OSCULATI

MASTER CATALOGUE 2025

A sea of possibilities, a compass to guide you:

AEmilio

How can you help me?

I can assist you with technical information, purchase support, after-sales services, and much more regarding Osculati products.

Try it now!

World's first AI trained specifically for the pleasure boating sector

All languages

24/7 365 SERVICE

+100k Questions

www.osculati.com/AEmilio

PRODUCTS INDEX

Anchorage and docking
Gr. 01 - P. 12 - Anchors, rollers and compensators
Gr. 02 - P. 36 - Windlasses and Thrusters
Gr. 06 - P. 86 - Lines and ropes
Gr. 34 - P. 614 - Oars

Safety and maintenance
Gr. 21 - P. 466 - Horns
Gr. 22 - P. 474 - Liferafts, personal floatation devices and dinghies
Gr. 23 - P. 494 - Safety harnesses and other accessories
Gr. 24 - P. 504 - Clothing
Gr. 30 - P. 584 - Distress signals
Gr. 31 - P. 588 - Fire extinguishers
Gr. 32 - P. 593 - Radar reflectors, first aid kit cases, floating anchors
Gr. 65 - P. 1100 - Insulation, deansing agents, paints

Plumbing and sanitary fixtures
Gr. 15 - P. 278 - Showers, Manual pumps
Gr. 16 - P. 299 - Bilge pumps, impellers, fresh water pumps
Gr. 17 - P. 372 - Skin fittings, filters
Gr. 18 - P. 418 - Clamps, hoses, drain plugs, tanks
Gr. 50 - P. 936 - Wash basins, stoves, refrigerators, toilet units

Deck accessories
Gr. 03 - P. 77 - Rigging Hardware
Gr. 04 - P. 80 - Splicing, hardware and rigging
Gr. 05 - P. 82 - Hardware and rigging
Gr. 07 - P. 102 - Rigging and accessories
Gr. 08 - P. 105 - Shackles, snap shackles
Gr. 09 - P.108 - Snap hooks
Gr. 19 - P. 427 - Hatches and portlights
Gr. 20 - P. 450 - Deck fillers and hatches
Gr. 39 - P. 714 - Rings and eyebolts
Gr. 40 - P. 721 - Cleats and fairleads
Gr. 41 - P. 735 - Pulpits, fishing rod holders and stanchions
Gr. 53 - P. 1054 - Vents
Gr. 72 - P. 1181 - Easylock dutches

Stainless steel hardware
Gr. 37 - P. 642 - Screws
Gr. 38 - P. 654 - Gas springs, stainless steel hardware

Electrical equipment
Gr. 11 - P. 122 - Navigation lights
Gr. 12 - P. 151 - Torches, batteries
Gr. 13 - P. 161 - Spotlights, ceiling lights
Gr. 14 - P. 207 - Electrical materials

Electronics and navigation
Gr. 25 - P. 508 - Compasses
Gr. 26 - P. 519 - Binoculars, plotting
Gr. 27 - P. 522 - Engine instruments and installations
Gr. 28 - P. 534 - Meteorological instruments
Gr. 29 - P. 539 - Electronics

Fenders, buoys
Gr. 33 - P. 598 - Mooring buoys, fenders
Gr. 44 - P. 796 - Rubbing strakes and rubber extrusions

Motorboating and accessories
Gr. 43 - P. 766 - Anodes, engine bellows
Gr. 45 - P. 805 - Steering systems
Gr. 46 - P. 836 - Biminis
Gr. 47 - P. 863 - Outboard brackets
Gr. 51 - P. 1000 - Trim tabs, mufflers
Gr. 52 - P. 1012 - Tanks, propellers, impellers
Gr. 54 - P. 1060 - Letters and EC tags
Gr. 63 - P. 1088 - Bungees, sail ties, fixing straps
Gr. 64 - P. 1091 - Waterskis, wakeboards, inflatables, snorkeling
Gr. 66 - P. 1144 - Accessories for inflatable boats

Ladders, gangways and platforms
Gr. 42 - P. 759 - Davits, gangways
Gr. 49 - P. 915 - Ladders
Gr. 48 - P. 875 - Seats, tables, table pedestals and object holders

Sailing equipment
Gr. 55 - P. 1061 - Control blocks and cam cleats
Gr. 56 - P. 1069 - Cam cleats
Gr. 57 - P. 1074 - Winch handles, jib furlers
Gr. 58 - P. 1077 - Chain plates, sail battens
Gr. 59 - P. 1080 - Mast steps
Gr. 60 - P. 1082 - Tiller extensions and spinnaker fittings
Gr. 61 - P. 1085 - Tracks, travellers and organisers
Gr. 62 - P. 1086 - Tracks, travellers, Toerails
Gr. 67 - P. 1154 - Genuine "Pfeiffer" alloy accessories
Gr. 68 - P. 1155 - Lewmar equipment
Gr. 69 - P. 1167 - Lewmar Steering Systems

Onboard comfort equipment
Gr. 10 - P. 112 - Eyelets, pins, knives
Gr. 35 - P. 623 - Wind indicators, flags, key rings
Gr. 36 - P. 633 - Cleaning kits, canvasses
Gr. 71 - P. 1168 - Teak

Enhanced product research

- manufacturer's code
- keyword
- Osculati code (also without dots)
- trademark
- bar code

IDENTITY

Osculati is the leading company in Italy and one among the most important companies in Europe in the marine accessory market, a safe and reliable reference point for professionals and pleasure boaters.
The company, founded in 1958 as the first marine accessory retailer in Milan, has turned into an international company and exclusive and official partner of some of the major shipyards in the world.
The third generation of the family, Alberto, Giorgio and Claudia Osculati is proud to support the Chairman Mario Osculati in the management of the company, with the help of the partners Francesco and Alessandro Gambogi.
Osculati's products can be found in thousands of shops and shipyards in 110 countries. The company has developed a professional sales force worldwide, with a turnover of € 107 million in 2024, more than 180 direct employees and a total available area of 21,000 sq.m.

OUR NUMBERS

42.000.000 €
Value of goods in our warehouses

96%
Availability of goods

1.000
New items introduced each year

7.000
Osculati branded items

22.000
Products in the general catalogue

70.000
Controlli qualità ogni anno

21.000 m²
Warehouse sizes

17,5
Tons of goods shipped each day

6.500
Order lines processed daily

6.000
Dealers around the world

110
Countries that regularly receive our goods

DESIGN & ENGINEERING

The product development process often starts thanks to the innovative addition that has always characterized the Osculati family and the Chairman Mario Osculati in particular.

Inputs and suggestions from our customers, mainly shipyards, as well as from the sailors and boaters that work with us, trigger a process of constant development to create new solutions that fully meet any requirements.

Over 7000 articles developed by the company's Design & Engineering department where a team of engineers and designers is dedicated to the in-house development of CAD models and the implementation of prototypes and samples by means of 3D printers.

PRODUCTS TAILORED FOR THE SHIPYARDS

Thanks to our new laser printer the items on our catalogue can be tailored by engraving logo and name.

On demand we also make products that meet specific needs in order to develop the best solutions as for design and efficiency:

- Stainless steel items designed ex-novo by the specific needs of the customer.
- Plastic tanks (for freshwater, black water, diesel and petrol) tailored to the boat spaces.
- Hatches in the desired RAL colours.

We also take care of the type testing procedures and the documents needed.



IN-HOUSE PRODUCTION

An in-house production, assembly and packaging department where by 30 specialised workers produce lights, ladders, gangways, battery switches and many other products.

This allows us the highest production process control by an ongoing monitoring of all production steps, production time reduction and flexibility to meet our customers' requirements.

Moreover thanks to a short supply chain we can be more competitive on the market.

QUALITY CONTROL

The Integrated Quality Management Team consists of six internal inspectors who daily subject products to quality controls of various levels based on their product category.
All checks are performed in-house, ensuring maximum independence and accuracy in the verification process.
Using the salt spray chamber and UV chamber, we can simulate both accelerated aging in the marine environment and damage caused by sunlight. Additionally, we have introduced a new machine to perform load-breaking tests, further enhancing our technical analysis capabilities.
We test all new products before bringing them to market, ensuring increasingly higher quality standards.
We collaborate with the most reputable laboratories and organizations for IP waterproofing and electrical testing.

- Over 70,000 annual inspections
- 50 product certifications each year
- Over 6,000 hours of salt spray testing annually
- Over 5,000 hours of UV testing annually
- Over 50 load-breaking tests annually

LOGISTICS

Our marine equipment warehouse is the largest in Europe and one of the best-stocked worldwide offering over 22,000 items and goods availability exceeding 96%.

21,000 square metres, 42-million Euros worth goods in our depots, 17.5 tons of marine equipment shipped every day: these are the figures of Osculati's logistics.

We pursue innovation and technological upgrading. As of January 2022, a new semi-automized area has been implemented where over 40% of the orders in progress will be dealt with aimed at offering our customers an increasingly faster and better service.

This flood of items is managed by 75 qualified warehouse staff who work every day to offer the best standards in terms of efficiency, speed and safety during the preparation and shipment of goods to customers.

70% of the orders coming from the European Union is shipped on the same day while the remaining 25% is shipped the day after their reception.



CERTIFICATIONS

IT AEO-F 23 2010

AEO-F certified company

Osculati is now one of the few companies in the sector to have obtained the AEO-F certification (Authorized Economic Operator).

The AEO certification is a recognition of reliability issued by the Customs Authorities of the European Union to entities operating in the field of economy. This certification attests that the company is considered reliable in managing its international supply chain, both towards business partners and customs authorities themselves.

Furthermore, the AEO authorization also indicates the company's financial solvency. As a result, Osculati will benefit from simplified customs controls through priority channels, thus accelerating the delivery times of its products.

The AEO-F certification is comparable to the Customs-Trade Partnership Against Terrorism (C-TPAT) program proposed by the U.S. government.

Maximum Reliability Certified by Cerved

Cerved Group assesses the solvency and creditworthiness of companies, monitors and manages credit risk during all phases and defines marketing strategies.

RETAIL RANGE

Osculati offers a wide range of products whose packaging is tailored to the end user's needs. Each single detail is designed to be instantly recognizable and enhance the shop image and the product features.

Blister

Most of our small-size products are available in blister packs to be exhibited on impressive display stands. Products in blister packs have bar codes and are ready for display.

Packaging

Packaging is one of the smartest media and makes a product immediately recognizable on the shelf: the user will better appreciate its features and this is why most of OSCULATI-brand products come in a high-quality item-oriented packaging.

Every OSCULATI package shows the pictures of the product, its technical data in several languages, its item code and bar code. A colour band stands for the category the product belongs to for a fast identification on the items on display.

ACKNOWLEDGEMENTS

2024 - Scanstrut
Distributor of the Year

2024 - Dometic
Largest retail distributor

2024 - IBEX
Innovation Awards Nomination
Magnetic door stop - 38.155.80

2023 - SDA Bocconi
Best Performance Award

2018 - Lenco
Lenco European sales award

2018 - Adi
Design and Innovation Award
Clever deck filler - 20.463.xx

2017 - SDA Bocconi
Best Performance Award

2017 - Camera di Commercio Milano
Best company video

2017 - Lewmar
Outstanding Sales Performance
Glass and Glazing Division

2016 - Adi
Design and Innovation Award
Alzapaiolo Eclipse - 38.160.xx

2015 - Mets DAME Nomination
"Raft" safety device

2014 - Lewmar
Best winch distributor

2013 - Mets DAME Nomination
Day/Night bathiscope - 12.241.10

2012 - Mets DAME Special mention
Quick Lock deck filler - 20.366.xx

2011 - Whale
Best global distributor

2009 - Whale
Best global distributor

2007 - Lewmar
Best distributor of hatches and portlights

2003 - Mets Dame Nomination
Chain Rainbow - 01.500.xx

#blueplanet

Discover some of our **commitments** for the planet

Carbon offset renewable energy

Logistics warehouse powered by geothermal and solar energy system

Supporting Amazonian reforestation using paper from responsibly managed forests

Full offset of transport-related emissions

Working alongside organisations to achieve 2030 Agenda goals

ONE FAMILY

OSCULATI GADGET and CLOTHING line

Promotional items will be sent by our sales department upon request. Please state the code of the item you wish to receive.

CLASSIC T-SHIRT

70.190.08-21MB
Crew neck short sleeve T-shirt.
Colour: blue.
Fabric: 100% cotton, 160 g.
Model: Unisex.
Available sizes: XS, S, M, L, XL, XXL, XXXL.

CLASSIC POLO SHIRT

70.190.01-21MB
Short sleeve two button polo shirt, side slits. Ribbed collar and sleeves. Colour: blue with white inserts. Fabric: 100% cotton piquet, 190 g.
Model: Unisex.
Available sizes: XS, S, M, L, XL, XXL, XXXL.

SHOPPING BAG

70.199.15-01
Reusable shopping bag made of H.D. 02 white, fold-over die cut bag. 70 My.
Dimensions: Ø 35×55x20 cm.

SHOPPING BAG WITH SHOULDER STRAP

70.199.21
Non-woven fabric shopping bag, 120 g., additional matt lamination and cardboard bottom.
Dimensions: 37x30x0.8 cm + shoulder strap 115x8 cm.

SPORT BLUE POLO SHIRT

MAN: 70.190.01-21MR
WOMAN: 70.190.01-21WR
Short sleeve two button polo shirt, side slits. Red band under the collar. Ribbed collar and sleeves. Fabric: 100% cotton piquet, 190 g.
Colour: blue with red inserts. Available sizes: MAN XS, S, M, L, XL, XXL, XXXL.
Available sizes: WOMAN XS, S, M, L, XL, XXL.

SPORT WHITE POLO SHIRT

MAN: 70.190.01-21MW
WOMAN: 70.190.01-21WW
Short sleeve two button polo shirt, side slits. Ribbed collar and sleeves.
Fabric: 100% cotton piquet, 190 g.
Colour: white with blue inserts. Available sizes: MAN XS, S, M, L, XL, XXL, XXXL.
Available sizes: WOMAN XS, S, M, L, XL.

THERMAL CUP/ WATER BOTTLE

#BLUEPLANET

70.199.26-21MR
Made of SS, anti-slip rubber finishing. Keeps temperature up to 90 min.
Colour: red.
Capacity: 450 ml.

BADGE LANYARDS

70.199.20
Neck badge satin lanyard with standard shackle.
Colour: red. Dimensions: 2x47 cm.

KEYRING

70.199.16-210
Floating keyring.
Material: EVA 12 mm + central support in white PVC.
White lanyard with 3 cylinders (blue, white, red) in EVA + metal ring
Measures: 6x10 cm.

CLASSIC SWEATSHIRT

70.190.11-21MB
Full zip two pocket sweatshirt. Ribbed hem and cuffs. Colour: blue with white inserts.
Fabric: 70% cotton 30% polyester, 330 g.
Model: Unisex.
Available sizes: XS,S,M,L,XL,XXL,XXXL.

CLASSIC SOFTSHELL

70.199.40
Three pocket softshell.
Colour: blue with white and red inserts.
Fabric: 310 g.
Model: Unisex.
Available sizes: XS,S,M,L,XL,XXL,XXXL.

FLAG

Print with perimeter stitching and two laces on the two corners. Material: 115 gr windproof nautical cloth.
70.199.23: Rectangular (100x150)
70.199.23-04: Rectangular (220x150)

Sublimatic printing, complete with rod, round steel base and bag. Outdoors and indoors. Material: Windproof nautical towel 110 gr.
70.199.23-01
Small drop (95,7x216,5 cm)
70.199.23-02
Large drop (122,9x301,3 cm)
70.199.23-03
Large sail (91,2x346 cm)

CLASSIC CAP

70.190.04-21B
Cap with DRY-TECH inner lining, suitable for outdoor sports. Pre-curved brim and embroidered eyelets. Closure: velcro and PVC strip. Colour: blue. Fabric: UPF50+, 75% nylon, 20% cotton, 5% elastam
Model: Unisex. One size fits all

SPORT CAP

70.190.04-21W
Cap with pre-curved brim, embroidered eyelets and eyelet for lanyard attachment.
Closure: velcro.
Colour: white with blue and red inserts.
Fabric: 100% cotton. Model: Unisex.
One size fits all

STICKERS

70.199.12-01 (20x16 cm) 2 pcs
70.199.12-02 (40x4,2 cm) 2 pcs
70.199.19 (corner 45x42 cm) 1 pcs
PVC sticker with Osculati logo.

BALL PEN

70.199.25-21BR
Metal ball point with blue or red
refill and touch pen tip. Sold in the two colours
depending on availabiliy.
Dimensions: Ø 8x142 mm.

WE ARE OFFICIAL DISTRIBUTORS FOR ITALY OF

LEWMAR	Whale®	DOMETIC	LENCO
Deck equipment	Hydraulic system	Shading tent	Electrical trim tabs
Groups 01 02 19 46 59 68 69	Groups 15 16 17 20 50 52	Group 19	Group 51
Polyform US®	BOMAR	RITCHIE® *	Marlow® *
Fenders	Manholes, hatches	Compasses	Ropes
Group 33	Group 19	Group 25	Groups 06 10
IGLOO®	Yachticon	victron energy * BLUE POWER	SCANSTRUT
Ice boxes	Cleaning products	Inverter/chargers	Accessories for mobile
Group 50	Groups 32 36 65	Groups 12 14	Groups 14 23
OCEANSOUTH	FENDERTEX® LE FABRICANT DE DÉFENSES TEXTILE	PSP marine tapes	RAILBLAZA
Boat covers	Fenders	Adhesive stripes	Fastening devices
Group 46	Group 33	Groups 10 19 33 35 57 65	Groups 11 41 47
BCS BALANCE OF STORAGE SYSTEMS	attwood®*	altitude	Gobius® Level Indicators
Smart Battery System	Bilge pumps and Lights	Instruments	Level indicators
Group 14	Group 13 16 20 48	Group 28	Group 27
Henderson	TREADMASTER	Labcraft DESIGN LED LIGHTING	FOAM ANCHOR
Hand pumps	Antislip coverings	Lighting	Magnetic attachments
Groups 15 17 20	Group 65	Group 13	Group 10
autoterm	LIONTRON®	NOVAL	ARC MARINE
Heaters	Lithium batteries	Automations	Teak products
Group 50	Group 14	Group 48	Group 71
Enecom	BENNETT *	Sika® *	
Solar panels	Electrical trim tabs	Adhesives	
Group 12	Group 51	Group 65	

* these brands are not exclusively distributed by Osculati

SOME NEW ITEMS IN THIS CATALOGUE

WIRELESS TECHNOLOGY

11.152.xx Light rod with removable wireless base

Page 123

INNOVATION AWARDS

38.155.80 Magnetic door stop

Page 693

HINGE CLOSURE

46.814.XX Recessed bushing with hinge cover

Page 847

CRUISER FAMILY

14.416.xx/14.432.xx Socket and plug 16A e 32A
14.322.0x Retractable electric cable Dock cable with Cruiser plug

Page 208-209

RAILBLAZA

STRONG & SAFE

41.310.xx
Rod Holder II Starport

Page 753



ERGONOMIC

38.511.10
Deluxe 2 pull latch

Page 683

FULLY FLUSH

38.213.0X
Stainless steel toggle fastener

Page 660

BLACK LINE

15.471.XX Saturn shower with black base

Page 288

MAGNETIC LOCK

59.807.00 Specter foldable step

Page 1080

FIREBOY

OPTIMAL PROTECTION

31.610.xx Fixed fire extinguishers with clean agent

Page 591

01

Anchoring
you can rely on

Here at Osculati we know how important it is to trust your anchor and rode, thats why we put our name on it.

A complete range of stainless steel
and galvanised products,
made to our exact specification
to enable you to anchor safely.

Swivelling twist joint

01.738.XX (page 20)
Made of mirror polished 316 stainless steel casting, due to the shape, the anchor will always rotate into the bow roller in the correct postion.

Anchor Trefoil®

Available in mirror polished stainless steel or galvanised steel, having the correct balance the design allows for fast setting, and strong and reliable holding.

OSCULATI

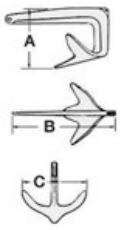

Trefoil® anchor made of hot-galvanized cast steel

With progressive penetration system.

Code	kg	A mm	B mm	C mm
01.110.02	2	175	358	210
01.110.05	5	273	469	310
01.110.07	7.5	298	531	360
01.110.10	10	320	583	375
01.110.13	12.5	330	630	395
01.110.15	15	335	655	425
01.110.20	21	395	701	470
01.110.30	32	410	800	560
01.110.50	50	470	980	660
01.110.80	80	560	1100	720

OSCULATI

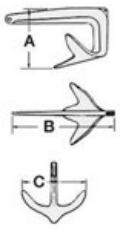

Trefoil® anchor made of mirror-polished AISI316 stainless steel

AISI 316

Hand-crafted **investment cast** steel. Perfect aesthetic and dimensional result.

Code	kg	A mm	B mm	C mm
01.109.25	2.5	170	357	235
01.109.05	5	240	470	320
01.109.07	7.5	270	540	360
01.109.10	11	310	590	385
01.109.15	15	335	645	450
01.109.20	20	355	660	475
01.109.30	30	410	815	560
01.109.50	50	495	1000	665

OSCULATI

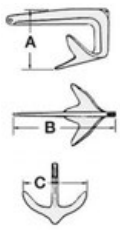

Trefoil® stainless steel slide anchor with gripping plate

Slide anchor with lock for low bows (similar to rubber dinghies) and inverted bows.

Code	kg	A mm	B mm	C mm
01.117.10	10	320	570	385

OSCULATI

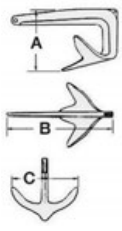

Trefoil® folding grapnel anchor made of hot-galvanized cast steel

PATENT

The huge holding power of Trefoil® anchors combines with the convenience of folding grapnel anchors that are easily stowed onboard.

Code	kg	A mm	B mm	C mm
01.104.05	5	240	469	315
01.104.07	7.5	273	531	361

LEWMAR®

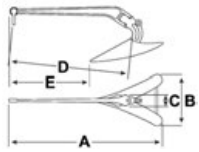

LEWMAR C.Q.R.® anchor

Lifetime warranty against breaks and Lloyd's Test Certification as **High Holding Power anchor.**

Metal frame	Forged	kg	Recommended chain mm	Recommended for hulls up to m	A mm	B mm	C mm	D mm	E mm
01.147.07	**01.145.65**	7	6	6	626	253	82	439	287
01.147.09	**01.145.09**	9	8	9	690	279	86	484	313
01.147.11	**01.145.11**	11	8	11.5	740	299	90	552	336
01.147.16	**-**	16	8	14	827	335	94	584	373
01.147.20	**-**	20	10	18	901	366	100	635	405
01.147.27	**01.145.27**	27	10	19	989	402	106	700	445
01.147.34	**-**	34	11	20	1071	435	112	754	481
-	**01.145.64**	66	12.5	22	1337	537	128	933	583

LEWMAR Epsilon anchor

SUPER-HIGH HOLDING POWER

Deriving its sturdiness and quality from the Delta anchor, the Epsilon anchor is Super-High Holding Power certified by Lloyd.
Its concave fluke and ballasted keel ensure record holding and super-fast grip.

Stainless steel	kg	Recommended chain mm	Recommended for hulls up to m	A mm	B mm	C mm
01.127.06	6	6-7	10	483	271	8
01.127.10	10	8	13	573	332	10
01.127.16	16	8	15	670	376	12
01.127.20	20	10	17	720	406	12
01.127.25	25	10	18	778	438	16
01.127.32	32	10	21	839	474	16
01.127.40	40	10	23	907	512	20
01.127.50	50	12	25	974	550	20
01.127.63	63	12	27	1049	595	22



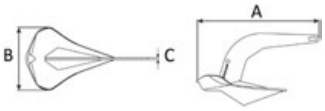

LEWMAR Delta® zinc-plated steel anchor

HIGH HOLDING POWER

Its best features include: - Exceptional holding power to grab into any seabed (including seaweed grounds). - Quickness to re-grab the hold when the spinning boat tends to trip the anchor. - Real ability to improve its hold when the wind increases. Tests carried out under various conditions confirm that the Delta anchor has the best hold/weight rate. **Lifetime warranty against breaks** and Lloyd's Test Certification as **High Holding Power anchor.**

Code	kg	Recommended chain mm	Recommended for hulls up to m	A mm	B mm	C mm	D mm	E mm
01.108.04	4	6-7	7	514	228	8	387	210
01.108.06	6	6-7	9	595	263	10	450	241
01.108.10	10	8	11	695	308	12	526	283
01.108.16	16	8	13	812	360	12	614	334
01.108.20	20	10	15.5	877	389	16	663	361
01.108.25	25	10	17	945	417	16	713	384
01.108.32	32	10	18.5	1026	455	16	774	417
01.108.40	40	10	20	1099	489	20	835	446
01.108.50	50	12	23	1175	520	20	890	479
01.108.63	63	12	26.5	1278	568	22	673	518

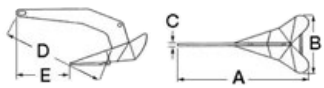

LEWMAR Delta® DTX stainless steel anchor

New version of the renowned Delta Inox, DTX is 100% of **316 stainless steel**. With unchanged and patented geometry, still unmatched, it ensures high holding power to grab into any seabed and quickness to re-grab the hold under all conditions. Certified as Ordinary Holding Power, 3-year warranty.

Code	kg	Recommended chain mm	Recommended for hulls up to m	A mm	B mm	C mm	D mm	E mm
01.106.10	10	8	9.5	695	310	13	526	282
01.106.16	16	8	13	812	362	13	614	328
01.106.20	20	10	15.5	877	392	16	663	357
01.106.25	25	10	17	945	415	16	713	387
01.106.32	32	10	19	1023	453.5	20	775	425

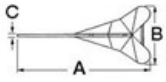

LEWMAR Delta® stainless steel anchor

HIGH HOLDING POWER

Ultra-resistant stainless steel version with the same high performance as the standard Delta. **Lifetime warranty against breaks** and Lloyd's Test Certification as **High Holding Power anchor.**

Code	kg	Recommended chain mm	Recommended for hulls up to m	A mm	B mm	C mm	D mm	E mm
01.107.10	10	8	11	695	308	12	526	283
01.107.16	16	8	13	812	360	12	614	334
01.107.20	20	10	15.5	877	389	16	663	361
01.107.25	25	10	17	945	417	16	713	384
01.107.40	40	10	20	1099	489	20	835	446
01.107.50	50	12	23	1175	520	20	890	479
01.107.63	63	12	26.5	1278	568	22	673	518

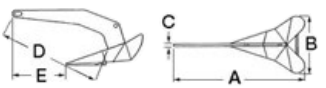

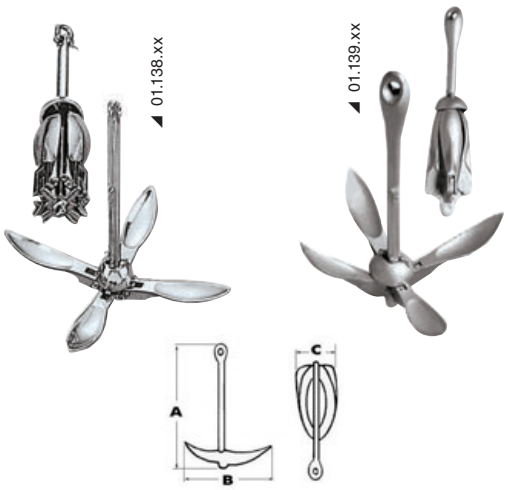

Folding grapnel anchors

- **Hot galvanized cast steel** version. Counterweight bar fitted to the shank to improve anchor balance (Norwegian SAV system).
- **Mirror-polished AISI 316 stainless steel** version, ideal for dinghies.

Hot-galvinized cast steel	Mirror-polished AISI 316 SS	kg	A mm	B mm	C mm
01.139.00	-	0.7	175	165	48
01.139.15	**01.138.15**	1.5	310	265	75
01.139.25	**01.138.25**	2.5	360	315	85
01.139.32	-	3.2	420	365	100
01.139.04	**01.138.04**	4	470	380	110
01.139.06	-	6	565	440	130
01.139.08	-	8	575	490	140
01.139.10	-	10	610	595	130
01.139.12	-	12	650	640	130

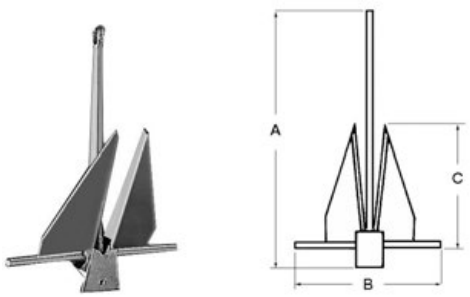

DANFORTH type galvanized anchor

Made of hot-galvanized steel. Very thick plate.

Code	kg	A mm	B mm	C mm
01.143.04	4	505	425	295
01.143.06	6	610	450	335
01.143.08	8	670	460	380
01.143.10	10	705	525	420
01.143.15	15	885	635	570
01.143.20	20	1001	670	585
01.143.30	30	1008	760	655

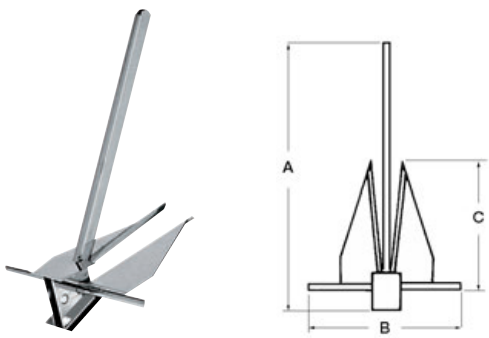

DANFORTH type AISI316 anchor

AISI 316

Mirror-polished AISI316 stainless steel anchors. Ideal for muddy and sandy seabeds.

Code	kg	A mm	B mm	C mm
01.146.07	7	630	485	340
01.146.09	9	670	500	400
01.146.12	12	760	540	420
01.146.15	15	900	570	430
01.146.20	22	990	665	515
01.146.28	28	1080	695	550

LEWMAR



LEWMAR LFX anchor

Made from high-quality anodized aluminum, the LFX anchor offers exceptional corrosion resistance.

Code	kg	Recommended chain mm	Recommended for hulls up to m	OPTIONAL storage bag	A mm	B mm	C mm
01.111.02	2	6	8	**01.098.01**	564	462	342
01.111.03	3.2	6-7	10	**01.098.01**	672	550	407
01.111.04	4.5	8	12	**01.098.01**	746	610	452
01.111.07	7	10	14	**01.098.02**	853	699	517
01.111.10	10	10	16	**01.098.02**	954	781	579

FORTRESS anchor, can be disassembled

Adjustable fluke angle to adapt to any seabed. Made of sturdy **nodized aluminium-magnesium alloy.**
Ideal as sheet anchor. Cited as the best anchor currently available on the market, it came out top in five independent tests, one of which was carried out by the U.S. Navy.

Code	kg	Replaces SS anchors kg	For hull size m	OPTIONAL cavas stowage bag	A mm	B mm	C mm
01.100.11	3.4	4/6	8/10	**01.099.02**	685	559	406
01.100.16	4.5	6/8	10/12	**01.099.03**	787	635	457
01.100.23	6.8	8/13	12/14	**01.099.04**	914	737	533
01.100.37	9.5	13/23	14/16	**01.099.05**	1016	813	610
01.100.55	14.4	23/29	16/18	**01.099.06**	1168	940	686
01.100.85	21.2	32/41	-	**-**	1300	1040	760



Hall traditional anchor

Sturdy hot-galvanized steel anchor for any seabed. Fitted with sharp-angle articulated arm.

Code	kg	A mm	L1 mm	L4 mm
01.142.25	2.5	290	160	140
01.142.04	4	320	180	170
01.142.05	6	350	210	210
01.142.08	8	380	230	230
01.142.10	10	400	240	240

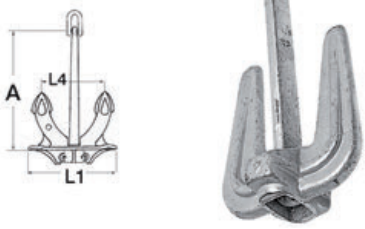

Hall anchor

Made of **hot-galvanized cast iron**.

Code	kg	A mm	L1 mm	L4 mm
01.103.18	16	330	310	230
01.103.28	23	350	350	245
01.103.36	34	410	395	280
01.103.48	45	465	445	325
01.103.65	60	505	505	315

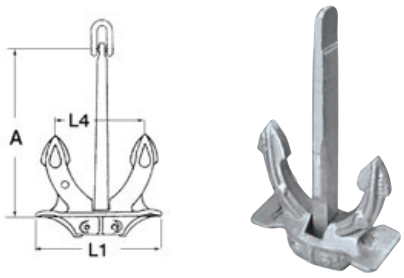

Plough anchor

Made of very thick high-strength hot-galvanized **steel**. Similar to CQR anchors, excellent performance on all seabeds.

Code	kg	A mm	B mm	C mm	D mm	E mm	F mm	G mm
01.144.07	7	260	640	340	230	540	220	55
01.144.09	9	330	780	410	280	600	280	65
01.144.12	12	320	800	430	280	650	280	65
01.144.16	16	380	950	500	320	760	310	75
01.144.22	22	400	1050	490	360	800	345	80
01.144.27	27	520	1090	520	380	830	380	85
01.144.35	35	580	1110	580	410	920	410	95

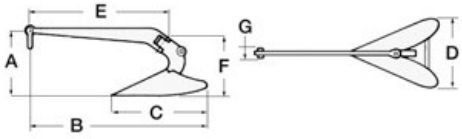

Admiralty anchors.

Hot-galvanized steel anchor with **foldable flukes** for better stowage.

Code	kg	A mm	B mm	C mm	D mm	E mm	F mm
01.114.05	5	382	50	60	380	205	230
01.114.10	10	490	60	70	500	255	280
01.114.15	15	550	60	80	542	290	320
01.114.20	20	590	68	90	600	340	360
01.114.25	23.5	615	68	90	640	340	360
01.114.35	35	660	75	130	780	370	400

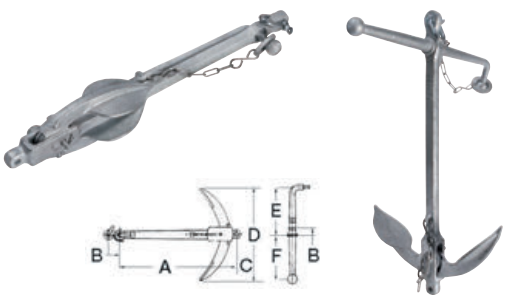

Chains, connectors and anchoring accessories

OSCULATI

Hot-galvanized calibrated chain

OK FOR WINDLASS

Suitable for windlasses. The tangles of chain are delivered in wooden boxes or convenient packages easy to handle and stock. Each single metre of chain has an OSC distinctive mark to ensure quality.

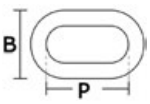

Length when stretched					Ø mm	Kg/m	Working load kg	Breaking load kg	Standard	P mm	B mm
25 m	50 m	75 m	100 m	150 m							
01.373.06-025	01.373.06-050	01.373.06-075	01.373.06-100	-	6	0.800	400	1600	DIN766/ISO	18.5	20
01.373.08-025	01.373.08-050	01.373.08-075	01.373.08-100	-	8	1.400	800	3200	DIN766/ISO	24	26
01.373.10-025	01.373.10-050	01.373.10-075	01.373.10-100	01.373.10-150	10	2.350	1250	5000	ISO	30	35
-	01.373.11-050	-	01.373.11-100	-	10	2.300	1250	5000	DIN766	28	36
01.373.12-025	01.373.12-050	01.373.12-075	01.373.12-100	01.373.12-150	12	3.350	1800	6500	ISO	36	40
-	01.373.14-050	-	01.373.14-100	-	14	4.400	2500	10000	DIN766/ISO	42	47

OSCULATI

Hot-galvanized calibrated chain, Grade 70 high-resistance type

OK FOR WINDLASS

GRADE 70

Under the same mechanical resistance conditions, this chains enables the use of a lower section:
a) 8-mm OSC-G7 instead of 10-mm standard;
b) 10-mm OSC-G7 instead of 12-mm standard.
This allows for a 40/60% saving in weight or, weight being equal, a 40 to 60% longer chain.
The tangles of chain are delivered in wooden boxes or convenient packages easy to handle and stock. Each single metre of chain has an OSC-G7 distinctive mark to ensure quality.

Length when stretched		Ø mm	Kg/m	Working load kg	Breaking load kg	Standard	P mm	B mm
50 m	100 m							
01.370.08-050	01.370.08-100	8	1.400	1400	5600	DIN766/ISO	24	26
01.370.10-050	01.370.10-100	10	2.300	2200	8800	ISO	30	35

OSCULATI

AISI 316 stainless steel calibrated chain

OK FOR WINDLASS

AISI 316

Suitable for windlasses. The tangles of chain are delivered in wooden boxes or convenient packages easy to handle and stock. Each single metre of chain has an OSC distinctive mark to ensure quality.

Length when stretched					Ø mm	Kg/m	Working load kg	Breaking load kg	Standard	P mm	B mm
25 m	50 m	75 m	100 m	150 m							
01.375.06-025	01.375.06-050	01.375.06-075	01.375.06-100	-	6	0.800	400	1600	DIN766/ISO	18.5	20
01.375.08-025	01.375.08-050	01.375.08-075	01.375.08-100	-	8	1.400	800	3200	DIN766/ISO	24	26
01.375.10-025	01.375.10-050	01.375.10-075	01.375.10-100	01.375.10-150	10	2.350	1250	5000	ISO	30	35
-	01.375.12-050	01.375.12-075	01.375.12-100	01.375.12-150	12	3.200	1800	7240	ISO	36	40

Hot-galvanized Genovese chain

Elongated link version. Ideal for fixed and dock mooring **(no winch).**

Length when stretched		Ø mm	Kg/m	Working load kg	Breaking load kg
50 m	100 m				
01.372.06-050	01.372.06-100	6	0.73	340	1360
01.372.07-050	01.372.07-100	7	1.1	460	1840
01.372.08-050	01.372.08-100	8	1.33	600	2400
01.372.10-050	01.372.10-100	10	2.075	940	3760
01.372.12-050	01.372.12-100	12	3	1360	5440
01.372.16-050 New	-	16	5.3	3050	9500
01.372.20-050 New	-	20	8	4750	16500
01.372.24-050 New	-	24	11	7800	20800

AISI 316 stainless steel Genovese chain

AISI 316

Elongated link version. Ideal for fixed and dock mooring **(no winch).**

Length when stretched 50 m	Ø mm	Kg/m	Working load kg	Breaking load kg
01.374.03-050	3	0.165	110	450
01.374.04-050	4	0.3	200	800
01.374.05-050	5	0.5	310	1250
01.374.06-050	6	0.73	450	1800
01.374.08-050	8	1.3	800	3200
01.374.10-050	10	2.05	1250	5000

Shackle with Allen-head recessed pin

AISI 316

Made of **AISI 316 stainless steel**, it enables the anchor to fit into the bow rollers without getting tangled.

Code	A mm	B mm	D mm	L1 mm	ORDER BY BOX
01.080.05	5	10	10	20	10
01.080.06	6	12	12	24	10
01.080.08	8	16	16	32	10
01.080.10	10	20	20	40	5
01.080.12	12	24	24	48	-
01.080.14	14	28	28	63	-
01.080.16	16	32	32	64	-

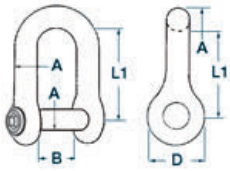

Bow shackle with Allen-head recessed pin

AISI 316

Made of AISI 316 stainless steel, it enables the anchor to fit into rollers without getting tangled.

Code	Ø mm	A mm	B mm
01.081.06	6	12	27
01.081.08	8	16	37
01.081.10	10	20	46
01.081.12	12	25	55
01.081.14	14	28	60

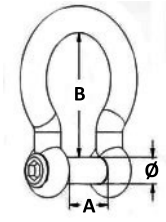

Anchor Rode Set: line, chain, connector and anchor

The easy solution for anchor lines to suit a wide range of installations and requirements.
These packages easily adapt to most situations.
Each package is delivered "ready to use" in a special packaging.
The line is already weighted with a suitable chain link.

Code	Anchor type	Anchor kg	chain Ø mm	Chain length mm	Chain link	Line length	Cable Ø mm	Anchorchain connector mm	Anchorchainconnector	Hulls with winch	Recommended for hulls up to (approx.) m
01.700.01	Umbrella	4	6	5	Genovese	35	10	8	Galvanized shackle	no	4-6
01.700.02	Umbrella	6	6	10	Genovese	35	10	8	Galvanized shackle	no	5-7
01.700.03	Umbrella	8	7	10	Genovese	35	12	10	Galvanized shackle	no	6-8
01.710.01	Hall	4.2	6	5	Genovese	35	10	8	Galvanized shackle	no	4-6
01.710.02	Hall	6.2	6	10	Genovese	35	10	8	Galvanized shackle	no	5-7
01.710.03	Hall	8.8	7	10	Genovese	35	12	10	Galvanized shackle	no	6-8
01.800.01	Trefoil	7.5	6	25	Sized	35	12	8	Swivelling joint	Yes	5-7
01.800.02	Trefoil	10	6	25	Sized	35	12	8	Swivelling joint	Yes	6-8
01.800.03	Trefoil	13	8	25	Sized	35	14	8	Swivelling joint	Yes	7-10

◀ 01.700.xx

◀ 01.800.xx

◀ 01.710.xx

OSCULATI

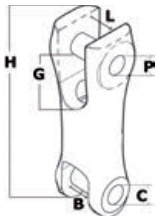

Anchor connector without protrusions

AISI 316

Anchor connector made of **AISI 316 stainless steel without protrusions**. It lets the anchor chain slide smoothly through the bow roller and avoids entangling of the shackle.

Code	Chain Ø mm	B mm	C mm	L mm	G mm	P mm	H mm
01.220.01	6/8	10	7	16	22	9	90
01.220.02	9/10	13	11	19	29	11	115

OSCULATI

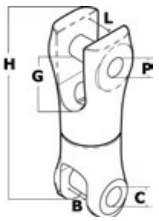

Anchor swivelling connector

AISI 316

Made of **precision-cast AISI 316 stainless steel** without protrusions, used to connect the chain to the anchor. It lets the anchor chain slide smoothly through the bow roller and avoids entangling of the shackle. **New reinforced model with additional finish, exclusively made by Osculati.**

Code	Chain Ø mm	Breaking load kg	B mm	C mm	L mm	G mm	P mm	H mm
01.740.08	6/8	3500	10	7	16	21	9	95
01.740.09*	6/8	-	10	7	17	20	10	90
01.740.10	9/10	6150	13	11	21	28	11	120

**Suitable for 20-kg Trefoil® anchors*

OSCULATI

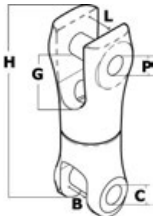

Anchor maxi swivelling connector

AISI 316

Made of **mirror polished AISI 316 stainless steel**. Used to connect the chain to the anchor, **maxi** version for 12/14 mm chains.

Code	Chain Ø mm	Breaking load kg	B mm	C mm	L mm	G mm	P mm	H mm
01.740.12	12/14	9470	19	14	29	30	23	140

Douglas Marine

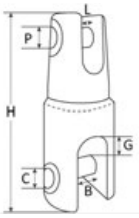

Mega swivelling anchor connector made from CNC-machined bar

AISI 316

Made of polished AISI316 stainless steel.

Code	For anchors kg	Chain Ø mm	Breaking load kg	B mm	C mm	L mm	G mm	P mm	H mm
01.740.16	50/80	14/16	15000	35	20	20	36	18	176
01.740.17	up to 100	up to 18	26000	38	24	20	36	18	176

OSCULATI

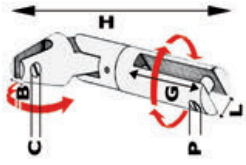

Anchor double-joint swiveling connector

AISI 316

Made of **AISI 316 stainless steel without protrusions**. This double-joint swivelling connection is the evolution of the single-joint 01.740.08/10 model.

Code	Chain Ø mm	Total length mm	B mm	C mm	L mm	G mm	P mm	H mm
01.742.08	6/8	117	9	8	16	21	10	95
01.742.10	9/10	155	13	10	19	28	13	120

OSCULATI

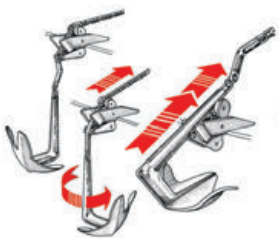

Twist joint still turns

PATENT **AISI 316**

Made of **mirror-polished AISI316 stainless steel**. With the latest asymmetric anchors (Bruce, Delta, Trefoil® etc.), when the anchor is raised, it most probably turns the wrong side. **The Twist swivelling connector turns the anchor correctly and it reeves into the roller or hawsehole**. A shackle connects the fixed eye to the anchor.

Code	Chain Ø mm	Connecting shackle	A mm	B mm	C mm
01.738.01	6/8	**01.080.10**	220	60	28
01.738.02	10/12	**01.080.10/12/14**	320	83	38

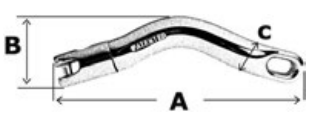

Trimmer anchor swivelling connector

AISI 316

Polished AISI 316 stainless steel. Fitted with a double joint to avoid the lever boom effect with held-on anchor. Anti-oscillation connection to the anchor during lifting when approaching the roller/bow. Safety screws. Side load 3 times as powerful as traditional connectors.

Douglas Marine



Code	Chain Ø mm	Breaking load kg	A mm	B mm	C mm
01.739.01	6/8	3200	200	15	7/17
01.739.02	10/12	8500	230	22	20/30
01.739.03	12	12000	235	27	30/50

Rope/chain connector

AISI 316

Designed to connect the anchor chain into the respective line, without knots; it is also suitable for stern mooring. Made of **mirror-polished AISI 316 stainless steel**.

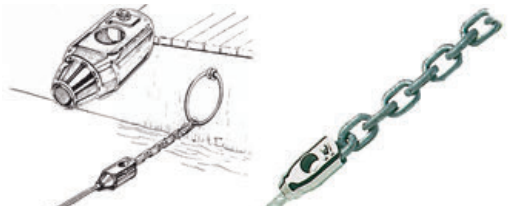

Code	Chain Ø mm	For line Ø mm
01.230.01	6	10
01.230.02	8	12

Chain link for calibrated chain

AISI 316

In stainless steel AISI 316. High strength due to the structure with 8 sealing pins, calibrated for winches, thus **they run perfectly in the gypsy avoiding dangerous jamming**.

OSCULATI

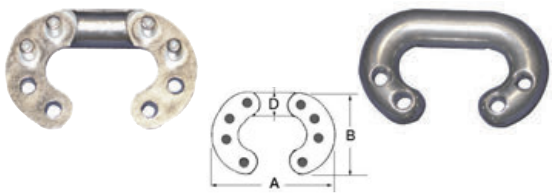

Code	Breaking load kg	Ø D mm	A mm	B mm
01.672.06	1630	6	31.5	20.5
01.672.08	3200	8	40.5	26.5
01.672.10	5000	10	50.5	35.5
01.672.12	6500	12	61	40.5

Chain link

Made of stainless steel, for calibrated chain



Stainless steel	Ø D Chain mm	Breaking load kg	A1 mm	A mm	L mm	L1 mm
01.671.06	6	700	11	23	21	21
01.671.08	8	1240	12.5	29	24	24
01.671.10	10	1940	15	34.5	29	29
01.671.12	12	2780	19	42	38	38

Galvanized steel swivel made for anchor chains and buoys

Double eye, ideal for mooring lines

Code	Breaking load kg	A mm	B mm	b1 mm	L mm	L1 mm
01.427.10	5000	10	51	30.8	125	23.5
01.427.12	8000	13	63	36	165	33
01.427.14	11700	16	75.5	42.6	200	40.8
01.427.16	16300	19	88.5	50	225	42.8

AISI316 stainless steel swivel

Double eye, ideal for mooring lines.

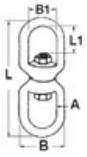

Code	Breaking load kg	A mm	B mm	b1 mm	L mm	L1 mm
01.018.04	450	4	19.5	11.5	50	13
01.018.05	650	5	23	13	60	13
01.018.06	1200	6	26	15	65	15
01.018.08	1900	8	35	20	90	22
01.018.10	3500	10	44	24	115	27
01.018.13	5000	13	59	33	148	33
01.018.16	6500	16	75	39	188	42

Mirror-polished AISI 316 stainless steel swivel

Very sturdy, forged steel, ideal for mooring buoys, halyards, anchor chains, etc.

Shackle + shackle	Shackle + shackle (flush pin)	Eye + shackle	Eye + shackle (flush pin)	A mm	B mm	C mm	D mm
01.428.99	-	01.427.99	-	60	10	11	5
01.429.00	01.439.00	01.428.00	01.438.00	66	12	11	6
01.429.01	01.439.01	01.428.01	01.438.01	88	16	16	8
01.429.02	01.439.02	01.428.02	01.438.02	113	20	22	10
01.429.03	01.439.03	01.428.03	-	152	26	28	13
01.429.04	-	01.428.04	-	188	32	36	16

◀ 01.438.xx

◀ 01.439.xx

◀ 01.428.0x; 01.427.99

◀ 01.429.xx; 01.428.99

Braid

Made of **polyester**, as per regulations for anchors.

Code	Ø rope	Length m
01.106.00	8	30
01.106.01	10	30

Line with chain

Orange levilene line **as per regulation for anchors**. Fitted with a 2-metre galvanized chain and a shackle for connection to the anchor.

Code	Ø rope	Ø chain	Length m
01.105.00	8	6	30

Line for chain and rope windlass.

Made with three-strand white rope and **stainless steel chain link**, the end part can be connected to the windlass chain.

Code	Ø rope	Length m	Gypsy Ø mm	Chain link Ø mm	For windlasses
02.636.01	10	35	6	6	Manual mooring, Lofrans: Project x1; Italwinch 02.407.01
02.636.02	12	35	6	6	Lewmar: Pro-series 1000, V-700, V1, V2 Lofrans: Project x1, Dorado 500W, Marlin; Lewmar CPX0; Italwinch Ray; Italwinch RayLux
02.834.00	14	35	8-10	8	Lewmar: Pro-series 1000, V1, V2, V3, V4 Lofrans: Project x1-x2-x3, Project 1000-1500, Dorado 700W, Clipper 700-1000; Italwinch Thunder, Italwinch ThunderLux
02.636.05	16	40	10	10	Lewmar: Pro-series 1000, V3, V4,V5 Lofrans: Project x2-x3, Project 1000-1500, Clipper 1000; Italwinch Thunder Lux Ø 16

Anchor rope made of polyester braid with lead core for the first 10 metres

With thimble and spliced by hand.
It comes in an elegant nylon bag with blue string.

Code	Ø rope	Length m	Lead core length m	Lead weight kg	Total weight kg
06.446.10	10	30	10	3	5
06.446.12	12	30	10	4	7.5
06.446.13	12	50	20	8	10

Douglas Marine



Chain Boy chain stowing system

PATENT

It allows tidy chain stowage on all anchor chain lockers. Minimum locker height when hauling in the anchor: 80 mm for 6/8-mm chain, 100 mm for 10/12-mm chain.

Code	Base Ø mm	Head Ø mm	Adjustable height
01.550.00	150	170	325 to 475 mm by means of the inserts included

Safety Device Chain Stopper Delux in Stainless Steel 316

AISI 316

The chain stopper device prevents the anchor rode unwanted release while the boat is in use. It also prevents shock/abnormal loading of the windlass while the boat is at anchor. The Chain Stopper can be disengaged with a simple movement.

Code	For chain Ø mm	Base mm	Overhang mm
01.119.34	6/8	60x50	47
01.119.35	10/12	80x70	63

ITALWINCH steel chain stopper

Chain lock compatible with main chains from 8 mm to 14 mm diameter with crossbar. Fully made of AISI 316 steel.

Code	Base mm	For chain Ø mm
01.119.50	110x62	8mm ISO - 8 mm DIN 766 - 10mm ISO - 10mm DIN 766
01.119.51	130x85	12mm ISO - 13mm DIN766 - 13mm DIN 764, 14mm ISO - 12.5 C.T., 14 C.T.

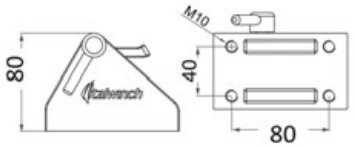

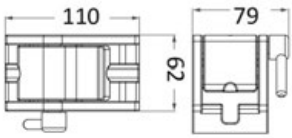

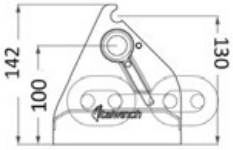

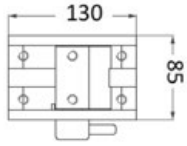

Anchor gripper kit

It consists of eyebolt and Pad-Eye + high-resistance strap + snap-hook.
Made with 100% rustproof tape, it doesn't scratch or bang against the deck.
Reflective tape seams for high visibility at night.
To be installed near the winch as safety gripper to prevent the anchor from falling during navigation.

Code	For chain Ø mm	Length cm	Anchorage point	Snap hook
01.747.06	6/8	20	**39.181.05**	**09.247.70**
01.747.10	10/12	25	**39.873.01**	**09.247.10**

◢ 01.747.06

◢ 01.747.10

Chain Rainbow marker

OSCULATI

PATENT **METS NOMINATION 2003**

Coloured plastic inserts for fitting into chain links. **Sold in kits for marking 25 cm of calibrated chain.**

Insert colours					For calibrated chain Ø mm	No of inserts
white	blue	yellow	red	Green		
01.500.06BI	**01.500.06BL**	**01.500.06GI**	**01.500.06RO**	**01.500.06VE**	6	14
01.500.08BI	**01.500.08BL**	**01.500.08GI**	**01.500.08RO**	**01.500.08VE**	8	10
01.500.10BI	**01.500.10BL**	**01.500.10GI**	**01.500.10RO**	**01.500.10VE**	10	8
01.500.12BI	**01.500.12BL**	**01.500.12GI**	**01.500.12RO**	**01.500.12VE**	12	8

Chain Rainbow marker kit, assorted colours

PATENT **METS NOMINATION 2003**

Assorted pack of Chain Rainbow **sufficient to mark an entire length of calibrated chain**. The kit consists of **5 colours** (white, blue, yellow, red, and green).

Code	For calibrated chain Ø mm	Number of inserts
01.501.06	6	70
01.501.08	8	50
01.501.10	10	40
01.501.12	12	40

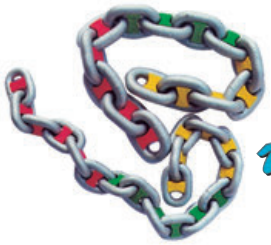

◢ 01.501.xx

◢ 01.500.xx

◢ Rest on the first welded part

Mooring device and anchor chain gripper

AISI 316

It clutches the chain link and relieves the winch from the mooring effort. Made of **polished 316 stainless steel**.

Code	For chain Ø mm
01.744.06	6/8
01.744.10	10/12

KONG Chain Gripper U-bolt connector in stainless steel 316

A special U-bolt used to connect the second anchor chain to each point of the main anchor chain. A traditional shackle is very often difficult to fit into the narrow links of a calibrated chain.

Code	For chain Ø mm	Breaking load kg
01.743.01	6/8	2500
01.743.02	10/12	5000



PAOMAR anchor retriever

OSCULATI

Made of **fiberglass reinforced polymer**. It **always** retrieves the anchor and the line. Adjustable release load from 20 to 200 kg, long lasting in the marine environment.

Code	To be used with			
	anchors up to kg	hulls up to m	lines	chains
01.101.00	8	8	Yes	Yes

Anchor retriever

AISI 316

Made of **stainless steel AISI 316**. Used to release the fouled anchor from ropes and chains of other vessels.

Code	Ø mm
01.102.00	180

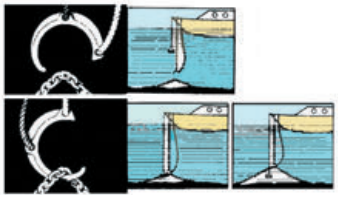

01.211.02


01.211.04

01.211.04

Protection for anchor buoy

Handrail support

01.211.09

GRIPPY: light and compact anchor gripper, with self-winding top in ultra-resistant braid and automatic night lighting with solar charging

MADE IN ITALY

This gripper, extremely light and compact, uses 2 completely watertight chambers that house electronic and mechanical components, preventing possible malfunctions caused by saltwater. All versions feature a steel cable anchor guard, which protects the anchor's end from potential rubbing against rocks and allows for easy removal of the buoystone when not in use.
The end of GRIPPY's rope is connected to the anchor's diamond, which will unfold automatically when lowered. The self-regulation allows GRIPPY to float on the perpendicular of the anchor, indicating its position.
In the LIGHT, HEAVY, and ABR versions, solar cells are present for battery power supply, necessary for nighttime lighting, which activates automatically at night. These cells in the ABR version are used to activate the ABR system (top locking).
In case of a jammed anchor, it can be released by recovering the gripple, thanks to its high breaking load. Upon recovery of the anchor, GRIPPY will automatically rewind its rope, positioning itself under the bow of the boat.
Features a comfortable and discreet railing support and a retractable visual indicator.

Code	Model	Anchor buoy length m	Stainless steel rescue cable	Anchor buoy breaking load kg	Description	Handrail support	Ø mm	kg
01.211.05	Grippy BASIC	15	Yes, 500 kg	500	With visual signaller	Yes	200	1.2
01.211.02	Grippy LIGHT	25	Yes, 500 kg	500	With visual signaller + night automatic lights	Yes	200	1.3
01.211.03	Grippy HEAVY	20	Yes, 1200 kg	1200	With visual signaller + night automatic lights	Yes	200	1.4
01.211.04	Grippy ABR	20	Yes, 1200 kg	1200	With visual signaller + night automatic lights	Yes	200	1.5

01.211.09 *10-m extension (1200-kg breaking load).*

Portable GRIPPY TRACKER: the anchor dragging monitor with integrated GPS, free from false alarms and extremely precise, complete with a wireless handheld

MADE IN ITALY

GRIPPY Tracker constantly sends the GPS location, detecting high or low tide, anchor dragging, attempts of theft, tampering, and impacts at the anchor site, sending alarms and alerts to the handheld device.
Combines a powerful GPS receiver with a mechanism capable of self-adjusting at the anchor point. A microprocessor system detects high or low tide, drift caused by currents or strong wind, effectively cancelling out potential false alarms.
The handheld, very simple and intuitive in its functions, continuously monitors the anchor point, and if it drifts beyond a previously set range, immediately alerts to the potential danger. It is equipped with:
- Rechargeable battery (with a runtime of over 50 hours),
- ABR system,
- Breaking load of the grip of 1200 kg,
- Stainless steel safety gripper,
- Nighttime lighting,
- Railing support,
- Solar charging.

Code	Model	Anchor buoy length m	Anchor buoy breaking load kg	Stainless steel safety cable	Handrail support	Night illumination	ABR System	Ghost function OPTIONAL	SMS alarm system OPTIONAL	Rechargeable Battery
01.221.02	Portable	20	1200	Yes, 1200 kg	Yes	Yes to solar charging	Yes	**01.221.10**	**01.221.11**	Yes, 12/24V, USB Type-C

01.221.02

Wireless handheld

Wireless handheld

Handrail support

Protection for anchor buoy

01.221.10

Stainless steel rollers

DOUGLAS MARINE AISI316 stainless steel bow shield

Mirror-polished AISI316 stainless steel bow shield, bored and countersunk.
Supplied with a pre-fold, it adapts to the different bow shapes of boats when installed.
With oversized thickness, it resists even the most violent impacts.

Code	Thickness	Dimensions mm	Weight
01.290.01	2	340x520	1.78
01.290.03	2	680x450	3

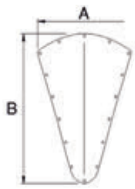

Bow roller for dolphin strikers

Made of **stainless steel 304** to be mounted **under** the bow roller.

Code	Sheave material	Recess fit width mm	Spare sheave	kg
01.119.92	Hard rubber	125	**01.219.94**	1.3

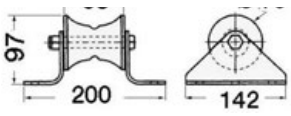

Bow roller, compact version

In **satin-finished 304 stainless steel**, with **nylon pulley**

Code	Length mm	Width mm	Height mm	Spare sheave	kg
01.118.82	155	51	72	**01.218.82**	0.48

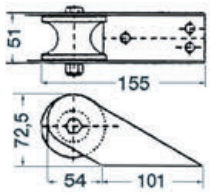

Bow fairlead

Very sturdy and practical, made of **AISI316 stainless steel**, **nylon** sheave suitable for ropes up to 14 mm and for chains up to 6/8 mm. Product by Osculati.

Code	Length mm	Base mm	kg
01.349.00	130	90x90	1.1

Bow roller with safety pin

In satin-finished stainless steel 304. Pulley in **hard rubber**.

Code	Length mm	Width with safety pin mm	Spare sheave	Anchor max weight kg	Ø kg	
					line mm	chain mm
01.118.83	280	55	**01.218.82**	15	24	10
01.118.91	231.5	51	**01.218.82**	15	24	10

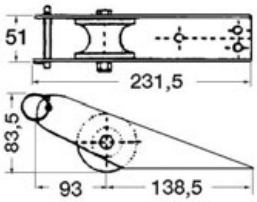

▲ 01.118.91

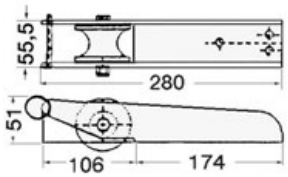

▲ 01.118.83

▲ 01.118.83

▲ 01.118.91

Bow roller with fairlead

In **stainless steel 304 satin** for mounting above or below the dolphin striker

Code	Length mm	Width mm	Spare sheave	kg
01.118.86	393	52	**01.218.82**	1.1
01.119.94	500	84	**01.219.94**	2.6
01.119.95	588	98	**01.219.95**	3.5



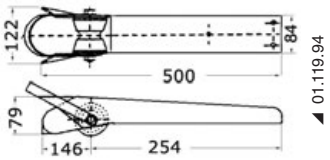



Bow rollers for small vessels

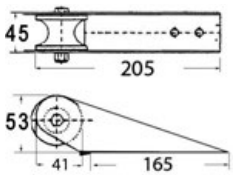

AISI 316

Mirror-polished stainless steel with **thermopolymer** sheave.

Code	Length mm	Width mm	Height mm	Spare sheave
01.118.80	205	45	53	**01.346.51**

OSCULATI

Bow roller for anchor retrieval

In **stainless steel 304**, **Chromelux®** finish, complete with **nylon** pulley and upper safety pin.

Code	Length mm	Width mm	Height mm	Version	Spare sheave	kg
01.484.12	210	57	70	Standard	**01.346.50**	0.63
01.484.13	210	57	70	With anchor locker	**01.346.50**	1
01.484.14	170	57	70	short	**01.346.50**	0.55

OSCULATI

Cast AISI316 stainless steel bow roller, compact version

AISI 316

Mirror-polished **precision-cast AISI 316 stainless steel** bow roller with **nylon** sheave.

Code	Length mm	Width mm	Height mm	Base mm	Spare sheave	kg
01.484.09	155	62	75	90x62	**01.346.50**	0.68

OSCULATI

AISI316 cast bow roller

AISI 316

Mirror-polished precision-cast AISI316 stainless steel, **white nylon** sheave. Universal for lines or chains up to approximately 10 kg.

Code	Length mm	Width mm	Height mm	Base mm	Spare sheave	kg
01.484.10	221	82	80	132x82	**01.346.30**	2

Roller

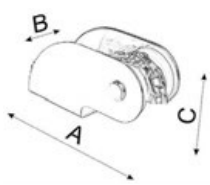

Constructed from **polished 304 stainless steel**. Pulleys in **nylon**.

Code	A mm	B mm	C mm	Plate thickness mm	Suitable for anchors max kg	kg
01.332.01	200	54	80	2	7.5	0.59
01.332.02	270	54	80	2	10	0.71

Classic heavy hinged roller

OSCULATI

In **polished 304 stainless steel**. Nylon pulleys. Universal for DELTA / BRUCE / TREFOIL / CQR / SOC.

Code	A mm	B mm	C mm	Plate thickness mm	Suitable for anchors max kg	kg
01.333.01	330	70	117	4	10	3
01.333.02	400	70	117	4	15	3.4
01.333.03	495	90	150	5	20	6.7
01.333.04	595	90	150	5	30	7.5
01.333.05	695	90	150	5	30	8.6



Compact lightweight hinged roller

OSCULATI

In **polished 304 stainless steel**. Nylon pulleys. Universal for DELTA / BRUCE / TREFOIL / CQR / SOC.

Code	A mm	B mm	C mm	Plate thickness mm	Suitable for anchors max kg	kg
01.333.10	300	80	80	3	10	2.7
01.333.11	400	80	80	3	15	3

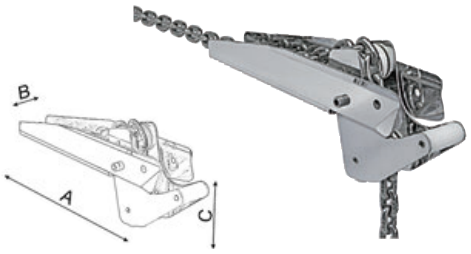

Bow roller with anchor locker

OSCULATI

AISI 316

Made of **mirror-polished precision-cast AISI 316 stainless steel**. Fitted with lock for anchor models Danforth, Bruce, Trefoil®, CQR, etc. Unbreakable **stainless steel** sheave.

Code	A mm	B mm	C mm	Width mm	Version	kg
01.350.01	205	105	155	75	short	2.5
01.350.02	340	240	160	75	Standard	3.3

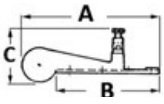

◢ 01.350.01

◢ 01.350.02

Hinged bow roller with safety pin

AISI 316

Made of **stainless steel**, suitable for all anchors up to 14 kg. **Nylon** sheave.

Code	Length A mm	Width C mm	Height L mm	Spare sheave	
				Large	small
01.419.00	320	90	70	**01.519.01**	**01.519.02**

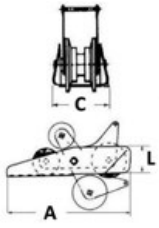

Hinged bow roller with fairlead up to 20 kg

In **polished 304 stainless steel**, with chain guide, for anchors of any type from 10 to 20 kg. Manufactured from **4 mm thick sheet metal**. **Stainless steel pulleys.**

Code	A mm	B mm	C mm	D mm	E mm	L mm	kg
01.337.00	416	230	186	114	47	81	4

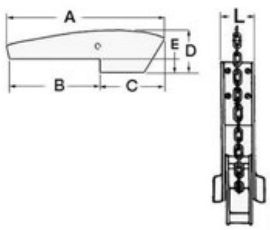



OSCULATI

Self-locking roller

AISI 316

Suitable for Bruce and Trefoil® anchors, made of **mirror-polished precision-cast AISI 316 stainless steel**. Unbreakable **stainless steel** sheave, fitted with U-shape anchor stopper.

Code	A mm	B mm	C mm	L mm	Suitable for anchors max kg	For calibrated chains Ø mm	kg
01.341.99	380	261	196	67	10	6/8	4.1
01.341.96	480	300	240	75	15	8/10	6.9
01.341.98	590	340	235	78	20	10/12	9
01.341.97	590	340	240	82	30	10/12	9

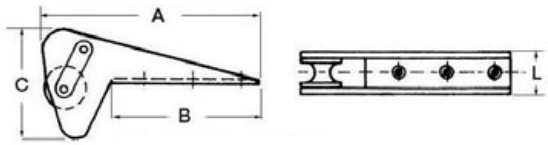

OSCULATI

Shimming chock

AISI 316

Designed to ease anchor pay-out if the bow section does not allow for the correct angle of the anchor into the roller.

Code	Length mm	Width mm	Height mm	For rollers
01.341.90	50	**45**	32	**01.341.99**
01.341.91	50	**57**	32	**01.341.96/97/98**

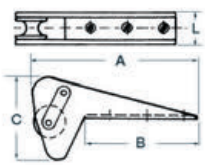

Special roller for Bruce and Trefoil® anchors

In **polished stainless steel 304**, made from sheet metal. Utilizes the shape of Bruce and Trefoil® to be **self-locking**. Nylon pulley.

Code	A mm	B mm	C mm	L mm	Suitable for	kg
01.342.10	370	250	187	89	Bruce/Trefoil® up to 10 kg	2.5
01.342.20	542	375	250	88	Bruce/Trefoil® up to 20 kg	6.4

OSCULATI

Roller with fairlead

AISI 316

Suitable for Delta, Bruce and Trefoil® anchors, made of **mirror-polished AISI stainless steel**, fitted with a double sheave. It does not include an anchor locker kit.

Code	For anchors kg	A mm	B mm	C mm	L mm	Suitable for	kg
01.336.01	6/10	620	300	200	83	Delta 6/16 kg - Bruce/Trefoil® 7,5/15 kg	10
01.336.03*	16/25	670	340	170	85	Delta 16/25 kg - Bruce/Trefoil® 7,5/20 kg	12.7

*__01.339.21__ *Anchor locker kit including rollers, anchor stopper and screw knob for 01.336.03*

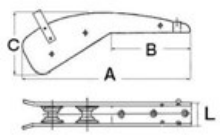

OSCULATI

◢ 01.339.10

◢ 01.339.20

Bow roller with anchor locker kit

AISI 316

Mirror-polished cast AISI 316 stainless steel, wide overhang area to prevent anchors from touching the bow. **Stainless steel sheaves**, suitable for anchors CQR, Bruce, Danforth, Trefoil®, Delta etc.

Code	A mm	B mm	C mm	D mm	E mm	L mm	Suitable for anchors max kg	For chains Ø mm	kg
01.339.10	410	160	250	62	25	85	12	6/8	6.9
01.339.20*	530	240	290	88	22	102	20	8/10	10

*__01.339.21__ *Anchor lock kit including rollers, anchor stopper and screw knob for 01.339.20*

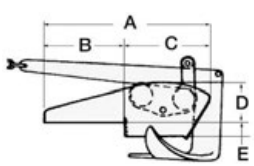

Bow roller + Trefoil® anchor

With wave guard system.
High-level products for style and performance.

Bow roller + Trefoil® anchor with anti-water plate

OSCULATI

AISI 316 | SELF LAUNCHING

Bow roller for anchor with coupling plate for perfect closure of the hull hole. This system makes the plate strike against the roller preventing water from leaking into the forepeak. The roller is designed to match the Trefoil anchor for a combination of high-level products in style and performance. The system can be easily installed by 4 studs behind the roller and is fitted with two sheaves for smooth sliding of the chain. Entirely made of mirror-polished AISI 316 stainless steel. It is recommended to install it on the chain by means of the Twist joint 01.738.01. Windlass ideal pull angle at 5° / 20° from the roller horizontal axis.

◢ 01.120.07/10/15/20

◢ 01.121.07/10/20

Code	Description	mm A	B	C	D	kg	Matching
01.120.07	Trefoil anchor 7.5 kg	535	230	352	-	7.5	01.121.07
01.120.10	Trefoil anchor 10 kg	588	331	383	-	10	01.121.10
01.120.15 New	Trefoil anchor 15 kg	650	348	430	-	15	01.121.10
01.120.20	Trefoil anchor 20 kg	702	370	468	-	20	01.121.20
01.121.07	Bow roller 7.5 kg	150	168	232	322	6.3	01.120.07
01.121.10	Bow roller 10 kg	117	203	279	305	9.3	01.120.10/15
01.121.20	Bow roller 20 kg	206	224	270	254	12.6	01.120.20

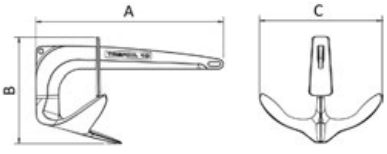

◢ 01.120.xx

3D AVAILABLE

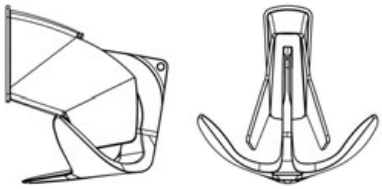

◢ Video

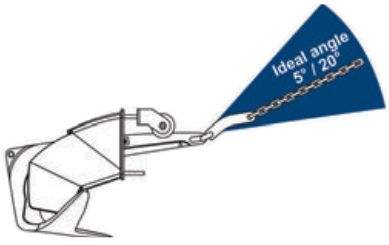

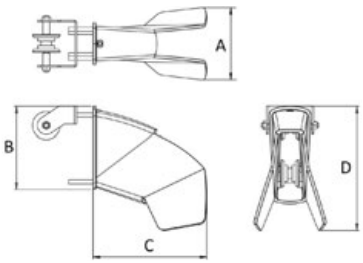

◢ 01.121.xx

Mr. Fantastic extendable roller

Ideal for vertical bow.
From 7,5 to 30 kg anchor.

OSCULATI



Video

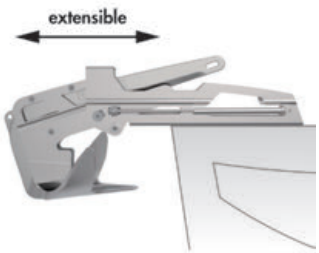

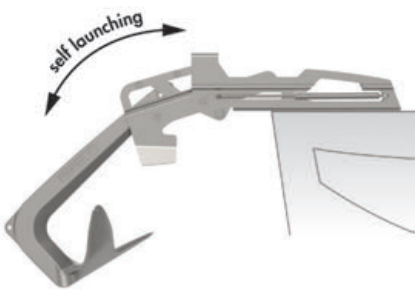

Mr. Fantastic extendable roller

EXTENDABLE | **IDEAL FOR VERTICAL BOW** | **SELF LAUNCHING**

Made from mirror-polished stainless steel, ideal for Trefoil anchors or similar.
It is equipped with an innovative system with gas springs that allows the anchor to move away from the bow before being lowered. Simultaneously, a tilting motion enables the automatic drop of the anchor, maintaining a safe distance from the bow.

Its lightweight and sports shape is well-suited to the hull and its steel frame is designed to withstand high loads.

Code	For anchors kg	Extension mm	A mm	B mm	C mm	D mm	Ø mm	Plate thickness mm
01.338.07	7.5 - 10	130	468	357	120	228	8.4	5
01.338.15	10 - 15	200	625	480	120	270	10.4	5
01.338.30	20 - 30	220	750	600	140	310	10.4	8

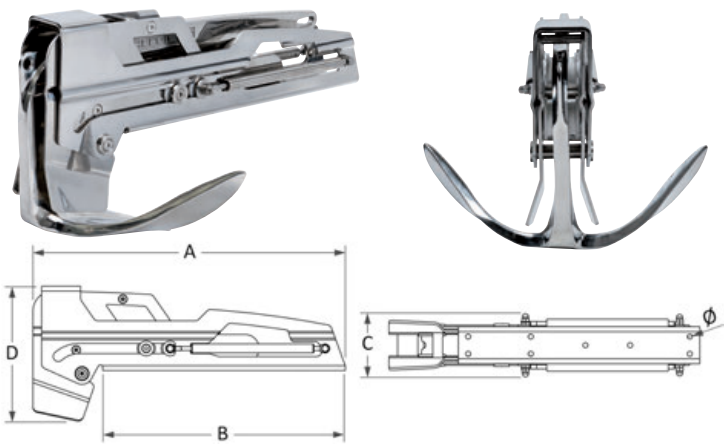

Universal anchor locker

Adjustable to roller 01.337.00 and others, made of **stainless steel**.

Code	Height mm	Base mm
01.337.10	92 + knob	68x55

Aluminium and brass rollers

OSCULATI

Angled alloy fairlead

Made of **anodized aluminium**. Single roller bow fairlead. **Nylon** sheave.

Code	Length mm	Width mm	For ropes up to mm	For hulls up to m	kg
01.340.00	160	60	13	6.5	0.25

Alloy fairlead with round base plate

Made of **anodized aluminium** by Osculati. Excellent finish. **Nylon** sheave.

Code	Length mm	Base mm	For ropes up to mm	kg
01.341.00	140	90x73	13	0.28

Triple roller bow fairlead

Smooth-sliding interchangeable nylon sheaves. **Chromed brass** body.

Code	Length mm	Width mm	Height mm	For boats	kg
01.345.00	107	100	73	6 to 10 m	1

Light alloy bow roller with anchor locker kit up to 10 kg

Made of **anodized aluminium**, fitted with locker. Suitable for anchors Danforth, Bruce, Trefoil® or CQR. Polished finish. **Nylon** sheaves.

Code	A mm	B mm	C mm	L mm	For anchors up to max kg	kg
01.347.10	340	242	160	75	10	2

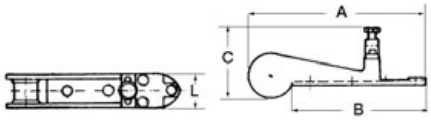

Alloy hinged bow roller up to 12 kg

Made of **anodized polished aluminium**. Suitable for anchors Danforth, Bruce,Trefoil®, CQR and Delta. **Nylon** sheave.

Code	A mm	B mm	C mm	D mm	E mm	L mm	For anchors up to max kg	kg
01.335.10	365	205	160	60	13	88	12	2.6

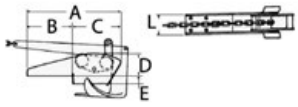

Alloy hinged bow roller up to 15 kg

Made of **anodized aluminium**, wide overhang to prevent the anchor from touching the bow. Suitable for anchors Danforth, CQR, Trefoil®, Bruce, Delta etc. **Nylon** sheave.

Code	A mm	B mm	C mm	D mm	E mm	L mm	For anchors up to max kg	kg
01.336.10	410	160	250	62	25	95	15	3.7

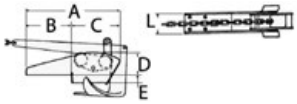

Bruce and Trefoil® anchor roller

Made of **anodized polished aluminium**, it makes the most of the Bruce and Trefoil® anchors' shape to provide self-locking features. When the anchor is raised it is firmly fitted into the roller to avoid manual locking interventions. **Nylon** sheave.

Code	A mm	B mm	C mm	L mm	For anchors	kg
01.343.10	380	261	196	67	Bruce, Trefoil® kg 5/7.5/10	2.4

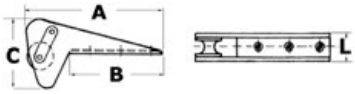

Hawseholes

Oval hawsehole

AISI 316

In **stainless steel AISI 316 mirror-polished,** no screws visible from the outside.

Code	Outside mm	Inside mm	Trimming ring	Hull thickness max mm
01.352.00	140x63	97x37	no	17
01.352.01	140x63	97x37	no	22
01.352.02	152x82	101x50	no	29
01.352.03	238x136	194x89	no	22
01.352.04	241x146	171x76	Yes	54

Hawsehole for anchor line

Made of **chromed brass**, with line passing hole and lock wing nuts.

Code	Recess bore Ø mm	External Ø mm	Usable space Ø mm	Calibrated chain max passage mm
01.351.00	128	153.5	108	8

Anchor line hawsehole with lid

AISI 316

Made of **mirror-polished AISI 316 stainless steel**.

Code	Opening mm	Ring mm	Version
01.353.01	95x60	137x100	With hinge opening

OSCULATI

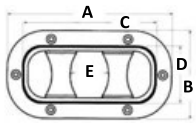

Roller hawsehole

AISI 316

Made of **mirror-polished AISI 316 stainless steel**, fitted with trimming ring. The hull thickness can be cut at the required size.

Code	A mm	B mm	C mm	D mm	E mm	Cut size mm	Hull thickness (to be cut) mm	Studs mm
01.353.00	340	160	270	91	105	280x100	125	8
01.353.06	248	148	180	82	60	190x92	80	6x8

Sheaves for rollers

Hard rubber spare sheave for rollers

Code	Ø mm	Width mm	Bore mm	For rollers
01.218.82	64	43	12	**01.118.82; 01.118.83; 01.118.86; 01.118.91**
01.219.94	71	74	16	**01.119.94**
01.219.95	78	88	16	**01.119.92; 01.119.95**

Spare nylon sheave for rollers

Universal spare parts for bow rollers.

Code	Ø mm	Width mm	Bore mm	For rollers
01.519.01	86	49	13	**01.419.00** (large roller)
01.519.02	61	49	13	**01.419.00** (small roller)
01.346.20	69	43	10.1	**01.347.10; 01.335.10; 01.336.10; 01.339.10; 01.343.10**
01.346.22	54	49	12.5	**01.333.01; 01.333.02**
01.346.30	88	53	12.5	**01.484.10**
01.346.40	40	33.5	8.3	**01.340.00; 01.341.00; 01.349.00**
01.346.50	52	50.5	8.3	**01.484.12; 01.484.13; 01.484.14**
01.346.51	41	40	8.3	**01.118.80**

Spare AISI316 stainless steel sheave for rollers

Code	Ø mm	Width mm	Bore mm	For rollers
01.346.60	88	60.5	14.2	**01.336.01; 01.336.03**
01.346.62	68	43.5	14.7	**01.339.10**
01.346.64	87	54	12.4	**01.339.20; 01.341.96**
01.346.66	67	43.5	12.8	**01.341.99**
01.346.68	67.5	43.5	10.3	**01.350.01; 01.350.02**
01.346.70	99	58.5	14.5	**01.341.97; 01.341.98**

UNIMER mooring compensators

UNIMER mooring compensator

Made of salt-resistant EPDM rubber.

Code	Length mm	For line Ø mm	g
01.495.01	332	10/12	218
01.495.02	416	12/14	448
01.495.03	520	14/18	710
01.495.04	600	20/24	1365

UNIMER U-Cleat mooring compensator with line locking mechanism

Made of salt-resistant EPDM rubber.

Code	Length mm	For line Ø mm	g
01.495.11	332	10/12	218
01.495.12	416	12/16	448
01.495.13	520	16/20	710

UNIMER Classic inline mooring compensators

Made of salt-resistant EPDM rubber.

Code	Length mm	For line Ø mm	g
01.496.01	156	10/12	75
01.496.02	210	12/16	194
01.496.03	260	14/18	335

UNIMER Snubber elastic mooring system

Made of polyurethane material that gives it long enduring elasticity in any weather. It is fitted directly on to the line, no matter what position. Add more Snubbers for increased compensation effect.

Code	For line Ø mm	ORDER BY BOX
01.155.02	14/16	2
01.155.04	18/20	2

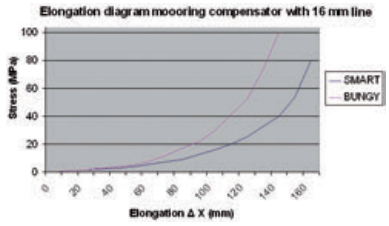

Mooring compensators and springs

AISI 316 stainless steel chain piece

AISI 316

To be used for fixing stern mooring lines to stern rings or bollards in harbours.

Code	chain Ø mm	Piece length m	ORDER BY BOX
01.474.06	6	1	2
01.474.08	8	1.25	2
01.474.10	10	1.5	2





Mooring spring

This mooring springs ensure a **non-yielding and long-lasting** compensation effect.
- Version made of **high-strength galvanized steel**.
- Version made of **high-strength polished stainless steel**.

To be installed with a safety chain.

Code	Version	Ø mm	Max length mm	Wire Ø mm	Max compression load	kg	For hulls up to m. (approx.)	Hull max weight kg (approx.)
01.189.06	Galvanized steel	53	276	5.5	140	0.6	5	1000
01.189.09	Galvanized steel	66	330	6.5	200	0.9	7	2000
01.189.12	Galvanized steel	74	397	7.5	250	1.6	9	3500
01.189.17	Galvanized steel	90	455	9	350	2.7	11	7000
01.189.19	Galvanized steel	93	406	11	630	2.9	13	10000
01.199.06	Polished S.S.	50	270	5	95	0.4	5	1000
01.199.08	Polished S.S.	62	320	6	140	0.6	7	2000
01.199.11	Polished S.S.	69	335	7	200	0.9	9	3500
01.199.14	Polished S.S.	81	380	9	250	1.7	11	7000
01.199.16	Polished S.S.	89	370	10	450	2.3	13	10000

Polished stainless steel mooring spring

High-resistant low-noise model fitted with friction inserts]and **stainless steel** tension rods and bolts.
To be installed with a safety chain.

Code	External Ø mm	Length mm	Wire Ø mm	kg	For hulls up to m. (approx.)
01.202.06	57	300	5	0.6	7
01.202.08	59	300	6	0.8	7
01.202.11	73	400	7	1.4	9
01.202.14	87	470	9	2.4	11
01.202.16	91	470	11	3.3	13/14

Polished stainless steel mooring spring with variable pitch

This technology means that the load is increased **progressively** as the spring is pulled. The coils that are close together start working first, then the coils that are further apart begin to work as the load increases. This helps to prevent the spring violently 'bottoming out' and becoming damaged under the sudden shock loading when this occurs.
Safety chain to be installed.

Code	Ø mm	Length mm	Lock load	kg	For hulls up to m. (approx.)	Hull max weight kg (approx.)
01.201.02	60	250	180	0.8	10-12	7000-10000
01.201.03	70	300	350	1.6	13-14	12000-15000

DOUGLAS MARINE Master Moorings devices

Douglas Marine

Thanks to the use of components (High resistance stainless and special elastomers), this product resists temperatures ranging from -40°C to +120°C and can endure more than 400,000 compressions (max compress). Weight and overall dimensions are reduced by up to 25% compared to equivalent products on the market. The Master Mooring devices deliver a gradual shock absorbing action due to the differentiated hardness of the elastomer materials. Wear-and-tear resistant compression stoppers included.
They ensure a progressive cushioning action thanks to elastomers with differentiated hardness.
Structure already including end stop for anti-deterioration.



DOUGLAS MARINE Silenced Springs mooring device

PATENT

Made of specific HR stainless steel, they are equipped with anti-tension end-of-stroke and the particular heads allow a perfect axiality during traction.

Code	For boats up to m	Ø mm	Length mm	Wire Ø mm	kg	Elastic capability kg	Breaking load kg
01.198.06	6	70	310	5	1.4	60	1370
01.198.08	8	70	350	6	1.2	100	1830
01.198.11	11	75	380	8	1.9	120	2500
01.198.14	14	90	480	9	3.2	190	3800
01.198.16	16	90	480	12	3.9	400	6200



DOUGLAS MARINE Cardan mooring device

Mooring spring equipped with a **cardanic rotation device on stainless steel balls with an articulated head**, which **prevents the twisting of ropes or chains** by making the spring work with perfect axiality and parallelism.

Code	For boats up to m	Ø mm	Length mm	Wire Ø mm	Elastic capability kg	Breaking load kg
01.203.11	11	75	380	8	120	2500
01.203.14	14	90	480	9	190	3800
01.203.16	16	90	480	12	400	6200

DOUGLAS MARINE Master Mooring Junior device

PATENT

Mooring compensators for 7- to 20-ton vessels.

Code	For boats tons	kg	Breaking load kg	Stroke mm	Elasticity kg
01.207.01	7-9	2.2	15.000	120	160
01.207.02	9-13	2.3	15.000	120	250
01.207.03	13-17	2	15.000	120	450
01.207.04	17-20	2.4	20.000	120	750



DOUGLAS MARINE Master Mooring 20

PATENT

Mooring compensators for 20- to 45-ton vessels.

Code	For boats tons	kg	Breaking load kg	Stroke mm	Elasticity kg
01.208.01	20-25	3.4	27.000	90	1400
01.208.02	25-35	3.4	27.000	90	1600
01.208.03	35-45	3.4	27.000	90	2300



DOUGLAS MARINE Master Mooring 30 device

PATENT

Mooring compensators for 45- to 90-ton vessels.

Code	For boats tons	kg	Breaking load kg	Stroke mm	Elasticity kg
01.209.01	45-55	3.8	27.000	140	2400
01.209.02	55-70	3.8	27.000	140	2600
01.209.03	70-90	3.8	27.000	140	2800



DOUGLAS MARINE Master Mooring GIGA device 40

PATENT

Mooring compensators for 90- to 150-ton vessels.

Code	For boats tons	kg	Breaking load kg	Stroke mm	Elasticity kg
01.210.01	90-130/150	5.2	30.000	180	3500



DOUGLAS MARINE Master Mooring GIGA 45 mooring device

PATENT

Mooring compensators for 150- to 350-ton vessels.

Code	For boats tons	kg	Breaking load kg	Stroke mm	Elasticity kg
01.210.02	150-350	7.8	35.000	165	4800



DOUGLAS MARINE mooring belt

PATENT

They eliminate the main disadvantages caused by the use of the chain. **Extremely resilient** (breaking load greater than a chain of 14 mm diameter), they are light and safe as they prevent damage to the gelcoat in case of impact and do not bring rust on board.

Code	Length mm	Colour	Breaking load kg
01.206.00	1.10	blue	11.800
01.206.01	1.70	blue	11.800

LEWMAR stainless steel anchor winches and spare parts

LEWMAR

◢ FALL SAFE

LEWMAR V700 windlass

AISI 316 | **FALL SAFE** | **IP67**

Designed in 316 stainless steel and easy to install. No need to cut into the deck, just a hole saw is sufficient. Waterproof IP67 up to one meter. Shock-resistant motor cover. Chain lock integrated in the winch housing (see photo "fall safe").
Complete with:
- control from the console;
- Contactor; suitable for Lewmar anchor winches up to 700 W with 2 wires, models V-700; ProSeries.
- magnetothermal protection;
- clutch release lever;
- fixing pins;
- template and seal;
- instructions in 6 languages (including Italian).

Prepared for chain counter sensor.

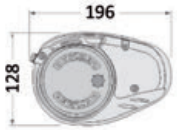

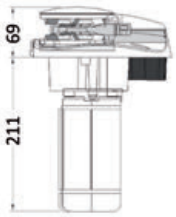

Code	Motor		Gypsy		Pull kg		Line speed m/min		Current draw A	Recommended circuit breaker A	For boats	kg	Single parts		
	V	W	chain Ø mm	Line Ø mm	max	continu-ous	max	continuous					Only gypsy	Clutch lever	Only solenoid
02.534.06	12	320	6	12	320	79	25	15	45	35	6 to 9 m	6.5	**02.534.86**	**02.531.99**	**02.590.21**

◢ 02.534.12

◢ 02.534.18

◢ 02.534.14/16

Spare parts V700

Code	Description
02.534.10	Chainpusher kit
02.534.12	Lid
02.534.14	Fixing kit (UDM inches)
02.534.16	Fixing kit (UDM metres)
02.534.18	Full Safe Kit
02.534.20	Kit of bearings and seals
02.534.22	Mast kit
02.534.24	Engine kit
02.534.26	Gearbox casing
02.534.28	Complete gear kit
02.534.34	Magnet and sensor kit

◢ 02.534.20



◢ 02.534.22



◢ 02.534.24

◢ 02.534.26

◢ 02.534.34

LEWMAR PRO-Series 1000 windlass

LEWMAR

AISI 316

Mirror-polished AISI316 SS construction.
Manual ascent system integrated via the **multifunction lever** included.

Complete with:
- control from the console;
- Contactor; suitable for Lewmar anchor winches up to 700 W with 2 wires, models V-700; ProSeries.
- magnetothermal protection;
- clutch release lever;
- quick-mount studs;
- template and seal;
- instructions in 6 languages (including Italian).

It's the ideal product for construction sites seeking fast installation, quality, and style, perfect also for the aftermarket thanks to the **all-inclusive package** and easy assembly.

Code	Motor		Gypsy		Pull kg		Line speed m/min		Current draw A	Recommended circuit breaker A	For boats	kg	Single parts		
	V	W	chain Ø mm	Line Ø mm	max	continuous	max	continuous					Only gypsy	Clutch release lever	Remote circuit breaker only
02.531.06	12	700	6	12	454	113	32	27	50	70	9 to 12 m	9.5	**02.531.86**	**02.531.99**	**02.590.21**
02.531.08	12	700	8	14/16	454	113	32	27	50	70	9 to 12 m	9.5	**02.531.88**	**02.531.99**	**02.590.21**

Pro-Series 1000 Spare Parts

Code	Description
02.531.78	Chainejector kit
02.531.80	Side cover gasket
02.531.82	Engine kit
02.531.84	Seal and screw kit

◢ 02.531.80



◢ 02.531.84

Pro-Sport LEWMAR Windlass

Sturdy central aluminium body and durable composite side covers.
Ideal for boats up to 9 meters.
Simple installation requiring only one hole for chain passage.

Complete with:
- Control from the dashboard
- Remote switch
- Magnetothermal Protection
- Clutch release lever
- Quick-mount studs
- Template and gasket
- Instructions in 6 languages (including Italian).

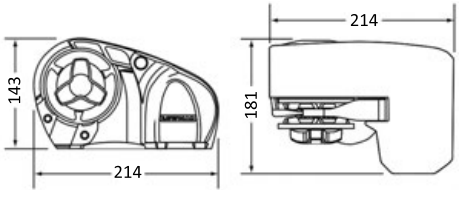

Code	Motor		Gypsy		Pull kg		Line speed m/min		Current draw A	Recommended magnetothermal protection A	For boats	kg
	V	W	chain Ø mm	Line Ø mm	max	continuous	max	continuous				
02.521.06	12	150	6	12	250	63	30	25	20	50	6 to 9 m	6.5

The kit includes: anchor winch, fixing pins, gasket, installation tool, relay, dashboard control, and thermal-magnetic switch.

LEWMAR

LEWMAR HX1 GO windlass kit, 500W and 800W

IP67



The HX range offers a completely new project both inside and outside: the result is a new, robust and reliable windlass with in-line motor and worm wheel gearbox.
The HX features an aluminium frame designed to withstand years of heavy loads. The covers are made of polymer.
2 options to choose as Gypsy: 6/7 mm or 8 mm, motors of 500 and 800 W.
Waterproof unit IP67.
Quiet under load.
A manual 'free fall' kit is available to be applied over the sprocket.

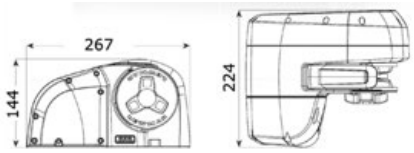

Winch complete with external unit, motor, remote switch and gypsy	Motor		Gypsy		Pull kg		Line speed m/min		Current draw A	Recommended circuit breaker A	For boats	kg	OPTIONAL HX1 free release kit
	V	W	chain Ø mm	Line Ø mm	max	continuous	max	continuous					
02.605.06	12	500	6	12-16	700	175	20	5	75	70	6 to 9 m	9.5	**02.606.99**
02.606.06	12	800	6	12-16	1065	267	21	5	105	90	9 to 13 m	9.5	**02.606.99**
02.606.08	12	800	8	12-16	1065	267	21	5	105	90	9 to 13 m	9.5	**02.606.99**

LEWMAR Series VX Stainless Steel Anchor Winches and Spare Parts

LEWMAR

LEWMAR VX1 GO windlass kit, 300W and 500W

IP67

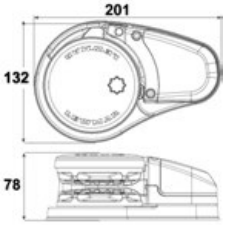

- Stainless steel construction and composite details.
- Patent-pending sturdy hybrid gypsy, **very silent, lightweight** and suitable for rope/chain.
- **Fitted with magnet and chain counter sensor.**
- Manual clutch release.
- Same footprint as V1 model.
- robust helical reducer;
- **IP67** certified motor gearbox.
- Solenoid included.
- Easy to adjust and install.

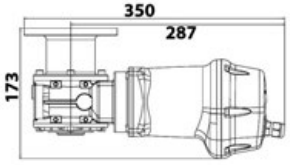

Winch complete with external unit, motor, remote switch and gypsy	Motor		Gypsy		Pull kg		Line speed m/min		Current draw A	Recommended circuit breaker A	For boats	kg
	V	W	chain Ø mm	Line Ø mm	max	continuous	max	continuous				
02.590.06	12	300	6	12-16	400	100	25	6	66	50	6 to 9 m	12.5
02.591.06	12	500	6	12-16	675	169	25	6	126	70	6 to 9 m	12.5
02.591.08	12	500	8	12-16	675	169	25	6	126	70	6 to 9 m	12.5

LEWMAR

LEWMAR VX2 GD/GO windlass kit, 700W

IP67

- Stainless steel construction and composite details.
- Certified sturdy hybrid gypsy, **very silent, lightweight** and suitable for rope/chain.
- **Fitted with magnet and chain counter sensor.**
- Manual clutch release.
- Same footprint as V2 model.
- robust helical reducer;
- **IP67** certified motor gearbox.
- Solenoid included.
- Easy to adjust and install.
- available in a version with gypsy and bell.

Windlass with deck unit, motor gearbox, solenoid and gypsy	Version	Motor		Gypsy		Pull kg		Line speed m/min		Current draw A	Recommended circuit breaker A	kg	For boats
		V	W	chain Ø mm	Line Ø mm	max	continuous	max	continuous				
02.593.06	GO	12	700	6	12-16	850	212	29	7	120	90	13.9	9 to 12 m
02.593.08	GO	12	700	8	12-16	850	212	29	7	120	90	13.9	9 to 12 m
02.594.06	GD	12	700	6	12-16	850	212	29	7	120	90	14.9	9 to 12 m
02.594.08	GD	12	700	8	12-16	850	212	29	7	120	90	14.9	9 to 12 m

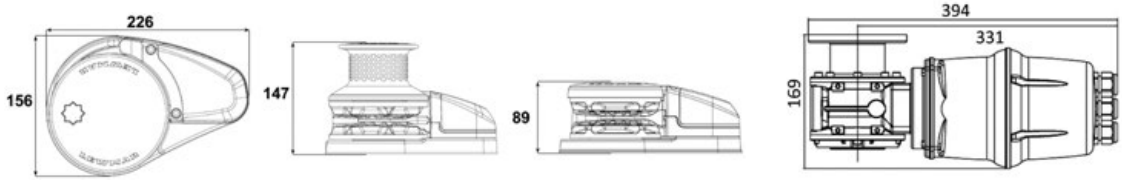

LEWMAR VX2 GD/GO windlass kit, 1000W

IP67

- Stainless steel construction and composite details.
- Certified sturdy hybrid gypsy, **very silent, lightweight** and suitable for rope/chain.
- **Fitted with magnet and chain counter sensor.**
- Manual clutch release.
- Same footprint as V2/3 model.
- robust helical reducer;
- **IP67** certified motor gearbox.
- Solenoid included.
- Easy to adjust and install.
- available in a version with gypsy and bell.

◢ 02.596.xx; 02.598.xx

◢ 02.595.xx; 02.597.xx

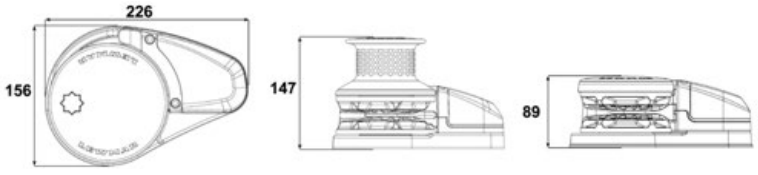

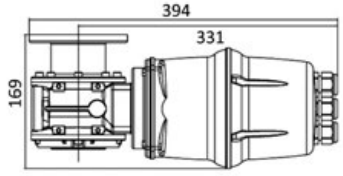

Winch complete with external unit, motor, remote switch and gypsy	Version	Motor		Gypsy		Pulling capacity		Line speed m/min		Current draw A	Recommended circuit breaker A	For boats	kg
		V	W	chain Ø mm	Line Ø mm	max	continuous	max	continuous				
02.595.08	GO	12	1000	8	12-16	1025	256	39	10	131	110	9 to 13 m	16.1
02.595.10	GO	12	1000	10 ISO	12-16	1025	256	39	10	131	110	9 to 13 m	16.1
02.596.08	GD	12	1000	8	12-16	1025	256	39	10	131	110	9 to 13 m	17.1
02.596.10	GD	12	1000	10 ISO	12-16	1025	256	39	10	131	110	9 to 13 m	17.1
02.597.08	GO	24	1000	8	12-16	1025	256	39	10	74	90	9 to 13 m	16.1
02.597.10	GO	24	1000	10 ISO	12-16	1025	256	39	10	74	90	9 to 13 m	16.1
02.598.08	GD	24	1000	8	12-16	1025	256	39	10	74	90	9 to 13 m	17.1
02.598.10	GD	24	1000	10 ISO	12-16	1025	256	39	10	74	90	9 to 13 m	17.1

LEWMAR VX3 GD/GO windlass, 1500W

IP67

- Stainless steel construction and composite details.
- Certified sturdy hybrid gypsy, **very silent, lightweight** and suitable for rope/chain.
- **Fitted with magnet and chain counter sensor.**
- Manual clutch release.
- Same footprint as V2/3 model.
- robust helical reducer;
- **IP67** certified motor gearbox.
- Solenoid included.
- Easy to adjust and install.
- available in a version with gypsy and bell.

◢ 02.600.xx; 02.602.xx

◢ 02.599.xx; 02.601.xx

Windlass with deck unit, motor gearbox, solenoid and gypsy	Version	Motor		Gypsy		Pull kg		Line speed m/min		Current draw A	Recommended circuit breaker A	For boats	kg
		V	W	chain Ø mm	Line Ø mm	max	continuous	max	continuous				
02.599.08	GO	12	1500	8	12-16	1175	294	40	11	132	110	12 to 14 m	16.1
02.599.10	GO	12	1500	10 ISO	12-16	1175	294	40	11	132	110	12 to 14 m	16.1
02.600.08	GD	12	1500	8	12-16	1175	294	40	11	132	110	12 to 14 m	17.1
02.600.10	GD	12	1500	10 ISO	12-16	1175	294	40	11	132	110	12 to 14 m	17.1
02.601.08	GO	24	1500	8	12-16	1175	294	40	11	70	90	12 to 14 m	16.1
02.601.10	GO	24	1500	10 ISO	12-16	1175	294	40	11	70	90	12 to 14 m	16.1
02.602.08	GD	24	1500	8	12-16	1175	294	40	11	70	90	12 to 14 m	17.1
02.602.10	GD	24	1500	10 ISO	12-16	1175	294	40	11	70	90	12 to 14 m	17.1

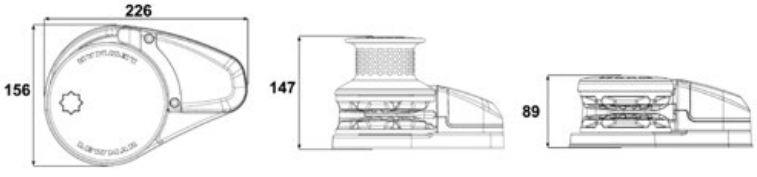

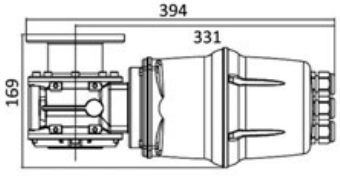

LEWMAR

LEWMAR VX1L low/high winch kit (500 W and 800 W)

IP67

Same features of the VX range, it frees below deck storage space.
Fitted with efficient in-line motor and robust worm wheel gearbox.
2 models available as gypsy: 6/7mm and 8mm. Motor range 500 and 800W, IP67 cover.

- **Pre-installed magnet and chain counter sensor.**
- **Solenoid included.**
- **Manual clutch release.**
- **Stainless steel and composite construction.**

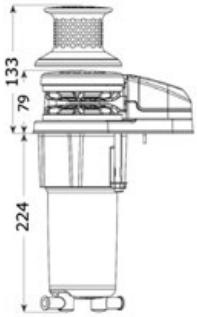

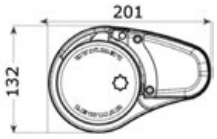

Winch complete with external unit, motor, remote switch and gypsy	Version	Motor		Gypsy		Pull kg		Line speed m / min		Current draw A	Recommended circuit breaker A	For boats	kg
		V	W	chain Ø mm	Line Ø mm	max	continuous	max	continuous				
02.603.06	GO	12	500	6	12-16	650	160	20	5	75	70	6 to 9 m	8.5
02.604.06	GO	12	800	6	12-16	920	230	21	5	105	90	9 to 13 m	8.5
02.604.08	GO	12	800	8	12-16	920	230	21	5	105	90	9 to 13 m	8.5
02.610.08	GD	12	800	8	12-16	920	230	21	5	105	90	9 to 13 m	8.5

Spare parts series VX and VXL

Code	Description
02.590.07	12V watertight remote control switch
02.590.08	Lewmar toggle switch with protection
02.590.10	VX windlass chain cover and control arm
02.590.12	VX1 12V 500W gearmotor IP67 RMU40
02.590.14	VX2/3 chain cover kit
02.590.16	VX2/3 manual conversion kit
02.590.18	Manual recovery for VX2/3 low
02.590.20	VX2 12V 700W gearmotor IP67 RMU50
02.590.22	VX2 12V 1000W gearmotor IP67 RMU50
02.590.96	VX1/VX1L 6/7mm gypsy
02.590.98	VX1/VX1L 8mm gypsy
02.593.80	VX2/3 10mm gypsy kit, DIN766
02.593.90	VX2/3 10mm gypsy kit, ISO
02.593.96	VX2/3 7mm gypsy kit
02.593.98	VX2/3 8mm gypsy kit

LEWMAR V-Series stainless steel windlasses

Windlasses for pleasure boating made with a precision-cast stainless steel deck unit. Modern look and excellent quality material.

LEWMAR

FALL SAFE

LEWMAR V1 GO windlass, 700W

AISI 316

FAST FIT

FALL SAFE

- Rope/chain gypsy.
- AISI316 stainless steel deck unit.
- FastFit: new patented motor mounting option for quicker installation.
- Fall Safe anchor lock.
- Modern design.
- Sold in pack including switch, solenoid, circuit breaker and clutch release lever.
- ready to fit chain counter sensor.
- IP68 waterproof unit.

Code	Motor		Gypsy		Pull kg		Line speed m / min		Current draw A	Recommended circuit breaker A	Only gypsy	For boats	kg
	V	W	chain Ø mm	Line Ø mm	max	continuous	max	continuous					
02.535.06	12	700	6	12-14	454	113	19	13	80	90	02.519.06	7 to 12 m	16.5
02.535.08	12	700	8	12-16	454	113	19	13	80	90	02.519.08	7 to 12 m	16.5

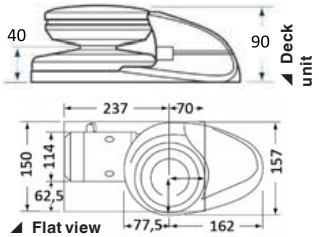

Flat view

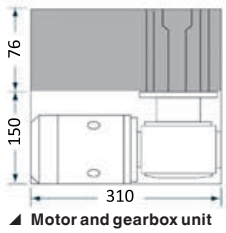

Motor and gearbox unit

LEWMAR V2 GD/GO windlass, 700W

LEWMAR

AISI 316

PATENT

FAST FIT

- Rope/chain gypsy.
- AISI316 stainless steel deck unit.
- FastFit: new patented motor mounting option for quicker installation.
- Modern design.
- Fall Safe anchor lock.
- ready to fit chain counter sensor.
- IP68 waterproof unit.

V2 low

V2 high

Windlass with deck unit, motor gearbox, solenoid and gypsy	Version	Motor		Gypsy		Pull kg		Recovery speed m/min		Current draw A	Recommended circuit breaker A	For boats	Single parts				kg
		V	W	chain Ø mm	Line Ø mm	max	minimum	max	continuous				Only deck unit	Only motor/ gearbox	Only solenoid	Only gypsy	
02.550.06	GO	12	700	6	12-14	650	163	21	14	80	90	9 to 13 m	**02.511.01**	**02.515.12**	**02.590.01**	**02.519.06**	21
02.550.08	GO	12	700	8	12-16	650	163	21	14	80	90	9 to 13 m	**02.511.01**	**02.515.12**	**02.590.01**	**02.519.08**	21
02.551.06	GD	12	700	6	12-14	650	163	21	14	80	90	9 to 13 m	**02.511.02**	**02.515.12**	**02.590.01**	**02.519.06**	22
02.551.08	GD	12	700	8	12-16	650	163	21	14	80	90	9 to 13 m	**02.511.02**	**02.515.12**	**02.590.01**	**02.519.08**	22

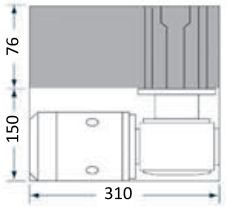

Motor and gearbox unit

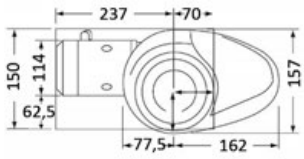

Flat view

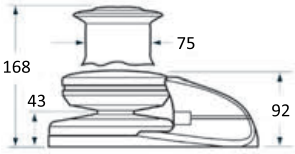

Deck unit

FALL SAFE

LEWMAR V3 GD/GO windlass, 1000W

LEWMAR

AISI 316

PATENT

FAST FIT

- Rope/chain gypsy.
- AISI316 stainless steel deck unit.
- FastFit: new patented motor mounting option for quicker installation.
- Fall Safe anchor lock.
- Modern design.
- ready to fit chain counter sensor.
- IP68 waterproof unit.

V3 low

V3 high

Winch complete with external unit, motor, remote switch and gypsy	Version	Motor		Gypsy		Pull kg		Line speed m / min		Current draw A	Recommended circuit breaker A	For boats	kg	Single parts			
		V	W	chain Ø mm	Line Ø mm	max	continuous	max	continuous					Only gypsy	Only solenoid	Only motor/gear-box	Only deck unit
02.553.08	GO	12	1000	8	12-16	890	223	28	18	85	110	12 to 16 m	21	**02.519.08**	**02.590.01**	**02.516.12**	**02.511.01**
02.553.10	GO	12	1000	10	12-16	890	223	28	18	85	110	12 to 16 m	21	**02.519.10**	**02.590.01**	**02.516.12**	**02.511.01**
02.554.08	GD	12	1000	8	12-16	890	223	28	18	85	110	12 to 16 m	23	**02.519.08**	**02.590.01**	**02.516.12**	**02.511.02**
02.554.10	GD	12	1000	10	12-16	890	223	28	18	85	110	12 to 16 m	23	**02.519.10**	**02.590.01**	**02.516.12**	**02.511.02**
02.555.08	GO	24	1000	8	12-16	1020	223	30	20	60	90	12 to 16 m	21	**02.519.08**	**02.590.02**	**02.516.24**	**02.511.01**
02.555.10	GO	24	1000	10	12-16	1020	223	30	20	60	90	12 to 16 m	21	**02.519.10**	**02.590.02**	**02.516.24**	**02.511.01**
02.556.08	GD	24	1000	8	12-16	1020	223	30	20	60	90	12 to 16 m	23	**02.519.08**	**02.590.02**	**02.516.24**	**02.511.02**
02.556.10	GD	24	1000	10	12-16	1020	223	30	20	60	90	12 to 16 m	23	**02.519.10**	**02.590.02**	**02.516.24**	**02.511.02**

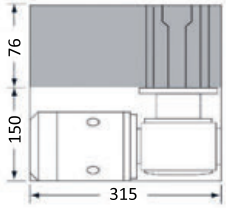

Motor and gearbox unit

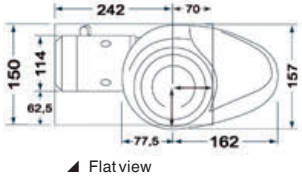

Flat view

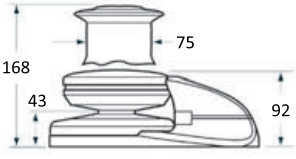

Deck unit

FALL SAFE

LEWMAR

LEWMAR V4 GD/GO windlass, 1600W and 2000W

AISI 316

PATENT

Gypsy and chain; deck unit in stainless steel 316;
Modern look; prepared for chain counter sensor. Waterproof unit IP68.

◢ V4 low

◢ High V4

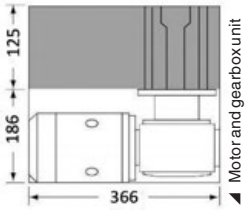

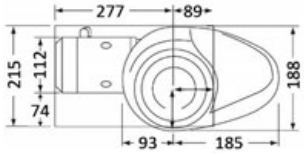

◢ Flat view

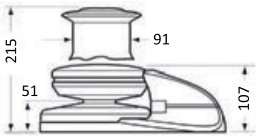

◢ Deck unit

Winch complete with external unit, motor, remote switch and gypsy	Version	Motor		Gypsy		Pull kg		Line speed m / min		Current draw A	Recommended circuit breaker A	For boats	kg	Single parts			
		V	W	chain Ø mm	Line Ø mm	max	continuous	max	continuous					Only gypsy	Only solenoid	Only motor/gearbox	Only deck unit
02.557.08	GO	12	1600	8	12-14	1250	313	25	15	125	150	13 to 16 m	28	**02.529.08**	**02.590.03**	**02.525.12**	**02.522.01**
02.557.10	GO	12	1600	10	16	1250	313	25	15	125	150	13 to 16 m	28	**02.529.10**	**02.590.03**	**02.525.12**	**02.522.01**
02.558.08	GD	12	1600	8	12-14	1250	313	25	15	125	150	13 to 16 m	30	**02.529.08**	**02.590.03**	**02.525.12**	**02.522.02**
02.558.10	GD	12	1600	10	16	1250	313	25	15	125	150	13 to 16 m	30	**02.529.10**	**02.590.03**	**02.525.12**	**02.522.02**
02.560.08	GO	24	2000	8	12-14	1500	375	27	16	70	110	13 to 16 m	28	**02.529.08**	**02.590.04**	**02.525.24**	**02.522.01**
02.560.10	GO	24	2000	10	16	1500	375	27	16	70	110	13 to 16 m	28	**02.529.10**	**02.590.04**	**02.525.24**	**02.522.01**
02.561.08	GD	24	2000	8	12-14	1500	375	27	16	70	110	13 to 16 m	30	**02.529.08**	**02.590.04**	**02.525.24**	**02.522.02**
02.561.10	GD	24	2000	10	16	1500	375	27	16	70	110	13 to 16 m	30	**02.529.10**	**02.590.04**	**02.525.24**	**02.522.02**

LEWMAR

LEWMAR V5 GD/GO windlass, 2000W

AISI 316

PATENT

- Rope/chain gypsy.
- AISI316 stainless steel deck unit.
- Modern design.
- ready to fit chain counter sensor.
- IP68 waterproof unit.

◢ Low V5

◢ V5 high

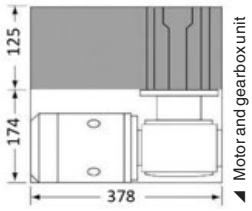

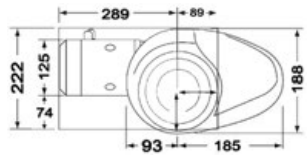

◢ Flat view

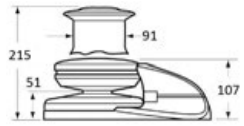

◢ Deck unit

Winch complete with external unit, motor, remote switch and gypsy	Version	Motor		Gypsy		Pull kg		Line speed m / min		Current draw A	Recommended circuit breaker A	For boats	kg	Single parts			
		V	W	chain Ø mm	Line Ø mm	max	continuous	max	continuous					Only gypsy	Only solenoid	Only motor/gearbox	Only deck unit
02.562.10	GO	24	2000	10	16	1600	400	29	18	60	110	15 to 18 m	32	**02.529.10**	**02.590.02**	**02.526.24**	**02.522.01**
02.562.12	GO	24	2000	12	18-20	1600	400	29	18	60	110	15 to 18 m	36	**02.529.12**	**02.590.02**	**02.526.24**	**02.522.01**
02.563.10	GD	24	2000	10	16	1600	400	29	18	60	110	15 to 18 m	34	**02.529.10**	**02.590.02**	**02.526.24**	**02.522.02**
02.563.12	GD	24	2000	12	18-20	1600	400	29	18	60	110	15 to 18 m	38	**02.529.12**	**02.590.02**	**02.526.24**	**02.522.02**

LEWMAR

LEWMAR V6 Low/High Winch (2000 W)

AISI 316

PATENT

- High-power worm gearbox.
- Modern design.
- AISI316 stainless steel deck unit.
- ready to fit chain counter sensor.
- IP68 waterproof unit.

Winch complete with external unit, motor, remote switch and gypsy	Version	Motor		Gypsy Ø chain mm	Pull kg		Line speed m/min		Current draw A	Recommended circuit breaker A	For boats	kg	Single parts			
		V	W		max	continuous	max	continuous					Only gypsy	Only solenoid	Only motor / gearbox	Only deck unit
02.565.12	GD	24	2000	12	1850	455	18	4.2	90	150	16 to 22 m	55	**02.539.12**	**02.590.04**	**02.536.24**	**02.533.02**
02.565.14	GD	24	2000	14	1850	455	18	4.2	90	150	16 to 22 m	55	**02.539.14**	**02.590.04**	**02.536.24**	**02.533.02**
02.566.12 New	GO	24	2000	12	1850	455	18	4.2	90	150	16 to 22 m	55	**02.539.12**	**02.590.04**	**02.536.24**	**02.533.04**
02.566.14 New	GO	24	2000	14	1850	455	18	4.2	90	150	16 to 22 m	55	**02.539.14**	**02.590.04**	**02.536.24**	**02.533.04**

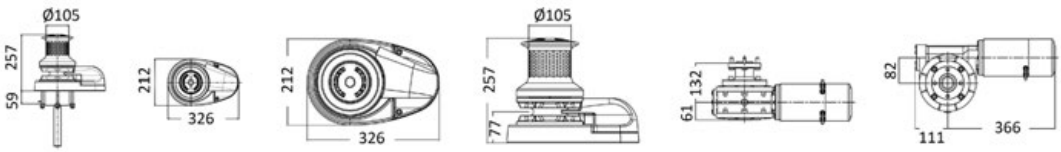

Lewmar anchoring systems up to 5.5 kW are available on order.

Lewmar VX Capstan - 800W

LEWMAR

Made of stainless steel combined with composite material inserts.
The extremely compact vertical engine allows for maximum space optimization.
Top deck mounting (patented) that saves time in installation and requires only one operator.
Contactor included.

Code	Motor		Pull kg		Line speed m/min	Current draw A	Recommended circuit breaker A	For boats	kg
	V	W	max	continuous					
02.609.12	12	800	920	230	21	58	70	8 to 14 m	7

LEWMAR C3 capstan, 1000W

LEWMAR

AISI 316

PATENT

- All AISI316 stainless steel.
- WARP[tm] finish drum for optimized performance and reduced wear up to 30%.
- Above deck (patented) mounting for quick and simple installation, it requires only one operator.
- Vertical motor with anti-runback characteristics.
- Fitted with solenoid, foot switch and circuit breaker.

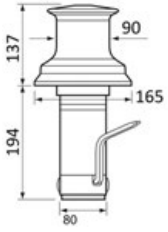

Code	Motor		Pull kg		Line speed m/min	Current draw A	Recommended circuit breaker A	For boats	kg
	V	W	max	continuous					
02.610.12	12	1000	750	188	12	65	70	10 to 16 m	12
02.610.24	24	1000	850	213	12	40	50	10 to 16 m	11.5

LEWMAR C4 and C5 capstans, 1600W and 2000W

LEWMAR

AISI 316

PATENT

- All AISI316 stainless steel.
- WARP[tm] finish drum for optimized performance and reduced wear up to 30%.
- Motor with worm gearbox to reduce installation depth.
- Solenoid included.
- Gearbox-inherent anti-runback characteristics acting as mechanical brake.

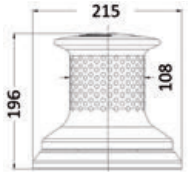

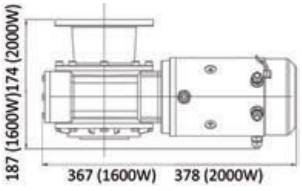

Winch complete with external unit, motor, remote switch and gypsy	Model	Motor		Pull kg		Line speed m / min	Current draw A	Recommen-ded circuit breaker A	For boats	kg	Single parts		
		V	W	max	continuous						Only solenoid	Only motor/gear-box	Only deck unit
02.612.12	C4	12	1600	1250	313	25	125	150	16 to 20 m	25	**68.123.12**	**02.525.12**	**02.522.03**
02.612.24	C4	24	2000	1500	375	27	70	110	16 to 20 m	25	**02.590.05**	**02.525.24**	**02.522.03**
02.614.24	C5	24	2000	1600	400	29	75	110	20 to 26 m	27	**02.590.05**	**02.526.24**	**02.522.03**

ITALWINCH stainless steel windlasses

ITALWINCH SMART winches

AISI 316

Polished AISI316 stainless steel body. It can use chain or rope/chain. Built-in chain counter sensor. IP67 watertight motor. For boats up to 10 m.

High bell + gypsy	Low without bell	Motor V	Motor W	Current draw A	Gypsy Ø chain mm	Line Ø mm	Max pull kg	Working load kg	Line speed m / min	kg
-	**02.401.21**	12	500	60	6	12	650	90	23	9.5/8.5
-	**02.401.23**	12	700	90	6	12	750	100	25	9.5/8.5
-	**02.401.24**	12	700	90	8	12	750	100	25	9.5/8.5
02.401.35	**02.401.25**	12	1000	115	8	14	930	130	26	14.5/13

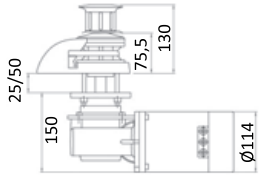

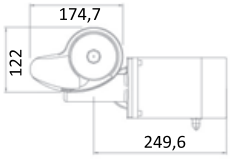

New

ITALWINCH CLS winches

AISI 316

Vertical winches made of AISI 316 stainless steel. Available in a high or low profile version, with different motorisations. Recommended for boats up to 13m. Comes with an integrated meter counter.

High bell + gypsy	Low without bell	Motor V	Motor W	Current draw A	Gypsy Ø chain mm	Line Ø mm	Max pull kg	Working load kg	Line speed m/min	kg
02.411.31	**02.411.21**	12	500	60	6	12	650	90	23	9
02.411.33	**02.411.23**	12	700	90	6	12	750	100	25	9.5/10.5
02.411.34	**02.411.24**	12	700	90	8	12	750	100	25	9.5/10.5
02.411.35	**02.411.25**	12	1000	115	8	14	930	130	26	13/14.5

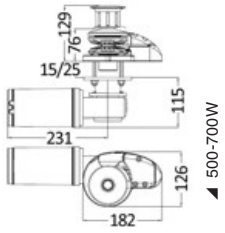

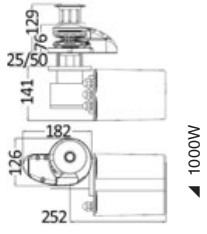

ITALWINCH Smart-R1 windlass

AISI 316

AISI316 stainless steel vertical windlass with aluminium round base. Built-in chain counter sensor. IP67 watertight motor. For boats up to 10 m.

Round base without drum	Motor V	Motor W	Current draw A	Gypsy Ø chain mm	Line	Max pull kg	Working load kg	Line speed m / min	kg
02.413.01	12	500	60	6	No	650	90	23	8
02.413.03	12	700	90	8	No	750	100	25	8.5

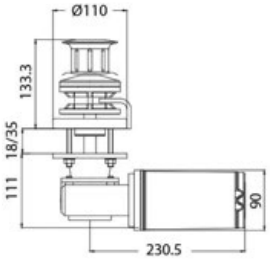

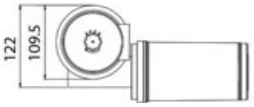

ITALWINCH Smart "V" windlass

AISI 316

Polished AISI316 stainless steel body. Vertical windlass for easy installation. It uses chain or rope/chain. Built-in chain counter sensor. IP67 watertight motor. For boats up to 8 m.

Low without bell	Motor		Current draw A	Gypsy Øchain mm	Line Ø mm	Max pull kg	Working load kg	Line speed m / min	kg
	V	W							
02.402.01	12	500	60	6	12	285	90	23	10
02.402.03	12	800	90	8	12	315	105	25	10

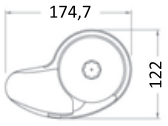

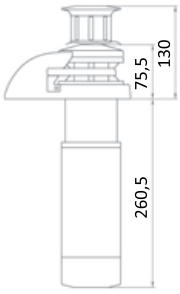

ITALWINCH SMART PLUS windlass

AISI 316

Housing made of polished AISI 316 stainless steel. Can use chain or rope-chain. Integrated meter counter sensor. Waterproof motor IP67. Recommended for boats up to 15 meters.

High bell + gypsy	Low without bell	Motor		Current draw A	Gypsy Ø chain mm	Line Ø mm	Max pull kg	Wo-rking load kg	Line speed m / min	kg
		V	W							
-	**02.404.32***	12	1000	115	8	14	420	140	23	16.5/15.5
02.404.44*	-	24	1000	60	8	14	420	140	23	16.5/15.5
02.404.46**	**02.404.36****	12	1500	130	10***	16	480	160	23	16.5/15.5
02.404.48**	**02.404.38****	24	1500	70	10***	16	480	160	23	16.5/15.5
02.404.50	**02.404.40**	24	1700	75	10***	16	720	240	25	20.5/19.5

* *6-mm gygpsy available.*
** *8-mm gypsy available.*
*** *Chain gypsy ISO (10x30), also available with gypsy for DIN766 (10x28).*

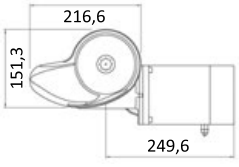

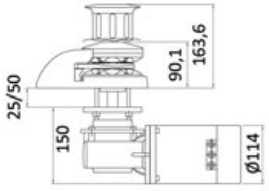

New ITALWINCH CLP windlass

AISI 316

Vertical axis windlass entirely in AISI316 stainless steel. Available in high or low profile versions, with different motorisations recommended for boats up to 16m. Equipped with a rope tension system and integrated meter counter.

High bell + gypsy	Low without bell	Motor		Current draw A	Gypsy Ø chain mm	Line Ø mm	Max pull kg	Wo-rking load kg	Line speed m/min	kg
		V	W							
02.414.42	**02.414.32**	12	1000	115	8	14	1020	130	25	16.7/18.1
02.414.44	**02.414.34**	24	1000	60	8	14	1060	140	25	16.7/18.1
02.414.46	**02.414.36**	12	1500	115	10	16	1250	150	26	16.9/18.3
02.414.48	**02.414.38**	24	1500	60	10	16	1290	160	26	16.9/18.3

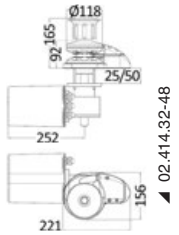

ITALWINCH Smart-R3 windlass

AISI 316

AISI316 stainless steel vertical windlass with round base. Built-in chain counter sensor. IP67 watertight motor. For boats up to 16 m.

Round base without drum	Motor		Current draw A	Gypsy Ø chain mm	Line	Max pull kg	Working load kg	Line speed m / min	kg
	V	W							
02.414.01	12	1000	115	8	no	930	130	25	17

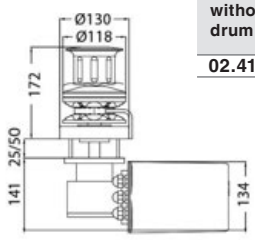

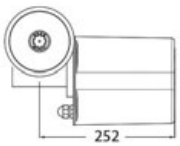

ITALWINCH Orchid windlass

100% AISI316 stainless steel vertical windlass.
Supplied with integrated odometer sensor.
Recommended for boats up to 20 m.
The version with 12-mm chain can also use a 18-mm rope.

High bell + gypsy	Low without bell	Motor		Current draw A	Gypsy Ø chain mm	Line Ø mm	Max pull kg	Working load kg	Line speed m / min	kg
		V	W							
02.405.01	**02.405.11**	12	1700	138	10	-	1650	240	12	34/31
02.405.02	**02.405.12**	24	1700	75	10	-	1700	250	12	34/31
02.405.03	-	24	2000	N/A	12	18/19	1700	250	12	28.5

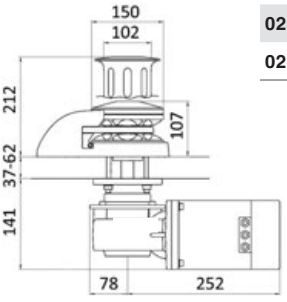

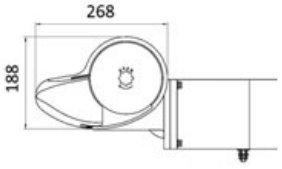

ITALWINCH Star Plus windlass

Stainless steel body.
Complete with nickel-plated bronze gypsy + bell.
Recommended for boats up to 26 m.
Integrated meter counter sensor.

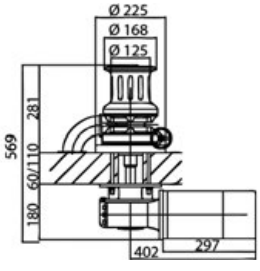

Code	Motor		Current draw A	Gypsy Ø chain mm	Max pull kg	Working load kg	Line speed m/min	kg
	V	W						
02.406.14	24	2300	190	10	2000	900	12	80
02.406.15	24	2300	190	12	2000	900	12	80
02.406.16	24	2700	200	12	2200	1050	12	90

ITALWINCH OBI500/700 windlass (Gypsy Only) and OBI1000/1500 windlass (Gypsy Drum)

Anodized aluminium body. Chromed brass gypsy. Built-in chain counter sensor and line tensioner. Solenoid and friction release lever included.
10 mm ISO standard, for 10-mm DIN766 chain, please order gypsy.

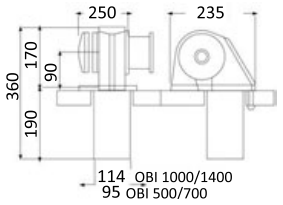

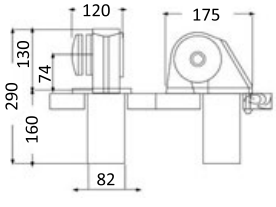

Code	Type	Motor		Current draw A	Gypsy Ø chain mm	Max pull kg	Working load kg	kg
		V	W					
02.408.01	OBI500	12	500	60	6	270	90	8.2
02.408.02	OBI500	12	700	90	6	300	100	8.8
02.408.03	OBI500	12	700	90	8	300	100	8.8
02.408.05	OBI1000	12	1000	115	8	420	130	17.3
02.408.08	OBI1500	12	1500	130	8	450	150	17.6
02.408.09	OBI1500	12	1500	130	10	450	150	17.6
02.408.10	OBI1500	24	1500	70	8	480	160	17.6
02.408.11	OBI1500	24	1500	70	10	480	160	17.6

ITALWINCH DEVON windlass

Aluminium body with chromed brass gypsy and drum.

Code	Motor		Current draw A	Gypsy Ø chain mm	Max pull kg	Working load kg	kg
	V	W					
02.409.01	12	1000	115	8	450	150	28
02.409.03	24	1000	60	8	480	150	28
02.409.04	12	1500	130	8	540	180	30
02.409.05	12	1500	130	10	540	180	30
02.409.06	24	1500	70	8	570	190	30
02.409.07	24	1500	70	10	570	190	30

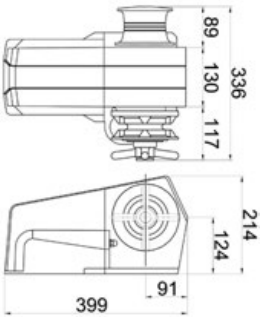

ITALWINCH PAROS LUX capstan

AISI 316

Polished stainless steel body. IP67 watertight motor.

Code	Motor		Current draw A	Max pull kg	Working load kg	Line speed m / min	kg
	V	W					
02.411.11	12	500	60	270	90	23	8
02.411.12	12	700	90	300	100	25	8

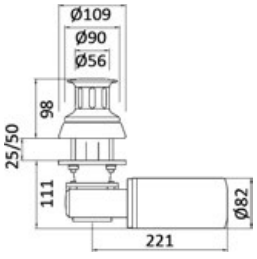

ITALWINCH NESTOR capstan

AISI 316

Stainless steel casing AISI 316. Waterproof motor IP67.

Code	Motor		Current draw A	Max pull kg	Working load kg	Max line speed m / min	kg
	V	W					
02.412.11	12	1000	115	420	140	23	12.5
02.412.12	24	1000	60	420	140	23	12.5
02.412.13	24	1500	70	480	160	23	13

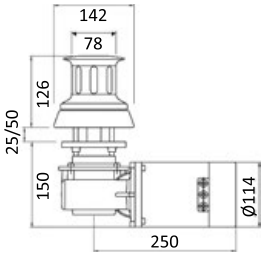

ITALWINCH Heron capstan

Stainless steel body. For. boats up to 18 metres long

Code	Motor		Current draw A	Max pull kg	Working load kg	Line speed m / min	kg
	V	W					
02.412.04	24	1700	90	1700	240	26	23
02.412.06	24	2000	100	1750	270	12	24

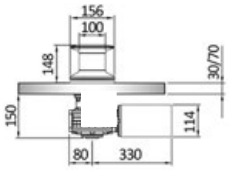

ITALWINCH NESTOR-V capstan

AISI 316

Case made of AISI316 stainless steel, IP67 watertight motor.
Recommended for boats up to 14 m.

Code	Motor		Current draw A	Max pull kg	Working load kg	Max line speed m / min	kg
	V	W					
02.412.22	12	800	90	300	100	25	10.5
02.412.23	24	800	50	300	100	25	10.5

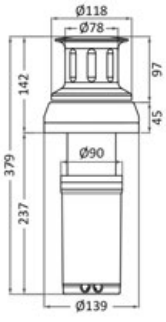

Heavy Duty Footswitch

100% watertight,
ideal to control under
deck contactors

Rock Footswitch

Stainless steel outer ring

Windlass accessories

Footswitches for windlass electric control

It activates all the solenoids sold in our catalogue. Fully watertight, it enables solenoid installation in a position sheltered from humidity.

Code	Button colour	Body colour	AxB mm
02.342.01	red	black	76x83x16 (h)
02.342.02	grey	black	76x83x16 (h)
02.342.03	red	white	76x83x16 (h)
02.342.04	grey	white	76x83x16 (h)



Footswitch for windlass electric control with stainless steel cover

AISI 316

It activates all the solenoids sold in our catalogue. Watertight, it enables solenoid installation in a position sheltered from humidity. Upper part made of **mirror-polished AISI316 stainless steel**.

Code	Button colour	AxB mm
02.344.01	red	76x83x16 (h)
02.344.02	black	76x83x16 (h)

OSCULATI

Rock deck footswitch for windlass/ winch electrical control.

AISI 316

Operated by foot or manually.
Fitted with a rotation release system for recess mounting in order to save space.
Ideal to activate the contactors, perfectly watertight, stainless steel outer ring.

Code	Button colour	Ø mm
02.345.00	black	70

OSCULATI

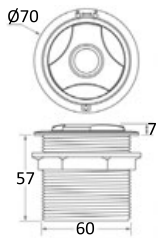

Heavy Duty Foot Pedal Control Panel

Code **02.346.00**

Entirely made of mirror-polished AISI 316 stainless steel, with integral button cover for enhanced protection.
Completely waterproof, ideal for operating relays below deck, easily installable with four self-tapping screws.

OSCULATI

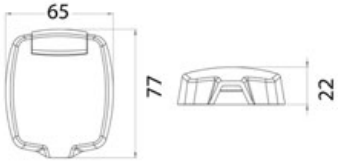

LEWMAR footswitch for windlass electric control

Made of reinforced plastic, fully watertight, suitable for deck mounting. Fitted with cover. Very compact size.

Code	For windlasses	External Ø mm	Bore Ø mm
02.343.02	All Lewmar models	78	9.5

LEWMAR

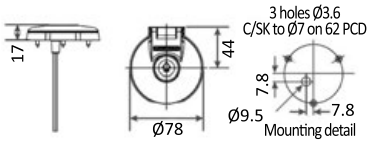

OSCULATI

Hand-held controller for electric windlasses

It enables the windlass to haul in or pay out.
Cable extendable up to 4 m. Protection grade: IP56

Code	⟷ mm	Version	V
02.339.00	140x60x20	Universal	12/24

LEWMAR

LEWMAR hand-held up/down controller

Fitted with spiral cord extensible to up 3 m. With IP67 watertight plug/socket.

Code	Version
02.357.05	Compact

Universal MZ ELECTRONIC control panel with meter counter

Feeding voltage: 10…30VDC.
Protection degree: IP67.
Backlit monochrome LCD display.
Warping activation mode.
Display indications in 5 languages.
Automatic pay-out function to the desired length.
Haul-in alarm function.
Pushbutton panel lock function to prevent unwanted activation.
Chain speed display.
Feeding voltage display.

Code	⟷ mm
02.350.01	170x80x50

MZ ELECTRONIC universal remote control with counter

Receiver feeding voltage: 10…30VDC.
Internal rechargeable battery with wireless recharge (charger included).
Protection degree: IP67.
Backlit monochrome LCD display.
Radio transmission @ 868 MHz.
Warping activation mode.
Display indications in 5 languages.
Automatic pay-out function to the desired length.
Haul-in alarm function.
Pushbutton panel lock function to prevent unwanted activation.
Chain speed display.
Feeding voltage display.

Code	⟷ mm
02.368.01	170x80x50

◀ 02.352.14

◀ 02.352.12/13

MZ ELECTRONIC Evolution handheld controller

To control no matter what kind of winch or gangway. 100% watertight. Fitted with dock watertight plug. Available in 2-, 3- or 4-channel version.
Extendable cable up to 4 m. Protection grade: IP67

Code	⟷ mm	Version	V	Channels
02.352.12	170x80x50	Universal	12/24	2
02.352.13	170x80x50	Universal	12/24	3
02.352.14	170x80x50	Universal	12/24	4

MZ ELECTRONIC wireless controller

The kit includes a radio control and a control unit (pre-combined), the system can support up to 8 different commands (sold separately). Two models with 3 and 5 buttons can be easily connected to existing anchor winches and bow thrusters. They are equipped with 2 replaceable AAA batteries and are floating and waterproof up to a depth of 1 meter (IP66). Average range 40 m. **Version A)** - allows remote wireless operation (Up / Down) of any anchor winch provided it is operated by a solenoid; - includes a control and a receiver. **Version B)** - allows wireless operation of any bow thruster (port and starboard thrust) and any anchor winch operated by a solenoid (Up / Down); - includes a remote control, a control unit for anchor winches and bow thrusters.

Code	Description	Version	V	Spare radio remote control
02.366.00	Anchor lifting kit with remote control (52mm x 98mm x 26mm - IP66) with three buttons and control unit (150mm x 57mm x 32mm - IP65)	A	12/24	**02.366.10**
02.366.01	Anchor lift and bow thruster kit with remote control (52mm x 98mm x 26mm - IP66) featuring five buttons and control unit (150mm x 57mm x 32mm - IP65)	B	12/24	**02.366.11**

◢ 02.366.01; 02.366.00

MZ ELECTRONIC Kompass-8 radio controller (transmitter + receiver)

It control up to 8 transmission channels and operates 2 windlasses and 2 thrusters.
The shortcut key activates the 2 thrusters at a time.
Floating control panel IP67. Equipped with 2 replaceable AA batteries

Code	Description	Frequency	⟷ mm
02.364.00	8-channel controller	868 Mhz / 913 Mhz	60x30x145 (h)

Radio control with fixed panel and central unit for gangplanks

Code **02.369.00**

The radio control manages 4 relays or electrovalves as well as the 4-way oil pump relay of the hydraulic gangplank central unit. The electrovalves connected to the radio control can be operated by either a 868Mhz 4-channel radio control or a wired remote control (both included in the KIT). The watertight plastic material central unit is pre-cabled for connection to the hydraulic central unit. Fitted with microprocessor control, it has LED lights that show the activation of controls and radio functions. The product comes with standard caps for the electrovalves.

LEWMAR chain counter with alarm

LEWMAR

The docking alarm sounds when the anchor is close to docking. It works with rope/chain or all-chain rode. Plug and Play cables. It installs up to 2 units. It includes: 1 10x8-mm magnet and motor sensor for rope/chain installations.
Includes: 1 magnet 10 x 8 mm; sensor to be applied to the motor for rope/chain winches. Protection grade IP65

Code	External Ø mm	Max size m	V
02.357.04	60	999	12/24

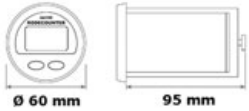

MZ ELECTRONIC universal controller panel + chain counter

With LCD display and backlit buttons. Protection rating IP65
It displays: chain length hauled in or paid out, chain speed, voltage, motor current draw, docking alarm, windlass working hours.

Code	Max size m	Version	OPTIONAL magnetic sensor	⟷ mm	V
02.356.03	999	Cable connections to the windlass	**02.355.00** (if necessary)	100x100x32	12/24
02.356.01	999	RADIO, no cables windlass/console	**02.355.00** (if necessary)	100x100x32	12/24

New MZ ELECTRONIC Meter Panel

Compact meter counter, easy to install and compatible with any windlass. Measurements in meters or feet. To be used in combination with other control up- down equipment (02.315.30 or 14.192.03 + 14.193.14 or similar).

Code	⟷ mm	V
02.356.05	65x60	12/24

Magnet kit to fit to the windlass gypsy

In case the windlass is not fitted with magnet.

Code	To be paired with chain counters
02.355.00	**02.356.01; 02.356.03; 02.361.00**

LEWMAR

LEWMAR up/down push-button controller and chain counter featuring advanced functions

LCD, backlit keys, it shows the length of rope/chain deployed and the chain speed.
It can be customized with several alarms and functions such as:
- Safety lock prevents unwanted operation.
- Pre-set stopping point and docking alarm when the anchor is close to docking.
- One Touch function deploys and retrieves a preset length of anchor rode slowing down speed when the anchor is close to docking.
- Use with DC, AC and hydraulic systems.
- ability to control two additional on-off devices such as Thrusters, bowsprits, swim platforms, awnings, etc. (only 02.357.02);
- IP67 protection rating

Code	Description	V
02.357.02	Wireless remote control with meter counter (2 AA batteries included) and control unit	-
02.357.03	Bridge control (140 x 130 mm)	12/24

Windlass circuit breaker kit

Fitted with a spring ON-OFF-ON switch, a watertight **rubber** cap + a circular Windlass Control Up-Down plate.
Does not directly control the winch, but must be connected to a remote switch.

Code	It matches
02.315.30	Any type of remote switch

Windlass control panel with spring release

It includes a rubber coated watertight Up/Down switch with spring release, a safety fuse holder and **two LED warning lights**.
Does not directly control the winch, but must be connected to a remote switch. Protection rating IP56.

Code	⟷ mm	Fuse
02.341.00	80x60	6x32 (glass)

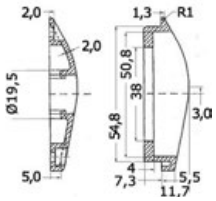

Windlass control panel with toggle switch

Switch with rocker control and dual UP-DOWN control LEDs.
Does not directly control the winch, but must be connected to a remote switch.

Code	⟷ mm	Fuse
02.341.20	75x62	6x32 (glass)

Foot-operated controller with solenoid

It includes **rubber** pedal and **mirror-polished stainless steel** watertight ring nut.
Can operate with foot pedal, manual controls, and panel controls.

02.341.00

Pedal color		V	W	They can also operate with		
black	red			Footboard	manual controls	panel controls
02.338.00NE	02.338.00RO	12	2000	02.342.01; 02.342.02; 02.342.03; 02.342.04	02.339.00	02.341.00; 02.341.20
02.338.01NE	02.338.01RO	24	2000	02.342.01; 02.342.02; 02.342.03; 02.342.04	02.339.00	02.341.00; 02.341.20

Solenoid for winch

Can operate with foot pedal, manual controls, and panel controls.

Code	It works with			V	W	⟷ mm
	electronic pedals	manual controls	panel controls			
02.456.12	02.342.01; 02.342.02; 02.342.03; 02.342.04	02.339.00	02.341.00	12	1000	78x51

02.341.00

02.456.12

MZ ELECTRONIC Control Box - contactors/inverters

Power units for anchor winch controls with 3 or 4 wire motors or permanent magnets. Protection grade IP56. Compatible with all foot, hand, or portable controls.

Code	V	For motors max W	For motors with No of poles	⟷ mm	Corresponding item		
					LEWMAR	QUICK	MZ ELETRONIC
02.316.01	12	700	2/4	114x52x88	68000320	T6415-12	MZ2090/L
02.316.02	12	1000/1500	2/4	148x60x95	68000320	T6415-12	MZ2130/H
02.316.03	24	500/1500	2/4	148x60x95	68000321	-	MZ2130/I
02.316.06	12	1500/4000	2/4	148x70x120	-	T6415-12	MZIC20133
02.316.07	24	1500/3000	2/4	148x70x120	-	T6415-24	MZIC20134
02.316.05	24	3000/3500	2/4	160x100x150	68000321	T6415-24	MZIC20123
02.317.01	12	500	3	114x52x88	68000937	T6315-12	MZ2100/M
02.317.02	12	1000/1500	3	148x60x95	68000937/68000318	T6315-12	MZ2150/C
02.317.03	24	500/1400	3	148x60x95	68000938/68000319	T6315-24	MZ2150/D
02.317.04	12	1700/2300	3	130x70x120	68000318	T6315-12	MZ2150PA/C
02.316.04	24	1500/2300	3	148x60x95	68000319	T6315-24	MZ2150PA/D

02.316.01/02/03/06/07

02.316.04


02.316.05

02.317.01/02/03/04

Windlass or bow thruster control panel with safety switch

Version with Airpax toggle switch. Disconnects power in case of accidental overload via the magneto-hydraulic safety switch. Essential for protecting the motor. Supports a load of 200% for 10 seconds. Complete with a 12V red indicator light.

Code	A	Panel mm	Recommended for windlasses W	
			12V	24V
02.340.00	100	80x60	700/1200	1000/2000
02.340.01	50	80x60	400/500	700/1000

OSCULATI

OSCULATI

Waterproof magnetic circuit breaker for winch and bow thruster, with 5/16" electrical terminals OSCULATI

Re-armable and detachable via a special lever, they simultaneously serve as a fuse and switch. Manufactured in accordance with US standards SAEJ1171 and CE 28846 “Vapor Proof”, capacity 3000 intervention cycles. Allowed voltage: max 48 V,
Upgraded version, electrical terminals at 5/16” (instead of 1/4”) to facilitate cable connection. The recessed model requires a simple circular hole for installation. IP66 Weatherproof. From 100 A to 200 A can also be used as a **general battery disconnect**.
Maximum voltage capacity:
5000A 14VDC;
3000A 28VDC;
1500A 48VDC.
Operating temperature: -40C° / 85C°.

MADE IN USA

Version		Max load A
For recess fit	external	
02.710.50	**02.711.50**	50
02.710.10	**02.711.10**	70
02.710.20	**02.711.20**	100*
02.710.22	**-**	120*
02.710.40	**02.711.40**	150*
02.710.41	**02.711.41**	200*

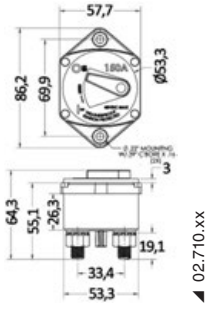

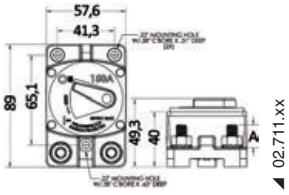

Approval

Waterproof magnetothermal protection switch for winch and bow thruster

Resettable, it can be released by means of a special lever. It is both a fuse and a switch.
Manufactured in accordance with USA SAE J1171 / SAE J1625 standards. Allowed voltage: max 42 V, operating temperature: -32° + 82°.
Diameter pins 6 mm x2. IP67 Weatherproof.
With 1/4" electrical terminals.

Code	Version	Optional rubber seal	Max load A
02.750.60	For recess fit	**02.750.00**	60
02.750.80	For recess fit	**02.750.00**	80
02.750.10	For recess fit	**02.750.00**	100
02.750.12	For recess fit	**02.750.00**	120
02.750.15	For recess fit	**02.750.00**	150
02.750.20	For recess fit	**02.750.00**	200
02.751.60	External	**-**	60
02.751.80	External	**-**	80
02.751.10	External	**-**	100
02.751.12	External	**-**	120
02.751.15	External	**-**	150
02.751.20	External	**-**	200

Surface Mount

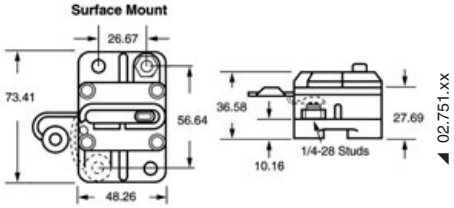

Panel Mount

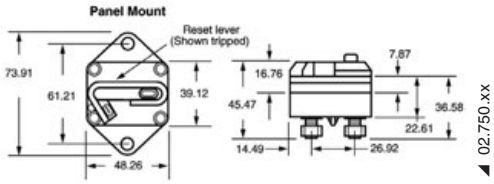

Waterproof magnetothermal protection switch for winch, bow thruster and gangway

HEAVY DUTY

Resettable, it can be released by means of a special lever. It is both a fuse and a switch.
Made in compliance with the USA SAE J1171 / SAE J1625 standards.
Voltage allowed: max 48 V, operating temperature: -32° + 92°.
With 3/8" electrical terminals. IP67 Weatherproof.

Code	Max load A
02.752.50	50
02.752.70	70
02.752.10	100
02.752.15	150
02.752.20	200
02.752.25	250

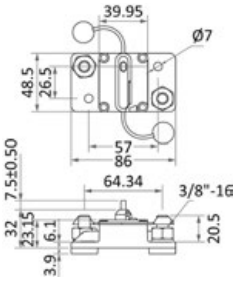

Waterproof magnetothermal circuit breaker for winch and bow thruster

HEAVY DUTY

Automatic resetting version.
Made in compliance with the SAE J1625 / SAE 1171 standards.
Operating temperature: -32° + 92°.
With 3/8" electrical terminals. IP67 Weatherproof.

Code	Max load A
02.753.60	60
02.753.80	80
02.753.12	120
02.753.15	150
02.753.20	200
02.753.25	250

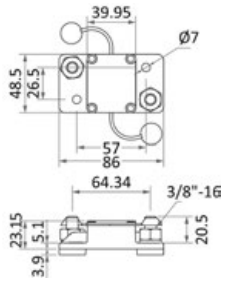

Anchor Lube oil for windlasses

Lubricant with a 220 ISO viscosity grade. Designed for windlasses of any brand.

Code	Package l
02.294.00	1

Rope/chain sets for windlasses

Manufactured with a high-tensile white 3-strand rope and **stainless steel false link** terminal suitable for connecting to the winch chain.

Code	Ø mm	Length m	Gypsy Ø mm	Chain link Ø mm	For windlasses
02.636.01	10	35	6	6	Manual mooring, Lofrans: Project x1; Italwinch 02.407.01
02.636.02	12	35	6	6	Lewmar: Pro-series 1000, V-700, V1, V2 Lofrans: Project x1, Dorado 500W, Marlin; Lewmar CPX0; Italwinch Ray; Italwinch RayLux
02.834.00	14	35	8-10	8	Lewmar: Pro-series 1000, V1, V2, V3, V4 Lofrans: Project x1-x2-x3, Project 1000-1500, Dorado 700W, Clipper 700-1000; Italwinch Thunder, Italwinch ThunderLux
02.636.05	16	40	10	10	Lewmar: Pro-series 1000, V3, V4,V5 Lofrans: Project x2-x3, Project 1000-1500, Clipper 1000; Italwinch Thunder Lux Ø 16

LEWMAR clutch lever for windlasses

Universal for all Lewmar winches, in black plastic.

Code	Description
02.531.90	Dual clutch lever: universal + V700.

LEWMAR

LEWMAR TT series bow thrusters and spare parts

Sealed foot that requires no topping up and has eliminated the **oil tank**. High-quality engines have been developed to last long and the original **5-blade propeller**, designed to minimize noise and vibrations. This type of propeller delivers **identical thrust in both directions**. The **hardened helical gears** ensure quiet and effective operation.

LEWMAR

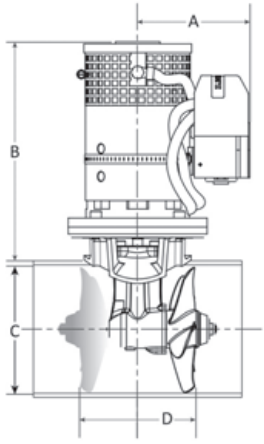

CODE	MODEL	A mm	B mm	C mm	D mm
02.042.29	110TT1.5	123	261	110	67
02.052.00	125TT2.0	123	209	125	71
02.042.30	140TT2.0	123	213	140	71
02.052.01	140TT2.2	123	211	140	73
02.042.04/31-052.03	185TT3.0	130	293	185	85

CODE	MODEL	A mm	B mm	C mm	D mm
02.042.06/07	185TT5.0	162	316	185	85
02.042.09/10	185TT6.0	173	316	185	85
02.042.12	250TT8.0	165	405	250	238
02.042.14	300TT10.8	203	450	300	320

* *Thruster Black Generation*

LEWMAR thruster package

It comes with the following accessories required for installation: - Bow thruster. - Control panel - Connecting cable - Fuse box - Fuse - Fibreglass tunnel.

Code	Model	Tunnel		Motor		No of pro-pellers	Thrust kgF	Cable m	Control	For boats	kg
		Ø mm	Length mm	V	kW/HP						
02.042.29	110TT1.5	110	750	12	1.5/2	1	28	7	Joystick	up to 9 m	10
02.052.25	125TT2.0	125	750	12	2/2.7	1	35	7	Joystick	6-9 m	12
02.042.30	140TT2.0	140	750	12	2/2.7	1	37	7	Joystick	6-9 m	13
02.052.31	185TT3.0	185	1000	12	3/4	1	58	10	Joypad	9-12 m	19.6

Bow thruster tunnel in fiberglass

125-mm Ø	140-mm Ø	185-mm Ø	250-mm Ø	300-mm Ø	Length mm
02.044.00	**02.044.01**	-	-	-	750
-	**02.044.02**	**02.044.05**	**02.044.09**	-	1000
-	-	**02.044.06**	**02.044.10**	**02.044.13**	1500
-	-	**02.044.07**	**02.044.11**	**02.044.14**	2000

LEWMAR

LEWMAR Blue Generation electric thrusters

Lewmar engine unit with Blue Generation control box. To be fitted with tunnel and control accessories for installation on dedicated configuration.

Code	Model	Tunnel Ø mm	Motor		No of propellers	Thrust kgF	For hulls m	kg
			V	kW/HP				
02.052.00	125TT2.0	125	12	2/2.7	1	35	6-9	12
02.052.01	140TT2,2	140	12	2.2/3.0	1	42	7-10	13
02.052.03	185TT3,0	185	12	3.0/4.0	1	58	9-12	19.6
02.052.04	185TT3,0	185	24	3.0/4.0	1	58	9-12	19.2
02.052.06	185TT5.0	185	12	5.0/6.7	1	82	12-15	27
02.052.07	185TT5.0	185	24	5.0/6.7	1	82	12-15	27
02.052.09	185TT6,0	185	12	6.0/8.0	1	97	15-18	28.2
02.052.10	185TT6,0	185	24	6.0/8.0	1	97	15-18	27.4
02.052.12	250TT8,0	250	24	8.0/10.8	2*	140	18-21	46.4
02.052.14	300TT10,8	300	24	10.8/14.5	2*	250	21-24	63

* *Counter-rotating thrusters*

LEWMAR stern thrusters kit

For installation on the upper stern to gain control of the boat with maximum ease, even in confined spaces. Combined with a thruster it shifts the boat sideways.

Code	Propulsion unit	A mm	B mm	C mm	D mm	E mm	F mm	G mm	H mm	With tube Ø mm
02.043.01	02.052.01	240	105	170	140	225	6	8.5	206	140
02.043.02	02.052.03; 02.052.04; 02.052.06; 02.052.10	290	130	235	185	320	6	10.5	251	185
02.043.03	02.052.12	350	175	310	250	380	6	10.5	312	250
02.043.04	02.052.14	384	215	375	300	420	6	12	334	300

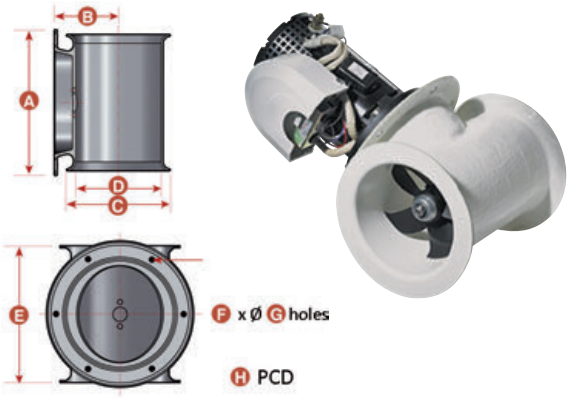

LEWMAR Blue Generation Thruster Joystick/Joypad

This joystick & joypad series offer superior touch control.
The controllers are installed without the need for rear access and feature a snap-on bezel to neatly hide the mounting screws.
A removable cover is also included, providing additional security against accidental use and giving extra environmental protection.
Diaphragm switch panel sealed from dust and moisture ingress. Single and dual controllers available.
Dual controllers give total control of the vessel via the multi-axis function pad. 12-24V dual voltage supply.
The multi-function LED indicator displays system deployment, thruster operation, low voltage, motor temperature warnings & fault conditions.

Code	Description
02.045.03	Joystick
02.045.06	Joypad
02.045.05	Joypad

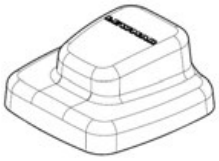
Cover

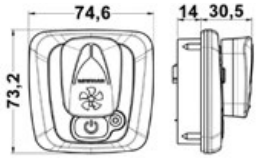

02.045.06

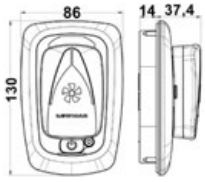

02.045.05

02.045.05

LEWMAR connecting cable

For Blue Generation thruster/control panel.

Code	Length m
02.046.07	7
02.046.10	10
02.046.18	18
02.046.22	22

LEWMAR Y-shaped connector

For Blue Generation thrusters.

Code	Description
02.047.02	To combine two controllers 02.045.03/05/06

LEWMAR reducer/drive foot kit

Code	Description
02.041.01	Reduction/driveshaft propeller foot kit for all 140TT
02.041.02	Kit reducer/foot propeller for maneuvering 185TT 3 kW
02.041.03	Reduction kit/drive propeller foot 185TT 4-5-6 kW
02.041.04	Reducer/maneuvering propeller foot kit for all 110TT
02.041.05	Kit reducer/footswitch for all 125TT
02.041.06	Reduction kit/propeller foot for all 250TT

LEWMAR proportional thruster motors

LEWMAR

LEWMAR proportional thrusters

The proportional thrusters from Lewmar have unlimited run-time, are very quiet in use, maintenance free and suitable for **24V** installation The proportional series can be controlled by one of the aluminium controllers (02.146.xx) developed for this new type of motor.
The induction motor is controlled by the Lewmar Curtis controller. This in-house engineered motor controller can control **24V** inputs. With this new system, Brushless motors have been chosen for their efficiency and unlimited runtime, and their ability to withstand tough sailing.
- Limitless running, the only restriction is your battery capacity.
- Ultimate control, proportional throttling allows delicate maneuvering.
- Zero maintenance, no brush to replace, longer life without a need for servicing.
- Retro-fit kits compatible with existing Lewmar thrusters.
- To be completed with control accessories and tunnel for installations on dedicated configuration.

Code	Description	Tunnel Ø mm	Engine - V	kW	Current draw A	Thrust KgF 100% input	kg
02.146.02	140TT 2.2 KW	140	24	2.2	100	21	18.5
02.146.03	185TT 3.0 KW	185	24	3.0	150	45	19
02.146.05	185TT 5.0 KW	185	24	5.0	215	67	26
02.146.08	250TT 8.0 KW	250	24	8.0	360	119	62

LEWMAR

Proportional controller

The combination of brushless digital DC motors and their control panels ensures maximum control of the vessel. Designed to replicate the experience of a hydraulic system, the dedicated controls guarantee precise maneuverability. Brushless motors are chosen for their efficiency, extended durability, and ability to operate in sustained conditions. Lewmar's engineering expertise provides precision in docking even in the harshest conditions. Single or dual controls with aluminum rings.

Code	Description
02.146.11	Single control panel - Aluminium
02.146.12	Double control panel - Aluminium

LEWMAR

Wiring kit for proportional thrusters

Connecting cable for control motor.

Code	Description
02.146.14	Control wiring - 14 m
02.146.18	Control wiring - 18 m
02.146.22	Control wiring - 22 m

OSCULATI

High-capacity fuse holder

Made of thermoplastic with removable protective clear cover.

Code	Base mm	For fuses
14.100.41	95x42	ANL 14.100.xx

High-capacity ANL Gold Plated fuse

For installation in control propellers.

Code	From A	Safety fuse box
14.100.48	250	**14.100.41**
14.100.52	130	**14.100.41**
14.100.53	325	**14.100.41**
14.100.50	400	**14.100.41**
14.100.51	500	**14.100.41**

LEWMAR spare anodes for thrusters

The kit includes a self-locking nut for thrusters.

Code	For
02.047.01	02.052.01; 02.042.30; 02.146.02 (140 TT)
02.047.03	02.052.04; 02.052.06; 02.052.10; 02.146.03; 02.146.05 (185 TT)
02.047.12	02.146.08 (250 and 300TT) - 2 pieces

Replacement propeller for LEWMAR thruster

Made of composite material.

Code	For
02.048.01	02.052.01; 02.042.30; 02.146.02 (140TT)
02.048.03	02.052.04; 02.052.06; 02.052.10; 02.146.03; 02.146.05 (185TT)

LEWMAR retractable thruster systems

LEWMAR

The range of Lewmar retractable thrusters has been developed in collaboration with shipowners, following their requests and needs. The installation process has been studied in detail while maintaining the typical elements of Lewmar TT thruster series.
Our thrusters provide the same pull in both directions to ensure maximum control and maneuverability. The entire series has been repeatedly tested to guarantee efficient, reliable, and easy-to-manage operation.

New

LEWMAR retractable thrusters

LEWMAR

The patented “shortened pin” system minimizes inside space requirements but allows for maximum water exposure of the propeller.
It comes with a a fibreglass flange for easy installation on all sizes to be adjusted according to the hull shape.
Fibreglass sturdy construction.
Automatic self-retraction after 5 minutes inactivity.

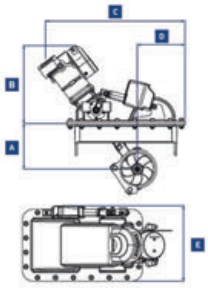

Code	Model	Tunnel Ø mm	Motor		No of propellers	Thrust kgF	For hulls m	Dimen-sions A	Dimen-sions B	Dimen-sions C	Dimen-sions D	Dimen-sions E	kg
			V	kW/HP									
02.053.06	185TT5.0	185	12	5.0/6.7	1	82	12-15	220	385	690	242	346	53.4
02.053.07	185TT5.0	185	24	5.0/6.7	1	82	12-15	220	385	710	242	346	51.4
02.053.09	185TT6,0	185	12	6.0/8.0	1	97	15-18	220	410	710	242	346	53
02.053.10	185TT6,0	185	24	6.0/8.0	1	97	15-18	220	410	730	242	346	51.5
02.053.12	250TT8,0	250	24	8.0/10.8	2*	140	18-21	303	505	940	306	468	107

Manual winches and accessories



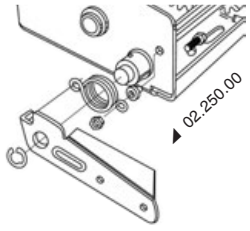

Boat haulage winch

Chromed-zinc steel body, high-resistance **hardened steel** pinions, self-lubricating bushing, reinforced handles, **stainless steel springs**, **cased gearing**. Black epoxy powder coated. CE certified by TÜV.
The maximum traction load refers to the use with only one cable turn on the drum.

Code	Max pull kg	Ratio	Cable capacity m	Speed	Gear	⟷ mm
02.800.00	350	3.2:1	33 (Ø 3 mm) /14 (Ø 5 mm)	Single	Forward and idle	95x94
02.100.00	450	4:1	24 (Ø 5 mm) / 13 (Ø 8 mm)	Single	Forward and idle	140x88
02.120.00	540	4:1	24 (Ø 5 mm) / 13 (Ø 8 mm)	Single	Forward, idle, reverse	140x88
02.140.00	630	4:1	24 (Ø 5 mm) / 13 (Ø 8 mm)	Single	Forward, idle, reverse	140x88
02.150.00	727	4:1	24 (Ø 5 mm) / 13 (Ø 8 mm)	Single	Forward, idle, reverse	138x89
02.200.00	900	4:1 and 10:1	30 (Ø 5 mm) / 15 (Ø 8 mm)	double	Forward, idle, reverse	175x125
02.250.00*	1125	5:1 and 12:1	30 (Ø 5 mm) / 15 (Ø 8 mm)	double	Forward, idle, reverse	175x125

* *Fitted with quick manual brake.*

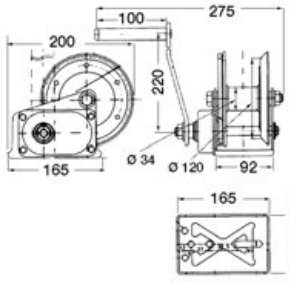

Boat haulage winch with clutch

Chromed-zinc steel body, high-resistance hardened steel pinions, self-lubricating bushings, reinforced handles, stainless steel springs, faired gearing. Brake Winch version **with automatic break and clutch**; without the pawl, the drum stays still and releases the handle. CE certification by TÜV.
The maximum traction load refers to the use with only one cable turn on the drum.

Code	Max pull kg	Ratio	Max capacity m	⟷ mm
02.252.00	630	4:1	22 (5-mm Ø)	165x92

OSCULATI

Boat haulage winch with technopolymer external case

Epoxy-powder coated steel frame, hardened steel pinions, self-lubricating bushings, reinforced handles, steel springs. CE certified by TÜV.

Code	Max pull kg	Ratio	Cable capacity m	Speed	Gear
02.120.01	540	4:1	24 m (Ø 5 mm) / 13 m (Ø 8 mm)	Single	Forward, idle, reverse
02.140.01	630	4:1	24 m (Ø 5 mm) / 13 m (Ø 8 mm)	Single	Forward, idle, reverse

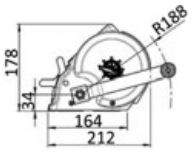

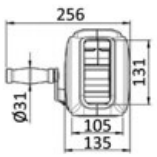

ROCK®



ROCK winch with automatic lock

The self-locking device (working with a minimum load of 25 kg) allows a safe use of the winch.
Epoxy-powder coated galvanized chromed steel body.

Code	Max pull kg	Ratio	Cable capacity m	Accessories INCLUDED
02.130.02*	680	5.08:1	17 m of 5-mm Ø steel cable	6 m of tape + snap hook
02.130.04	1135	11:1	20 m of 6-mm Ø steel cable	10 m of 6-mm steel cable + snap hook

* *With safety cover on the gears*

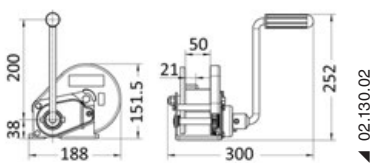

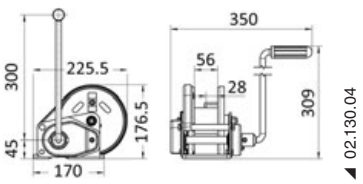

Dual Drive boat haulage winch

Fitted with drive gears on both sides of the drum for enormous pull with reduced dimensions.
The maximum traction load refers to the use with only one cable turn on the drum.

Code	Max pull kg	Ratio	Cable capacity m	Gear	⟷ mm
02.160.00	727	3.5:1	33 (Ø 3 mm) 14 (Ø 5 mm)	Forward, idle, reverse	90x160x130
02.161.00*	900	4.1:1	24 (Ø 5 mm) 13 (Ø 8 mm)	Forward, idle, reverse	90x190x160
02.260.00**	1454	5.1:1+12.1:1	30 (Ø 5 mm) 15 (Ø 8 mm)	Forward, idle, reverse	230x194x131

* *Fitted with quick manual brake.*
** *Certified TÜV Germany.*

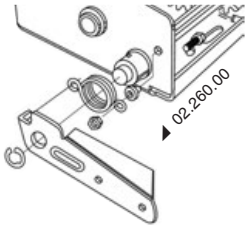





Dual Drive boat haulage winch

AISI 304

Made of high-resistance **stainless steel**, self-lubricating rotating bushings, electropolished finish. Certified by TÜV Germany.
The maximum traction load refers to the use with only one cable turn on the drum.

Code	Max pull kg	Ratio	Cable capacity m	Gears	Gear	⟷ mm
02.118.01	384	3:1	33 Ø 3 - 14 Ø 5	1	forwards / reverse	90x160x130
02.118.02	545	4.1:1	24 Ø 5 - 13 Ø 8	2	forwards / idle / reverse	90x190x160
02.118.03	900	4.1:1	24 Ø 5 - 13 Ø 8	2	forwards / idle / reverse	90x190x160

Belts with shackle

Made of high-resistance **nylon**, fitted with end shackle. To match winches sold on our catalogue. Compared to stainless steel cables, they do not overlap thus preventing possible injuries due to broken wires.

Code	Breaking load kg	Length m	Width mm	For winches
02.090.01	1800	6	50	**02.100.00; 02.120.00; 02.120.01; 02.140.00; 02.140.01; 02.160.00; 02.161.00; 02.252.00; 02.800.00**
02.090.02	1800	7.5	50	**02.100.00; 02.120.00; 02.120.01; 02.140.00; 02.140.01; 02.160.00; 02.161.00; 02.252.00; 02.800.00**
02.090.03	2500	10	64	**02.200.00; 02.250.00**

Cable for winch

Made of "Aircraft" **flexible galvanized steel**. Fitted with shackle and winch fastening device.

Code	Ø mm	Length m
02.091.00	5	4.5
02.091.01	5	6
02.091.02	5	7.5
02.091.03	6	7.5

Electric winches and windlasses trailers and garage tenders

LEWMAR

LEWMAR Captive CRW400 captive reel windlass

AISI 316

The CRW400 windlass represents a stepchange in engineering and design for small boat windlasses. Built around a stainless steel chassis with composite bearing technology and robust UV-stabilised ABS shell, the CRW400 is salt-water resistant and suitable for boats up to 9 m.



Code	Motor		Line Ø mm	Maximum length of extension/recovery m	Max pull kg	Maximum recovery speed m/min	Current draw A	Max. anchor weight kg	⟷ mm	kg
	V	W								
02.537.01	12	400	6	35	275	25	15	16	365 x 303 x 188 (h)	10

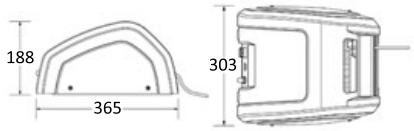

LEWMAR

TW650 tender garage winch

Black anodized aluminium frame for longer durability and optimum protection against the harsh marine environment.
The ABS motor cover is waterproof to IP68 standards.
The kit includes: winch, single solenoid, circuit breaker and line.
The TW650 is C.E. certified according to UNI EN 28846:2002 protection against the ignition of flammable gases in surrounding areas - EN28846.

Code	Motor		Max pull kg	Line speed m/min		8 mm rope	Maximum A current consumption	Recommended circuit breaker A	(excluding the rope) kg
	V	W		exhaust	Max load				
02.617.24	24	1000	750	14	8	9 m	41.67	50	8.8

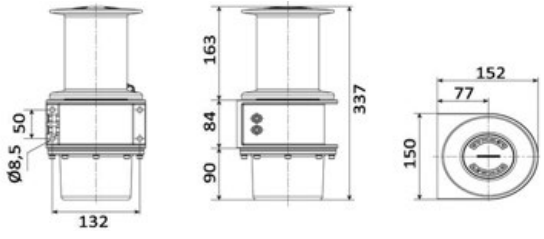

ACHILL TENDER LIFT capstan for tenders

Vertical or horizontal mounting.

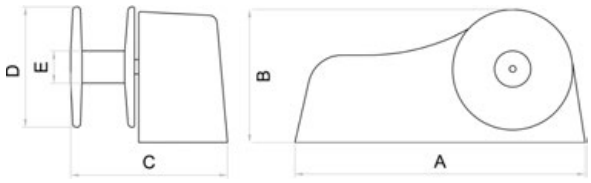

Code	Motor		Max instant pull	Load capacity for lifting kg	Absorption at workload	Max line speed m/min	Max. length of strap m	kg	Optional Strap	mm				
	W	V								A	B	C	D	E
02.618.12	500	12	650	90	60	12	7.5	8.5	**02.090.01; 02.090.02**	360	165	195	150	40
02.618.24	500	24	660	90	32	12	7.5	8.5	**02.090.01; 02.090.02**	360	165	195	150	40
02.619.24	1000	24	1500	250	60	11	10	16	**02.090.01; 02.090.02; 02.090.03**	380	225	297	208	60

Electric winches for boat hauling, service tenders, jet skis or to fit on boat trailers

Technical characteristics:
- Forward, idle and reverse gear.
- Remote control with 5-m cord + cable guide rollers.
- Circuit breakers to prevent motor overloads.
- Dynamic and mechanical brake.
- Weather-resistant case.

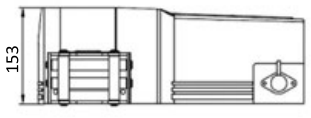

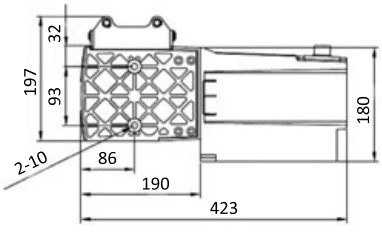

Performance							
Coils on the drum	Pulling power with one coil kg	02.151.11		02.251.11		02.351.11/24	
		Maximum traction	Feed rate/consumption A	Maximum traction	"Advancement speed/ consumption A"	Maximum traction	Feed rate/consumption A
1a	0	1134	05/30	1588	6.5/25	2041	6.5/25-10
2nd	545	975	3.5/80	1340	5/110	1688	5/110-55
3rd	907	855	2.3/150	1159	3.6/200	1440	3.6/210-95
4a	1134	761	1.3/200	1021	3.2/230	1255	3.2/240-110
5a	1361	-	-	913	2.5/260	1112	2.5/270-120
-	1588	-	-	-	1.8/300	-	1.8/290-140
-	1814	-	-	-	-	-	1.4/310-155
-	2041	-	-	-	-	-	0.4/330-170

Code	V	Max. pulling power in kg	Engine W	Current draw A	Galvanized cable	mm	kg
02.151.11	12	1.134	600	30/200	4.8 mm x 15 m	423x153x197	17.5
02.251.11	12	1.588	900	25/300	5.5 mm x 15 m	423x153x197	17.9
02.351.11	12	2.400	1.200	25/330	6.3 mm x 15 m	423x153x197	18.2
02.351.24	24	2.400	1.200	10/170	6.3 mm x 15 m	423x153x197	18.2

Accessories and spares for boat trailers

Traditional rollers

Universal rollers for boat trailers.

Code	Core	Outside	Ø mm	Length mm	Bore Ø mm	Colour
02.003.00	Polypropylene	PVC	80	130	16	black
02.004.00	Polypropylene	PVC	80	220	20	black
02.004.20	Polypropylene	PVC	85	215	20	black
02.007.00	-	PVC	110	76	14.5	black
02.008.00	-	PVC	105	76	14.5	black

Central Keel Roller with plastic core

Universal rollers for boat trailers.

Code	Core	Outside	Ø mm	Length mm	Bore Ø mm	Colour
02.003.02	Polypropylene	PVC	80	130	16	white
02.031.08	PVC	rubber	90	120	14	black
02.029.11	PVC	rubber	155	205	21	black
02.029.12	PVC	rubber	155	205	25	black

Central keel roller with steel core + plastic bushings

Universal rollers for boat trailers.

Code	Description	Outside	Ø mm	Lengthmm	Bore Ø mm	Colour
02.029.01	-	PVC	75	200	17	black
02.029.02	-	PVC	75	200	26	black
02.031.09	-	PVC	75	200	21	black
02.032.09	-	PVC	75	200	21	blue
02.032.49	-	High-resistance polyurethane	75	200	21	orange
02.029.03	-	PVC	81	185	21	black
02.029.23	-	PVC	81	185	21	blue
02.029.43	-	High-resistance polyurethane	81	185	21	orange
02.029.22	Standard: Northern Europe	PVC	93.5	286	21	blue
02.029.42	-	High-resistance polyurethane	93.5	286	21	orange
02.029.41	-	High-resistance polyurethane	93.5	286	26	orange
02.029.20	Standard: Cresci / umbra	PVC	95	200	17	blue
02.029.21	Standard: Cresci / umbra	PVC	95	200	21	blue
02.029.24	Eco roller without steel core	PVC	95	190	25	black
02.029.25	Eco roller without steel core	PVC	95	190	25	blue
02.029.18	Standard: Thule / ellebi / branderup	PVC	110	195	17	blue
02.029.19	Standard: Thule / ellebi / branderup	PVC	110	195	21	blue



Side roller with technopolymer core and polypropylene/rubber composite outer cover

Universal rollers for boat trailers.

Code	Description	Ø mm	Length mm	Bore Ø mm	Colour
02.031.10	Central bushing with spacer flush on the wheel	100	75	15	black
02.031.11	Central bushing with spacer flush on the wheel	100	75	15	blue
02.031.06	Central bushing with spacer flush on the wheel	100	75	15	orange
02.029.05	Central bushing with spacer flush on the wheel	120	75	17	black
02.029.07	Bushing without spacer	120	75	15	black
02.029.06	Bushing without spacer	120	75	15	blue
02.029.04	Bushing without spacer	120	75	15	orange
02.029.13	Bushing without spacer	120	75	18.5	black
02.029.14	Bushing without spacer	120	75	18.5	blue
02.029.08	Bushing without spacer	120	75	17	black
02.029.09	Swinging version	120	75	18.5	black
02.029.15	Swinging version	120	75	18.5	blue
02.029.10	Elevated load	135	75	22	blue
02.029.26 New	Side roller	140	80	21	black
02.029.27 New	Side roller	104	80	21	black

Small spare rollers for helm

Code	Core	Outside	Ø mm	Length mm	Bore Ø mm	Colour
02.006.00	Polypropylene	PVC	175	60	20	black
02.006.01	Polypropylene	PVC	150	60	20	black

Wheels with technopolymer core and rubber exterior

Code	Description	Ø mm	Height mm	Bore Ø mm	Colour
02.029.44	Wheel	195	70	20.5	black
02.029.46	Wheel	250	70	20.5	black
02.029.47 New	Wheel with enlarged technopolymer part and lowered rubber coating	250	70	20.5	black

02.029.47

02.029.44

New Conical side roller in plastic

Code	A mm	B mm	C mm	Bore Ø mm	Colour
02.029.48	77.26	126	50.97	21	black

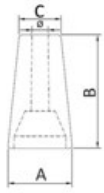

Dodger for mudguards

Made of flexible polyethylene.

Code	E mm	H mm	L mm	For mudguard width mm
02.005.01	4	230	200	160/180
02.005.02	6	230	200	200

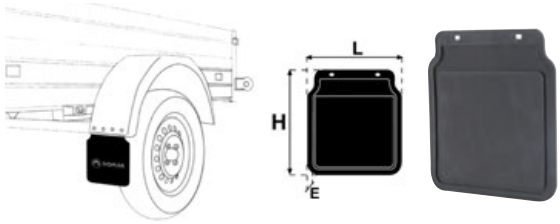

Rubber sheath

For bow support chafe protection

Code	Description	⟷ mm
02.001.00	Sheath for bow support	150x50x5
02.009.00	Saddle	300x100
02.009.20	Longitudinal saddle, it can be cut on request.	500x60x20

Side rollers with bracket

For 40-mm tubes. Fitted with stop device that prevents the rollers to move to a vertical position when the trailer is unloaded.

Code	Material	Bracket with rollers	Rollers mm	Roller colour
02.031.48	Stamped sheet metal	Fixed	120x75	black
02.031.49	Stamped sheet metal	Fixed	120x75	blue
02.031.51	Stamped sheet metal	swinging	120x75	black
02.031.52	Stamped sheet metal	swinging	120x75	blue

Bow stop

Rubber support for bow rest

Code	Material	Hole mm	Opening angle	Colour	⟷ mm
02.029.80	Polypropylene/rubber	13	75°	blue	105x67x124
02.029.81	Polyurethane	13	120°	orange	150x67x89

02.029.81


02.029.80

Central roller

With adjustable brackets.

Code	Type	Centre distance mm	Spare roller
02.033.60	small	60	02.031.08
02.033.70	small	70	02.031.08

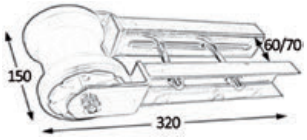

02.031.08

02.033.60/70



Keel central roller

Fixed central roller, double tube.

Code	Type	Tube section mm	A mm	B mm	C mm	D mm	Spare roller
02.030.12	small	40x40	340	300	150	180	**02.031.08**
02.030.14	Large	30x30	330	300	210	245	**02.031.09; 02.029.11**
02.030.16	Large	40x40	330	300	210	245	**02.031.09; 02.029.11**

Keel central roller, fixed version

Keel central roller, fixed version

Code	Type	Tube section mm	⟷ roller mm	Roller bore mm	Spare roller
02.030.01	small	30x30	120x75	14	**02.031.08**
02.030.03	small	40x40	120x75	14	**02.031.08**
02.030.05	Large	30x30	200x75	21	**02.031.09; 02.029.01**
02.030.07	Large	40x40	200x75	21	**02.031.09; 02.029.01**

ELLEBI central roller

With U brackets for mounting.

Code	Type	Spare roller
02.040.75	with bracket	**02.031.09; 02.029.11**

Keel central roller

Small version with adjustable radiate support

Code	For square tube mm	Spare roller
02.031.14	70x70	**02.031.08**
02.031.13	80x80	**02.031.08**
02.040.56	100x100	**02.031.08**



Brackets with rear keel roller

Rear keel roller fitted with U brackets for mounting.
For 50/70-mm centre distances order U-bracket 02.040.85/87

Code	Type	Adjustable brackets mm	Spare roller
02.040.69	Double/swinging	60	**02.031.09; 02.029.11**
02.040.71	Single	60	**02.031.09; 02.029.11**



Central roller

Extra-large version with U bracket.
For 50/70-mm centre distances order U-bracket 02.040.85/87

Code	Type	Adjustable brackets mm	Spare roller
02.040.72	Double / swinging	60	**02.029.19**
02.040.73	Single	60	**02.029.19**

U-bracket

For fixed or swinging central roller mounting.

Code	For pipe size mm	A mm	B mm
02.040.84	30	48	116
02.040.85	50	68	80
02.040.86	70	80	105
02.040.87	60	78	90

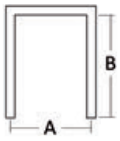

Mounting bracket for roller

Fitted with counter plate for mounting.

Code	Direction	For roller
02.040.78	Right	**02.031.16**
02.040.79	Left	**02.031.16**

Universal bow stop

Fitted with U bolt and chafe protections

Code	Height cm	Fitted with rubber
02.040.37	50	**02.001.00**

Bow stop

Heavy adjustable version.

Code	Model	Length mm
02.057.07	Universal	645

Pull safety strap

Pull strap for boat trailers fitted with hooks. Top quality.

Code	Ø mm	Length mm
02.057.13	3	950

Swinging side roller

Code	Version	Square tube mm	No. of rollers	Roller Ø mm	Colour	Spare roller
02.031.16	straight	30	2	100	black	**02.031.10**
02.031.22	Double bracket, fixed roller	40	2	120	black	**02.029.13; 02.029.14**
02.031.23	Double bracket, swinging roller	40	2	120	black	**02.029.09; 02.029.15**
02.031.17	straight	40	2	100	black	**02.031.10**
02.031.18	Raised	40	2	100	black	**02.031.10**
02.031.15	straight	40	4	100	black	**02.031.10**
02.031.20	Raised	40	4	100	black	**02.031.10**
02.031.25	Raised	40	6	100	black	**02.031.10**
02.031.30	Raised	40	8	100	black	**02.031.10**
02.031.35	straight	30	2	120	black	**02.029.09**
02.031.36	straight	40	2	120	black	**02.029.09**
02.031.37	Raised	40	2	120	black	**02.029.09**
02.031.40	straight	40	4	120	black	**02.029.09**
02.031.45	Raised	40	4	120	black	**02.029.09**

New Side rollers with butterfly bracket

Code	Version	Description	Roller section mm
02.031.70	Fixed roller	Bracket in extruded profile 20 mm and shaped for heavy loads	120x75
02.031.71	Oscillating roller	Bracket in extruded profile 20 mm and shaped for heavy loads	120x75

Swinging central roller

For boat trailers. Cut tube version.

Code	Type	Tube section mm	C mm	Spare roller
02.030.30	Large	30x30	222	**02.031.09; 02.029.11**
02.030.32	Large	40x40	222	**02.031.09; 02.029.11**



Accessories for central rollers

Code	Description	Matching rollers
02.029.56	Bracket with 40x40-mm tube	**02.031.09; 02.029.19; 02.029.01; 02.029.18**
02.029.57	Pair of 100x100-mm multiple bore brackets	**02.031.09; 02.029.19; 02.029.01; 02.029.18**
02.029.58	Pair of 250-mm multiple bore angle plates	**02.031.09; 02.029.19; 02.029.01; 02.029.18**
02.029.59	30x30x300 (length)-mm tube for central rollers	**02.031.09; 02.029.19; 02.029.01; 02.029.18**
02.029.60	40x40x300 (length)-mm tube	**02.031.09; 02.029.19; 02.029.01; 02.029.18**
02.029.61	Plate for swinging rollers	**02.031.09; 02.029.19; 02.029.01; 02.029.18**
02.029.67	20-mm Ø pin - 210-mm long	**02.031.09; 02.032.09; 02.032.49; 02.029.03; 02.029.23; 02.029.43; 02.029.21; 02.029.19**
02.029.68	16-mm Ø pin - 208-mm long	**02.029.01; 02.029.18; 02.029.20**



Bracket for 120-mm Ø side roller

Butterfly bracket.



Code	Bracket	for pipe Ø mm	Roller to be installed
02.029.30	straight	30	**02.029.07**
02.029.31	straight	40	**02.029.07**
02.029.32	Raised	30	**02.029.07**
02.029.33	Raised	40	**02.029.07**
02.029.36	4 raised rollers	40	**02.029.07**

Locking bracket for tube

For side rollers, fitted with tightening bolts.

Code	⟷ square hole mm	For tube frame mm	For roller
02.040.82	30	50x50	**02.031.16**
02.040.81	30	60x60	**02.031.16**
02.040.80	40	60x60	**02.031.15; 02.031.17; 02.031.18**
02.040.83	40	70x70	**-**

Tube for rollers

For box section side rollers.

Code	Frame mm	Length mm
02.029.50	30x30	350
02.029.51	40x40	400

Tightening nut not included

Reinforced rubber support

For boat trailers with articulated bracket.



Code	A mm	H mm	L mm
02.029.52	500	50	60

Caster

Front rest caster.

Code	Type	Static load kg	Pipe Ø mm	⟷ wheel mm
02.016.51	Adjustable in height	75	35	150x60
02.014.57	Adjustable in height	150	48	200x50
02.016.52	Adjustable in height	400	60	255x80
02.014.56	Fixed	-	35	150x40

New Heavy jockey wheel with automatic tilting

Castor with fixing bracket

Code	Tube Ø mm	Wheel diameter in mm	Static load kg
02.016.54	60	200x55	500

Caster support

Fixed or adjustable version

Code	Pipe Ø mm	For wheel	Mounting
02.014.58	35 fixed	**02.014.56**	Welding/screwing
02.020.34	35 adjustable	**02.016.51**	Welding/screwing
02.014.59	48 adjustable	**02.014.57**	Welding/screwing
02.014.55	60 adjustable	**02.016.52**	Screwing





Tow ball

Code	Version
02.011.01	Type-approved

Towbar

Code	Version
02.011.02	Square

Hook locking device

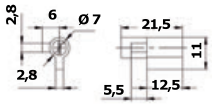

Code	Version
02.010.80	Universal

Anti-theft device for trailers

To be applied on the ball joint when the boat trailer is not coupled.

Code	Version
02.010.81	Universal

Anti-theft device for trailers

To be used on both hooked and unhooked trailers.

Code	Version
02.057.16	Universal

Type-approved tow hook

Universal ball joint for whatever boat trailer. Available in all sizes.

Code	for pipe Ø mm	For loads up to kg
02.010.74	Round 35	750
02.010.75	Round 50	750
02.010.76	Square 50	750
02.010.77	Square 60	750
02.010.63	Round 35 to 50 cm (adjustable)	1300
02.010.64	Round 35	1300
02.010.65	Round 50	1300
02.010.66	Square 50	1300
02.010.67	Square 60	1300
02.010.68	Round 35 to 50 cm (adjustable)	2000

Type-approved tow hook for extra-large boat trailers

Universal type, fitted with adapters.

Code	for pipe Ø mm	For loads up to kg
02.010.72	35/40/50	3000

Rubber bellows for tow hook

For bumpers type 30S - 60S - 90S.

Code	Version
02.010.70	Universal

Spare wheel support

Made of nylon, 12-mm bolt.

Code	Ø mm
02.010.85	87

Mudguard for boat trailer wheels

Rounded of flat top.

Code		Material	⟷ L mm	H mm	S mm	For wheels
02.012.01		Galvanized steel	680	380	185	13" / 14"
02.012.02		MOPLEN	550	170	160	8"
02.012.03		MOPLEN	610	240	180	10"
02.012.08	New	MOPLEN	680	320	180	12"/13"
02.012.09*	New	MOPLEN	680	320	180	12"/13"
02.012.07		MOPLEN	770	330	210	13" / 14"

* *Already with standardized side holes*

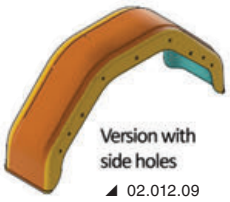

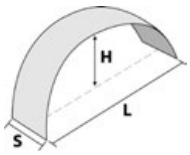



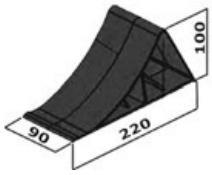

Safety chock

Designed to block boat trailer wheels. Fitted with snap support for mounting on the boat trailer chassis.

Code	Material	⟷ mm
02.010.90	Plastic	220x100x90

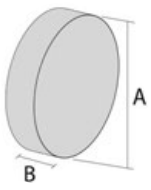

Tyres for high-speed boat trailers

Approved up to 140 Km/h. Rim with channel profile in stamped sheet, epoxy anti-rust coating. Central hub with standard attachment.

Code	Section	A mm	B mm	No of plies	Wheel joint		kg
					For	Boring	
02.013.02	4/8"	410	107	6	Fiat	4	295
02.013.06	4/10"	470	115	6	Fiat	4	360
02.013.07	4.5/10"	490	126	6	Fiat	4	390
02.013.09	145/10"	490	137	6	Fiat	4	400

Brake kit for boat trailers

The kit includes: 4 x brake blocks + springs + adjuster pivots. A single kit is enough to replace the blocks on both brakes of the trailer axle.

Code	Brakes kit		OEM	⟷ mm
	brand	Model		
02.035.02	AL-KO	1635-1636-1637	1213888	160X35
02.035.03	AL-KO	2035	1220328	200X35
02.035.04	AL-KO	2050-2051	1213889	200X35
02.035.05	AL-KO	2360-2361	1213890	230X60
02.035.06	BPW	S-2005-7 RASK	-	200x50
02.035.09	KNOTT	16-1365	-	160X35
02.035.11	KNOTT	20-2425/1	-	200x50

AL-KO brake cables

For brake control of the boat trailer axles. Fitted with sheave and headed cable.

Code	Type	Models for brakes	Length mm
02.035.32	A	SB-SR-1635	920 - 1145
02.035.33	A	SB-SR-1635	1040 - 1265
02.035.34	A	SB-SR-1635	1160 - 1385
02.035.35	A	SB-SR-1635	1340 - 1565
02.035.36	A	SB-SR-1635	1460 - 1685
02.035.40	140/B	1625-1637-2051 and 1637 - 2051 - 2361 Europlus version	800 - 1020
02.035.41	140/B	1625-1637-2051 and 1637 - 2051 - 2361 Europlus version	1040 - 1260
02.035.42	140/B	1625-1637-2051 and 1637 - 2051 - 2361 Europlus version	1220 - 1440
02.035.53	B	Compact 1637 - 2051Aa/2051Ab	890 - 1086
02.035.54	B	Compact 1637 - 2051Aa/2051Ab	1020 - 1216
02.035.55	B	Compact 1637 - 2051Aa/2051Ab	1130 - 1326
02.035.56	B	Compact 1637 - 2051Aa/2051Ab	1320 - 1516

Type A



Type B

Type 140/B

Adjustable telescopic support

It matches rests 02.029.52 as well as rollers and brackets 02.029.xx and 02.031.xx.

Code	Outer tube mm	Inner tube mm	Plate mm
02.031.60	50x50x250	40x40x250	180x120

02.031.60 application

New LED rear fog light with cable

Code	V
02.021.27	12

New Repulsion shock absorbers

Compatible, non-original products.

Code	Original reference	Use for
02.035.70	366340	Al-ko 101VB, 90s 1 2 3
02.035.71	370589	Al-ko 251S
02.035.72	21726604	Al-ko 2.8VB

02.035.72 02.035.71 02.035.70

New Shock absorber

Compatible product, not original.

Code	A mm	B mm	Original reference	Use for
02.035.75	260	410	282259	Al-ko 1550 kg single axle, 3000 kg tandem axle

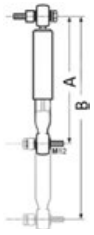

New Side marker lights in LED with rubber body

Code	Function	Version	V	Cable m	A_ mm	B_mm	C_mm	D_mm	E_mm	F_mm
02.022.24	Red, orange, white light	Left	12/36	0.37	48 +/- 0.3	177.8 +/- 0.5	105 +/- 0.5	39 +/- 0.2	36 +/- 0.2	350 +/- 10
02.022.25	Red, orange, white light	Right	12/36	0.37	48 +/- 0.3	177.8 +/- 0.5	105 +/- 0.5	39 +/- 0.2	36 +/- 0.2	350 +/- 10
02.022.26	Red, orange, white light	Flat base	12/24	-	48 +/- 0.3	100 +/- 0.5	105 +/- 0.5	39 +/- 0.2	36 +/- 0.2	350 +/- 10

02.022.26

02.022.24/25

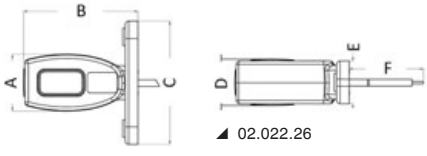

02.022.26

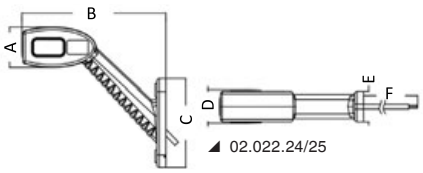

02.022.24/25

Accessories and electrical parts for boat trailers

02.021.01

02.021.02

02.021.06

02.021.05

Rear light

Rear position lights for trailers

Code	Description	Function	Bulbs (not supplied)	⟷ mm
02.021.01	RIGHT rear light	**N.3**: Position / Stop / Direction	**3** (2 x 21W BA15S bulbs + 1 x 5W BA15S bulb)	160x70x70
02.021.02	LEFT rear light	**N.4**: Side / Stop / Direction / Plate	**3** (2 x 21W BA15S bulbs + 1 x 5W BA15S bulb)	160x70x70
02.021.05	RIGHT rear light	**N.3**: Position / Stop / Direction	**2** (1 x 21W BA15S bulb + 1 x 5-21W BAY15D bulb)	10x10x5
02.021.06	LEFT rear light	**N.4**: Side / Stop / Direction / Plate	**2** (1 x 21W BA15S bulb + 1 x 5-21W BAY15D bulb)	10x10x5

02.021.41

02.021.40

02.021.43

02.021.42

LED position lights for ELLEBÌ trailers

LED White or orange side reflector.

Code	V	Description	⟷ mm
02.021.40	12/24	Front white light	70x50x30
02.021.41	12/24	Front white light with bracket	140x65x55
02.021.42	12/24	Front white light with bracket	100x65x60
02.021.43	12/24	Front white light with bracket	100x50x40
02.021.50	12/24	Side orange light	70x50x30
02.021.51	12/24	Side orange light with bracket	100x65x60
02.021.52	12/24	Side orange light with bracket	100x50x40

02.021.50

02.021.51

02.021.52

Tail lights for ELLEBÌ boat trailers

Code	Description	Function	Bulbs (not supplied)	⟷ mm
02.021.08	RIGHT rear light	**N.5**: Side / Stop / Direction / Rear fog / Plate	**4** (2 x 21W BA15S bulbs + 1 x 5-21W BAY15D bulb + 1 x 5W BA15S bulb)	190x100
02.021.09	LEFT rear light	**N.5**: Side / Stop / Direction / Rear fog / Plate	**4** (2 x 21W BA15S bulbs + 1 x 5-21W BAY15D bulb + 1 x 5W BA15S bulb)	190x100
02.021.10	RIGHT rear light	**N.5**: Side / Stop / Direction / Rear fog / Plate	**4** (3 x 21W BA15S bulbs + 1 x 5-21W BAY15D bulb)	218x140
02.021.11	LEFT rear light	**N.5**: Side / Stop / Direction / Rear fog / Plate	**4** (3 x 21W BA15S bulbs + 1 x 5-21W BAY15D bulb)	218x140
02.021.12	RIGHT rear light	**N.4**: Side / Stop / Direction / Rear fog	**4** (3 x 21W BA15S bulbs + 1 x 5-21W BAY15D bulb)	218x140
02.021.13	LEFT rear light	**N.4**: Side / Stop / Direction / Rear fog	**4** (3 x 21W BA15S bulbs + 1 x 5-21W BAY15D bulb)	218x140
02.021.14	RIGHT rear light	**N.5**: Side / Stop / Direction / Plate / Reverse	**4** (3 x 21W BA15S bulbs + 1 x 5-21W BAY15D bulb)	218x140
02.021.30*	RIGHT-LEFT rear light	**N.3**: Position / Stop / Direction	-	152x86
02.021.31**	RIGHT rear light	**N.4**: Side / Stop / Direction / Plate	-	195x86
02.021.32***	LEFT rear light	**N.4**: Side / Stop / Direction / Plate	-	195x86
02.021.35	Plate white light	-	-	30x80x34

* *OEM 297510009*
** *OEM 297701005*
*** *OEM 297701006*

02.021.08

02.021.09

02.021.11/13

02.021.10/12/14


02.021.30

02.021.31/32

02.021.35

LED rear lights with triangular reflector and 7 functions

It is equipped with 7 functions: position, stop, direction, rear fog, reverse, side light, licence plate light.

Code	V	Version	⟷ mm
02.021.20	12	Right	225x150x50
02.021.21	12	Left	225x150x50

New LED rear lights with triangular reflector and 6 functions

Equipped with an integrated resistance system that makes all LED lights compatible with the latest cars with advanced electronics.
It is equipped with 6 functions: position, stop, indicator, rear fog, reverse, reflector.
It consists of a set of connections: collar, connector, terminals.

Code	V	Version	⟷ mm
02.022.30	12/24	Right	250x130
02.022.31	12/24	Left	250x130

LED rear light

For universal registration plate.

Code	V	Description	⟷ mm
02.021.36	12/24	LED license plate light	58.5x100x58.5
02.021.37 New	12/24	LED license plate light waterproof	79x38.6x37.8

Dynamic LED rear light

4 functions, dynamic turn light.

Code	V	Description	Function	⟷ mm
02.021.28	12/24	Right light	Position, Stop, Plate, DYNAMIC turn (inner-to-outer flashing)	110x105x40
02.021.29	12/24	Left light	Position, Stop, Plate, DYNAMIC turn (inner-to-outer flashing)	110x105x40

◢ 02.021.28

◢ 02.021.29

Clearance light

Universal type.

Code	Description	⟷ mm	Colorus
02.022.01	Side clearance light, flat base	90x40x40	White/Red
02.022.02	Side clearance light, rubber base	120x45x50	White/Red
02.022.03	Side clearance light	65x65x40	white
02.022.04	Side clearance light, rubber base	120x65x50	white
02.022.05	Side clearance light	112x40x25	Orange reflector
02.022.06	Clearance light support	107x61x21	–
02.022.07	Side light	65x65x40	Orange reflector



◢ 02.022.07

◢ 02.022.06



◢ 02.022.05

◢ 02.022.04

◢ 02.022.02

◢ 02.022.01

◢ 02.022.03

LED rear light

For several functions, universal type.

Code	V	Description	Function	⟷ mm
02.022.09	12/24	45° side light	**1** = White/red side	180x160x55
02.022.10	12/24	90° side light	**1** = White/red side	170x160x55
02.022.12	12	RIGHT/LEFT 4-mode rear light	**4** = Side / Stop / Direction / Plate	105x95x35

◢ 02.022.12

◢ 02.022.10

◢ 02.022.09



New Side position lights with LED

Position lights for universal use, complete with fixing bracket.

Code	V	Description	⟷ mm	Colour	hole spacing mm
02.022.20	12/24	Front Lateral Light	110x42x9	White reflector	74
02.022.21	12/24	Rear side light	110x42x9	Orange reflector	74

◢ 02.023.12

Rear light kit

7.50-m 5-pole central cable. 2.50-m light-to-light cable.

Code	V	Type	⟷ mm
02.023.10	12	Screw mounting	100x96x50
02.023.11	12	Magnetic mounting	100x96x50
02.023.12	12	Magnetic mounting + reflecting triangles	235x155x65

◢ 02.023.10

◢ 02.023.11

Rear bar with lights

7.50-m 5-pole central cable.

Code	V	Description
02.023.14	12	110/190-cm adjustable bar

Rear plastic bar with lights

5-m 5-pole central cable.

Code	V	Description
02.023.15	12	120-cm plastic bar

Rear bar with dynamic LED lights

Central cable: 7 metres, 5 poles. **Dynamic LED** lights: all-round, stop, plate lights and **dynamic** turn signal tail lights (light sliding outwards). Retro-reflective triangle.

Code	V	Description
02.023.17	12	110/190-cm adjustable bar

◢ 02.023.22

◢ 02.023.23

LED light kit

Central cable: 7.5 m to 5 poles, cable from lamp to lamp 2.5 m and reflective triangles.

Code	V	Type	Fixing	Reflecting triangles	Plug poles
02.023.22	12/24	Position - stop - turn - plate light	Magnetic	Yes	7
02.023.23	12/24	Position - stop - plate - **dynamic turn** with inner-to-outer flashing	Magnetic	Yes	7

Kit of wireless independent LED lights

Power supply through built-in rechargeable batteries. Magnetic mounting with an operating range of 30 m. IP65 protection rating

Code	Type	Function	⟷ mm
02.023.24	Magnetic mounting	Position, Stop, **Dynamic turn** (inner-to-outer flashing), Plate, Triangles	110x110x37

Extension cable for boat trailer

For electronic signal transfer from the towing vehicle to the boat trailer. European connection. Waterproof and sturdy.

Code	V	Version	Length m
02.024.01	12	7-pole socket + 7-pole plug	5
02.024.02	12	7-pole socket + 7-pole plug	7
02.024.03	12	7-pole socket + 7-pole plug	10
02.024.05	12	2 x 7-pole plugs	8
02.024.06	12	2 x 7-pole plugs	7
02.024.07	12	2 x 7-pole plugs	10
02.024.08	12	2 x 13-pole plugs	5
02.024.09	12	2 x 13-pole plugs	7
02.024.10	12	2 x 13-pole plugs	10

◢ 02.024.01/02/03

◢ 02.024.08/09/10

◢ 02.024.05/06/07

Reflectors

Round or triangular. High visibility.

Code	Model	Version	⟷ mm
02.023.30	Orange retroreflector	Central hole	60
02.023.31	White reflector	Central hole	60
02.023.32	Adhesive orange reflector	Sticker	60
02.023.33	Adhesive white reflector	Sticker	60
02.023.36	Triangular reflector	Screws	70 (bore centre distance)

◢ 02.023.30

◢ 02.023.31

◢ 02.023.32

◢ 02.023.33

◢ 02.023.36

Type-approved speed disc

Self-adhesive fastening. 200-mm diameter.

Code	Description	Ø mm
02.023.40	Speed 70	200
02.023.41	Speed 80	200

◢ 02.023.40

◢ 02.023.41

Speed disc support

Made of flexible plastic, universal model.

Code	⟷ mm
02.023.50	300x200

Plugs and sockets for boat trailers

7-pin plug and socket

◢ 14.190.00

◢ 14.190.01

◢ 14.190.02

Type-approved for towing. Made of **black ABS and chromed brass internal parts**. Long lasting and rust-proof model.

Code	Description	Material	V
14.190.00	Socket and plug	Plastic	12
14.190.01	Socket	Plastic	12
14.190.02	plug	Plastic	12
14.190.03 New	Plug with screw contacts	Metal	12
14.190.04 New	Socket with screw terminals	Metal	12

13-pole plug

Made of **black ABS** with **chromed brass** parts. To be coupled with socket 14.191.01.

Code	V	For trailers
14.191.02	12	ISO 11446

13-pole socket

Made of **black ABS** with **chromed brass** parts.

Code	V	For trailers
14.191.01	12	ISO 11446

Electrical adapter for boat trailers

◢ 14.190.50

◢ 14.190.51

Made of **black ABS** with **chromed brass** parts.

Code	Description
14.190.50	Adapter for plugging 7-pole plug to 13-pole socket
14.190.51	Adapter for plugging 13-pole plug to 7-pole socket

New LED adapter for 13-pin socket

Code **14.190.11**

Equipped internally with a resistor that allows for the simulation of load and prevents errors.

New Gaskets for sockets and plugs

◢ 14.190.21

◢ 14.190.20

Code	Description	V
14.190.20	Gasket for 7-pin socket	12
14.190.21	Seal for 13-pin socket	12

Cables

Cables made of AISI 316 stainless steel

AISI 316

Preformed and polished, in coils of 100 m.
Product of the highest guarantee and quality.

mm	19-strand cable			49-wire cable			133-strand cable		
		Breaking load kg	Weight kg / 100m		Breaking load kg	Weight kg / 100m		Breaking load kg	Weight kg / 100m
1.5	**03.171.15**	160	1.3	**03.178.15**	150	1.5	**03.172.15**	146	1
2	**03.171.20**	300	2.2	**03.178.20**	250	2.4	**03.172.20**	230	1.8
2.5	**03.171.25**	480	3.5	**03.178.25**	380	2.35	**03.172.25**	340	2.8
3	**03.171.30**	690	4.9	**03.178.30**	530	4	**03.172.30**	500	4.4
4	**03.171.35**	1200	9.9	**03.178.40**	1000	7.1	**03.172.40**	920	6.9
5	**03.171.40**	1900	13.7	**01.178.50**	1550	11	**03.172.50**	1400	11
6	**03.171.50**	2700	18.6	**03.178.60**	2200	15	**03.172.60**	1920	15
7	**03.171.60**	4000	19.9	**-**	-	-	**03.172.70**	2800	21.3
8	**03.171.70**	4200	34	**03.178.80**	3900	28	**03.172.80**	3650	27.1
10	**03.171.80**	7600	58.7	**-**	-	-	**03.172.10**	5800	37.3
12	**03.171.10**	10000	103	**-**	-	-	**-**	-	-

◢ 03.171.xx

◢ 03.178.xx

◢ 03.172.xx

OSCULATI

◢ 03.171.10

◢ 03.172.10

◢ 03.178.15

PARAFIL cable

Composed of continuous Terylene yarn, coated with a **white** alkathene sheath.
The Parafil cable has a strength close to that of steel, with the advantage of being lighter, highly insulating, and maintenance-free.
Ideal for guardrails.

Code	Ø mm	Breaking load kg	Weight g/m	Coil m
03.182.07	7	510	37	100
03.182.09	9	1015	55	100

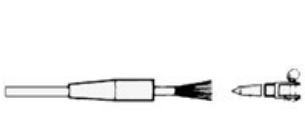

Cables made of AISI 316 stainless steel coated with white PVC

AISI 316

Polished and preformed

Code	Coil m	Training	Ideal to make	Cable Ø mm	Outer Ø with PVC mm
03.180.06	100	Flexible 7x7 (49 wires)	Guardrails and handrails	3	6
03.180.08	100	Flexible 7x7 (49 wires)	Guardrails and handrails	4	8
03.181.04	100	1x19 wires	Protected riggings, guardrails and handrails	2.5	4
03.181.06	100	1x19 wires	Protected riggings, guardrails and handrails	3	6
03.181.07	100	1x19 wires	Protected riggings, guardrails and handrails	4	8

Sheaves and springs

Sheave

Code	Version	Pulley		Body
		size mm	in	
03.300.00	fixed with 3-hole base	50	Nylon	Brass
03.301.00	movable with bridge	50	Nylon	Brass
03.302.00	double joint with bridge	50	Nylon	Brass

Spring for steering systems



Code	Description
03.190.00	Made of high resistant **stainless steel** 18/8.

Sheave for steering system

Code	Description
03.305.01	Fitted with rotating spring shackle, made of **chromed brass** and 50 mm nylon pulley.

Sheave for cockpit rope exit

Code	Description
03.307.00	Made of **chromed brass**, fitted with 60 mm nylon pulley.

Collars, boots, bellows, and receptacles

Cable fairlead made of polypropylene

For electrical cables and steering gears.

Code	Inside Ø mm	External Ø mm	Plastic color
03.408.00BI	60	90	white
03.408.00NE	60	90	Black

Bellows for cable protection, made of plastic

It comes with two ties. It protects the cables and makes them watertight.

Code	Ø mm	Length mm	Colour
03.150.80	38	190	Black

OSCULATI

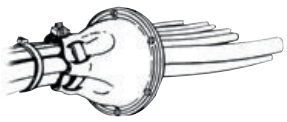

Fairlead cradle, conic, made of PVC

Includes mounting ring nut and **nylon** cable tightening clamp.

Code	Inside Ø mm	External Ø mm	Overhang mm	Colour	ORDER BY BOX
03.407.00	70	105	74	white	5
03.407.01	70	105	74	Black	5

Fairlead ring nut and washer, made of PVC

Mirror polished **AISI 316 stainless steel** ring nut.
Gasket not included, available separately.

Code	Seal		Inside Ø mm	External Ø mm	ORDER BY BOX
	white	black			
03.410.01	**03.420.70**	**03.420.72**	48	75	10
03.410.02	**03.420.90**	**03.420.92**	58	90	10

Fairlead ring nut 03.410.02 with bellows

Mirror polished stainless steel ring nut, rubber DUTRAL bellows, anti-saline and watertight.

Code	Inside Ø mm	External Ø mm	Colour
03.410.00	58	90	Black
03.411.00	58	90	grey

Bellows made of rubber

Large hole, for steering gears and electrical cables. With black ABS ring nut.

Code	Depth mm	Base Ø mm	Bore Ø mm
03.409.01	83	140	16

Bellows for remote control cables, made of rubber

For the steering gear control box cables. With black ABS ring nut

Code	Depth mm	Base Ø mm	Bore Ø mm
03.150.78	47	78	4

Fairlead bellows made of Dutral anti-saline rubber

It can be **pressure mounted** onto the bulkhead of the cockpit with a special built-in flange; it does not require ring nuts or screws; the terminal is made ready for cutting.

white	grey	Black	A mm	B mm	C mm	D mm	E mm	Possible cuts
03.413.02	**03.413.01**	**03.413.00**	75	74	42	3/5	9/15	2
03.412.02	**03.412.01**	**03.412.00**	105	100	70	3/5	10/20	2
-	-	**03.414.00**	175	110	80	3/5	10/30	4

◢ 03.412.02/03.413.02

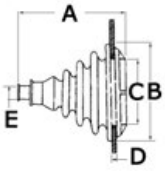

◢ 03.414.00

◢ 03.412.00/03.413.00

◢ 03.412.01/03.413.01

ABS cable ring gland with rubber bellows

Rubber bellows in saline-resistant, watertight "Dutral", suitable for passing steering cables, petrol pipes and remote control cables.

Code	External Ø mm	Depth mm	Passage mm	ABS color	Bore Ø mm
03.409.00	88	70	54	Black	13

Openable fairlead bellows

Cut longitudinally, with 2 overlapping lips. It can be mounted without taking off the cables. Made of soft EVA.

Code	A mm	B mm	C mm	E mm
03.415.01	85	107	80	9/14
03.415.02	120	135	100	10/18

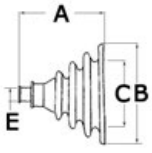

Rubber cable grommet support

OSCULATI

Elastic with movable flaps to be fixed to a bulkhead. Can also be used as a holder for fishing rods. In white.

Code		Inside Ø mm	External Ø mm	Colour
41.668.00		10/50	70	white
41.668.01	New	10/50	70	Black
41.668.50		15/75	100	white

◢ 41.668.50

◢ 41.668.00

◢ 41.668.00

Splicing hardware

OSCULATI

Clamps for rope splicing

Made of **plastic composite** material. Lightweight, rust-proof and reliable, easy to make slipknots and splicing with rope thimbles. Suitable for stranded wires or 3-ply ropes.

Code	Compact line mm	Soft line mm	Colour	ORDER BY BOX
04.179.05	5	6	white	2
04.179.08	6	7	white	2
04.179.10	8	10	white	2
04.179.12	10	12	white	2
04.179.16	12	14	white	2

U-bolt clamps

AISI 316

Made of **polished AISI 316 stainless steel**.

Code	For cables mm	Thread	ORDER BY BOX
04.180.00	1.5/2	M3	10
04.180.01	2/3	M3	10
04.181.01	3/4	M4	10
04.181.02	4/5	M5	10
04.181.03	6	M5	10
04.181.04	7/8	M6	10

Code	For cables mm	Thread	ORDER BY BOX
04.181.05	9/10	M8	5
04.181.06	11/12	M10	5
04.181.07	13/14	M10	-
04.181.08	15/16	M10	-
04.181.10	19/21	M12	-

◢ 04.512.xx

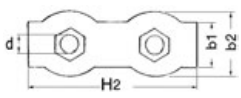

◢ 04.512.xx

◢ 04.513.xx

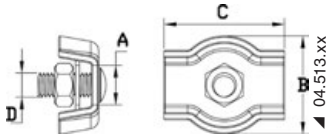

◢ 04.513.xx

Stainless steel clamps

Suitable for bare or plastic-coated cables.

Code	Version	b1 mm	b2 mm	D mm	H2 mm	A mm	B mm	C mm	D	For cables mm
04.512.03	Double	6	14	M4	38	-	-	-	-	3
04.512.04	Double	8	17	M5	43	-	-	-	-	4
04.512.05	Double	10	20	M5	51	-	-	-	-	5
04.512.06	Double	12	24	M6	63	-	-	-	-	6
04.512.08	Double	17	31	M8	78	-	-	-	-	8
04.513.02	simple	-	-	-	-	4.3	11	15	M4	2
04.513.03	simple	-	-	-	-	6	14	18	M4	3
04.513.04	simple	-	-	-	-	8.5	16.5	20	M5	4
04.513.05	simple	-	-	-	-	11	20	25	M5	5

AISI 304 stainless steel clamp

Suitable for bare or plastic-coated cables; very sturdy and functional.

Code	For cables mm	⟷ mm
04.184.00	2/6	30x23x10

Stainless steel clamps

Suitable to fasten flags onto the rigging and to be used as hooking points.

Code	Material	For cables mm
04.181.20	Stainless steel	3/6

Splicing sleeves made of aluminium

To be used with its dedicated pliers to create eye terminals on wire cables.

Code	Cable Ø mm
04.566.02	2
04.566.25	2.5
04.566.03	3

Code	Cable Ø mm
04.566.04	4
04.566.05	5
04.566.06	6

Code	Cable Ø mm
04.566.08	8

Sleeve for lead sheathing in galvanized copper

To be used with its dedicated pliers to create eye terminals on wire cables.

Code	Cable Ø mm	ORDER BY BOX
04.569.02	2	10
04.569.25	2.5	10
04.569.03	3	10
04.569.04	4	10

Code	Cable Ø mm	ORDER BY BOX
04.569.05	5	10
04.569.06	6	10
04.569.08	8	10
04.569.10	10	10

Splicing pliers

Special steel high frequency hardened jaws; rubber handles; sleeve press micrometrical adjustment.

Code	Length mm	Fitted with	For cables mm
04.564.00	600	cable cutter up to 6 mm	1.5/2/2.5/3/4/5
04.564.01	760	-	4/6/8

Splicing pliers, key version

Uses sleeves model 04.566.xx and 04.569.xx; ideal for boat competitors due to its small size and its easy handling.

Code	Model	For cables mm
04.568.00	Universal	1.5/2/2.5/3/4/5/6*

* *6 mm only aluminium*



Cable cutters, shroud cutters and tensometers

FELCO cable cutters

Suitable for cutting steel cables and rods; ideal as work tools in the shop or in dockyards or as emergency tools for sail boats.

Code	Handles	For S.S. cables up to mm	For rod up to mm	Length mm	kg
04.567.06	plastify iron	5	3	190	0.27
04.567.12	Aluminium	8	6	500	1.50
04.567.16	Aluminium	16	8	630	2.30

◢ 04.567.06

◢ 04.567.12

◢ 04.567.16

LOOS Rig tensiometers

Suitable for checking the exact shroud tension; made of **aluminium and stainless steel**, very practical and easy to use.

Code	Model	For flexible cables size mm	For rigid plate mm	Version
04.572.90	Standard	2.5/3/4	-	-
04.572.91	Standard	5/6/7	-	-
04.573.01	Professional	2.5/3/4	-	PT1
04.573.02	Professional	5/6/7	-	PT2
04.573.03	Professional	8/9/10	-	PT3
04.574.01	Professional	-	7/10	RT1

◢ 04.572.90/91

◢ 04.573.01/02/03; 04.574.01

Terminals and hooks

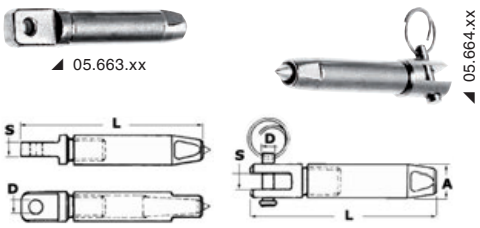

Stainless steel terminal AISI 316 for Parafil cable type 03.182.07 or 03.182.09

Terminals used to create stanchion stays. For Parafil cables.

Code	Version	Line Ø mm	S mm	D mm	L mm	A mm
05.663.07	Eye	7	6.5	6.1	74	11
05.663.09	Eye	9	7	6.1	74	14
05.664.07	A fork	7	6	4.5	75	11
05.664.09	A fork	9	6	4.5	76	14

Terminals for stainless steel lifelines

Easy installation in a matter of seconds, fitted with stainless steel side socket-head screws.

Code	Version	For plastic-coated cables Ø mm	For bare cables Ø mm
05.662.06	Eye	6	5/6
05.662.08	Eye	8	7/8
05.762.06	A fork	6	5/6
05.762.08	A fork	8	7/8



Pelican hook shackle for openable guardrails

Made of **stainless steel**, fitted with self-regulator, can be used with 6/8 mm rigging screws or mounted directly on the line.

Code	A mm	B mm	D opened mm	D closed mm
05.146.00	6.5	13.5	120	95

Stainless steel terminal with T coupling

Press-fitting on stainless steel cables.

Code	For cables mm
05.192.03	3
05.192.04	4
05.192.05	5
05.192.06	6
05.192.08	8
05.192.10	10

Pelican hook shackles,openable

Made of mirror polished **stainless steel**, includes press-fitting stay terminal.

Code	S.S. Cable Ø mm	Coated	Thread mm
05.283.01	3	3x6	6
05.283.02	4	4x7/8	6
05.283.04	4	4x7/8	8
05.283.03	5	5x10	8

Press-fitting terminals made of AISI316 stainless steel

To be applied on the end of steel wire cables and to make shrouds, forestays, etc.

Code	Version	For cables mm	D1 mm	D2 mm	D3 mm	L2 mm	A mm
05.190.25	Eye	2.5	2.5	5.5	5.5	32	3
05.190.03	Eye	3	3.5	6.35	6.5	38	4
05.190.04	Eye	4	4.4	7.5	8.5	45	5
05.190.05	Eye	5	5.3	9	10.5	51	6
05.190.06	Eye	6	6.3	12.5	13	64	8
05.190.07	Eye	7	7.5	14.3	13	70	9
05.190.08	Eye	8	8.4	16	14.5	83	10
05.190.10	Eye	10	10.5	17.8	16.3	89	11
05.190.12	Eye	12	12.5	21.4	19.3	105	15
05.191.25	A fork	2.5	2.5	5.5	5	32	-
05.191.03	A fork	3	3.5	6.35	5	38	-
05.191.04	A fork	4	4.4	7.5	8	45	-
05.191.05	A fork	5	5.3	9	10	51	-
05.191.06	A fork	6	6.3	12.5	12	64	-
05.191.08	A fork	8	8.4	16	12	83	-
05.191.10	A fork	10	10.5	17.8	16	89	-
05.191.12	A fork	12	12.5	21.4	19	105	-
05.193.03	Swivel toggle	3	3.5	6.35	6.3	38	-
05.193.04	Swivel toggle	4	4.4	7.5	8	45	-
05.193.05	Swivel toggle	5	5.3	9	9.5	51	-
05.193.06	Swivel toggle	6	6.3	12.5	11	64	-



AISI 316 stainless steel terminals, Danish system

Fast and simple installation by placing the steel cable into the hole.



Eyelet terminals

To be used with AISI316 stainless steel 19/49/133-wire ropes.

Code	For cables mm	L3 mm	A mm	D1 mm	D2 mm	Breaking load kg
05.219.03	3	58	6	3	6.5	700
05.219.04	4	68	7	4	8.3	1500
05.219.05	5	78	8	5	10.3	2180
05.219.06	6	94	9	6	12.3	3700
05.219.08	8	116	10.5	8	14.3	5600
05.219.10	10	131	13	10	16.3	8300

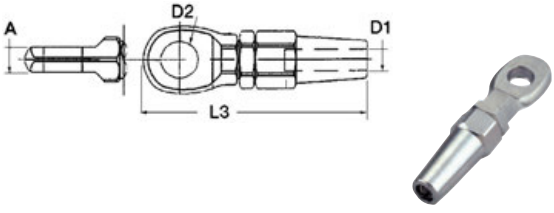

Fork terminals

To be used with AISI316 stainless steel 19/49/133-wire ropes.

Code	For cables mm	L3 mm	A mm	D1 mm	D2 mm	Breaking load kg
05.408.03	3	63	6	3	6	700
05.408.04	4	73	8	4	8	1550
05.408.05	5	80	10	5	10	2180
05.408.06	6	92	12	6	12	3700
05.408.08	8	113	14	8	14	5600
05.408.10	10	131	16	10	16	8300

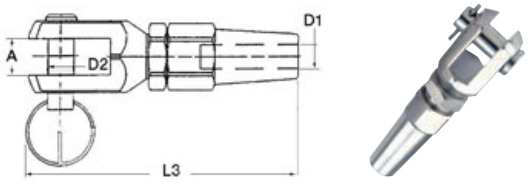

Terminals for fitting into tensioners with right metric screw threads

To be used with AISI316 stainless steel 19/49/133-wire ropes.

Code	For cables mm	L3 mm	D1 mm	G metric mm	Breaking load kg
05.004.06	3	47	3	6	700
05.004.08	4	57	4	8	1500
05.004.10	5	63	5	10	2180
05.004.12	6	80	6	12	3700
05.004.14	8	89	8	14	5600
05.004.16	10	100	10	16	8300



Press-fitting cable terminals with ball head, made of AISI 316 stainless steel

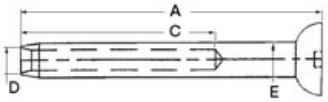

Code	For cables mm	Ø Head mm	A mm	C mm	D mm	E mm
05.200.04	4	16	69	45	4.4	7.5
05.200.05	5	19	79	51	5.3	9
05.200.06	6	20	90	64	6.5	12.58
05.200.07	7	21.3	94	70	7.5	14.2
05.200.08	8	26.3	116	83	8.4	16

Terminal slots made of stainless steel

Code	For cables mm	A mm	B mm
05.201.04	3/4	9	26
05.201.05	5	11.2	26
05.201.07	6/7	16	26
05.201.12	8/10	20	34

Lifeline accessories, thimbles

AISI316 stainless steel base plate

For deck mounting of stainless steel cast lifelines. Extra sturdy.

Code	Eye mm	⟷ mm
05.860.87	10	62x38

◢ 05.326.xx

◢ 05.327.xx

Stainless steel thimbles

To prevent eye splicings from chafing on ropes or stainless steel cables.

Stainless steel, mirror polished (standard)	Weight g	Stainless steel, mirror-polished (heavy)	Weight g	⟷ mm	ORDER BY BOX
05.326.02	-	-	-	2	10
05.326.25	-	-	-	2.5	10
05.326.03	-	-	-	3	10
05.326.04	-	-	-	4	10
05.326.05	-	-	-	5	10
05.326.06	-	-	-	6	10
05.326.08	-	-	-	8	10
05.326.10	-	-	-	10	10
05.326.12	-	-	-	12	10
05.326.14	-	-	-	14	10
05.326.16	60	05.327.16	125	16	-
05.326.18	78	05.327.18	156	18	-
05.326.2	110	05.327.20	266	20	-
05.326.22	184	05.327.22	326	22	-
05.326.24	224	05.327.24	505	24	-
-	-	05.327.28	590	28	-
-	-	05.327.30	930	30/32	-
-	-	05.327.34	1320	34/38	-
-	-	05.327.40	2085	40	-

Nylon thimble

Made of **white nylon**. To prevent eye splicings from chafing on fabric or stainless steel cables.

Code	⟷ mm	ORDER BY BOX
05.328.05	5	20
05.328.06	6	10
05.328.08	8	10
05.328.10	10	10
05.328.12	12	20
05.328.14	14	10
05.328.15	15/16	10
05.328.18	18	10
05.328.20	20	10
05.328.22	22	10
05.328.24	24	10

Douglas Marine

bik® thimble made of elastomer

PATENT

Made of special black elastomer. For elastic mooring, they avoid the mooring line to undergo stresses.

Code	For line Ø mm	Elastic load kg	Colour
05.380.12	12-14	160	black
05.380.16	16-18	250	black
05.380.20	20-22	500	black

Quick-coupling terminals for textile rig

Eye terminals for textile rig

ROPE LINE Made of polished AISI316 stainless steel.

Code	Ropes Ø mm	⟷ mm				Breaking load kg
		A	D2	D3	L1	
05.220.04	4	5	8.5	8	45	1900
05.220.05	5	6	10.5	12	58.5	3200
05.220.06	6	9	13	14	71	5500

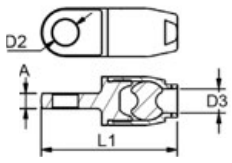

Fork terminals

ROPE LINE Made of polished AISI316 stainless steel.

Code	Ropes Ø mm	⟷ mm				Breaking load kg
		A	B	C	L1	
05.221.04	4	6.5	16	9	53	1900
05.221.05	5	9	21	11	67	3200
05.221.06	6	11	26	13.5	83	5500

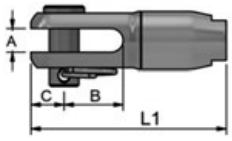

Threaded terminals

ROPE LINE Made of polished AISI316 stainless steel.

Code	Ropes Ø mm	⟷ mm			Breaking load kg
		G	L1	L2	
05.222.04	4	5/16"	95	57	1900
05.222.05	5	3/8"	111	63	3200
05.222.06	6	7/16"	126	68	4600

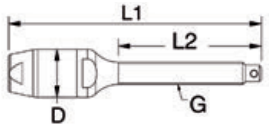

Lifeline textile system

ROPE LINE Made of polished AISI316 stainless steel.

Code	Description	For rope Ø mm	Thread	Pin Ø mm	Breaking load kg
05.230.01	Turnbuckle with chromed open cage	4	5/16"	8	1700
05.230.02	Single-snap shackle	-	M6	-	500
05.230.03	Threaded terminal for textile halyards to pair with shackle 05.230.02 and/or turnbuckle 05.230.01	4	M6	-	1100
05.221.04	Fork terminals	4	-	8	1900
05.231.00	Nylon sleeve for 10-mm bores	-	-	-	-

◢ 05.230.01

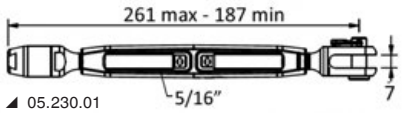

◢ 05.230.01

◢ 05.230.02

◢ 05.230.02

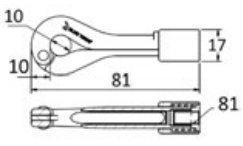

◢ 05.230.02

◢ 05.230.03

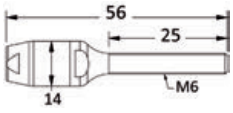

◢ 05.230.03

◢ 05.221.04

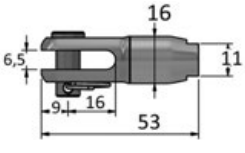

◢ 05.221.04

◢ 05.231.00



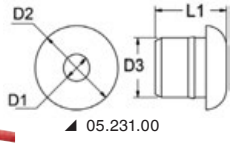

◢ 05.231.00

MARLOW Mattbraid rope

CRUISING

Soft-spun polyester rope.
Ideal for: all types of sheets (cruising), jib furlers, reefs.
Features: soft and easy to use, excellent control even when wet.
Core: 12-strand polyester.
Cover: soft-spun 24-plait polyester.

white	black	blue	red	Ø mm	Breaking load kg	Weight kg/100 m	m
-	06.435.04NE	-	06.435.04RO	4	293	1.3	200
06.434.05BI	06.435.05NE	06.435.05BL	06.435.05RO	5	415	2	200
06.434.06BI	06.435.06NE	06.435.06BL	06.435.06RO	6	600	2.8	200
-	06.435.08NE	06.435.08BL	06.435.08RO	8	1120	5.4	200
06.434.10BI	06.435.10NE	06.435.10BL	06.435.10RO	10	1980	7	200
-	06.435.12NE	06.435.12BL	06.435.12RO	12	2810	9.9	200
-	06.435.14NE	06.435.14BL	06.435.14RO	14	3300	12.6	100
06.434.16BI	-	-	-	16	5430	17.8	100

MARLOW Doublebraid white rope with fleck

CRUISING

White polyester braid with fleck. **Ideal for:** all types of sheets (cruising), jib furlers, reefs, general purposes. **Features:** soft and easy to use; easy to grip and knot. **Core:** 12-strand polyester. **Cover:** high-strength 24-plait polyester.

Colour of the marker			Solid colour	Ø mm	Breaking load kg	Weight kg/100 m	m
blue	red	green	white				
06.428.06BL	06.428.06RO	06.428.06VE	06.428.06BI	6	1390	2.8	200
06.428.08BL	06.428.08RO	06.428.08VE	06.428.08BI	8	2560	4.8	200
06.428.10BL	06.428.10RO	06.428.10VE	06.428.10BI	10	3690	7.4	200
06.428.12BL	06.428.12RO	06.428.12VE	06.428.12BI	12	4760	11.1	200
06.428.14BL	06.428.14RO	06.428.14VE	06.428.14BI	14	6050	15.6	100
06.428.16BL	-	-	-	16	7230	23.2	100

MARLOW Marlowbraid rope, solid colour

CRUISING

Polyester braid.
Ideal for: halyards(cruising), vang; up/downhaul, low-stretch sheets.
Features: good resistance to elongation; easy to splice.
Core: 3-strand polyester.
Cover: high-strength 16-plait polyester.

white	blue	Blu navy	red	green	Ø mm	Breaking load kg	Weight kg/100 m	m
-	06.427.06BL	-	06.427.06RO	06.427.06VE	6	986	2.7	200
06.427.08BI	06.427.08BL	-	06.427.08RO	06.427.08VE	8	1580	4.5	200
06.427.10BI	06.427.10BL	06.427.10BN	06.427.10RO	06.427.10VE	10	2850	7.3	200
06.427.12BI	06.427.12BL	06.427.12BN	06.427.12RO	-	12	4450	10	200
06.427.14BI	-	06.427.14BN	-	-	14	5460	14.5	200

MARLOW Marlowbraid white rope with fleck

CRUISING

Polyester braid.
Ideal for: halyards (cruising), vangs, up/downhaul, low-stretch sheets.
Features: good elongation resistance, it can be sliced.
Core: 3-strand polyester.
Cover: high-strength 16-plait polyester.



Marker color					Ø mm	Breaking load kg	Weight kg/100 m	m
blue	Gold	red	green	Black				
06.432.06BL	06.432.06OR	06.432.06RO	06.432.06VE	06.432.06NE	6	986	2.7	200
06.432.08BL	06.432.08OR	06.432.08RO	06.432.08VE	06.432.08NE	8	1580	4.5	200
06.432.10BL	06.432.10OR	06.432.10RO	06.432.10VE	06.432.10NE	10	2850	7.3	200
06.432.12BL	06.432.12OR	06.432.12RO	06.432.12VE	06.432.12NE	12	4450	10	200
06.432.14BL	-	06.432.14RO	06.432.14VE	-	14	5460	14.5	100
06.432.16BL	-	06.432.16RO	-	-	16	7420	19	100

MARLOW Doublebraid Marble Colour rope

CRUISING

Polyester braid in bright colors. **Ideal for** : Sheets (cruising), jib furlers, reefs, general purposes. **Features**: Soft and easy to use, easy to grip and knot. **Core:** 12-strand polyester. **Cover:** high-strength 24-plait polyester.

MADE FROM 100% RECYCLED PLASTIC

◢ Temporarily valid for black and grey

CAN BE SPLICED

grey	black	blue	red	green	Ø mm	Breaking load kg	Weight kg/100 m	m
06.423.06GR	06.423.06NE	06.423.06BL	06.423.06RO	06.423.06VE	6	1390	2.84	200
06.423.08GR	06.423.08NE	06.423.08BL	06.423.08RO	06.423.08VE	8	2560	4.80	200
06.423.10GR	06.423.10NE	06.423.10BL	06.423.10RO	06.423.10VE	10	3690	7.47	200
06.423.12GR	06.423.12NE	06.423.12BL	06.423.12RO	06.423.12VE	12	4760	11.10	200
06.423.14GR	06.423.14NE	06.423.14BL	06.423.14RO	06.423.14VE	14	6050	15.60	100

MARLOW 3-Strand Pre-Stretched rope

CRUISING

3-strand pre-stretched polyester rope.**Ideal for:** small and medium boat halyards (cruising), LAZY JACK, general purposes.**Features:** 100% abrasion-resistant and UV-resistant. It doesn't absorb water. **Core:** continuous polyester.

white	Ø mm	Breaking load kg	Weight kg/100 m	m
06.431.05	5	1030	2.07	200
06.431.06	6	1690	3.06	200
06.431.08	8	2180	4.81	200
06.431.10	10	2640	8.23	200
06.431.12	12	3340	10.7	100

MARLOW D2 Racing 78 braid (with fleck) and Classic rope (solid colour)

HIGH PERFORMANCE

RACING

Ideal for: halyards, low-stretch sheets, reefs, multiple professional applications.
Features: floating, stretch-resistant, easy to splice, the cover can be removed.
Core: 12-strand Dyneema SK78.
Cover: high-strength 24-plait polyester.

CAN BE SPLICED



D2 RACING with fleck					D2 CLASSIC solid colours		Ø mm	Breaking load kg	Weight kg/100 m	m
Black	blue	Lime	red	green	white	Blu navy				
06.429.08NE	06.429.08BL	06.429.08LI	06.429.08RO	06.429.08VE	-	06.430.08BN	8	3490	3.9	100
06.429.10NE	06.429.10BL	06.429.10LI	06.429.10RO	06.429.10VE	06.430.10BI	06.430.10BN	10	5360	5.92	100
06.429.12NE	06.429.12BL	06.429.12LI	06.429.12RO	06.429.12VE	06.430.12BI	06.430.12BN	12	6940	9.29	100
-	06.429.14BL	-	06.429.14RO	06.429.14VE	06.430.14BI	06.430.14BN	14	9274	11.66	100
-	06.429.16BL	-	06.429.16RO	-	06.430.16BI	06.430.16BN	16	12800	16.6	100



Marlow D2 Club Racing rope (with marker).

CRUISER/RACER

Ideal for: halyards, low-stretch sheets, reefs, multiple professional applications.
Features: floating, excellent stretch resistance, easy to splice, the cover can be removed.
Core: 12-strand Dyneema SK75 and polypropylene.
Cover: high-strength 16-plait polyester.

black	blue	red	green	Ø mm	Breaking load kg	Weight kg/100 m	m
06.477.08NE	06.477.08BL	06.477.08RO	06.477.08VE	8	2480	4.00	200
06.477.10NE	06.477.10BL	06.477.10RO	06.477.10VE	10	3970	6.43	200
06.477.12NE	06.477.12BL	06.477.12RO	06.477.12VE	12	5950	8.64	200
06.477.14NE	06.477.14BL	06.477.14RO	06.477.14VE	14	7440	11.2	200

MARLOW 8-Plait Pre-Stretched rope

CRUISING

8-Plait pre-stretched polyester rope. **Ideal for:** sheets, spinnakers, downhauls, vangs, backstays and halyards. **Features:** very compact and flexible line, excellent grip on cleats and camcleats, abrasion-resistant. **Core:** twisted polyester.

white	blue	red	Lime	Ø mm	Breaking load kg	Weight kg/100 m	m
06.436.04BI	06.438.04BL	06.438.04RO	06.438.04LI	4	428	1.3	200
06.436.05BI	06.438.05BL	06.438.05RO	06.438.05LI	5	617	2.1	200
06.436.06BI	06.438.06BL	06.438.06RO	06.438.06LI	6	891	2.9	200
06.436.08BI	-	-	-	8	1410	5.5	200

MARLOW Excel Pro rope

SPORT BOAT

Polyester braid. **Ideal for:** sheets, up/downhauls, reefs, all dynamic purposes. **Features**: quick sliding, flexible, bright colours. **Core:** 3-strand polyester. **Cover:** high-strength 16-plait polyester.

white	blue	red	Lime	Ø mm	Breaking load kg	Weight kg / 100 m	m
06.465.02BI	06.465.02BL	06.465.02RO	06.465.02LI	2	110	0.27	200
06.465.03BI	06.465.03BL	06.465.03RO	06.465.03LI	3	202	0.60	200
06.465.04BI	06.465.04BL	06.465.04RO	06.465.04LI	4	377	1.07	200
06.465.05BI	06.465.05BL	06.465.05RO	06.465.05LI	5	702	2.15	200
06.465.06BI	06.465.06BL	06.465.06RO	06.465.06LI	6	986	2.68	200



MARLOW Excel Racing braid

HIGH PERFORMANCE

Ideal for: halyards, low-stretch sheets, reefs, multiple professional applications.
Features: floating, excellent stretch resistance, easy to splice, the cover can be removed.
Core: 12-strand Dyneema SK78.
Cover: high-strength 16-plait polyester.

white	black	blue	red	Lime	orange	Ø mm	Breaking load kg	Weight kg/100 m	m
-	-	06.429.15BL	06.429.15RO	06.429.15LI	-	1.5	139	0.17	100
-	-	06.429.02BL	06.429.02RO	06.429.02LI	-	2	224	0.29	100
06.429.03BI	06.429.03NE	06.429.03BL	06.429.03RO	06.429.03LI	06.429.03AR	3	463	0.58	100
06.429.04BI	06.429.04NE	06.429.04BL	06.429.04RO	06.429.04LI	06.429.04AR	4	995	1.24	100
06.429.06BI	06.429.06NE	06.429.06BL	06.429.06RO	06.429.06LI	06.429.06AR	6	2056	2.41	100

MARLOW Excel Fusion 78 braid with cover

SPORT BOAT

Braid with cover.
Ideal for: standard sheets and spinnaker sheets.
Characteristics: very light, it doesn't absorb water, reduced elongation, easy to splice, soft to touch despite its RACING technical characteristics. **Core:** pre-stretched Dyneema SK78.
Cover: pre-stretched Dyneema braided with soft polypropylene.
Outer sheath: Pre-stretched Dyneema braided with soft polypropylene.

CAN BE SPLICED

black	blue	red	Ø mm	Breaking load kg	Weight kg/100 m	m
06.424.06NE	06.424.06BL	06.424.06RO	6	1088	1.7	100
06.424.08NE	06.424.08BL	06.424.08RO	8	1411	3.0	100
06.424.10NE	06.424.10BL	06.424.10RO	10	2472	4.4	100

MARLOW D12 braid without cover

HIGH PERFORMANCE

Braid without cover.
Ideal for: halyards, backstays, vangs, tackles, all dynamic applications.
Features: floating, lightweight, stretch resistant, top quality, quick and easy to splice, it doesn't absorb water, UV- and abrasion- resistant Marlow ArmourCoat.
Material: 12-strand Dyneema SK78 with anti-abrasion Marlow Armour-Coat.

WITH Dyneema®

CAN BE SPLICED

Marker color				Ø mm	Breaking load kg	Weight kg/100 m	m
blue	red	Black	white				
06.426.25BL	06.426.25RO	06.426.25NE	-	2.5	569	0.37	200
06.426.30BL	06.426.30RO	06.426.30NE	-	3	995	0.53	200
06.426.40BL	06.426.40RO	06.426.40NE	06.426.40BI	4	2060	0.98	200
06.426.50BL	06.426.50RO	06.426.50NE	06.426.50BI	5	2360	1.28	200
-	06.426.60RO	06.426.60NE	06.426.60BI	6	3490	1.77	200

MARLOW Formuline Wind Surf Racing braid

WIND SURF

12-strand Dyneema SK75 braid to adjust the surf sail. Extremely light and resistant, it doesn't add unnecessary weight to the sails.

white	black	Ø mm	Breaking load kg	Weight kg/100 m	m
06.422.04	06.422.04NE	3.8	619	0.89	100

MARLOW Kiteline Race / Freestyle braid

KITE

Dyneema SK99 braid for kite surfing.

WITH Dyneema®

black	blue	yellow	red	Ø mm	Breaking load kg	Weight kg/100 m	m
06.418.11NE	06.418.11BL	06.418.11GI	06.418.11RO	1.5	360	0.15	100

MARLOW mini-reels

DERIVE **USI GENERICI/GENERAL USES**

With a core of **pre-stretched polyester** ideal for gennaker and spinnaker sheets, assorted colors. Blister pack with product technical features and tips for use. Easy-to-display and low.cost: with a minimum investment you can get a vast range of ropes suitable for boats and other various purposes.

WITH Dyneema®

Code	Ø mm	Length m
06.465.31	3	17
06.465.21	2	30

Marlow cut-to-length ropes (length upon request)

Marlow

WITH Dyneema®

CAN BE SPLICED

D2 Racing 78 halyard and sheet (similar to 06.429.xx)

HIGH PERFORMANCE

Ideal for: halyards, low-stretch sheets, reefs, multiple professional applications.
Features: floating, excellent stretch resistance, easy to splice, the cover can be removed.
Core: 12-strand Dyneema SK78.
Cover: high-strength 24-plait polyester.

blue	yellow	red	Ø mm
06.419.08BL	06.419.08GI	06.419.08RO	8
06.419.10BL	06.419.10GI	06.419.10RO	10
06.419.12BL	06.419.12GI	06.419.12RO	12

Marlow

CAN BE SPLICED

WITH Dyneema®

EXCEL D12 DSK 78 braid with no cover (similar to 06.426.xx)

HIGH PERFORMANCE

Braid without cover.
Ideal for: halyards, backstays, vangs, tackles, all dynamic applications.
Features: floating, lightweight, stretch resistant, top quality, quick and easy to splice, it doesn't absorb water, UV- and abrasion-resistant Marlow ArmourCoat.
Material: 12-strand Dyneema SK78 with anti-abrasion Marlow ArmourCoat.

black	Ø mm
06.416.03NE	3
06.416.04NE	4
06.416.05NE	5

Ropes and sheets

Low-stretch polyester braid

High-strength 3-strand core, white with coloured fleck. This braid **doesn't float**. Sold in reels.

Code	Ø mm	Breaking load kg	m
06.441.04	4	250	200
06.441.05	5	300	200
06.441.06	6	450	200
06.441.08	8	750	200
06.441.10	10	1100	200

Code	Ø mm	Breaking load kg	m
06.441.12	12	1700	150
06.441.14	14	2000	100
06.441.16	16	2400	100
06.441.18	18	2700	100
06.441.20	20	3400	100

◢ 06.420.xxGI

High-resistance polypropylene braid

Polyester core, **bright** colours. Sold in reels.

blue	yellow	red	Fuchsia	green	Ø mm	m
06.420.02BL	06.420.02GI	06.420.02RO	06.420.02FU	06.420.02VE	2	500
06.420.03BL	06.420.03GI	06.420.03RO	06.420.03FU	06.420.03VE	3	500
06.420.04BL	06.420.04GI	06.420.04RO	06.420.04FU	06.420.04VE	4	200
06.420.05BL	06.420.05GI	06.420.05RO	06.420.05FU	06.420.05VE	5	200
06.420.06BL	06.420.06GI	06.420.06RO	06.420.06FU	06.420.06VE	6	200
06.420.08BL	06.420.08GI	06.420.08RO	06.420.08FU	06.420.08VE	8	200
06.420.10BL	06.420.10GI	06.420.10RO	06.420.10FU	06.420.10VE	10	200
06.420.12BL	06.420.12GI	06.420.12RO	06.420.12FU	06.420.12VE	12	200

High-strength polyester sheet

Antislip, MATT finish with low-elongation 3-strand core. Sold in reels.

white	blue	yellow	red	green	Ø mm	Breaking load kg	m
06.437.06BI	06.437.06BL	06.437.06GI	06.437.06RO	06.437.06VE	6	500	200
06.437.08BI	06.437.08BL	06.437.08GI	06.437.08RO	06.437.08VE	8	700	200
06.437.10BI	06.437.10BL	06.437.10GI	06.437.10RO	06.437.10VE	10	1150	200
06.437.12BI	06.437.12BL	06.437.12GI	06.437.12RO	06.437.12VE	12	1300	150
-	06.437.14BL	-	06.437.14RO	-	14	1500	130

Double braid made of high-strength low-elongation polyester

Specific for **sheets**. Sold in reels.

Marker color			Ø mm	Breaking load kg	m
Yellow-blue	Yellow-red	Green-red			
06.447.06	06.457.06	06.456.06	6	800	200
06.447.08	06.457.08	06.456.08	8	1200	200
06.447.10	06.457.10	06.456.10	10	1700	150
06.447.12	06.457.12	06.456.12	12	2100	150
06.447.14	06.457.14	06.456.14	14	2650	100

Double braid made of high-strength low-elongation polyester

Coloured cover with contrasting fleck. Ideal for **sheets**. Sold in reels.



blue	yellow	red	green	Ø mm	Breaking load kg	m
06.474.04	06.475.04	06.473.04	06.476.04	4	180	200
06.474.06	06.475.06	06.473.06	06.476.06	6	800	200
06.474.08	06.475.08	06.473.08	06.476.08	8	1200	200
06.474.10	06.475.10	06.473.10	06.476.10	10	1700	150
06.474.12	06.475.12	06.473.12	06.476.12	12	2100	150
06.474.14	06.475.14	06.473.14	06.476.14	14	2650	100

Double braid for Dyneema sheets

Dyneema SK75 braid core, 16-plait high-strength polyester cover. High-strength, low-elongation and lightweight professional braid. **White** with coloured flecks. Sold in reels.

Marker color			Ø mm	Breaking load kg	m
blue	red	yellow			
06.460.02	06.459.02	06.461.02	2	220	100
06.460.03	06.459.03	06.461.03	3	420	100
06.460.04	06.459.04	06.461.04	4	550	100
06.460.06	06.459.06	06.461.06	6	1300	100
06.460.08	06.459.08	06.461.08	8	2100	100
06.460.10	06.459.10	06.461.10	10	3000	100
06.460.12	06.459.12	06.461.12	12	4000	100

Extra-strong uncovered braid made of Oblix.

OBLIX™

Uncovered and impregnated braid ideal for rips, binding, halyards on hydraulic cylinder, rigging, winches, dinghy haulage and other static or dynamic uses.
Very easy to splice.
Made of 12-strand OBLIX™ yarn, it compares the same breaking loads of Dyneema braids also featuring extremely good abrasion and UV-ray resistance.
Teflon EcoElite™ finish to make the braid water repellent.

grey	red	Ø mm	Breaking load kg	m
06.462.04	06.463.04	4	1450	100
06.462.05	06.463.05	5	2200	100
06.462.06	06.463.06	6	3200	100
06.462.08	06.463.08	8	5800	100

Mooring lines and fenders

High-strength 3-strand polyester line

ALTA TENACITÀ / HIGH-STRENGTH

Double-torsion 3-strand line. This line doesn't float. Sold in reels.

Colour						Ø mm	m
white	Breaking load kg	blue	grey	black	Breaking load kg		
06.440.06	530	06.453.06	-	06.450.06	430	6	200
06.440.08	900	06.453.08	-	06.450.08	700	8	200
06.440.10	1300	06.453.10	06.454.10	06.450.10	1100	10	200
06.440.12	2000	06.453.12	06.454.12	06.450.12	1600	12	200
06.440.14	2150	06.453.14	06.454.14	06.450.14	2150	14	100
06.440.16	3600	06.453.16	06.454.16	06.450.16	3000	16	100
06.440.18	4700	06.453.18	-	06.450.18	3850	18	100
06.440.20	5200	06.453.20	-	06.450.20	4200	20	100
06.440.22	5800	06.453.22	-	06.450.22	4700	22	100
06.440.24	6750	06.453.24	-	06.450.24	5500	24	100
06.440.28	7800	06.453.28	-	06.450.28	7000	28	100
06.440.32	8700	06.453.32	-	06.450.32	9100	32	100
06.440.36	11100	-	-	06.450.36	10600	36	100
06.440.40	13500	-	-	06.450.40	14000	40	100

◢ 06.440.xx

◢ 06.453.xx

◢ 06.454.xx

◢ 06.450.xx

◢ 06.440.xx

◢ 06.453.xx

◢ 06.450.xx

◢ 06.454.xx

3-strand polypropylene line

POLYPROPYLENE **FLOATING**

Colour		Breaking load kg	Ø mm	m
white	black			
06.485.08	06.486.08	500	8	200
06.485.10	06.486.10	750	10	200
06.485.12	06.486.12	950	12	200
06.485.14	06.486.14	1400	14	100
06.485.16	06.486.16	2000	16	100

◢ 06.485.xx

◢ 06.486.xx

Floating levilene braid

High tenacity. Easy to handle. Sold in reels.

white	grey	lime fluo	black	white-orange	orange	Ø mm	Breaking load kg	m
06.445.06BI	-	-	06.445.06NE	-	06.445.06AR	6	200	200
-	-	06.445.07LI	-	06.445.07BA	-	7.5	300	200
06.445.08BI	-	-	06.445.08NE	-	06.445.08AR	8	350	200
06.445.10BI	-	-	06.445.10NE	-	06.445.10AR	10	600	200
06.445.12BI	06.449.12	-	06.445.12NE	-	06.445.12AR	12	800	200
06.445.14BI	06.449.14	-	06.445.14NE	-	-	14	900	130
06.445.16BI	06.449.16 New	-	06.445.16NE	-	-	16	1000	100

◢ 06.411.xxGR

◢ 06.411.xxRO

New High tenacity Kevlar® and polyester double braid

Braid peculiarities: extremely high breaking load, excellent mechanical performance and extremely resistant to abrasion. The extremely high resistance to high temperatures of aramid fibres (Kevlar), makes the braids the ideal choice for high-speed manoeuvres.

Yellow-Grey	Yellow-red	Ø mm	Breaking load kg	m
06.411.06GR	06.411.06RO	6	2000	200
06.411.08GR	06.411.08RO	8	3200	200
06.411.10GR	06.411.10RO	10	4800	150
06.411.12GR	06.411.12RO	12	6100	100

MARLOW 3-strand polyester mooring lines

ORMEGGIO DOCKING

High-strength 3-strand polyester.

white	black	blue	Ø mm	Breaking load kg	m
06.472.06	06.482.06	06.484.06	6	951	200
06.472.08	06.482.08	06.484.08	8	1465	200
06.472.10	06.482.10	06.484.10	10	2570	200
06.472.12	06.482.12	06.484.12	12	3170	200
06.472.14	06.482.14	06.484.14	14	3930	100
06.472.16	06.482.16	06.484.16	16	4766	100
06.472.18	06.482.18	06.484.18	18	6600	100
06.472.20	06.482.20	06.484.20	20	9230	100
06.472.24	06.482.24	06.484.24	24	11210	100
06.472.28	06.482.28	06.484.28	28	14640	100

Double braid made of soft-spun high-strength polyester, 16 x 5- to 16-mm Ø strands, 24 x 18- to 24-mm Ø strands.

ALTA TENACITÀ / HIGH-STRENGTH

For mooring and sheets. Sold in reels.

Colour					Ø mm	m
white	Breaking load kg	blue	black	Breaking load kg		
06.467.05	350	06.468.05	06.469.05	350	5	200
06.467.06	500	06.468.06	06.469.06	500	6	200
06.467.08	800	06.468.08	06.469.08	720	8	200
06.467.10	1440	06.468.10	06.469.10	1200	10	200
06.467.12	2040	06.468.12	06.469.12	1800	12	200
06.467.14	2300	06.468.14	06.469.14	2000	14	100
06.467.16	2840	06.468.16	06.469.16	2500	16	100
06.467.18	4460	06.468.18	06.469.18	4000	18	100
06.467.20	5250	06.468.20	06.469.20	4500	20	100
06.467.24	7950	06.468.24	06.469.24	6800	24	100

◢ 06.467.xx

◢ 06.468.xx

◢ 06.469.xx

◢ 06.467.xx ◢ 06.468.xx ◢ 06.469.xx

Square Line braid made of high-strength 8-strand polyester

Ideal for **mooring lines**. Very easy to splice, sturdy and handy. Sold in reels.

white	black	blue	Ø mm	Breaking load kg	m
06.448.12	06.478.12	06.458.12	12	2000	200
06.448.14	06.478.14	06.458.14	14	2500	200
06.448.16	06.478.16	06.458.16	16	3000	100
06.448.18	06.478.18	06.458.18	18	3900	100
06.448.20	06.478.20	06.458.20	20	4600	100
06.448.22	-	06.458.22	22	5500	100
06.448.24	06.478.24	06.458.24	24	6600	80

Lead-weighted mooring line with 3 strands and thimble

Made of high-tenacity polyester, with stainless steel thimble and **handmade lead reinforcement**.

white	Breaking load kg	blue	black	Breaking load kg	Ø mm	Length m
06.443.10	1300	-	-	-	10	6
06.443.11	2000	06.443.31	06.443.01	2000	12	6
06.443.12	2000	06.443.32	06.443.02	2000	12	9
06.443.13	2700	06.443.33	06.443.03	2700	14	8
06.443.14	2700	06.443.34	06.443.04	2700	14	12
06.443.15	3600	06.443.35	06.443.05	3600	16	8
06.443.16	3600	06.443.36	06.443.06	3600	16	12
06.443.19	5200	06.443.39	06.443.07	5200	20	8
06.443.20	5200	06.443.40	06.443.08	5200	20	12
06.443.24	6750	06.443.44	06.443.09	6750	24	15
06.443.28	8700	06.443.48	06.443.58	8700	28	15

◢ 06.443.44

◢ 06.443.04

◢ 06.443.24

◢ 06.443.24

◢ 06.443.04

◢ 06.443.44

High-strength spliced mooring line

Made of high-strength 8-strand polyester "Square Line" 06.458.xx, blue colour, fitted with stainless steel thimbles, spliced by hand.

Code	Ø mm	Length m
06.443.50	16	12 (actual line 12.50)
06.443.52	20	12 (actual line 12.50)
06.443.54	24	12 (actual line 15.50)

◢ 06.487.XX

◢ 06.488.XX

New — All Round high tenacity polyester braid with 12 strands

Suitable for mooring and anchoring. Soft to touch, low twist and easy to splice.

black	blue	Ø mm	Breaking load kg	m
06.488.12	06.487.12	12	2400	200
06.488.14	06.487.14	14	3300	100
06.488.16	06.487.16	16	4000	100
06.488.18	06.487.18	18	4800	100
06.488.20	06.487.20	20	6000	100
06.488.22	06.487.22	22	7200	100
06.488.24	06.487.24	24	8400	100

OSCULATI

Double braided leaded mooring line with thimble

Made of high-tenacity polyester, with stainless steel thimble and **handmade lead reinforcement**.

◢ 06.443.73

◢ 06.443.73

Colour						
white	Breaking load kg	blue	black	Breaking load kg	Ø mm	Length m
06.443.70	1440	06.443.80	06.443.90	1200	10	6
06.443.71	2040	06.443.81	06.443.91	1800	12	7
06.443.72	2300	06.443.82	06.443.92	2000	14	9
06.443.73	2840	06.443.83	06.443.93	2500	16	11
06.443.74	5250	06.443.84	06.443.94	4500	20	12
06.443.75	7950	06.443.85	06.443.95	6800	24	15

◢ 06.443.83

◢ 06.443.83

◢ 06.443.93

◢ 06.443.93

OSCULATI

High-strength eye-spliced mooring line

Made of high-strength polyester double braid with hand-spliced eye.

◢ 06.444.49

◢ 06.444.99

Colour							
white	Breaking load kg	blue	black	Breaking load kg	Ø mm	Length m	Eye Ø cm
06.444.30	1400	06.444.41	06.444.90	1200	10	6	12
06.444.32	2040	06.444.43	06.444.92	1800	12	7	14
06.444.34	2300	06.444.45	06.444.94	2300	14	9	18
06.444.36	2840	06.444.47	06.444.96	2500	16	11	20
06.444.38	4500	06.444.48	06.444.98	4500	20	12	20
06.444.39	7950	06.444.49	06.444.99	6800	24	15	22

◢ 06.444.45

◢ 06.444.45

Marlow®

MADE FROM 100% RECYCLED PLASTIC

MARLOW mooring lines - Blue Ocean

ORMEGGIO DOCKING **PRE-SPLICED**

Pre-spliced line with 50-cm eyelet and yarn termination. Made with **100% recycled polyester bottles**. Every metre of line is made by recycling 7.5 plastic bottles.
Core: 12-strand recycled polyester. **Outer sheath:** 24-strand recycled polyester. Sold in display packaging.

black	Ø mm	Breaking load kg	Weight kg/100 m	Pack of m
06.466.12	12	3610	9.94	6
06.466.14	14	4510	12.4	9
06.466.16	16	5860	16.2	12

High-visibility floating mooring lines with reflective strand

REFLECTIVE STRAP **FLOATING**

Polypropylene lines suitable for mooring in bays and with lines on the ground. Being floating, they make it easy to manage the boat and haul it onshore. Slightly elastic, acting as mooring shock absorbers. The strand being yellow and reflective is highly visible at night to bathers and other boats.

Yellow-Grey		yellow	Ø mm	Breaking load kg	Weight kg/100 m	m
06.481.14	New	06.479.14*	14	1900	8.3	200
06.481.18	New	06.479.18*	18	2800	14.3	200
06.481.22	New	06.479.22*	22	4400	21.5	200
06.481.26	New	06.479.26*	26	5900	30.6	200

* *Without reflective strand*

Straps ideal for mooring to the ground

Bands particularly resistant to abrasion, ideal for mooring to rocks or rough rings that wear out normal mooring lines.
Particularly suitable for working in combination with the ropes 06.479.XX.



Code	Colour	Length m	Working load kg	Tape height mm
06.480.02	Purple	2.5	1000	65
06.480.04	green	3.5	2000	65

Megayacht double mooring braid

MADE IN ITALY

Made of high-tenacity polyester.
Double braid processing with opposing twisted yarns.
This process guarantees:
- softness;
- toughness;
- resistance to abrasion;
- anti-twisting effect;
- Ease of splicing.

Sold by the spool.



Code	Colour	Ø mm	Strands	Breaking load kg	m
06.470.24	black	24	24	13000	100
06.470.28	black	28	24	18000	100
06.470.32	black	32	24	22400	100
06.470.36	black	36	36	26000	100
06.470.40	black	40	36	30500	100

Anchor rope made of polyester braid with lead core for the first 10 metres

With thimble and spliced by hand.
It comes in an elegant nylon bag with blue string.

Code	Ø mm	Length m	Lead core length m	Lead weight kg	Total weight kg
06.446.10	10	30	10	3	5
06.446.12	12	30	10	4	7.5
06.446.13	12	50	20	8	10

Pieces of polyester braid

White colour with fleck, pre-packed, with **splicing and nylon thimbles**.

Code	Ø mm	Length m	Code	Ø mm	Length m
06.442.01	8	15	**06.442.04**	10	15
06.442.02	8	30	**06.442.05**	10	30
06.442.03	8	40	**06.442.06**	10	40

Polypropylene rope with 32 strands

OSCULATI

Specially designed for the attachment of fenders.
Manufactured without a core and very easy to weight without any specific knowledge.

Sold by the spool.

white	Blu navy	black	grey	Nominal Ø mm	Flat braid mm	m
06.444.10	**06.444.20**	**06.444.80**	**06.444.70**	10	3.3 x 18	50
06.444.11	**06.444.21**	**06.444.81**	**06.444.71**	14	4.5 x 20	50
06.444.12	**06.444.22**	**06.444.82**	**06.444.72**	18	5.6 x 25	50

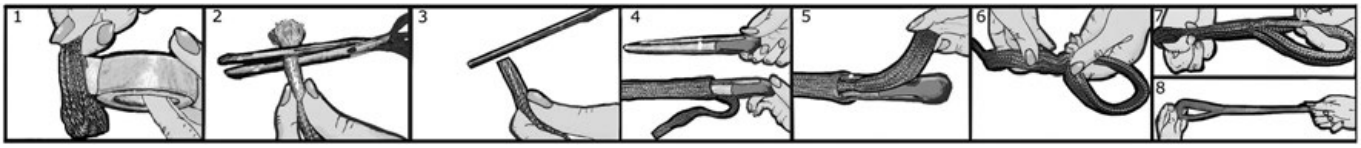

OSCULATI

Lines for hanging fenders with eye, made of high-strength polyester

Polyester double braid with **hand-spliced eye**.

white	blue	black	Ø mm	Length m
06.444.46	06.444.59	06.444.54	6	1.5
06.444.50	06.444.60	06.444.55	8	1.5
06.444.51	06.444.61	06.444.56	10	2
06.444.52	06.444.62	06.444.57	12	2.5

Reels of high-strength polypropylene braid

Multipurpose product. Sold in reels.

blue	yellow	red	green	Ø mm	m
06.423.02BL	06.423.02GI	06.423.02RO	06.423.02VE	2	30
06.423.03BL	06.423.03GI	06.423.03RO	06.423.03VE	3	17
06.423.04BL	06.423.04GI	06.423.04RO	06.423.04VE	4	12

Nylon braids

Available in 100-m reels, 100% nylon, for general applications on board, splicing, sewing, etc.

Code	Ø mm
06.439.01	0.5
06.439.02	1
06.439.03	1.5
06.439.04	2

Spare braid for underwater rifles

Made of **stabilized polypropylene**. Sold in reels and not by the metre.

Ø mm			Colour	m
1.5	2	2.5		
06.409.15	06.409.20	06.409.25	black	500



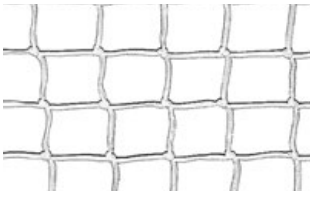

Nylon handrail netting for pulpit or object holder

With hemming for easy installation. The height is real since it has square links.

white	blue	Rolls m	Real height cm
06.348.01	-	30	45
06.348.00	06.358.00	30	60



Nylon object holder net

Fitted with mounting elastic bands and hooks.

Code	⟷ cm
06.331.01	30x20
06.331.02	40x20
06.331.03	20x75

Object holder net with chromed brass frame

Code	⟷ cm
06.332.01	34.5x22

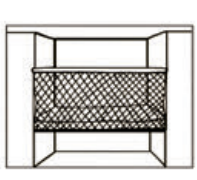

Berth protection netting made of nylon

Fitted with mounting elastic bands.

Code	⟷ cm
06.330.00	200x60

◀ 06.011.00

Electric rope cutter

Cut the tops quickly, with little pressure and easily. Replacement blade art. 06.011.00.

Code	V	Rope size up to mm	Power
06.010.00	220	22	60 W

06.011.00 *Spare blade*

CADDY organizer for boat-to-dock electric cables and water hoses

Manufactured in **durable double-coated PVC**.

black	blue	Length mm	Recommended for hulls m
06.451.10	06.451.08	1000	8-14
06.451.11	06.451.09	1500	15-22

Heat-shrinkable white plastic terminals for lines

14-piece pack. Very fast usage and excellent results. The terminals may also be used as markings along the anchoring lines or along the sheets as point of reference.

Code	For line Ø mm
06.202.00	5 to 13

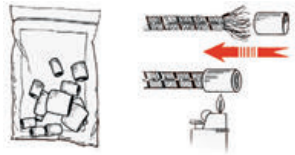

Nylon stopper balls, various colours

Suitable for rope ends.

white	black	blue	yellow	red	Ø mm	For line Ø mm	ORDER BY BOX
06.281.00BI	06.281.00NE	06.281.00BL	06.281.00GI	06.281.00RO	18	4	10
06.282.00BI	06.282.00NE	06.282.00BL	06.282.00GI	06.282.00RO	26	6	10
06.283.00BI	06.283.00NE	06.283.00BL	06.283.00GI	06.283.00RO	32	8	10

Line drum reel made of reinforced plastic

OSCULATI

It can be easily mounted on the pulpit in **a matter of seconds**. Universal version.

Code	For pipe Ø mm	Length mm	Ø mm	Maximum capacity
06.311.73	25/30	300	180	85 m of 8-mm Ø line





For mounting with **adjustable stainless steel** clamp to follow the angle of the pulpits. Roller **adjustible** friction.

Code	Approx. capacity		Fixing on pipes Ø mm	Length mm
	Ø 8 mm	Ø 10 mm		
06.311.75	200 m	140 m	22/28	250x290



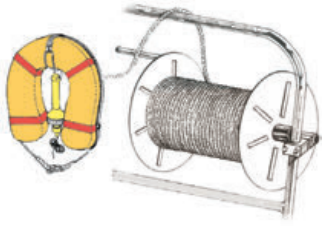

DOUGLAS MARINE Evo Reel very sturdy tape reel made of stainless steel

Douglas Marine

AISI 316

Fitted with mounting plate with 8 bores to install stanchions and pulpits at all angles.
The tape can be used as stern anchor line, mooring line, towing line and emergency line.

Code	Breaking load tape kg	Mounting on pipe Ø mm	Metering tape	⟷ mm
06.311.76	2600	20/25	60	Ø 452x44

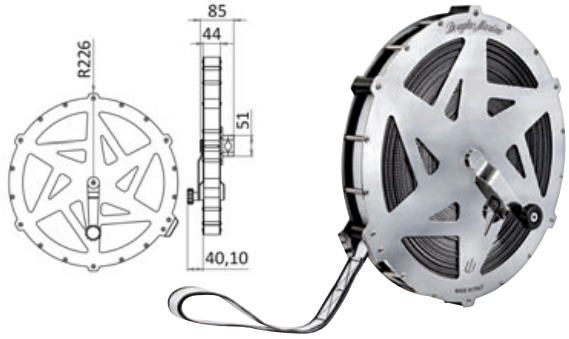

New Thermowelded guardrail net

Made of white polyester, twisted and welded, knotless, diamond-shaped.

☐ white	Mesh size	Max height cm	Rolls m
06.349.00	45 x 45	60	100

OSCULATI

Chafe guard

Made of **UV-resistant polyester. Hook&loop fastener** with straps on the ends. It protects lines against sharp fairleads or toerails on sail boats.

Code	For line Ø mm	Length mm	Colour
06.452.01	12/16	450	☐ white
06.452.02	18/22	450	☐ white

Cordura chafe guard

Double-layer Cordura, high-strength, with perimeter edging. Attachment with Velcro and anti-slip tapes.

Colour		For line Ø mm	Length mm
☐ white	■ black		
06.316.01	**06.317.01**	12/16	600
06.316.02	**06.317.02**	18/24	600



SPIROLL chafe guard

Made of self-rolling polyurethane, it protects lines from chafing against the fairleads/hawseholes of the boat or against the rings/cleats of the dock. No need to undo splicing, etc. when mounting it.

Code	For line Ø mm	Length mm	Colour
06.453.01	8/16	400	■ black
06.453.02	16/25	600	■ black



Woollen chafe guard

Hull protector in real wool for lines Ø from 14 to 22 and length 60 cm.
Attachment with Velcro and anti-slip straps.
They protect the hull from the chafing of the mooring lines (for example, the fenders).
Sold in pairs.

Code	For line Ø mm	Length cm	Colour
06.315.01	14/22	60	■ black
06.315.02	14/22	60	☐ white

Real leather chafe guards

Protective line in genuine leather, very elegant and extremely functional. Attachment with Velcro and anti-slip straps.
They protect the mooring lines from wear at the contact and friction points with the boat.
Sold in pairs.

Code	For line Ø mm	Length cm	Colour
06.455.01	16/24	50	■ black
06.455.02	24/32	80	■ black
06.455.03	34/42	100	■ black

Rubbing strakes

AISI 316

To prevent mooring line chafing. Made of polished AISI316 stainless steel. Moulded and tapered.

Code	Length mm	Width mm	Bore Ø mm
06.361.50	150	20	6
06.361.60	200	20	6
06.361.70	300	20	6
06.361.80	450	20	6
06.361.90	650	20	6
06.361.96	960	20	6
06.362.70	300	25	6
06.362.80	450	25	7
06.362.90	610	25	6



Deluxe rubbing strake

AISI 316 | SOLID S.S.

They protect against rubbing of the mooring lines. Made of thick mirror-polished AISI316 stainless steel. Available in two versions: with screws or studs.

Code	Length A mm	Width B mm	Fixing	Bore Ø mm	Centre distance mm
06.336.32	320	15	Screws (4)	4	95
06.336.50	500	15	Screws (6)	4	95
06.337.32	320	15	Studs M5x40 (2)	-	290
06.337.50	500	15	Studs M5x40 (3)	-	235
06.339.50 New	500	28	Studs M5x40 (3)	-	235

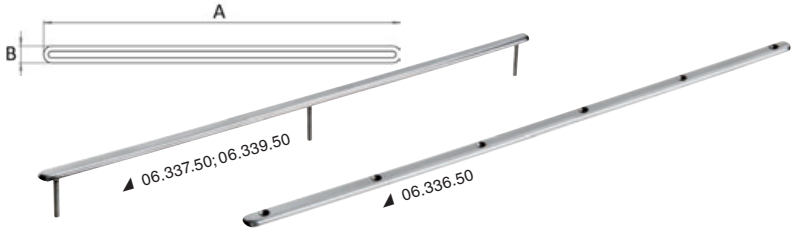

D-shape profile

AISI 316

For protection against chafing of mooring lines. Made by precision casting. Fixation with hidden studs (not included).

Code	Length mm	Width mm	Height mm	Stud Ø mm
06.368.30	300	15	15	5

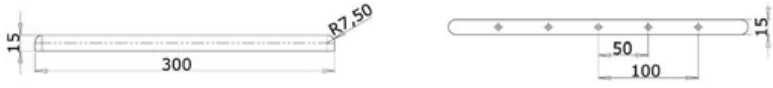

UHMW adhesive chafe guards

Made of UV-resistant self-adhesive Teflon and can be cut to measure.
They prevent wear due to chafing and do not damage gelcoat or painted surfaces.

Code	Content
06.315.00	4 pcs. (100 x 150 mm)



Adhesive anti-chafe SS sheets

Extremely flexible stainless steel sheets to protect the boat's gelcoat and paint from rope abrasion. Suitable for protecting both mooring lines and running rigging from abrasion. Made of stainless steel with a powerful 3M VHB™ adhesive. Does not damage either gelcoat or paint.

Code	⟷ mm	Sheet No.	Material
06.313.15	150 x 50	1	Stainless steel
06.313.22	225 x 50	1	Stainless steel

Straps, tapes and accessories

Polypropylene webbing band for hiking straps or other purposes

ideal for deck fastening of accessories such as buckles, plates, etc.

Colour				Roll m	Width mm
orange	white	black	blue		
06.400.30AR	06.400.30BI	06.400.30NE	06.400.30BL	100	30

06.401.25

06.402.01/02

High-strength polyester webbing band

Very soft, UV-resistant, white colour.

Code	Suitable for	Width mm	Breaking load kg	Roll m
06.401.25	Life-line	25	2000	50
06.402.01	mounting and lifting	135	7500	50
06.402.02	mounting and lifting	165	9000	50

06.401.25



06.402.01/02

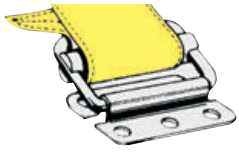

Stainless steel buckles

Black nylon sliders. For multiple purposes. **Open**-type version.

Code	For straps up to mm	Max load kg	OPTIONAL fixing plate
06.706.30	30	140	-
06.706.40	40	140	-
06.706.50	50	140	06.707.00

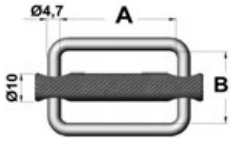

Stainless steel buckle with slider

High resistance. Suitable for fastening liferafts.

Code	For straps up to mm	Max load kg	A mm	B mm	OPTIONAL fixing plate	ORDER BY BOX
06.709.25	25	900	26	24	-	10
06.709.40	40	900	41	25	-	10
06.709.50	50	900	52	27	06.707.00	10

Stainless steel buckle to be sewn

For multiple applications: awnings, cushions, belt adjustment, etc. With spring lock. Complete with retaining spring.

Code	For straps up to mm	Max load kg	Version
06.441.33	25	500	runner to be sewn in strap

White plastic buckle

For multiple purposes: awnings, cushions, belt adjustment, etc.

Code	For straps up to mm	Version
06.441.30	30	for hull mounting with screws
06.441.31	30	runner to be sewn in strap

Sea Sure black nylon buckle

Lightweight and rugged.

Code	For straps up to mm	Max load kg
06.708.40	40	360
06.708.50	50	360

Adjustable stainless steel buckle

For multiple uses. To be sewn.

Code	For straps up to mm	Max load kg
06.702.40	40	320



4-bar stainless steel buckle

AISI 304

It enables to make terminal eyes on tapes to **avoid seams**. Mirror-polished AISI304 stainless steel.

Code	For straps up to mm	ORDER BY BOX
06.710.30	30	2
06.710.40	40	2
06.710.50	50	2

Stainless steel strap buckle

For tensioning awning straps. Fitted with spring lock.

Code	A mm	B mm	C mm	D mm
06.441.36	62	35	25	21

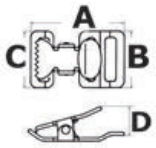

AISI316 stainless steel shackle with buckle

AISI 316

Built-in with high resistance buckle.

Code	For tape of mm	ORDER BY BOX
09.250.20	25	10

Fixed stainless steel plate AISI 316

For deck- or bulkhead-mounting of the strap.

Code	⟷ mm
06.709.01	40x40
06.709.02	62x40
06.709.03	50x16

◢ 06.709.01


◢ 06.709.02


◢ 06.709.03

White nylon flat eye strap

It lets the strap slide through or is a starting point for it.

Code	Passage mm	Dimensions mm	⟷ mm	hole spacing mm	ORDER BY BOX
06.703.30	30	48x15	48x15	39	10
06.703.40	40	61x15	61x15	49	10
06.703.50	50	69x15	69x15	58	10

AISI316 stainless steel flat eye strap

It lets the strap slide through or is a starting point for it.

Code	Passage mm	⟷ mm	hole spacing mm	ORDER BY BOX
06.701.30	30	48x15	38	10
06.701.40	40	60x15	51	10
06.701.50	50	68.5x15	55	10

◢ 06.701.30


◢ 06.701.40

◢ 06.701.50

Deck U-bolts

AISI 316

For fastening nylon straps. Made of polished stainless steel.

Code	Passage mm	Length mm	Ø mm	hole spacing mm	ORDER BY BOX
06.704.40	40	73	5	63	10
06.704.50	50	88	6	75	10

4-arm lifting system for boats and dinghies

This kit is designed to offer several hooking point combinations when different lengths are reached ensuring the correct balance while lifting the boat.
This allows for finding the correct balance of lifting the vessel.
Simple, intuitive use and easily adjustable for each haul-out. Can also be used as a 3-arm kit.
- Boat side, adding half the extension strap (+0.5 m) or the whole of it (+1 m).
- boat side: adding ½ extension band (+0.5 m) or the full extension band (+1 m).

Kit comprising:
- n° 2 long bands (B) of 3.3 m each;
- no. 1 yellow ring attachment to the crane (C) from 0.5 m;
- no. 2 extension strips (D) of 1 m each;
- No. 4 galvanized steel shackles, certified for lifting 2 tonnes (E).

◢ Yellow ring (C)



Code	Short strap A		Short band B		Breaking load kg	Boat length m
	Dimen-sions cm	possible length in cm	Dimen-sions cm	Possible lengths cm		
06.587.01	300x5	300 - 350	330x5	330 - 380 - 430 - 480	4000	4.5 / 6
06.587.02	390x5	390 - 440	520x5	520 - 570 - 620 - 670	4000	6 / 7.5
06.587.03	500x5	500 - 550	600x5	600 - 650 - 700 - 750	4000	7.5 / 9



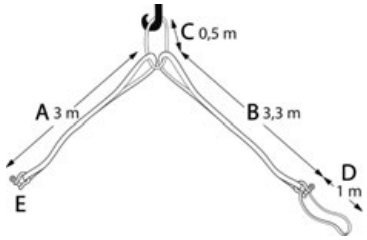

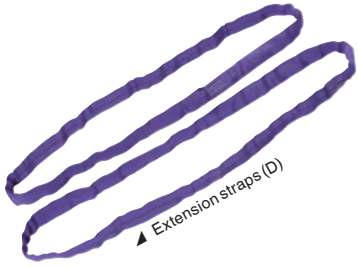
◢ Extension straps (D)

Turnbuckles and rigging screws

Blue Wave rigging screws

AISI 316 **BRONZE BODY**

Fitted with **chromed brass** bottle-screws and **AISI stainless steel** terminals, **to be arranged according to needs**.

How to compose: 1 canula + 1 left-hand thread + 1 right-hand thread (choose between two types)													
Bronze body (A)	Left thread	Right thread		UNF thread	Line Ø mm	Breaking load kg	A+B+C		A+B+D		F mm	H mm	G mm
	jointed fork (B)	press-fitting terminal (C)	fixed fork (D)				L1 mm	L2 mm	L1 mm	L2 mm			
07.203.01	07.204.01	07.205.01	07.206.01	1/4"	3	1300	255	193	225	163	9.5	8	6.3
07.203.02	07.204.02	07.205.02	07.206.02	5/16"	4	2350	304-310	228-234	268	192	11	10	8
-	-	07.205.03	-	5/16"	5	2350	304-310	228-234	268	192	11	10	8
07.203.03	07.204.03	07.205.04	07.206.03	3/8"	5	3500	349-364	265-280	313	229	12	12	9.5
-	-	07.205.05	-	3/8"	6	3500	349-364	265-280	313	229	12	12	9.5
07.203.04	07.204.04	07.205.06	07.206.04	7/16"	6	4700	397-408	307-318	350	260	12	15	11
-	-	07.205.07	-	7/16"	7	4700	397-408	307-318	350	260	12	15	11
07.203.05	07.204.05	07.205.08	07.206.05	1/2"	7	5400	438-453	332-347	387	281	14	18	12.7
-	-	07.205.09	-	1/2"	8	5400	438-453	332-347	387	281	14	18	12.7
07.203.06	07.204.06	07.205.10	07.206.06	5/8"	8	8000	536-553	404-421	491	359	18	20	16
-	-	07.205.11	-	5/8"	10	8000	536-553	404-421	491	359	18	20	16
07.203.07	07.204.07	07.205.12	07.206.07	3/4"	10	13000	625-655	465-495	586	426	24	24	19
-	-	07.205.13	-	3/4"	12	13000	625-655	465-495	586	426	24	24	19

◢ A (07.203.xx)

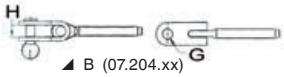

◢ B (07.204.xx)

◢ C (07.205.xx)

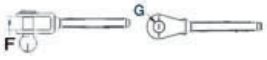

◢ D (07.206.xx)

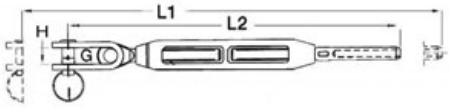

◢ A + B + C (07.203.xx + 07.204.xx + 07.205.xx)

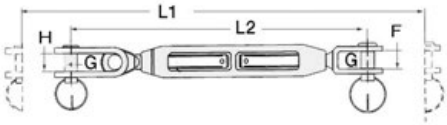

◢ A + B + D (07.203.xx + 07.204.xx + 07.206.xx)

Stainless steel turnbuckle

AISI 316

UNF threads. Order the A+B+C or A+B+D combination.

How to compose: 1 canula + 1 left-hand thread + 1 right-hand thread (choose between two types)													
Open bottle (A)	Left thread	Right thread		UNF thread	Line Ø mm	A+B+C		A+B+D		F mm	H mm	G mm	
	jointed fork (B)	press-fitting terminal (C)	fixed fork (D)			L1 mm	L2 mm	L1 mm	L2 mm				
07.183.01	07.184.01	07.185.01	07.186.01	1/4"	3	255	193	225	163	9.5	8	6	
07.183.02	07.184.02	07.185.02	07.186.02	5/16"	4	304-310	226-234	268	192	11	10	8	
-	-	07.185.03	-	5/16"	5	304-310	226-234	268	192	11	10	8	
07.183.04	07.184.04	07.185.04	07.186.04	3/8"	5	349-364	265-280	313	229	12	12	9	
-	-	07.185.05	-	3/8"	6	349-364	265-280	313	229	12	12	9	
07.183.06	07.184.06	07.185.06	07.186.06	1/2"	7	438-453	332-347	387	281	14	18	12	
-	-	07.185.07	-	1/2"	8	438-453	332-347	387	281	14	18	12	
07.183.08	07.184.08	07.185.08	07.186.08	5/8"	8	536-553	404-421	491	359	18	20	16	
-	-	07.185.09	-	5/8"	10	536-553	404-421	491	359	18	20	16	

◢ A (07.183.xx)



◢ B (07.184.xx)

◢ C (07.185.xx)

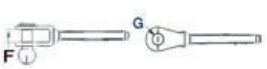

◢ D (07.186.xx)

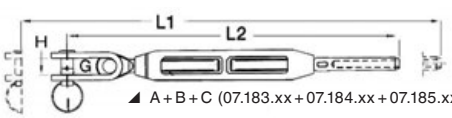

◢ A + B + C (07.183.xx + 07.184.xx + 07.185.xx)

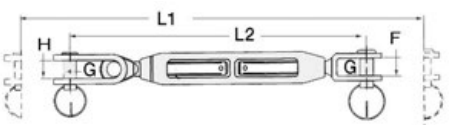

◢ A + B + D (07.183.xx + 07.184.xx + 07.186.xx)

Turned Rigging screws

Made of mirror polished **AISI 316 stainless steel**; fine finish, sliding threads, generously sized to provide a strong adjusting travel.

Code	Thread D1 MA	L1 mm	A mm	D mm	H mm	LG mm	Working load kg
07.192.04	4	115	4.5	4	8	175	410
07.192.05	5	127	5.5	5	10	195	460
07.192.06	6	150	6	6	10	230	910
07.192.08	8	180	8	8	11	255	1330
07.192.10	10	220	10.2	9	14	300	2180
07.192.12	12	270	14	12	20	380	3200
07.192.14	14	290	13	12	20	328	4300
07.192.16	16	340	17	12	26	480	5310
07.192.20	20	340	20	19	29	387	7940

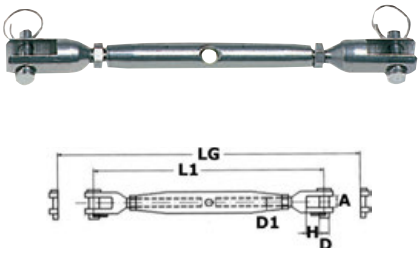

Turned rigging screws with press-fitting terminal for stainless steel cables

Mirror-polished in **stainless steel AISI 316**. Precise finish, sliding threads, generously sized for a strong adjustment range.

Code	Thread D1 MA	Line Ø mm	L1 mm	A mm	H mm	LG mm
07.194.06	6	3	180	6	10	250
07.194.08	8	4	210	8	11	285
07.194.10	10	5	240	10.2	14	330
07.194.12	12	6	300	14	20	410

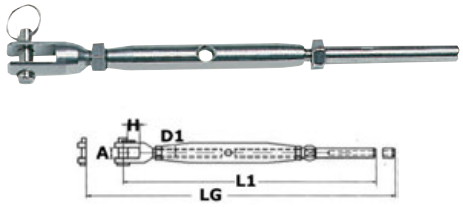

Rigging screws with built-in stainless steel allen spanner terminals

Made of **AISI 316 stainless steel**, suitable for **lifeline** ends.

Code	For bare cables Ø mm	For coated cables mm	A mm	B mm	C mm	D mm
07.190.06	5/6	6	170	240	6.2	12

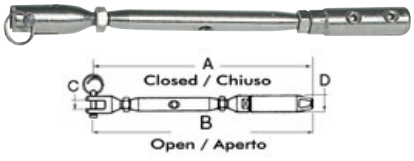

Turned rigging screws with built-in terminal suitable for Parafil cables

AISI 316 stainless steel.

Code	Line Ø mm	A mm	B mm	C mm	D mm
07.196.07	7	187	240	6	13
07.196.09	9	190	240	6	14

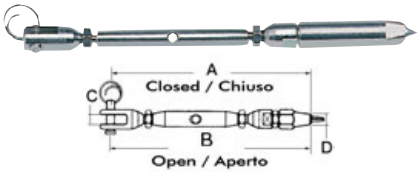

Rigging screws with self-locking terminal

Made of AISI316 stainless steel. The inner cone **automatically blocks** the cable when inserting it.

Code	Thread D1 MA	Line Ø mm	A mm	B mm	C mm	Working load kg
07.385.06	6	3	175	245	7.5	170
07.385.08	8	4	200	285	11	304
07.385.10	10	5	245	335	12	474
07.385.12	12	6	290	405	14	571



Rigging screws with two fixed jaws

AISI 316 stainless steel.

Code	Thread D1 MA	L1 mm	L mm	A mm	D mm	H mm	Working load kg
07.198.05	5	120	70	6.5	5	10	400
07.198.06	6	140	90	7.5	6	10	600
07.198.08	8	180	120	11	8	11	1000
07.198.10	9	220	150	12	9	14	1400
07.198.12	12	300	200	14	12	20	2400



Eye to Eye Rigging screws

AISI 316 stainless steel.

Code	Thread D1 MA	L1 mm	L mm	A mm	Working load kg
07.193.04	4	100	60	7	87
07.193.05	5	120	70	8	160
07.193.06	6	150	90	10	320
07.193.08	8	200	120	14	560
07.193.10	10	240	150	16	880

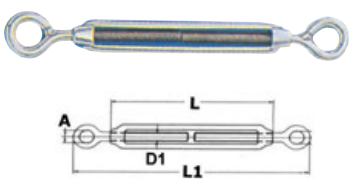

Turnbuckle with two articulated jaws

AISI 316 stainless steel.

Code	Thread D1 MA	L1 mm	A mm	D mm	H mm	LG mm	Working load kg
07.195.06	6	160	7	6	15	230	600
07.195.08	8	190	10	8	20	265	1000
07.195.10	10	230	12	9	25	320	1400
07.195.12	12	280	13	12	30	390	2400

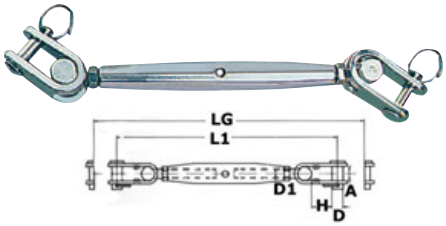

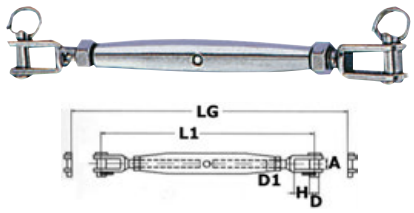

Rigging screws with two fixed jaws

AISI 316 stainless steel.

Code	Thread D1 MA	L1 mm	A mm	D mm	H mm	LG mm	Breaking load kgF
07.197.04	4	110	5.5	4	8	160	346.5
07.197.05	5	130	6.5	5	10	190	571
07.197.06	6	150	7.5	6	10	220	785
07.197.08	8	165	11	8	11	240	1417
07.197.10	10	190	12	9	14	280	2223
07.197.12	12	245	14	12	20	360	3263
07.197.14	14	270	15	12	22	390	4445
07.197.16	16	310	17	16	26	450	9075

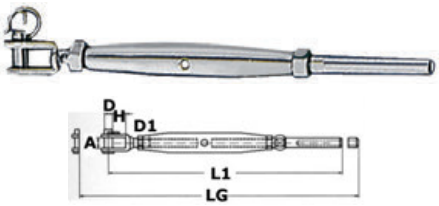

Rigging screws with fixed jaw and press-fitting terminal

AISI 316 stainless steel.

Code	Thread D1	Line Ø mm	L1 mm	A mm	D mm	H mm	LG mm	Working load kg
07.191.06	M6	3	175	7.5	6	10	245	250
07.191.08	M8	4	200	11	8	11	275	350
07.191.10	M10	5	230	12	9	14	320	550
07.191.12	M12	6	285	14	12	20	400	1250

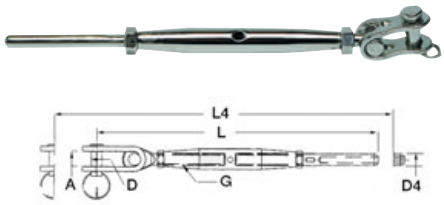

Rigging screws with articulated jaw and press-fitting terminal

AISI 316 stainless steel.

Code	Line Ø mm	G mm	L mm	L4 mm	D4 mm	A mm	D mm	Working load kg
07.202.06	3	6	180	257	6.35	7	6	238
07.202.08	4	8	212	297	7.5	10	8	450
07.202.10	5	10	246	361	9	12	9	625
07.202.12	6	12	292	-	12.5	13	12	925

Rigging screw protectors made of UV-resistant white polyester

Very sturdy, fitted with **hook&loop fastener**, fine and convenient design providing protection for sails and the legs of the crew.

Code	Ø mm	Length mm
07.596.01	30	400
07.596.02	40	500
07.596.03	50	600



Smart Pins tightening system for turnbuckles

Fast and innovative system, an option to the traditional split pins. Made up of an AISI316 stainless steel pin and a Velcro strap for a safe use of the rigging terminals.
Slip the pin into the terminal hole and tighten the Velcro strap around the bottle screw. **4-pc package**.

Code	Thread size		D mm	H mm	B mm	L mm
	mm	G				
07.597.00	M6	1/4"	2	8	16	100
07.597.01	M8 - M10	5/16" - 3/8"	2.5	10	16	130
07.597.02	M12	7/16" - 1/2"	3.2	13	20	180
07.597.03	M16 - M20	5/8" - 3/4"	4	20	20	220

OSCULATI

◢ 07.595.64/65

Cover trims for shrouds and rigging screws, made of anodized aluminium

Composed of two halves with dovetail joint. End cap in **black nylon** not included. This system **avoids having to dismantle the shrouds** to install the profile. Can be cut as needed. The caps must be fixed with the special pin that also contains the shrouds. The tube must be drilled once cut to size.

Profile	Ø mm	Maximum wire mm	Length m	Cap
07.595.40	**40**	7	2	**07.595.64**
07.595.60	**60**	12	2	**07.595.65**

MARLOW soft shackles

MARLOW soft shackles

Made with a 12-strand high-strength braid without cover. In comparison with traditional steel shackles, fabric shackles offer excellent pull under load with reduced weight and are easier to release when no load is applied. To be used to fix sheets, halyards, blocks and rigging in general.

Code	Ø mm	Breaking load kg		Length mm
08.300.03	3	1000	8	150
08.300.04	4	2000	10	170
08.300.05	5	2250	16	160
08.300.06	6	4500	24	300
08.300.08	8	8700	60	450

The length indicated refers to the soft shackle when open.

OSCULATI

Soft shackle

Soft shackles are hand-made with a Marlow D12 Dyneema SK78 line without cover.
In comparison with traditional steel shackles, fabric shackles offer excellent pull with reduced weight.
Available color: black.

Marlow®

WITH Dyneema®

Code	Ø mm	Breaking load kg		Length mm	ORDER BY BOX
08.310.04	4	2370	5.5	200	2
08.310.06	6	4010	9	300	2
08.310.07	7	6160	14.9	350	2
08.310.09	9	7980	27.4	450	2

The length indicated refers to the soft shackle when open.

Shackles

OSCULATI

Galvanised steel D-Shackles

Fine finish and high quality threads, heavy galvanization.

Code	Pin mm	Ø D mm	A mm	L mm	Working load kg	Breaking load kg	ORDER BY BOX
08.320.05	5	5	10	20	80	320	10
08.320.06	6	6	13	25	100	400	10
08.320.08	8	8	16	32	200	800	10
08.320.10	10	10	19	38	320	1280	10
08.320.12	12	12	25	51	520	2080	10
08.320.14	14	14	28	58	800	3200	-
08.320.16	16	16	32	64	1100	4400	-
08.320.20	20	20	38	76	1500	6000	-
08.320.25	25	25	51	100	2100	8400	-

Galvanized lyre shackle

Its shape makes it deal to be used with thimbles.

Code	Pin mm	Ø D mm	A mm	L mm	Working load kg	Breaking load kg	ORDER BY BOX
08.329.06	6	6	13	25	100	400	20
08.329.08	8	8	16	32	200	800	10
08.329.10	10	10	19	38	320	1280	10
08.329.12	12	12	25	51	520	2080	-
08.329.14	14	14	28	58	800	3200	-
08.329.16	16	16	32	64	1100	4400	-
08.329.20	20	20	38	76	1500	6000	-
08.329.25	25	25	51	100	2100	8400	-

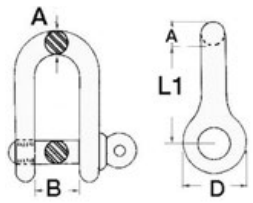

Stainless 'D' Shackles AISI 316

AISI 316

Made of mirror polished **AISI 316 stainless steel**; fine finish, sliding thread.

Code	A mm	B mm	D mm	L1 mm	Working load kg	Breaking load kg	ORDER BY BOX
08.321.04	4	8	8	16	148	580	10
08.321.05	5	10	10	20	232	910	10
08.321.06	6	12	12	24	337	1320	10
08.321.08	8	16	16	32	605	2370	10
08.321.10	10	20	20	40	952	3730	10
08.321.12	12	24	24	48	1400	5490	-
08.321.14	14	28	28	56	1908	7480	-
08.321.16	16	32	32	64	2492	9770	-
08.321.19	19	38	38	76	3472	13610	-
08.321.22	22	45	47	104	4712	18470	-

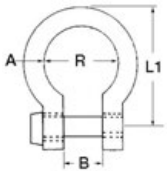

Stainless Bow shackles

AISI 316

Made of mirror polished **AISI 316 stainless steel**; fine finish, sliding thread.

Code	A mm	B mm	L1 mm	R mm	Working load kg	Breaking load kg	ORDER BY BOX
08.421.04	4	8	19	14	138	550	10
08.421.05	5	10	20	17	250	1000	10
08.421.06	6	12	24	21	425	1700	10
08.421.08	8	16	32	28	700	2800	10
08.421.10	10	20	40	34	1375	5500	10
08.421.12	12	24	48	42	1500	6000	-
08.421.14	14	28	56	50	1750	7000	-
08.421.16	16	32	64	56	2500	10000	-
08.421.19	19	38	87	66	3750	15000	-
08.421.22	22	44	99	78	4750	19000	-

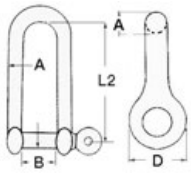

Long 'D' shackles

AISI 316

Made of mirror polished **AISI 316 stainless steel**; fine finish, sliding thread.

Code	A mm	B mm	D mm	L2 mm	Working load kg	Breaking load kg	ORDER BY BOX
08.323.04	4	8	8	32	148	580	10
08.323.05	5	10	10	40	232	910	10
08.323.06	6	12	12	48	337	1320	10
08.323.08	8	16	16	64	605	2370	10
08.323.10	10	20	20	80	952	3730	-
08.323.12	12	24	24	96	1401	5490	-

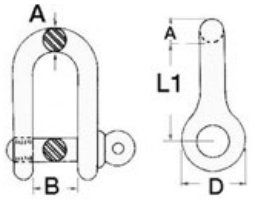

'D' Shackles with captive pin

U-shaped model.

Code	A mm	B mm	D mm	L1 mm	Working load kg	Breaking load kg	ORDER BY BOX
08.220.04	4	8	9	16	133	520	10
08.220.05	5	10	10	20	209	820	10
08.220.06	6	12	12	24	304	1190	10
08.220.08	8	16	16	32	543	2130	10
08.220.10	10	20	20	40	857	3360	10
08.220.12	12	24	24	48	1260	4940	-
08.220.14	14	28	28	46	-	-	-

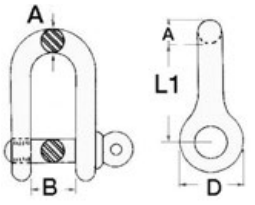

Bow shackles with captive pin

AISI 316

Made of mirror polished **AISI 316 stainless steel**; fine finish, sliding thread.

Code	A mm	B mm	D mm	L1 mm	Working load kg	Breaking load kg	ORDER BY BOX
08.221.04	4	8	9	16	145	580	10
08.221.05	5	10	10	20	227	910	10
08.221.06	6	12	12	24	330	1320	10
08.221.08	8	16	16	32	592	2370	10
08.221.10	10	20	20	40	932	3730	-
08.221.12	12	24	24	48	1372	5490	-



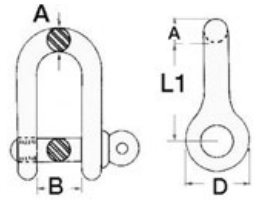

Long 'D'shackles with captive pin

AISI 316

Made of mirror polished **AISI 316 stainless steel**; fine finish, sliding thread.

Code	A mm	B mm	D mm	L1 mm	Working load kg	Breaking load kg	ORDER BY BOX
08.222.05	5	10	10	40	230	910	10
08.222.06	6	12	12	48	330	1320	10
08.222.08	8	16	16	64	590	2370	10
08.222.10	10	20	20	80	930	3730	-
08.222.12	12	24	24	96	1370	5490	-

Wide jaw 'D' shackles

Made of mirror polished, **forged AISI 316 stainless steel**.

Code	Ø D mm	A mm	L mm	Working load kg	Breaking load kg	ORDER BY BOX
08.325.05	5	25	22.5	232	910	10
08.325.06	6	24	36	337	1320	10
08.325.08	8	28	35	605	2370	10
08.325.10	10	40	60	952	3730	5
08.325.12	12	48	72	1400	5490	5

Long 'D' Shackles with captive locking pin

AISI 316

Made of **investment cast AISI 316 stainless steel**.

With stop bar	Standard	Ø D mm	A mm	L mm	L1 mm	Working load kg	Breaking load kg
08.764.05	**08.763.05**	5	12	40	40	163	640
08.764.06	**08.763.06**	6	15	46	46	258	1010
08.764.08	**08.763.08**	8	20	64	64	401	1570

Twisted bow shackles

Made of forged AISI 316 stainless steel, very sturdy, excellent finish, long torsion.

Code	Ø A mm	B mm	L1 mm	Working load kg	Breaking load kg	ORDER BY BOX
08.856.04	4	9	22	140	700	10
08.856.05	5	12	28	200	1000	10
08.856.06	6	13	34	300	1500	10
08.856.08	8	17	41	520	2600	10
08.856.10	10	21	47	1000	5000	-
08.856.12	12	25	60	1200	6000	-

Stainless Strip Shackles (D-form)

Made of printed sheet mirror polished **stainless steel**, excellent finish.

Code	Version	Pin Ø mm	Length H mm	Width B mm	Working load kg	Breaking load kg	ORDER BY BOX
08.865.04	long	4	25	10	200	700	10
08.865.05	long	5	39	16	220	1100	10
08.865.06	long	6	43	14	400	2000	10
08.865.08	long	8	42	18	600	3000	10
08.765.04	Short	4	17	10	117	460	10
08.765.05	Short	5	20	12	186	730	10
08.765.06	Short	6	26	15	270	1060	10

Multipurpose tools

Multi-purpose tool made of AISI 316 stainless steel

Ideal to open/close shackles.

Code	Description
08.360.06	Suitable as unshackle device and as bottle opener.

Hooks

Snap-hooks with screw opening

Made of **AISI 316 stainless steel**, very sturdy.

Code	B mm	D mm	L mm	S mm	Working load kg	Breaking load kg	ORDER BY BOX
08.874.35	10	3.5	29	4.5	153	612	10
08.874.40	12	4	32	5.5	214	857	10
08.874.50	13	5	39	6.5	309	1234	10
08.874.60	14	6	45	7.5	393	1571	10
08.874.80	18	8	58	9.5	622	2489	10
08.874.10	22	10	69	12	903	3612	10

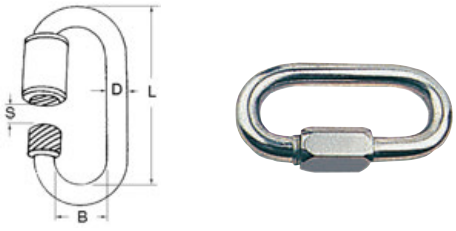

Delta snap-hooks with screw opening

Made of **AISI 316 stainless steel**.

Code	A mm	B mm	C mm	D mm	E mm	Working load kg	Breaking load kg
08.875.03	3.5	35	33	4.5	4.5	214	840
08.875.04	4.5	50	30	6.2	6.2	309	1210
08.875.06	6	55	35	8	10	393	1540

Swivels

Swivels

Made of **stainless steel** with slip off pins and ring.

Code	Swivelling fork mm	Working load kg	Breaking load kg
08.070.05	10x15	160	480
08.070.06	13x15	450	1350



Swivels

Made of **heavy stainless steel**.

Code	Internal length mm	Centre distance mm	Pins mm	Working load kg	Breaking load kg
08.071.08	14	42	8	600	1800

Hooks

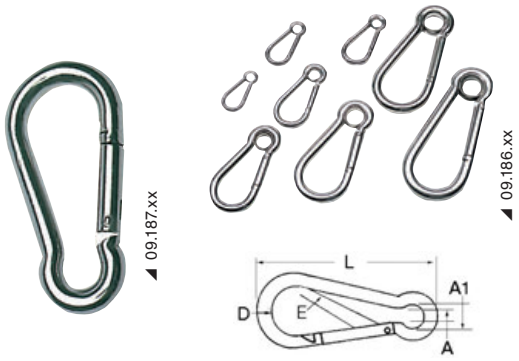

Carbine hooks made of mirror polished AISI 316 stainless steel

AISI 316

Fitted with stainless steel spring, model available with or without eye.

Version		D mm	L mm	A1 mm	A mm	E mm	Working load kg	Breaking load kg	ORDER BY BOX
with eyelet	without eyelet								
-	**09.187.03**	3	35	5	4	6	15	60	10
09.186.04	**09.187.04**	4	40	6	5	7	36	145	10
09.186.05	**09.187.05**	5	50	9	6	8	45	181	10
09.186.06	**09.187.06**	6	60	13	8	9	63	254	10
09.186.07	**09.187.07**	7	70	13	8	10	90	362	10
09.186.08	**09.187.08**	8	80	13	8	11	113	453	10
09.186.10	**09.187.10**	10	100	16	10	14	181	725	10
09.186.12	**09.187.12**	11	120	18	11	16	226	907	-
09.186.14	**09.187.14**	12	140	20	13	19	272	1088	-
09.186.16	**09.187.16**	13	160	22	14	26	317	1270	-

Stainless steel carabiner AISI 316

AISI 316

Made of **AISI 316 stainless steel**.

Version		D mm	L mm	E mm	Working load kg	Breaking load kg	ORDER BY BOX
with eyelet	without eyelet						
09.191.05	**09.190.05**	5	50	8	90	340	10
09.191.06	**09.190.06**	6	60	9	130	510	10
09.191.08	**09.190.08**	8	80	11	180	780	10
09.191.10	**09.190.10**	10	100	14	280	1180	5
09.191.12	**09.190.12**	11	120	18	360	1390	5

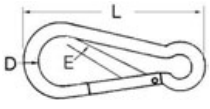

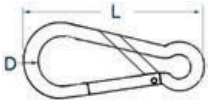

Carbine hooks with special asymmetric opening, made of stainless steel

AISI 316

Made of **AISI 316 stainless steel**; its special opening enables maximum flexibility.

Code	D mm	L mm	Passage mm	Working load kg	Breaking load kg
09.590.08	8	80	19	140	550
09.590.10	10	100	22	191	750
09.590.12	12	120	26	212	830

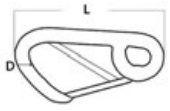

Snap-hooks with large opening, made of stainless steel

AISI 316

Made of mirror polished **AISI 316 stainless steel**; large opening.

Code	D mm	L mm	Passage mm	Working load kg	Breaking load kg
09.185.08	8	80	16	200	780
09.185.10	10	100	19	300	1180
09.185.12	12	120	25	420	1650

Snap-hooks with spring opening, made of stainless steel

AISI 316

Made of **AISI 316 stainless steel**.

Code	Length mm	Working load kg	Breaking load kg	ORDER BY BOX
09.247.31	31	17	65	10
09.247.50	50	46	182	10
09.247.70	70	59	231	10
09.247.10	100	174	683	5

Coloured carabiner hooks

In **red anodized aluminum**.

Code	size mm	ORDER BY BOX
09.183.05	50	10
09.183.06	60	10
09.183.08	80	10

Snap-hooks with large opening, made of stainless steel

AISI 316

Made of **AISI 316 stainless steel**, hooking without grips.

Version			A mm	B mm	E mm	Working load kg	Breaking load kg
Standard	with eyelet	with rotating safety collar					
09.177.06	**09.178.06**	-	61	6	10	63	158
09.177.08	**09.178.08**	-	82	8	14	113	283
09.177.10	**09.178.10**	-	101	10	18	181	453
09.177.12	**09.178.12**	**09.179.12**	122	11	23	226	566

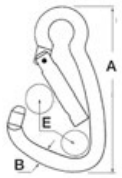

◢ 09.177.xx

◢ 09.178.xx

◢ 09.179.xx

Stainless Carbine hooks with screw safety sleeve

AISI 316

Made of **AISI 316 stainless steel.**

Code	Length mm	Working load kg	Breaking load kg
09.195.06	60	63	254
09.195.08	80	113	453
09.195.10	100	181	725
09.195.12	120	226	907

Carbine hook with outer opening, made of stainless steel

Safety spring sleeve with eyelet.

Code	Length mm	Working load kg	Breaking load kg
09.287.06	60	100	500
09.287.08	80	-	-
09.287.10	100	-	-

Stainless steel Carbine specially designed for safety harnesses

Made of **stainless steel**, includes automatic spring safety lock to prevent accidental opening.

Code	Length mm	Working load kg	Breaking load kg
09.200.00	100	500	2500

Stainless steel snap-hook for water skiing complying with Ri.Na standard (declaration 165/06/DIP dated 18/04/1988)

AISI 316

Made of **AISI 316 stainless steel**; it opens immediately from any direction even when loaded, simply pull the release houseline.

Code	Ø mm	A mm	B mm	C mm	Working load kg	Breaking load kg
09.525.00	15.8	59.5	37	16.7	150	800
09.525.01	22.3	100	49	20.7	300	1200

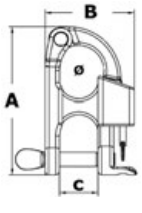

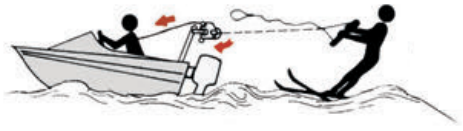

Sail snap hooks

Aluminium spike

For opening tightened snap-shackles.

Code	Length mm	For shackles
09.844.00	200	**09.855.01; 09.855.02; 09.855.03**

Snap-Shackles for spinnaker, halyards and general purposes, made of stainless steel

AISI 316

Made of mirror polished **AISI 316 stainless steel**; swivelling eye.

Code	A mm	B mm	L mm	Working load kg	Breaking load kg
09.845.70	12	12	70	275	1100
09.845.90	16	16	87	500	2000
09.845.13	22	22	128	416	1630

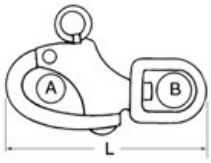

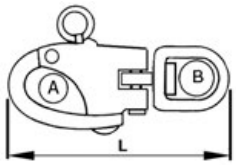

Double-joint snap-shackles for spinnaker, halyards and general purposes, made of stainless steel

AISI 316

Made of **AISI 316 stainless steel**;**double joint** model with swivelling eye.

Code	A mm	B mm	L mm
09.846.01	16	14	82
09.846.02	21	16	105

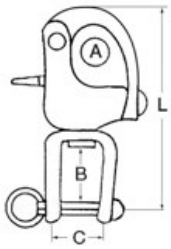

Snap-shacke with swivel and fork for spinnaker, halyards and general purposes, made of stainless steel

AISI 316

Made of mirror polished **stainless steel**; eye fitted with swivelling shackle.

Code	A mm	B mm	C mm	L mm	Working load kg	Breaking load kg
09.939.01	12	12	12	70	163	640
09.939.02	16	13	13	87	224	880
09.939.03	22	16	22	128	416	1630

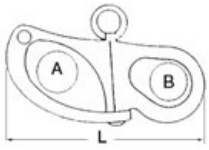

Snap-shackle for spinnaker, halyards and general purposes, made of stainless steel

AISI 316

Made of **AISI 316 stainless steel**.

Code	A mm	B mm	L mm	Working load kg	Breaking load kg
09.945.32	11	6	36	58	230
09.945.50	12	9	52	324	1270
09.945.75	16	12	66	449	1760
09.945.90	22	16	96	823	3260

Snap-shackles for sheets, halyards and spinnakers, made of stainless steel

AISI 316

Made of mirror polished AISI 316 stainless steel; **fitted with trigger opening**.

Code	Length mm	A mm	B mm	Working load kg	Breaking load kg
09.855.01	85	17	11	300	1200
09.855.02	105	21	14	550	2200
09.855.03	127	26	17	750	3000

Snap-hooks

Snap-hooks for jib

Made of **polished stainless steel**.

Code	L mm	A mm	B mm	Working load kg	Breaking load kg
09.963.01	55	9	8	97	380
09.963.02	65	11	10	120	470
09.963.03	90	17	13	222	870

Snap-hooks with swivel, made of stainless steel

AISI 316

AISI316 stainless steel. For closed eyelet jib.

Code	Length mm	Working load kg	Breaking load kg
09.251.00	69	18	72
09.251.01	83	24	95
09.251.02	94	35	136
09.251.03	113	46	180

Snap-hooks with flat eye to fit belts, made of stainless steel

AISI 316

Made of **AISI 316 stainless steel**; eye suitable for 25 mm ribbons; ideal for boat awning tensioners.

Code	A mm	B mm	C mm	ORDER BY BOX
09.250.00	48	5	25	10

Snap-hooks with rectangular eye for webbing, made of stainless steel

AISI 316

Made of AISI 316 stainless steel; safety torsion lock.

Code	Length mm	For maximum tape width mm
09.249.01	52	26
09.249.02	72	32
09.249.03	90	40

Snap-hook with buckle, made of AISI 316 stainless steel

AISI 316

Built-in with high resistance buckle.

Code	For tape mm	ORDER BY BOX
09.250.20	25	10

AISI316 stainless steel snap shackle

For 25- or 30-mm tape.

Code	⟷ mm			
	A	B	C	D
09.252.25	54.3	8.5	25	35.5
09.252.30	54.3	8.5	28.4	35.5

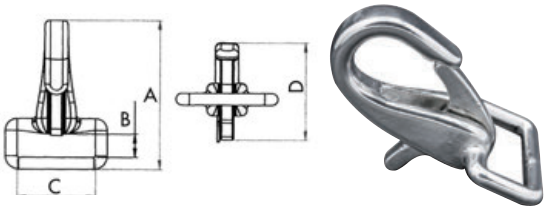

Plate/buckle for tapes

AISI 316

Made of polished AISI 316 stainless steel, with **removable** and 5° to 125° **balancing** buckle.

Code	For tapes max mm	Base mm
46.670.60	30	45x34

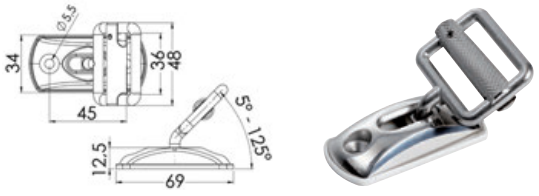

Plate fitted with openable hook

To be mounted with holes; spring tongue.

Code	Material	L mm	W1 mm	W2 mm	S mm	D mm	H mm	ORDER BY BOX
09.171.00	chromed brass	30	36	25	7	4.2	27	1
09.172.01	AISI316 stainless steel	27	33	20	7	4	25.5	10
09.172.02	AISI316 stainless steel	35	31	19	10	4.5	31.5	10

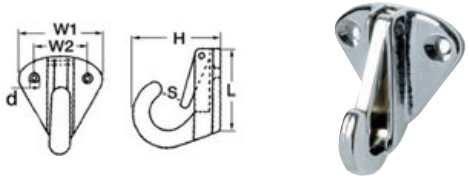

Hooks

Curved screw hooks made of stainless steel

In display blister.

Code	Length mm	Wire Ø mm	ORDER BY BOX
09.034.01	37	3.5	7
09.034.02	44	4	5

Screw eyes made of stainless steel

In display blister.

Code	Length mm	Wire Ø mm	ORDER BY BOX
09.033.00	25	2.5	12
09.033.01	28	3	10
09.033.02	32	3.5	7
09.033.03	38	4	5
09.033.04	45	4.5	4

Stainless steel L-shape screw hook

In display blister.

Code	Length mm	Wire Ø mm	ORDER BY BOX
09.035.01	32	3	10
09.035.02	40	3.5	7
09.035.03	47	4	5

◢ 09.034.xx

◢ 09.033.0x

◢ 02.035.0x

Knives

Sail knife with plastic grip, made of stainless steel

Hand-grip coated with colored plastic, fitted with fid and shackle opener.

Code	Handle colour	Blade- mm	Length when open mm	Length when closed mm	g
10.285.11	yellow	65	155	100	118
10.285.12	orange	65	155	100	118
10.285.13	blue	65	155	100	118

Sail knife made of stainless steel

Supplied with blade, fid, folding shackle key and screwdriver, high quality finish.

Code	Handle colour	Blade- mm	Length when open mm	Length when closed mm	g
10.285.10	Stainless steel polished	65	150	100	102

High quality knife made of stainless steel

Equipped with shackle key, fid, bottle opener, screwdriver, hook disgorger; it comes in a blister package.

Code	Handle colour	Blade- mm	Length when open mm	Length when closed mm	g
10.285.05	Steel polished to a mirror finish	70	155	100	142

Knife + fid in leather cover

Knife in stainless steel with wooden handle. **Awl** with grill opener and **leather sheath** with belt attachment, practical and sturdy.

Code	Handle colour	Blademm	Length when open mm	Length when closed mm	g
10.285.20	Wood	131	230	240	220

New **Folding knife for life rafts**

Code **10.285.60**

FLOATING

Folding knife made of floating stainless steel with an ergonomic plastic handle. Includes a 2-meter polyester rope for practical use in emergency situations. Ideal for onboard equipment and life rafts.

Accessories for weighting

Marlow®

MARLOW professional kit for line splicing

Code	Description
10.291.00	It includes: marlinespike, 2 x steel needles (1 x 25-cm long and 1 x 50-cm long), whipping twine, finish tape, illustrated instructions.

Feeder kit for line splicing (for ropes with core and sheath)

Code	Description
10.292.00	5 Feeders for 4- to 20-mm long lines. Aluminium construction - except 4/6 made of stainless steel. It comes in its case.

MARLOW whipping twine

Suitable for sewing sails and splicing lines, **plastic** spools. Made of waxed polyester

Code	Colour	Thread	Spools m	Ø m	ORDER BY BOX
10.207.02	white	Thin	92	0.5	12 pcs
10.207.04	white	Medium	41	0.8	12 pcs
10.207.08	white	Thick	23	1.1	12 pcs
10.207.14	red	Medium	41	0.8	12 pcs
10.207.24	blue	Medium	41	0.8	12 pcs
10.207.34	black	Medium	41	0.8	12 pcs

Sail repair Kit

Code **10.290.00**

Includes: 2 spools of polyester thread 06.439.01/10.287.01; - 1 piece of paraffin for thread; - a pair of scissors; - 5 needles 10.286.00; - 2.5 meters of self-adhesive Dacron 10.288.00; - 1 palm guard; - 1 square of Dacron fabric; - 1 splicer 10.285.70; - 1 awl 10.285.70. All in a handy plastic jar.

Sail needles

Package of assorted needles. Ideal to repair and reinforce the sails.



Code	Description
10.286.00	A series of 5 different sail needles.

Polyester thread

Special high strength thread suitable for sewing sails.

Code	Colour	m
10.287.01	white	30

Fids

Made of **stainless steel** with handle, suitable for splicing

Code	Version
10.285.70	small
10.285.71	Large (for lines over 11/12 mm)

Palm guard

Made of **leather** with reinforced metal, suitable for sewing or splicing.

Code	Version
10.285.80DX	right
10.285.80SX	left

Kit to cover steering wheels with leather

Pre-punched leather cover kit for steering wheels, 120-cm max diameter and 22-mm tube. Display blister containing what's necessary to cover steering wheels with leather. You can choose the smooth or suede side to be sewn.
The kit contains:
- 2 x strips of pre-punched leather with already made wheel central seam.
- 2 x reels of Marlow thread.
- 2 needles.
- 1 punch.

◢ 65.527.01

Code	Colour
65.527.01	Brown glossy or suede
65.527.02	Glossy or suede ice white

◢ 65.527.01

D-SPLICER splicing tools



D-SPLICER set of 4 needles

Interchangeable handle on each needle.

Code	Description
10.301.00	The splicing set includes 4 needles of different size: N. 2 x Ø 1 mm x 24 cm suitable for < Ø 2 mm line splicing, N. 2 x Ø 1.5 mm x 26 cm suitable for Ø 2-4 mm line splicing.

D-SPLICER kit for splicing ropes

Kit for leading ropes up to 16 mm inside a portable bag.

Code	Description
10.300.00	Kit for leading ropes consisting of: a needle F15, a ceramic knife D-24, an adhesive tape of 66 m, sewing needle kit, waxed thread spool, palm guard, ankle strap, set 4 feeders.

D-SPLICER needle

With fixed handle for easy use.

Code	Initials	Ø-needle mm	Line Ø mm
10.302.10	F10	1	0 - 2
10.302.15	F15	1.5	2 - 4
10.302.20	F20	2	4 - 6
10.302.25	F25	2.5	6 - 8



◢ When using the needles in the right manner one can extend their lifespan

◢ YES! Clamp only the tip of the rope

◢ NO! Do not double the rope



◢ YES! Taper thicker ropes OR take a larger D-SPLICER needle

◢ NO! Too thick!



D-SPLICER splicing handbook

Handbook with detailed instructions for good and long-lasting splicing.

Code	Language
10.306.01	Italian
10.306.02	English

D-SPLICER ceramic knife

This knife remains sharp and cuts super fibers like Dyneema, Spectra & Vectran with ease. It comes in a protective cover.

Code	Initials	Suitable for
10.306.24	D-24	Ø-lines up to 20 mm

D-SPLICER scissors

Designed for cutting super fibres like Dyneema, Vectran, Stirotex.

Code	Initials	Suitable for
10.307.16	C-16	Ø-lines up to 8 mm

D-SPLICER tape

Strong, thin and smooth for perfect application.

Code	Roll
10.308.00	66 m x 2 cm

Repairs ribbons

PSP Staypput self-adhesive tapes for repairs

Adhesive tape "**Dacron SPI**" for repairing sails in a matter of seconds. Ideal for spinnakers, designed to reinforce the battens.

Code	Colour	Roll
10.288.00AR	orange	50 mm x 4.5 m
10.288.00AZ	Light blue-Dark blue	50 mm x 4.5 m
10.288.00BI	white	50 mm x 4.5 m
10.288.00RO	red	50 mm x 4.5 m
10.288.00VE	green	50 mm x 4.5 m

Code	Colour	Roll
10.288.00BL	blue	50 mm x 4.5 m
10.288.00GI	yellow	50 mm x 4.5 m
10.288.00NE	black	50 mm x 4.5 m
10.288.00BS	Dark blue	50 mm x 4.5 m
10.288.00CA	Carbon	50 mm x 4.5 m

PSP Heavy Duty Staypput self-adhesive tapes for repairs

Adhesive tape for sail repairs in a matter of seconds. Higher strength version for sailing boats over 10 metres.

Code	Colour	Roll
10.289.00	white	50 mm x 2 m
10.289.01	white	100 mm x 2 m

PSP Mylar self-adhesive tapes for repairs

Special clear adhesive tape suitable for repairing sails in a matter of seconds; Mylar is also suitable for Dracon sails and sails with other type of fabrics. Moreover, it can be used to repair clear windows on sail boards or surf boards.

Code	Colour	Roll
10.387.00	transparent	50 mm x 3 m
10.388.00	transparent	150 mm x 3 m

◢ 10.387.00

◢ 10.388.00

PSP Dacron Insigna self-adhesive tape for repairs

High strength self-adhesive tape, suitable for repairing part of sails that are subjected to considerable strains.

Code	Colour	Roll
10.288.40	white	75 mm x 1.5 m
10.288.41	black	75 mm x 1.5 m
10.288.42	red	75 mm x 1.5 m
10.288.43	blue	75 mm x 1.5 m

PSP Kite Tape, self-adhesive

Tear-proof self-adhesive tape ideal to repair kite or sheet sails. Apply on the tear so that it doesn't open further.

Code	Colour	Roll
10.288.10BI	white	150 mm x 2,5 m

PSP Dacron Wave Leech Tape, self-adhesive

Decron' self-adhesive tape designed to reinforce worn up sails (i.e. the mainsail leech) in leeward areas avoiding shaking and preserving their performance.

Code	Colour	Roll
10.288.20BI	white	75 mm x 3 m



New **Self-adhesive PSP patches for repairing laminated regatta sails.**

Made of ultra-resistant transparent film normally used to manufacture laminated sails.

Code	⟷ cm	Content	Colour
10.391.00	24 x 37	8 pieces	transparent

PSP Repair Patch self-adhesive tape

Two self-adhesive rectangular tapes, size 24 x 37 cm each; suitable for repairing large tears; to be applied on both sides of the sail.

Code	Material	Colour
10.385.00BI	DACRON	white
10.385.00BL	DACRON	blue

10.293.00

10.293.01

PSP Mast Collar self-amalgamating tape for mast foot

Self-amalgamating tape for sealing the mast foot on sailing boats.

Code	Colour	Roll
10.293.00	white	100 mm x 1,25 m
10.293.01	black	100 mm x 1,25 m

Pins, eyelets and mounting accessories



Cushion holder

Stainless steel. Pat A has to be fastened to the boat and part B has to be fastened to the back of the cushion. Then the two parts stuck one into the other.

Code	⟷ mm
10.320.00	50x50 (A) 50x15 (B)

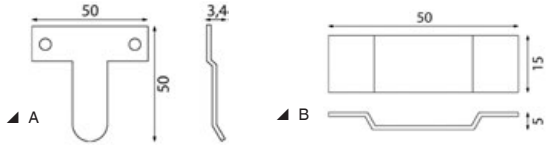

Snap fasteners made of stainless steel

Code	Description
10.301.01	A series of 15 x 17-mm Ø pins, male and female 10.303.11/12/13, for fitting onto canopies, tents, etc. It includes installation tool.

Snap fasteners made of chromed brass

Code	Description
10.301.02	Series of 10 buttons, head Ø 15 mm, lighter male and female type, for clothing, curtains, bags, etc. Complete with tool for installation.



Nickel-plated brass snap buttons and AISI 316 steel

AISI 316

Code	Description	Head Ø mm	Part	Material	Spring	ORDER BY BOX
10.301.11	Female head	17	A+B	Nickel plated brass	Brass	1000
10.301.12	Male to fasten under deck	-	C	Nickel plated brass	Brass	1000
10.301.13	Counterflange to fasten C on fabric	-	D	Nickel plated brass	Brass	1000
10.303.11	Female head	17	A+B	AISI 316	Brass	1000
10.303.12	Male to fasten under deck	-	C	AISI 316	Brass	1000
10.303.13	Counterflange to fasten C on fabric	-	D	AISI 316	Brass	1000
10.304.11	Female head	17	A+B	AISI 316 steel coated in white nylon	Brass	1000

TOP SNAPPER tool

Device to open automatic pins without ripping off the fabric.

Code	Material
10.299.75	SS and nylon

Pliers for snap fasteners 10.301.XX / 10.303.XX

Code	Description
10.299.85	Supplied without punches.

Deck press for snap fasteners 10.301.XX / 10.303.XX

Code	Description
10.299.80	Supplied without punches.

Punch set for snap fasteners 10.301.XX / 10.303.XX

Code	Match to	
	press	pliers
10.299.90	10.299.80	10.299.85

CAF-COMPO universal composite screw studs

CAF COMPO
made to match

It is compatible with all buttons on the market.
Available in various colors to perfectly match the installation point.
The screw is already integrated, allowing for greater speed in installation.
Versions:
A: suitable for all materials, including fiberglass, wood, and other composites.
B: developed for use in sandwich-constructions with min. 10-mm core thickness.
C: Metric thread for screwing into aluminium or iron (profiles, hulls, windscreens, etc.).

Code	Version	Stud	Thread	Colour	ORDER BY BOX
10.501.11	A	Universal	long	white	100
10.501.41	A	Universal	long	black	100
10.502.10	B	Universal	Short	white	10 (blister)
10.502.11	B	Universal	Short	white	100
10.503.31	C	Universal	Metric	grey	100
10.503.41	C	Universal	Metric	black	100

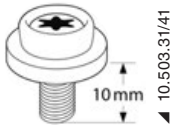

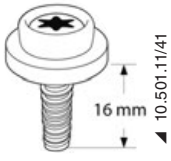

STAYPUT Press Clip plastic snap fasteners

UV-resistant and corrosion-resistant nylon products. They are easy to install and have a guaranteed and durable seal. Required hole size in fabric 5 mm. Ø head mm 18

Cap			Stud			Support		
white	black	ORDER BY BOX	white	black	ORDER BY BOX	white	black	ORDER BY BOX
10.313.01	10.313.51	100	10.313.02	10.313.52	100	10.313.03	10.313.53	100
10.314.01	10.314.51	1000	10.314.02	10.314.52	1000	10.314.03	10.314.53	1000





◢ 10.313.01; 10.314.01

◢ 10.313.03; 10.314.03

◢ 10.313.02; 10.314.02

◢ 10.313.51; 10.314.51

◢ 10.313.52; 10.314.52

◢ 10.313.53; 10.314.53

PERFIX

◢ 10.447.01/02 ◢ 10.446.01/02

◢ 10.448.01 ◢ 10.449.00 ◢ Assembly key

PERFIX snap fasteners

For fastening awnings, coverings, cushions, upholstery, etc.
Manufactured in **plastic composite**, they offer the advantage of having the part to be fastened on deck **without protrusions harmful to the feet** and that can get tangled in the onboard ropes.
Completely corrosion-resistant and UV-resistant.

☐ white	■ blue	Description	ORDER BY BOX
10.446.01	**10.446.02**	Spring lock pin to install on cushion/sheet	100*
10.447.01	**10.447.02**	Female to install on deck	100**
10.448.01	**10.448.02**	Female with counterplate to install on fabric	100*
10.449.00	**-**	Installing harness	-

* *Mounting key included*
** *Self-tapping screws 4.2 x 16 included*



◢ PREVENT ACCIDENTS BY USING PERFIX FASTENERS

◢ Installation

LOXX

◢ 10.440.00 ◢ 10.440.02 ◢ 10.440.01



◢ 10.442.10 ◢ 10.441.00

◢ 10.444.10 ◢ 10.443.00

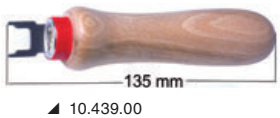

◢ 10.439.00

LOXX® German snap fasteners

Fitted with **press-functioning** system and spring lock on the female.

Code	Description	Material	ORDER BY BOX
10.440.00	Female for oversized head hood, 15-mm Ø for better grip, for fabric up to 3 mm thick.	Stainless steel	50
10.440.50	Female for oversized head hood, 15-mm Ø for better grip, for fabric up to 3 mm thick.	Stainless steel	5 (blister)
10.440.02	Female for oversized head hood, 15-mm Ø for very thick fabric up to 7 mm.	Chromed brass	50
10.440.01	Female for hood, standard version, 11-mm Ø head, for fabric up to 3 mm thick.	Chromed brass	50
10.441.00	Male with self-tapping stainless steel screw. Length A: 12 mm.	Stainless steel	100
10.441.50	Male with self-tapping stainless steel screw. Length A: 12 mm.	Stainless steel	5 (blister)
10.442.10	Male with screw and nut. Length A: 10 mm.	Stainless steel	100
10.442.51	Male with screw and nut. Length A: 10 mm.	Stainless steel	5 (blister)
10.444.10	Male with knurled ring to be fastened on the fabric.	Stainless steel	100
10.444.51	Male with knurled ring to be fastened on the fabric.	Stainless steel	5 (blister)
10.443.00	Male with plate to be fastened with screws or rivets.	Chromed brass	100
10.443.50	Male with plate to be fastened with screws or rivets.	Chromed brass	5 (blister)
10.439.00	Special tool designed to screw Tenax and Loxx pins.	-	1 (single)

◢ 10.440.50

◢ 10.441.50

◢ 10.442.51

◢ 10.444.51

◢ 10.443.50

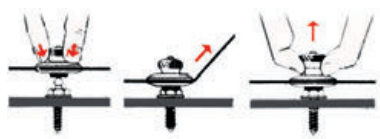

Turn buttons for canvas

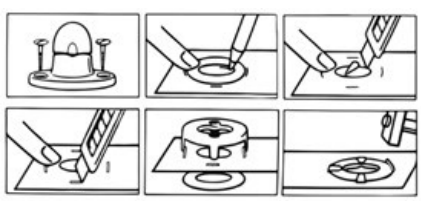

The blister contains: 4 complete pieces.

Code	Material	⟷ mm
10.455.02	Stainless steel	33

Button kit male + female

Kit of nickel-plated brass fasteners in a display blister.

Code	Content
10.416.49	2 x 10.440.00 + 2 x 10.441.00 + tool for screwing

Q-SNAP fasteners

AISI 316

PATENT / BREVETTATO

Stainless steel buttons AISI 316.
The male part features a latching tooth for the female, which in turn has a specific retaining lip. The two innovations combined allow for optimal tensioning of the cover while preventing accidental release.

Code	Product	ORDER BY BOX
10.300.01	Q-CAP (**A**) with pin 4.4 mm	100
10.300.02	Q-CAP (**A**) with pin 6.2 mm	100
10.300.03	Q-SOCKET (**B**)	100
10.300.04	Q-STUD (**C**)	100
10.300.06	Kit **A** (4.4 mm) + **B** + **C** + relative screws	10 A +10 B +10 C + screws
10.300.08	Starterkit	50 pcs 10.300.015, 50 pcs 10.300.035, 50 pcs 10.300.04 with screws of 3 types, 5 stainless rivets 1 pc 10.300.14, 1 pc 10.300.15, 5 pcs 10.300.16, 5 pcs 10.300.17, 1 pc 10.300.11

COMPLETION ACCESSORIES

10.300.14 *Tool for correct orientation and fixing of C*
10.300.17 *Plastic cap for C*
10.300.11 *DIY kit for assembly A+B*
10.300.10 *Industrial press for mounting A+B*
10.300.16 *Pin for correct positioning of A+B on the cloth when C is already mounted on the hull*

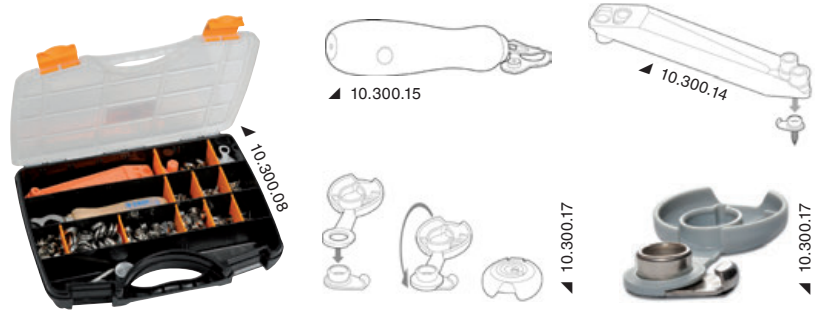

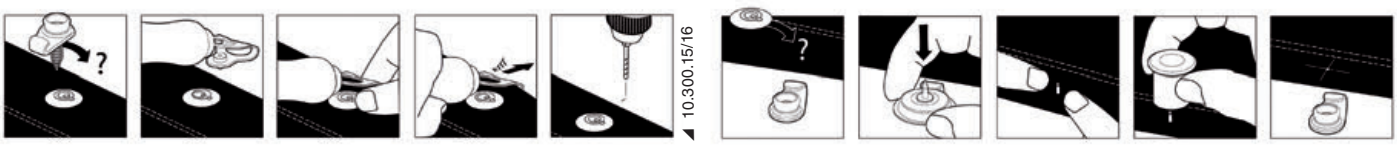

Eyelets made of brass

Display blister pack with installation kit.

Code	Bore Ø mm	Colour	ORDER BY BOX
10.372.05	5.5	nickel plated	40
10.372.08	8.5	nickel plated	24
10.372.11	11	nickel plated	15
10.372.15	14	Yellow	10

Fasteners made of nickel-plated brass for carpet

Code	Description	ORDER BY BOX
10.305.00	Female + male to be seamed on the carpet	100
10.306.00	Male with **S.S.** self-tapping screws, length 10 mm, to be screwed on the floor	100

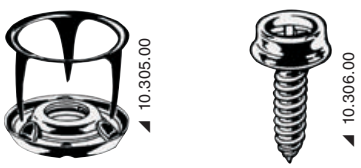

Turnbuckle for the cover

100% **nylon**. Press-fit the eyelet onto the fabric part. **Nylon** knob spring, white colour.

Code	⟷ mm	Description	ORDER BY BOX
10.426.00	35	Male to be fixed + eyelet for fabric	10

Magnetic and invisible anchoring system for cushions FOAM ANCHOR®

FOAM ANCHOR® is a intuitive and flexible anchoring system, its installation is very simple and makes any foam cushion magnetic.
The FOAM ANCHOR® system consists of a powerful magnetic attachment designed to be inserted / embedded inside the foam layer of nautical cushions.
Once the magnet has been inserted into the foam, the cushion can be attached to any surface that attracts the magnet (FOAM ANCHOR® plates, another cushion with FOAM ANCHOR® or metal bars).
The magnetic stainless steel plate that comes with the kit includes a 3M double-sided adhesive disc; in case of need for screw fixing, the plate is equipped with two 4 mm side holes.
FOAM ANCHOR® can be used to fix cushions to fixed surfaces such as benches or backrests (10.600.02), but it is also the ideal solution for hooking cushions together (10.600.01), preventing them from moving when you are sitting or lying.
The holding capacity of the "bare" magnet is 11 kg, while the holding capacity with a typical medium installation is 4/5 kg.
The number of magnets to be installed can be chosen based on the desired degree of resistance.

Illustrative scheme	
Boat area	**Recommended anchorage quantity**
inside	2
Bilge	4
Bow	6

Code	Description	Type of use
10.600.01	2 magnetic anchors (positive/negative)	Connect two pillows together
10.600.02	1 magnetic anchor plus adhesive magnetic anchor stainless steel plate or for 4 mm screws	Attach the cushion to bulkhead/bench/deck
10.600.03	1 magnetic anchor	-
10.600.04	Adhesive magnetic anchor stainless steel plate or for 4 mm screws	-

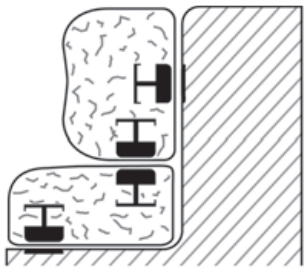

Installation

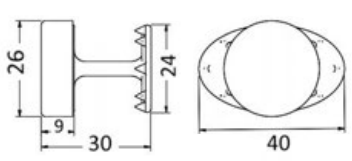

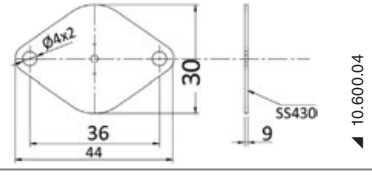

DELAHOUSSE Quick Fit panel fastening system

Hidden and easy fastening, no special tools required.
Usable on wood, metal, and resin panels.
Available with or without seals.
Material: PA6 (black nylon).

Code		Description	Opening load kg with:			
Male	**Female**		**10.341.01**	**10.341.02**	**10.341.03**	ORDER BY BOX
10.340.01	-	Short **thread** with standard ball pin	5.8	5.8	5.8	100
10.340.02	-	Short/short **thread** with standard ball pin	5.8	5.8	5.8	100
10.340.03	-	Short **thread** with long ball pin	5.6	5.6	5.6	100
10.340.04	-	Short/short **thread** with long ball pin	5.6	5.6	5.6	100
-	**10.341.01***	**Standard model** with 20-mm bore and 2.5-mm hear overhang	-	-	-	100
-	**10.341.02***	**Self-aligning model** with 25-mm bore and 2.5-mm hear overhang	-	-	-	100
-	**10.341.03**	**Square self-aligning model** with 25-mm bore and 2.7-mm hear overhang	-	-	-	100



10.340.04 Standard Installation

**They can be mounted flush by creating a recess of 2.5 mm depth in a panel that is 25/32 mm thick.*

10.342.00*Marking pin to be used on the back of the panel for mounting without taking measurements.*



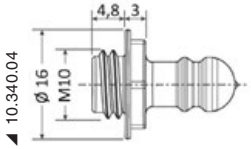

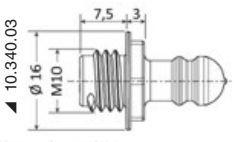

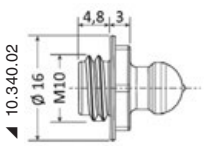

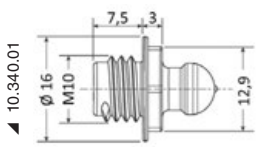

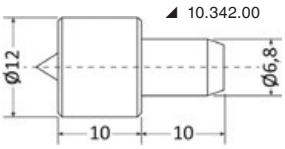

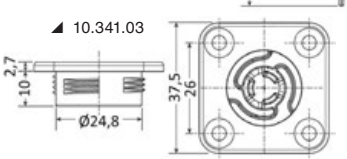

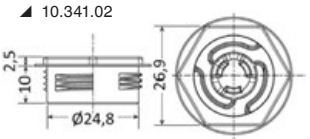

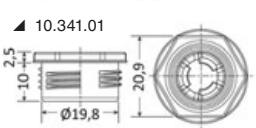

Navilight 360° — **11.139.41-46**

One Light, Multiple Functions

Floating | Waterproof (IP66) | Battery-powered | COLREG 72

OSCULATI portable navigation lights

OSCULATI

Multifunction navigation lights, 3 X AAA power supply (not included). IP66 waterproof, floating. Suitable for boats, kayaks, inflatables and canoes. Comply with COLREG 72 directive.

New **Navigation Light 360° white light 2NM**

2 operating modes: 360° fixed light (10h operation time), 360° flashing light (16h operation time)

Code	Swivel (with swivel)	Model
11.139.41	Yes	3 bases included: 1) Base for surface mounting with screws (included) 2) Adhesive base for attachment on inflatable boat tubes 3) Adapters for GoPro® supports
11.139.42	no	With magnetic base to be fixed with screws or adjustable strap
11.139.43	Yes	With suction cup base, compatible with GoPro® mounts

New **Navigation Light 360° bi-colour light 1NM**

3 operating modes: Red light 112.5° (16h autonomy), Green light 112.5° (16h autonomy), Red + Green light 112.5° + 112.5° (10h autonomy).

Code	Swivel (with swivel)	Model
11.139.44	Yes	3 bases included: 1) Base for surface mounting with screws (included) 2) Adhesive base for attachment on inflatable boat tubes 3) Adapters for GoPro® supports
11.139.45	no	With magnetic base to be fixed with screws or adjustable strap
11.139.46	Yes	With suction cup base, compatible with GoPro® mounts

NAVISAFE portable Navigation lights

NAVISAFE

NAVISAFE mounting kit + pole + 360° light

Complete solution for small tenders, canoes, fishing boats that need a 360° white light.
Approved by the US Coast Guard for 2 NM, it is waterproof up to 10 meters deep.
It is powered by four AA batteries and can produce a constant white light at 360° between 48 and 56 hours.

Code	Content
11.139.19	Navilight 360° ; pole divided into 4 pieces of 360 mm; vertical mount; neoprene carry bag

360° mooring light, poles and combined pole lights < 20 m, RINA and NMMA type-approved

New Light rod with removable wireless base

OSCULATI

WIRELESS | ABYC-C5 | LED | CARBON | IP67

Removable 360° white light rod with 2NM visibility.

It features a special mounting base that allows operation via a wireless contact, prevents exposed metal contacts and ensures completely watertight seal.

The rod is fixed to the base with a sturdy bayonet fitting. Once stowed, only a small flat disc for attachment is visible on the hull.

Code	Length cm	Light colour	Base	Rod	V
11.152.11	60	Black plastic	Black plastic	Carbon	12
11.152.12	100	Black plastic	Black plastic	Carbon	12

11.152.90 ***Base aggiuntiva o di ricambio wireless***

◢ 11.152.90

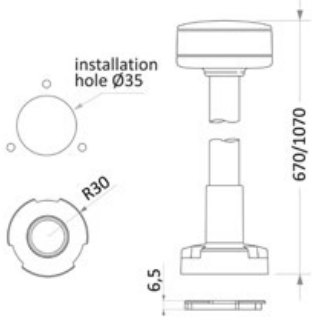

Evoled Smart 360° mooring light

LED

For vessels < 20 m.

Code	Body material	Body colour	V	W
11.039.12	Plastic	white	12	2
11.039.13	Plastic	Black	12	2

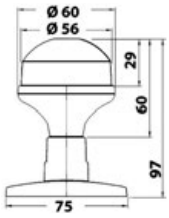

OSCULATI

Evoled 360° mooring light with light source

LED

For hulls < 20 m, certified COLREG72 and ABYC-C5.
100-mm overall height.

Code	Body material	Body colour	V	W
11.039.16	Plastic	white	12	2
11.039.17	Plastic	Black	12	2
11.039.18	AISI 316 stainless steel	SS	12	2
11.039.19	Chromed ABS	Stainless steel + chrome	12	2

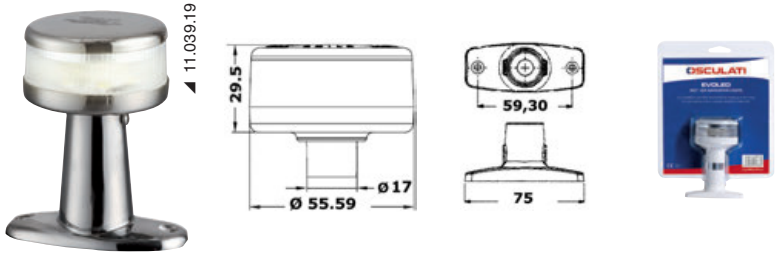

OSCULATI

Pole light with Evoled 360° light - Pull-out version with nylon/polished stainless steel base

LED

For hulls < 20 m, certified COLREG72 and ABYC-C5.

Code	SS tube cm	Light colour	Base		V	W
			Material	Type		
11.039.40	100	white	Stainless steel + white	Standard	12	2
11.039.60	100	SS	Stainless steel + white	Standard	12	2
11.039.46	100	white	Stainless steel + white	Flush	12	2
11.039.66	100	SS	Stainless steel + white	Flush	12	2

OSCULATI

Pole light with EVOLED 360° light - Pull-out version with wall-mounting stainless steel base

LED

For hulls < 20 m, certified COLREG72 and ABYC-C5.

Code	SS tube cm	Light colour	Base	V	W
11.039.41	100	white	SS	12	2
11.039.61	100	SS	SS	12	2

OSCULATI

Pole light with EVOLED 360° light - Pull-out angular version with stainless steel base, flat mounting

LED

For hulls < 20 m, certified COLREG72 and ABYC-C5.

Code	SS tube cm	Light colour	Base	V	W
11.039.42	60	white	SS	12	2
11.039.62	60	SS	SS	12	2
11.039.64	100	SS	SS	12	2
11.039.72	120	SS	SS	12	2

OSCULATI

Foldable pole light with hidden wires

LED

For vessels < 20 m, certified COLREG72 and ABYC-C5.
Complete with Evoled 360° light. Metallized parts in stainless steel AISI 316. Screw fixing.

Code	Length cm	Light colour	W
11.039.80	60	White plastic	2
11.039.81	60	SS	2

360° removable light with telescopic pole

EXTENSIBLE | COLREG72 | ABYC-C5

For vessels < 20 m, certified COLREG72 and ABYC-C5.
Mooring light with stainless steel telescopic pole.
Extensible from 70 to 120 cm in length, fitted with 360° white light (2 MN visibility).
When not in use, the light can be stored in the peak since its size can be reduced.
Sold with base plate **11.000.24.**

Code	Length cm	Light colour	V	W
11.039.90	70/120	Black	12	2

Compact 360° mooring light

For vessels < 20 m, certified COLREG72. They feature the use of a **small high-intensity 5 W bulb**, aimed at having very small external dimensions, minimal heat development, and low power consumption.

Body		Bulb included	Optional LED bulb
white	black		
11.412.16	**11.412.06**	**14.412.00** (12 V - 5 W)	**14.225.01**

COMPACT pole

Pole with stainless steel tube. For vessels < 20-m long.

Code	Length cm	Light colour	Halogen bulb included
11.113.00	20	Black	**14.412.00** (12 V - 5 W)
11.113.02	20	white	**14.412.00** (12 V - 5 W)

Compact folding pole

For vessels < 20 m. Made **fully** of **stainless steel**.

Code	Type	Length cm	Colour	Halogen bulb included
11.127.01	225° bow	60	Black	**14.412.00** (12 V - 5 W)
11.127.02	135° stern	40	Black	**14.412.00** (12 V - 5 W)
11.127.03*	360° anchor	60	Black	**14.412.00** (12 V - 5 W)
11.127.04*	360° anchor	60	white	**14.412.00** (12 V - 5 W)

Different lengths are available upon request, for a minimum order of 10 pieces.

Compact foldable pole with double light

Made **fully** of **stainles steel**; may be used as navigation lights at 225° and at 135° or as anchor lights at 360°.

Code	Length cm	Light colour	Halogen bulb included
11.105.00	60	Black	**14.412.00** (12 V - 5 W)
11.105.01	25	Black	**14.412.00** (12 V - 5 W)

Compact 360° retractable pole

For vessels < 20 m. **AISI316 stainless steel** base with self-locking adjustment at various heights.
100% stainless steel, it serves as flagstaff as well as stern light.

Code	Length cm	Light colour	Halogen bulb included
11.141.00	60	Black	**14.412.00** (12 V - 5 W)
11.141.02	60	white	**14.412.00** (12 V - 5 W)

OSCULATI

Compact 360° wall-mounting pull-out pole

For vessels < 20-m long. Fully made of stainless steel, fitted with AISI 316 stainless steel wall mount base; clip-on fit with bottom contacts; watertight.

Code	Length cm	Light colour	Halogen bulb included
11.112.00	60	Black	**14.412.00** (12 V - 5 W)
11.112.02	60	white	**14.412.00** (12 V - 5 W)
11.112.03	100	Black	**14.412.00** (12 V - 5 W)
11.112.04	100	white	**14.412.00** (12 V - 5 W)

OSCULATI

Compact flat-mounting pull-out pole

For vessels < 20-m long. Made of mirror polished **stainless steel**, fitted with **stainless steel** "Flush Deck" base for deck mounting.

Code	Type	Length cm	Base Ø mm	Pole Ø mm	Light colour	Halogen bulb included
11.147.10	360° anchor	100	60	20	Black	**14.412.00** (12 V - 5 W)
11.147.11	360° anchor	100	60	20	white	**14.412.00** (12 V - 5 W)
11.148.10	225° bow	100	60	20	Black	**14.412.00** (12 V - 5 W)

OSCULATI

Compact 360° angled pull-out pole

For vessels < 20-m long. AISI 316 stainless steel base with self-locking adjustment at various heights, **fully** made of **stainless steel**, serves as flag-staff as well as stern light.

Code	Length cm	Base mm	Light colour	Halogen bulb included
11.161.00	60	115x60	Black	**14.412.00** (12 V - 5 W)
11.161.10*	100	115x60	Black	**14.412.00** (12 V - 5 W)
11.161.02	60	115x60	white	**14.412.00** (12 V - 5 W)

* *On request for a minimum of 20 pieces, available with parts in* **plastic** *and headlight in polycarbonate* **white**.

OSCULATI

Classic pull-out pole with bow light, made of aluminium

Fitted with flush mount **nylon** base, snap-in mounting activation; watertight base cap that closes the base when the pole is slipped-off, type-approved for < 20 metres.

Code	Length cm	Light colour	Pole Ø mm	W	Halogen bulb included	Optional LED bulb
11.121.02	100	white	30	**10**	**14.300.00**	**14.301.22**

OSCULATI

Classic pole with combined lights, made of aluminium

For vessels < 20-m long, with COLREG72-certified light. Fitted with **black or white nylon** base, pole that snaps into the base and activates the light, and cap that closes the base when the pole is slipped off. **It comes with a 360° light** as well as red/green navigation light.

Code	Length cm	Fixing	Light colour	W	Halogen bulb included
11.125.00	100	Recess fit on flat surface	Black	**10**	**14.200.02; 14.300.00**
11.125.01	100	Recess fit on flat surface	white	**10**	**14.200.02; 14.300.00**
11.126.00	100	bulkhead	Black	**10**	**14.200.02; 14.300.00**
11.126.01	100	bulkhead	white	**10**	**14.200.02; 14.300.00**

Classic pole with combined lights, made of stainless steel

AISI 316

For hulls < 20-m long with COLREG72-certified light. Mirror-polished AISI316 stainless steel base and snap-in pole.

Code	Length cm	Fixing	Light colour	W	Halogen bulb included
11.166.01	100	recess	Black	10	**14.200.02; 14.300.00**
11.166.02	100	recess	white	10	**14.200.02; 14.300.00**
11.167.01	100	Bulkhead	Black	10	**14.200.02; 14.300.00**
11.167.02	100	Bulkhead	white	10	**14.200.02; 14.300.00**

11.166.02

11.167.01/02

OSCULATI

11.167.01 · 11.166.02 · 11.167.02 · 11.166.01

Classic 360° mooring light

OSCULATI

Polycarbonate and stainless steel version. For vessels <50 m.

Code	Light colour	Shank for pipe fitting	Ø mm	Height mm	Halogen bulb included
11.133.00	Black polycarbonate	-	60	74	**14.200.02** (12 V - 10 W)
11.133.01	White polycarbonate	-	60	74	**14.200.02** (12 V - 10 W)
11.133.03	Black polycarbonate	INCLUDED (for pipe Ø 20 mm)	60	74	**14.200.02** (12 V - 10 W)
11.133.04	White polycarbonate	INCLUDED (for pipe Ø 20 mm)	60	74	**14.200.02** (12 V - 10 W)
11.132.00	SS	-	64	74	**14.200.02** (12 V - 10 W)
11.132.01	SS	INCLUDED (for pipe Ø 20 mm)	64	74	**14.200.02** (12 V - 10 W)

11.133.00 · 11.133.01

11.133.03 · 11.133.04

11.132.00 · 11.132.01

360° mooring light

OSCULATI

In polycarbonate, for boats < 20 m.

Code	Body colour	Ø mm	Height mm	Halogen bulb included
11.135.00	Black	81	103	**14.220.02** (12 V - 10 W)
11.135.01	white	81	103	**14.220.02** (12 V - 10 W)
11.135.10	Black	81	103	**14.220.03** (24 V - 10 W)
11.135.11	white	81	103	**14.220.03** (24 V - 10 W)

11.135.01/11 · 11.135.00/10

360° mooring light

OSCULATI

In polycarbonate and AISI 316, mirror-polished. For vessels < 20 m.

Code	Version	Ø mm	Height mm	Halogen bulb included
11.136.00	-	85	106	**14.220.02** (12 V - 10 W)
11.136.10	-	85	106	**14.220.03** (24 V - 10 W)
11.136.20	With SS raised base	85	165	**14.220.02** (12 V - 10 W)
11.136.21	With SS raised base	85	165	**14.220.03** (24 V - 10 W)

11.136.00/10 · 11.136.20/21

Classic 360° mooring light with lifting base

OSCULATI

COLREG72-certified for vessels < 20-m long.

Code	Light colour	Rise base mm	Ø mm	Height mm	Halogen bulb included
11.132.98	Black polycarbonate	77x38	60	74	**14.200.02** (12 V - 10 W)
11.132.99	White polycarbonate	77x38	60	74	14.200.02 **(12 V - 10 W)**
11.132.02	SS	77x38x55(h)	64	74	14.200.02 **(12 V - 10 W)**

11.132.02 · 11.132.99 · 11.132.98

OSCULATI

COMPACT pole

Fpr vessels < 20-m long. Pole with stainless steel tube and COLREG72-certified light.

Code	Length cm	Light colour	Halogen bulb included
11.113.20	20	Black	**14.200.02** (12 V - 10 W)
11.113.21	20	white	**14.200.02** (12 V - 10 W)

OSCULATI

Sphera II 360° LED anchor light < 20 m

Certificate COLREG72, for vessels < 20 m.

Type	PC body		V	W
	white	black		
360° anchor	**11.061.11**	**11.061.01**	12/24	1.2
360°	-	**11.061.02**	12/24	0.8

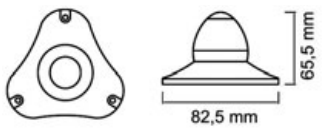

OSCULATI

Classic 360° folding pole

For vessels < 20 m. 100% stainless steel, base fitted with AISI316 stainless steel teeth for adjustment of the pole in any position.

Code	Length cm	Light colour	Bulb included
11.130.00	60	Black Plastic	**14.200.02** (12 V - 10 W)
11.130.01	60	SS	**14.200.02** (12 V - 10 W)
11.130.02	60	White plastic	**14.200.02** (12 V - 10 W)

OSCULATI

Aerodinamics foldable pole, adjustable pitch

For vessels < 20 m. 100% AISI316 stainless steel, with Aerodinamics base.

Code	Length cm	Light colour	Halogen bulb included
11.128.00	60	Black Plastic	**14.200.02** (12 V - 10 W)
11.128.01	60	SS	**14.200.02** (12 V - 10 W)
11.128.02	60	White plastic	**14.200.02** (12 V - 10 W)

OSCULATI

Classic 360° foldable pole light with hidden wires

For vessels < 20 m.

Code	Length cm	Light included	Light colour	Halogen bulb included
11.143.00	60	**11.133.03**	Black Plastic	**14.200.02** (12 V - 10 W)
11.143.02	60	**11.133.01**	White plastic	**14.200.02** (12 V - 10 W)
11.143.01	60	**11.132.01**	SS	**14.200.02** (12 V - 10 W)

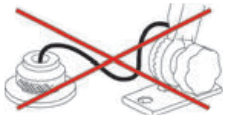

Classic 360° retractable pole

OSCULATI

For vessels < 20 m. Base in **stainless steel AISI 316** with self-locking height adjustment, the stainless steel pole can also serve as a flagpole.

Version		Length cm	Light colour	Base mm	Halogen bulb included
Standard	With 30° light				
11.140.00	11.140.20	60	Black Plastic	115x60	**14.200.02** (12 V - 10 W)
11.140.01	-	60	SS	115x60	**14.200.02** (12 V - 10 W)
11.140.02	11.140.22	60	White plastic	115x60	**14.200.02** (12 V - 10 W)

11.140.00

11.140.02

11.140.01

11.140.20

11.140.22

Classic 360° wall-mounting pull-out pole

OSCULATI

For vessels up to 20 m. 100% stainless steel, fitted with **AISI316 stainless steel** wall mount base. Clip-on fit with bottom contacts. Watertight, bulb included.

Code	Length cm	Light colour	Halogen bulb included
11.110.00	60	Black Plastic	**14.200.02** (12 V - 10 W)
11.110.02	60	White plastic	**14.200.02** (12 V - 10 W)
11.110.01	60	SS	**14.200.02** (12 V - 10 W)
11.110.10	100	Black Plastic	**14.200.02** (12 V - 10 W)
11.110.12	100	White plastic	**14.200.02** (12 V - 10 W)
11.110.11	100	SS	**14.200.02** (12 V - 10 W)

11.110.00/10

11.110.01/02/11/12

11.110.02/12

11.110.01/11

11.110.00/10

Classic 360° pull-out pole made of aluminium

OSCULATI

For vessels < 20 m.
Version A fitted with **black or white nylon** base for flat mounting.
Version B fitted with **black or white nylon** base for bulkhead mounting. Ideal for installation on the stern of dinghies or Boston Whaler-type open hulls.
The pole snaps into the base and activates the light.
Watertight base cap that closes the base when the pole is slipped-off.

Code	Regulatory length cm	Light color/ base	Version	Pole Ø mm	Halogen bulb included
11.120.00	100	Black	A	30	**14.200.02** (12 V - 10 W)
11.120.01	100	white	A	30	**14.200.02** (12 V - 10 W)
11.123.00	100	Black	B	30	**14.200.02** (12 V - 10 W)
11.123.01	100	white	B	30	**14.200.02** (12 V - 10 W)

B 11.123.00; 11.123.01

A 11.120.00; 11.120.01

11.120.00; 11.123.00

11.120.01; 11.123.01

Classic 360° flat-mounting pull-out pole

OSCULATI

For vessels < 20 m. **100% mirror-polished stainless steel** and fitted with a Flush Deck **stainless steel** base.

Code	Length cm	Light colour	Base Ø mm	Pole Ø mm	Halogen bulb included
11.145.10	100	Black	60	20	**14.200.02** (12 V - 10 W)

OSCULATI

Classic 360° pull-out pole

For vessels < 20 m. Equipped with a special base in **stainless steel AISI 316** with snap contacts. Inserting the pole into the base automatically activates the contact.

Version		Length cm	Light colour	Base mm	Halogen bulb included
Standard	with 30° light in axis				
11.160.00	**11.160.20**	60	Black Plastic	85x50	**14.200.02** (12 V - 10 W)
11.160.01	-	60	SS	85x50	**14.200.02** (12 V - 10 W)
11.160.02	**11.160.22**	60	White plastic	85x50	**14.200.02** (12 V -10 W)

OSCULATI

Classic 360° pull-out pole with Advance base

AISI 316

For boats < 20 m. In **polished stainless steel AISI 316**, with a base of **stainless steel 316 + rubber nylon**. Inserting the rod activates the contact.

Rod with base		Length cm	Light colour	Halogen bulb included
Standard	Flush			
11.163.00	**11.163.06**	100	Black Plastic	**14.200.02** (12 V - 10 W)
11.163.01	**11.163.07**	100	SS	14.200.02 (12 V - 10 W)
11.163.02	**11.163.08**	100	White plastic	**14.200.02** (12 V - 10 W)
11.164.00	**11.164.06**	60	Black Plastic	14.200.02 (12 V - 10 W)
11.164.01	**11.164.07**	60	SS	**14.200.02** (12 V - 10 W)
11.164.02	**11.164.08**	60	White plastic	14.200.02 (12 V - 10 W)

OSCULATI

Utility 360° mooring light

Made of polycarbonate, for vessels < 20 m.

Code	Base Ø mm	Light colour	Light colour	Height mm	Halogen bulb included
11.134.00	60	white	Black	90	**14.220.02** (12 V - 10 W)
11.134.02	60	white	white	90	**14.220.02** (12 V - 10 W)
11.134.01	60	red*	Black	90	**14.220.04** (12 V - 15 W)

* *Light of Non-Government.*

Classic 360° LED mooring light

OSCULATI

LED

Polycarbonate and AISI316 stainless steel light. For vessels < 20-m long.

Code	Light colour	Shank for pipe fitting	Ø mm	Height mm	LED bulb included
11.133.10	Black polycarbonate	-	60	74	**14.223.00** (12/24 V - 1.7 W)
11.133.11	White polycarbonate	-	60	74	**14.223.00** (12/24 V - 1.7 W)
11.133.13	Black polycarbonate	INCLUDED (for pipe Ø 20 mm)	60	74	**14.223.00** (12/24 V - 1.7 W)
11.133.14	White polycarbonate	INCLUDED (for pipe Ø 20 mm)	60	74	**14.223.00** (12/24 V - 1.7 W)
11.132.10	SS	-	64	74	**14.223.00** (12/24 V - 1.7 W)
11.132.11	SS	INCLUDED (for pipe Ø 20 mm)	64	74	**14.223.00** (12/24 V - 1.7 W)

Classic 360° LED mooring light with base

LED

For vessels < 20-m long. Polycarbonate and AISI316 stainless steel light. COLREG72-certified.

Code	Light colour	Ø mm	Height mm	LED bulb included
11.132.88	Black polycarbonate	60	148	**14.223.00** (12/24 V - 1.7 W)
11.132.89	White polycarbonate	60	148	**14.223.00** (12/24 V - 1.7 W)
11.132.12	SS	64	154	**14.223.00** (12/24 V - 1.7 W)

Foldable pole with micrometric adjustment and toothed base

LED

For vessels < 20-m long. Polycarbonate and AISI316 stainless steel light. COLREG72-certified.

Code	Length cm	Light colour	LED bulb included
11.130.10	60	Black Plastic	**14.223.00** (12/24 V - 1.7 W)
11.130.11	60	White plastic	**14.223.00** (12/24 V - 1.7 W)
11.130.12	60	SS	**14.223.00** (12/24 V - 1.7 W)

360° LED foldable pole, with adjustable slope

LED ABYC-C5

For boats <20 m, certified ABYC-C5. Metal parts in polished stainless steel AISI 316. IP65.

Code	Length mm	Light material	LED included
11.150.01	360	Black polycarbonate	12 V - 1.2 W

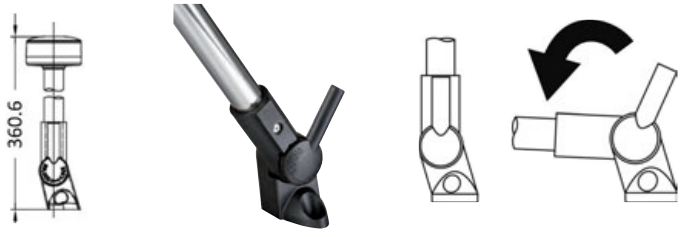

Aerodinamics LED foldable pole, adjustable pitch.

LED

For vessels < 20-m long. Polycarbonate and AISI316 stainless steel light. COLREG72-certified.

Code	Length cm	Light colour	LED bulb included
11.128.10	60	Black Plastic	**14.223.00** (12/24 V - 1.7 W)
11.128.11	60	White plastic	**14.223.00** (12/24 V - 1.7 W)
11.128.12	60	SS	**14.223.00** (12/24 V - 1.7 W)

Classic/LED foldable pole light with hidden wires and oval base plate

LED

For vessels < 20 m. Polycarbonate and AISI316 stainless steel light. Stylized base plate with better grip knob. COLREG72-certified.

Code	Length cm	Light included	Light colour	LED bulb included
11.143.10	60	**11.133.00**	Black Plastic	**14.223.00** (12/24 V - 1.7 W)
11.143.12	60	**11.133.01**	White plastic	**14.223.00** (12/24 V - 1.7 W)
11.143.11	60	**11.132.00**	SS	**14.223.00** (12/24 V - 1.7 W)

Telescopic angled pole with flag eyelets

OSCULATI

LED

For vessels < 20 metres. Thru-hull version. Made of polycarbonate and AISI316 stainless steel. COLREG72-certified.

Version		Length cm	Light colour	LED bulb included
Standard	With 30° light			
11.140.10	**11.140.30**	60	Black Plastic	**14.223.00** (12/24 V - 1.7 W)
11.140.11	**11.140.31**	60	White plastic	**14.223.00** (12/24 V - 1.7 W)
11.140.12	-	60	SS	**14.223.00** (12/24 V - 1.7 W)
11.140.15	**11.140.35**	100	Black Plastic	**14.223.00** (12/24 V - 1.7 W)
11.140.16	**11.140.36**	100	White plastic	**14.223.00** (12/24 V - 1.7 W)

Pull-out sloped pole with flag holding eyelets

OSCULATI

LED

For vessels < 20-m long. Pull-out version. Polycarbonate and AISI316 stainless steel light. COLREG72-certified.

Version		Length cm	Light colour	LED bulb included
Standard	With 30° light			
11.160.10	**11.160.30**	60	Black Plastic	**14.223.00** (12/24 V - 1.7 W)
11.160.11	**11.160.31**	60	White plastic	**14.223.00** (12/24 V - 1.7 W)
11.160.12	-	60	SS	**14.223.00** (12/24 V - 1.7 W)
11.160.15	**11.160.35**	100	Black Plastic	**14.223.00** (12/24 V - 1.7 W)
11.160.16	**11.160.36**	100	White plastic	**14.223.00** (12/24 V - 1.7 W)

OSCULATI

Built-in pull-out with flag holding eyelets

LED

For vessels < 20-m long. Polycarbonate and AISI316 stainless steel light. COLREG72-certified.

Code	Length cm	Light colour	LED bulb included
11.145.20	100	Black Plastic	**14.223.00** (12/24 V - 1.7 W)
11.145.21	100	White plastic	**14.223.00** (12/24 V - 1.7 W)

Wall-mounting pull-out pole with flag holding eyelets

OSCULATI

LED For vessels < 20-m long. Polycarbonate and AISI316 stainless steel light. COLREG72-certified.

Code	Length cm	Light colour	LED bulb included
11.110.20	60	Black Plastic	**14.223.00** (12/24 V - 1.7 W)
11.110.22	60	White plastic	**14.223.00** (12/24 V - 1.7 W)
11.110.21	60	SS	**14.223.00** (12/24 V - 1.7 W)
11.110.30	100	Black Plastic	**14.223.00** (12/24 V - 1.7 W)
11.110.32	100	White plastic	**14.223.00** (12/24 V - 1.7 W)
11.110.31	100	SS	**14.223.00** (12/24 V - 1.7 W)

◢ 11.110.21/31/22/32

◢ 11.110.20/30

◢ 11.110.21/31

◢ 11.110.22/32

◢ 11.110.20/30

Advance pull-out pole with base

OSCULATI

LED For vessels < 20-m long. Polycarbonate and AISI316 stainless steel light. COLREG72-certified.

Rod with base		Length cm	Light colour	LED bulb included
Standard	Flush			
11.164.10	**11.164.16**	60	Black Plastic	**14.223.00** (12/24 V - 1.7 W)
11.164.12	**11.164.17**	60	White plastic	**14.223.00** (12/24 V - 1.7 W)
11.164.11	**11.164.18**	60	SS	**14.223.00** (12/24 V - 1.7 W)
11.163.10	**11.163.16**	100	Black Plastic	**14.223.00** (12/24 V - 1.7 W)
11.163.12	**11.163.17**	100	White plastic	**14.223.00** (12/24 V - 1.7 W)
11.163.11	**11.163.18**	100	SS	**14.223.00** (12/24 V - 1.7 W)

◢ 11.163.11/12; 11.164.11/12

◢ 11.163.11/12; 11.164.11/12

◢ 11.164.10; 11.163.10

◢ 11.163.17/18; 11.164.17/18

◢ 11.000.27

◢ 11.163.11/18; 11.164.11/18

◢ 11.163.12/17; 11.164.12/17

◢ 11.163.10/16; 11.164.10/16

◢ 11.000.28

Spare base for poles

OSCULATI

white	Black	Stainless steel	Version	Type	Material	⟷ mm	No of contacts
11.000.21	**11.000.22**	-	Recess fit on flat surface	Standard	Nylon + AISI 316 SS cap	Ø 57	2
11.000.23	**11.000.24**	-	Recess fit on flat surface	Standard	Nylon + AISI 316 SS cap	Ø 57	3
11.000.01	**11.000.02**	-	Recess fit on flat surface	Standard	Plastic	Ø 80.5	3
11.000.03	**11.000.04**	-	Recess fit on flat surface	Standard	Plastic	Ø 80.5	2
11.000.05	**11.000.06**	-	Straight, recess fit for pull-out poles	Standard	Stainless steel	Ø 60	2
11.000.07	**11.000.08**	-	Angled, recess fit for pull-out poles	Standard	Stainless steel	49x85	2
11.000.09	**11.000.10**	-	Angled, recess fit for telescopic poles	Standard	Stainless steel	49x85	-
11.000.11	**11.000.12**	-	bulkhead	Standard	Stainless steel	60x64.5	3
11.000.13	**11.000.14**	-	bulkhead	Standard	Stainless steel	60x64.5	2
11.000.15	**11.000.16**	-	bulkhead	Standard	Nylon	70x72	3
11.000.17	**11.000.18**	-	bulkhead	Standard	Nylon	70x72	2
11.000.19	-	-	Adjustable	Standard	Stainless steel	31x65	-
-	-	**11.000.20**	Adjustable Aerodinamics	Standard	Stainless steel	47.5x52	-
11.000.27	**11.000.28**	-	Recess fit on flat surface	Flush	Nylon + AISI 316 SS cap	Ø 56	2

◢ 11.000.24/22

◢ 11.000.02/04

◢ 11.000.06

◢ 11.000.08

◢ 11.000.10

◢ 11.000.08/10

◢ 11.000.14/12

◢ 11.000.19

◢ 11.000.18/16

◢ 11.000.20

◢ 11.000.28

◢ 11.000.27

Navigation lights up to 12 m

Polycarbonate navigation lights

Made of **white polycarbonate** with **plexiglass** lens.

Code	Type	⟷ mm	Bulb	
			halogen, included	LED optional
11.507.01	112.5° + 112.5° bicolor	80x58x38h	**14.400.01** (12 V - 8 W)	**14.301.20**
11.507.02	112.5° left	80x58x38h	**14.400.01** (12 V - 8 W)	**14.301.20**
11.507.03	112.5° right	80x58x38h	**14.400.01** (12 V - 8 W)	**14.301.20**

Navigation lights made of stainless steel

AISI 316

Made of **mirror polished AIS-316 stainless steel**.

Code	Type	⟷ mm	Bulb	
			halogen, included	LED optional
11.507.05	112.5° + 112.5° bicolor	80x58x38h	**14.400.01** (12 V - 8 W)	**14.301.20**
11.507.06	112.5° left	80x58x38h	**14.400.01** (12 V - 8 W)	**14.301.20**
11.507.07	112.5° right	80x58x38h	**14.400.01** (12 V - 8 W)	**14.301.20**
11.507.08	225° bow	80x58x38h	**14.400.01** (12 V - 8 W)	**14.301.20**

Utility navigation lights made of chromed ABS

Code	Type	Halogen bulb included
11.403.01	225° bow	**14.200.00** (12 V - 5 W)
11.403.02	135° stern	**14.200.00** (12 V - 5 W)
11.401.01	112.5° left	**14.200.00** (12 V - 5 W)
11.401.02	112.5° right	**14.200.00** (12 V - 5 W)

Utility battery-powered navigation lights made of ABS

Made of **chromed ABS + black ABS**; clip-on installation through a nylon bracket; fitted with LR20 a 1.5 volt battery light, life of 15/30 hours (continuous/discontinuous operation). It switches on by rotating the central part of the lantern.

Code	Description	Power supply	Autonomy in continuous/intermittent operation
11.137.01	Series of 3 pieces	a 1.5-V torch lamp	15/30 hours
11.137.04	360° di fonda	a 1.5-V torch lamp	15/30 hours

Multipurpose independent LED navigation lights

LED

Internally powered by 3 x AA batteries, duration up to 24 hours.
Floating and extractable by snap-fit. IP67 watertight. CE certified.
Click/clack bayonet fastening of the light on the base.

Code	Type	Version	Functions	Accessories INCLUDED
11.090.01	White 360°	Fixed	Continuous light + Flash light	Adhesive base for rubber dinghies; round base for flat mounting
11.090.11	White 360°	With swivel joint for headlight alignment	Continuous light + Flash light	wivel joint for light alignment; adhesive base for rubber dinghies; round base for flat mounting
11.090.02	Two-color red + green	Fixed	Green light 112.5° Red light 112.5° Red + green combined light	Adhesive base for rubber dinghies; round base for flat mounting
11.090.12	Two-color red + green	With swivel joint for headlight alignment	Green light 112.5° Red light 112.5° Red + green combined light	wivel joint for light alignment; adhesive base for rubber dinghies; round base for flat mounting

Multipurpose independent LED navigation lights on telescopic pole

LED

Mounted on a 790/1358-mm telescopic pole. Internally powered by 3 x AA batteries, duration up to 24 hours.
IP67 watertight. CE certified.
Click/Clac fork fixing on the base.

Code	Type	Functions	Accessories INCLUDED
11.090.03	☐ White 360°	Continuous light + Flash light	Wall base
11.090.13	☐ + ■ White 360° + Bicolour red/ green	White continuous light + Flash light Red light 112.5° Green light 112.5° Red + green combined light	Adhesive base for inflatables; round base for flat mounting; wall base

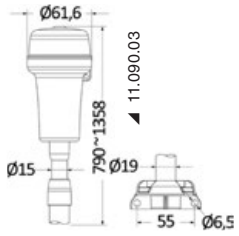



LED navigation lights

Dry-battery independent LED light. Approved by USCG and certificate ABYC-A16.

Code	Type	Model	Batteries
11.138.01	Rod with clamp	360° white	3 x "C"
11.138.02	Suction cup mounting	360° white	3 x "C"
11.138.03	Rod with clamp	360° white	3 x "AAA"
11.138.04	Suction cup mounting	360° white	3 x "AAA"

Red/green bicolour bow navigation lights

LED **IP66**

Code	Body colour	⟷ mm	V	W LED	lumen	Compatible with the rods
11.501.01	Black base, **white** cover	100x81	12/24	2.4	50	**11.140.10; 11.160.10**
11.501.02	Black base, **SS** cover	100x81	12/24	2.4	50	**11.163.10; 11.164.10**



Red/green bicolour bow navigation lights made of ABS

Made of **chromed or white ABS**; plexiglass lens with lamp socket; elegant and functional.

Code	Body colour	⟷ mm	Bulb included	Compatible with the rods
11.500.00	black base cap **chromed**	100x78	**14.200.00**	**11.140.00; 11.160.00**
11.500.02	white base cap **white**	100x78	**14.200.00**	**11.140.00; 11.160.00**

OSCULATI

Built-in side navigation lights made of ABS

Made of **ABS**, watertight.

Code	Light colour	Body	⟷ outside mm	Bulb included
11.129.01	112.5° left	Black	192x65	**14.200.00** (12 V - 5 W)
11.129.02	112.5° right	Black	192x65	**14.200.00** (12 V - 5 W)
11.129.11	112.5° left	white	192x65	**14.200.00** (12 V - 5 W)
11.129.12	112.5° right	white	192x65	**14.200.00** (12 V - 5 W)

OSCULATI



Built-in stern lights made of ABS

In **ABS**, waterproof.

Code	⟷ mm	Body	Bulb included
11.332.01	110x60	Black	**14.200.00** (12 V - 5 W)
11.332.11	110x60	white	**14.200.00** (12 V - 5 W)

OSCULATI

OSCULATI

11.412.11

11.412.12

11.412.13

11.412.15

11.412.02

11.412.04

11.412.01

11.412.02

11.412.06

11.412.16

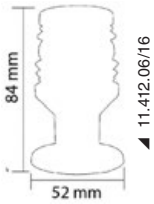

11.412.06/16

Utility Compact navigation lights up to 12 m

RINA approved according to COLREG72. They feature a **small high-intensity 5W halogen bulb**, designed to have very small external dimensions, minimal heat development, and low power consumption. Fixed with only two screws.

Type	Body		Bulb	
	white	black	halogen, included	LED OPTIONAL*
112.5° left	**11.412.11**	**11.412.01**	**14.412.00** (12 V - 5 W)	**14.225.01**
112.5° right	**11.412.12**	**11.412.02**	**14.412.00** (12 V - 5 W)	**14.225.01**
225° bow	**11.412.13**	**11.412.03**	**14.412.00** (12 V - 5 W)	**14.225.01**
135° stern	**11.412.14**	**11.412.04**	**14.412.00** (12 V - 5 W)	**14.225.01**
112.5° + 112.5° bicolor	**11.412.15**	**11.412.05**	**14.412.00** (12 V - 5 W)	**14.225.01**
360° circular from base	**11.412.16**	**11.412.06**	**14.412.00** (12 V - 5 W)	**14.225.01**

* *Not certified, with LED bulb.*

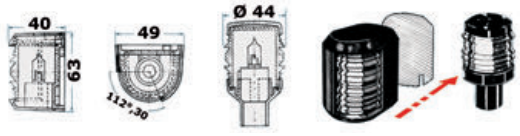

OSCULATI

11.413.11

11.413.12

11.413.13

11.413.14

11.413.15

11.413.03

11.413.05

Utility Compact Navigation Lights for deck mounting up to 12 mt

RINA approved according to COLREG72. They feature a **small, high-intensity 5 W bulb**, aimed at having very small external dimensions, minimal heat development, and low power consumption.

Type	Body		Bulb	
	white	black	halogen, included	LED OPTIONAL*
112.5° left	**11.413.11**	-	**14.412.00** (12 V - 5 W)	**14.225.01**
112.5° right	**11.413.12**	-	**14.412.00** (12 V - 5 W)	**14.225.01**
225° bow	**11.413.13**	**11.413.03**	**14.412.00** (12 V - 5 W)	**14.225.01**
135° stern	**11.413.14**	-	**14.412.00** (12 V - 5 W)	**14.225.01**
112.5° + 112.5° bicolor	**11.413.15**	**11.413.05**	**14.412.00** (12 V - 5 W)	**14.225.01**

* *Not certified, with LED bulb*

OSCULATI

11.425.01

11.425.01

11.425.02

11.425.03

11.425.04

11.425.05

11.415.01

11.415.02

11.415.02

Navigation lights Utility 77 up to 12 m

RINA approved according to COLREG72. Recommended for medium-sized boats, they are perfectly watertight and are very easy to install. Complete with lamp holders and bulbs.

Type	Body		Guaranteed Visibility	Bulb	
	white	black		halogen, included	LED OPTIONAL*
112.5° left	**11.425.01**	**11.415.01**	up to 1 mile	**14.300.00** (12 V -10 V)	**14.301.22**
112.5° right	**11.425.02**	**11.415.02**	up to 1 mile	**14.300.00** (12 V -10 V)	**14.301.22**
225° bow	**11.425.03**	**11.415.03**	up to 2 miles	**14.300.00** (12 V -10 V)	**14.301.22**
135° stern	**11.425.04**	**11.415.04**	up to 2 miles	**14.300.00** (12 V -10 V)	**14.301.22**
112.5° + 112.5° bicolor	**11.425.05**	**11.415.05**	up to 1 mile	**14.300.00** (12 V -10 V)	**14.301.23**

* *Not certified, with LED bulb*

11.415.03

11.415.04

11.415.05

OSCULATI

11.414.01

11.414.01

11.414.02

11.414.05

11.414.03

11.414.04

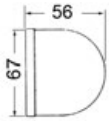

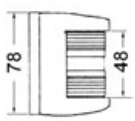

Utility 85 stainless steel navigation lights up to 12 m

AISI 316

Lights made of **mirror-polished stainless steel**. RINA type-approved in compliance with the COLREG72 regulations.

Code	Type	Bulb	
		halogen, included	LED OPTIONAL*
11.414.01	112.5° left	**14.300.00** (12 V - 10 W)	**14.301.22**
11.414.02	112.5° right	**14.300.00** (12 V - 10 W)	**14.301.22**
11.414.03	225° bow	**14.300.00** (12 V - 10 W)	**14.301.22**
11.414.04	135° stern	**14.300.00** (12 V - 10 W)	**14.301.22**
11.414.05	112.5° + 112.5° bicolor	**14.300.00** (12 V - 10 W)	**14.301.22**

* *Not certified with LED bulb*

Navigation lights

Certified by

and

Selected by the major OEM's

For our design, and reliable collaboration over many years, the worlds most prestigious boat yards trust in Osculati.

In-house production

- Quality and control
- Reliable delivery times
- Up to date with the latest regulations
- We can configure the navigation lights to your specification

MADE IN ITALY

Custom options available

Sphera Design navigation lights up to 12 m. RINA type-tested.

Compact 12 navigation lights

OSCULATI

COLREG72 type-tested.

Type	Body			Torpedo bulb included	V	W
	white	black	grey RAL 7042			
112.5° left	11.408.11	11.408.01	11.408.61	14.400.00	12	10
112.5° right	11.408.12	11.408.02	11.408.62	14.400.00	12	10
225° bow	11.408.13	11.408.03	11.408.63	14.400.00	12	10
135° stern	11.408.14	11.408.04	11.408.64	14.400.00	12	10

11.408.11

11.408.12

11.408.13

11.408.14

11.408.01

11.408.02

11.408.02

11.408.03

11.408.04

11.408.61

11.408.62

11.408.63

11.408.64

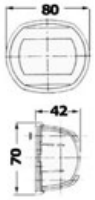

OSCULATI

11.406.01

11.406.02

11.406.03

11.406.04

Compact 12 navigation lights made of mirror-polished AISI316 stainless steel

AISI 316

COLREG72 type-tested.

Code	Type	Torpedo bulb included	V	W
11.406.01	112.5° left	14.400.00	12	8
11.406.02	112.5° right	14.400.00	12	8
11.406.03	225° bow	14.400.00	12	8
11.406.04	135° stern	14.400.00	12	8

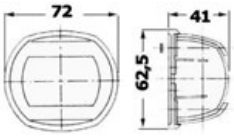

Compact 12 LED navigation lights

OSCULATI

LED

COLREG72 type-tested.

Type	Body			LED bulb included	V	W
	white	black	grey RAL 7042			
112.5° left	11.448.11	11.448.01	11.448.61	14.300.40	12	0.8
112.5° right	11.448.12	11.448.02	11.448.62	14.300.41	12	0.8
135° stern	11.448.14	11.448.04	11.448.64	14.300.41	12	0.8

11.448.11

11.448.12

11.448.14

11.448.01

11.448.02

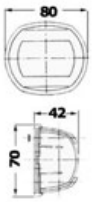

11.448.04

11.448.61

11.448.62

11.448.64

14.300.41

14.300.40

Compact 12 LED navigation lights made of mirror-polished AISI316 stainless steel

AISI 316 | LED

COLREG72 type-tested for vessels up to 12-m long.

Code	Type	LED bulb included	V	W
11.446.01	112.5° left	14.300.40	12	0.8
11.446.02	112.5° right	14.300.41	12	0.8
11.446.04	135° stern	14.300.41	12	0.8

◢ 14.300.40

◢ 14.300.41

◢ 11.446.01

◢ 11.446.02

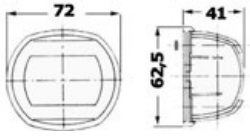

◢ 11.446.04

Classic 12 navigation lights

COLREG72 type-tested for vessels up to 12-m long.

Type	Body		Torpedo bulb included	V	W
	white	black			
112.5° left	11.410.11	11.410.01	14.300.00	12	10
112.5° right	11.410.12	11.410.02	14.300.00	12	10
225° bow	11.410.13	11.410.03	14.300.00	12	10
135° stern	11.410.14	11.410.04	14.300.00	12	10

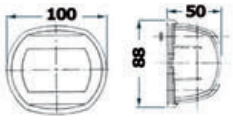

◢ 11.410.11

◢ 11.410.12

◢ 11.410.13

◢ 11.410.14

◢ 11.410.02

◢ 11.410.03

◢ 11.410.04

◢ 11.410.01

◢ 11.410.02

Classic 12 navigation lights made of mirror-polished AISI316 stainless steel

AISI 316

COLREG72 type-tested for vessels up to 12-m long.

Code	Light colour	Torpedo bulb included	V	W
11.407.01	112.5° left	14.300.00	12	10
11.407.02	112.5° right	14.300.00	12	10
11.407.03	225° bow	14.300.00	12	10
11.407.04	135° stern	14.300.00	12	10

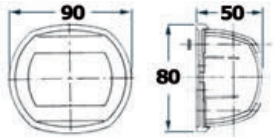

◢ 11.407.01

◢ 11.407.02

◢ 11.407.03

◢ 11.407.04

Sphera Design navigation lights up to 20 m. RINA type-tested.

◢ 11.440.11

◢ 11.440.12

◢ 11.440.13

◢ 11.440.14

◢ 11.440.01

◢ 11.440.02

Classic 20 LED navigation lights

LED

COLREG72-certified for vessels up to 20-m long.

Type	Body		Bulb included	V	W
	white	black			
112.5° left	11.440.11	11.440.01	14.300.50	12	0.8
112.5° right	11.440.12	11.440.02	14.300.51	12	0.8
225° bow	11.440.13	11.440.03	14.300.52	12	0.8
135° stern	11.440.14	11.440.04	14.300.51	12	0.8

◢ 11.440.03

◢ 11.440.04

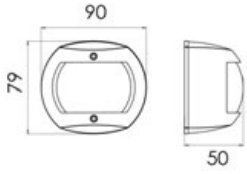

◢ 14.300.50

◢ 14.300.51

◢ 14.300.52

OSCULATI

◢ 11.447.01

◢ 11.447.02

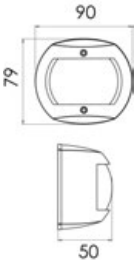

◢ 11.447.03

◢ 11.447.04

Classic 20 LED navigation lights made of mirror-polished AISI316 stainless steel

LED AISI 316

COLREG72-certified for vessels up to 20-m long.

Code	Type	Bulb included	V	W
11.447.01	112.5° left	14.300.50	12	0.8
11.447.02	112.5° right	14.300.51	12	0.8
11.447.03	225° bow	14.300.52	12	0.8
11.447.04	135° stern	14.300.51	12	0.8

◢ 14.300.50

◢ 14.300.51

◢ 14.300.52

Orions navigation LED lights up to 20 m. RINA type-tested

ORIONS navigation lights

LED

COLREG72-certified for vessels up to 20-m long. Reverse-polarity protection.

Tioo	Body			Universal supply	Maximum Absorption	Average lifetime h
	inox AISI 317	White plastic	Black plastic			
360° masthead	11.396.03	11.131.02	11.131.01	12/24 V	3 W	10.000
112.5° left	11.396.01	11.395.11	11.395.01	12/24 V	1 W	10.000
112.5° right	11.396.02	11.395.12	11.395.02	12/24 V	1 W	10.000

◢ 11.131.01

◢ 11.396.03

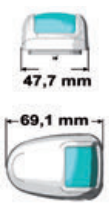

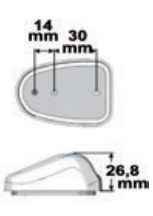

◢ 11.396.01

◢ 11.395.02

◢ 11.395.11

Sphera Design navigation lights up to 20 m. RINA type-tested.

Maxi 20 navigation lights

OSCULATI

COLREG72-certified for vessels up to 20-m long.

Type	White casing 12 V	White Casing 24 V	Black casing 12 V	Black casing 24 V	Halogen bulb included 12 V 15 W	Halogen bulb included 24 V 15 W	Optional 12 V LED bulb
112.5° left	11.411.11	11.411.31	11.411.01	11.411.21	14.202.12	14.202.24	14.301.24
112.5° right	11.411.12	11.411.32	11.411.02	11.411.22	14.202.12	14.202.24	-
225° bow	11.411.13	11.411.33	11.411.03	11.411.23	14.202.12	14.202.24	-
135° stern	11.411.14	11.411.34	11.411.04	11.411.24	14.202.12	14.202.24	-

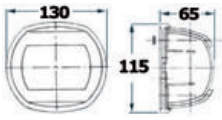

Maxi 20 navigation lights made of mirror-polished AISI316 stainless steel

OSCULATI

AISI 316

COLREG72-certified for vessels up to 20-m long.

Type	Code		Halogen bulb included 12 V 15 W	Halogen bulb included 24 V 15 W
	12 V	24 V		
112.5° left	11.411.71	11.411.81	14.202.12	14.202.24
112.5° right	11.411.72	11.411.82	14.202.12	14.202.24
225° bow	11.411.73	11.411.83	14.202.12	14.202.24
135° stern	11.411.74	11.411.84	14.202.12	14.202.24

* *Not certified with LED bulb*

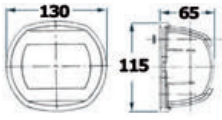

Discovery navigation lights up to 20 m

Discovery navigation lights

LED

COLREG72-certified for vessels up to 20-m long.

Code	Type	V	W	Visibility N.M
11.477.01	112.5° left	12/24	1	2
11.477.02	112.5° right	12/24	1	2
11.477.04	135° stern	12/24	1	2
11.477.05	+ 112.5° left + 112.5° right	12/24	1	2
11.477.07	360° masthead	12/24	1.8	2
11.477.08	+ + 360° masthead + three colors	12/24	4.8	2

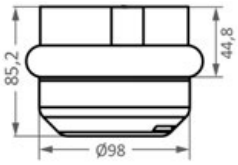

11.477.08

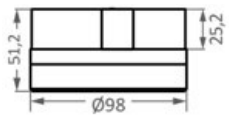

11.477.01/02/04/05

11.477.07

NEMO series navigation lights

RINA certified for boats up to 20 m



Nemo navigation lights up to 20 m, RINA type-tested

Nemo LED navigation lights for vertical mounting

LED **AISI 316**

Black polycarbonate body and mirror-polished AISI316 stainless steel case. Easy to install on both the hull and the deck.
RINA type-approved in compliance with the COLREG72 regulations. For vessels up to 20 metres with visibility not exceeding 2NM.

RETAIL	Bulk 6 pairs	Content	Light colour	Visibility NM	V	W
11.470.01	11.470.01BU	Couple of lights	112.5° left + 112.5° right	2	12	0.4+0.4
11.470.04	11.470.04BU	Single light	135° stern	2	12	0.4

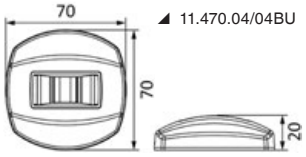

◢ 11.470.04/04BU

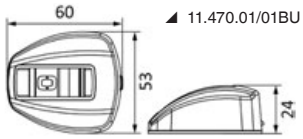

◢ 11.470.01/01BU

◢ 11.470.04/04BU

◢ 11.470.01/01BU

◢ 11.470.01/01BU

Nemo LED navigation lights for recess mounting

LED **AISI 316**

Black polycarbonate body and mirror-polished AISI316 stainless steel case. Easy to install on both the hull and the deck.
For optimal orientation of the light sector, it is recommended to mount on a surface angled at about 22° relative to the bow axis.
RINA type-approved in compliance with the COLREG72 regulations. For vessels up to 20 metres with visibility not exceeding 2NM.

RETAIL	Bulk 6 pair	Content	Light colour	Visibility NM	V	W
11.473.01	11.473.01BU	Couple of lights	112.5° left + 112.5° right	2	12	0.4+0.4

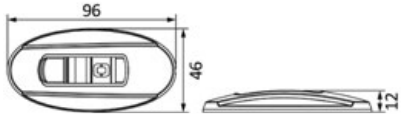

Nemo LED navigation lights for horizontal mounting

LED **AISI 316**

Black polycarbonate body and mirror-polished AISI316 stainless steel case. Easy to install on both the hull and the deck.
RINA type-approved in compliance with the COLREG72 regulations. For vessels up to 20 metres with visibility not exceeding 2NM.

RETAIL	Bulk 6 pairs	Content	Light colour	Visibility NM	V	W
11.480.01	11.480.01BU	Couple of lights	112.5° left + 112.5° right	2	12	0.4+0.4
11.480.03	11.480.03BU	Single light	225° bow	3	12	0.4
11.480.05	11.480.05BU	Single light	112.5° + 112.5° bicolor	2	12	0.4

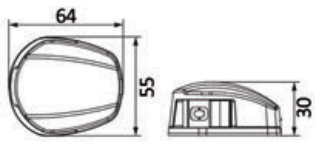

◢ 11.480.01/01BU

◢ 11.480.01/01BU

◢ 11.480.03/03BU

◢ 11.480.05/05BU

Navigation lights up to 20 m. RINA and NMMA type-tested.

OSCULATI

Borea navigation light

Foldable LED navigation light

Borea push up LED navigation light for hulls up to 20 m

AISI 316 | LED

Technopolymer + mirror-polished AISI316 stainless steel body.
Slightly rotate the upper stainless steel plate to raise the light to its use position.

Code	V	Version	Visibility	For hulls up to m
11.053.05	12/24	112.5° left + 112.5 right	2 NM	20

Mouse LED navigation lights up to 20 m.

LED | CE

For vessels up to 20-m long.

Type	White polycarbonate body	Polished SS body	V	W	Visibility N.M
112.5° left	**11.038.01**	**11.038.21**	12	0.7	2
112.5° right	**11.038.02**	**11.038.22**	12	0.4	2

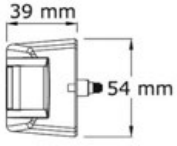

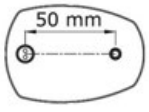

Mouse Deck navigation lights up to 20 m.

LED | CE

For vessels up to 20 m, certified ABYC-C5.

Type	White polycarbonate body	Polished SS body	V	W	Visibility N.M
112.5° + 112.5° bicolor	**11.037.05**	**11.037.25**	12	1.1	2
112.5° left	**11.037.01**	**11.037.21**	12	0.7	2
112.5° right	**11.037.02**	**11.037.22**	12	0.4	2

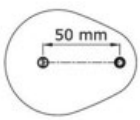

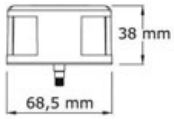

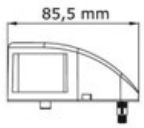

Mouse Stern navigation lights up to 20 m.

LED

CE

For mounting on the transom.

Type	Stainless steel body	V	W	Visibility N.M
Round	**11.036.21**	12	0.32	2
Rectangular	**11.036.22**	12	0.32	2

◢ 11.036.21

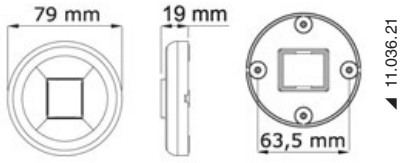

◢ 11.036.21

◢ 11.036.22

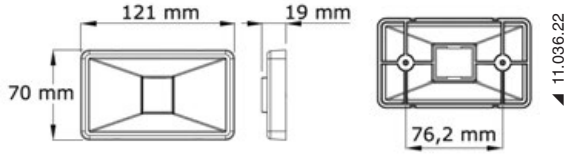

◢ 11.036.22

Evoled Eye low consumption LED navigation lights made of mirror-polished stainless steel for built-in bulkhead mounting

OSCULATI

LED

Certificate COLREG72, for vessels **up to 20 m**. For optimal orientation of the light sector, mounting on a surface angled about 22° to the bow axis is recommended.

Code	Type	V	W	Length mm	Height	Depth mm	Recess hole mm
11.043.24	+ 112.5° left + 112.5° right	12	1	197	60	23	70x35

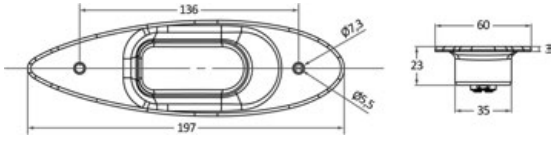

Evoled low consumption LED navigation lights made of stainless steel for flat mounting

OSCULATI

LED

COLREG72-certified for vessels up to **20-m long**.

Code	Type	V	W
11.041.24	+ 112.5° left + 112.5° right	12	2
11.041.21	112.5° + 112.5° bicolor	12	2

◢ 11.041.24

◢ 11.041.24

◢ 11.041.21

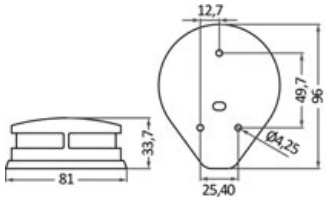

◢ 11.041.21

OSCULATI

Sea-Dog stainless steel LED navigation lights.

AISI 316 Certificates COLREG72 and ABYC-C5. Completely in AISI 304 and polycarbonate body.

Type	Version for hulls up to 12 m - 12 V	Version for hulls up to 20 m - 12/24 V	Fixing
112.5° left	**11.050.01**	**11.051.01**	flat
112.5° right	**11.050.02**	**11.051.02**	flat
112.5° + 112.5° bicolor	**11.050.03**	**11.051.03**	flat
225° white	**11.050.04****	**11.051.04****	flat
112.5° left	**11.048.01**	**11.049.01**	bulkhead
112.5° right	**11.048.02**	**11.049.02**	bulkhead
135° stern	-	**11.052.02***	bulkhead

* *11.052.02 Only 12 V*
** *Not approved*

◢ 11.050.01/02; 11.051.01/2

◢ 11.052.02

◢ 11.048.01; 11.049.01

◢ 11.048.02; 11.049.02

◢ 11.050.03; 11.051.03

◢ 11.050.04; 11.051.04

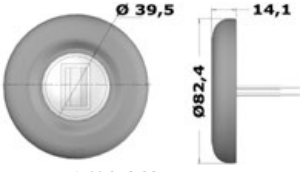

◢ 11.052.02

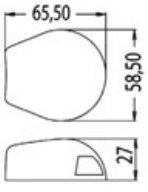

◢ 11.050.xx; 11.051.xx

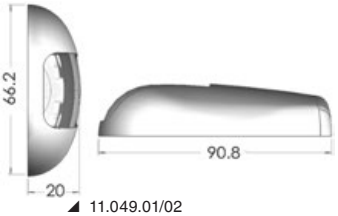

◢ 11.049.01/02

◢ 11.050.xx

◢ 11.048.xx; 11.049.xx

OSCULATI

EVOLED navigation lights with low-consumption LED light source

LED For vessels up to 20 m, certified COLREG72 and ABYC-C5.

Type	White polycarbonate body	Black polycarbonate body	Polished stainless steel body	V	W
112.5° left + 112.5° right	**11.039.01**	**11.039.02**	**11.039.21**	12	1
135° stern	**11.039.14**	-	**11.039.24**	12	1

◢ 11.039.01

◢ 11.039.21

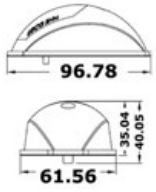

◢ 11.039.01/21/02

◢ 11.039.02

◢ 11.039.14

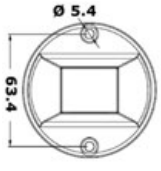

◢ 11.039.14/24

◢ 11.039.24

◢ 11.039.14

◢ 11.039.01

Lights up to 20 m, RINA type-tested

Sphera III navigation LED light up to 20 m

LED

Mirror-polished stainless steel cover.
Polycarbonate rear element and lens.
Certificates COLREG72 and ABYC-C5, approved for vessels up to 20 m.

Code	Type	V	W	Visibility miles
11.062.21	112.5° left	12/24	1.0	2
11.062.22	112.5° right	12/24	1.0	2
11.062.25	112.5° + 112.5° bicolor	12/24	2.8	2
11.062.23	225° bow	12/24	1.5	3
11.062.24	135° stern	12/24	1.0	2

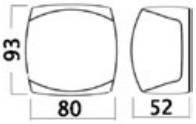

OSCULATI

Sphera II LED navigation lights up to 20 m, polycarbonate body

LED

Certified COLREG72 and ABYC-C5, for vessels up to 20 m. Completely watertight.

Type	Body		V	W
	black	white		
112.5° left	**11.060.01**	**11.060.11**	12/24	0.6
112.5° right	**11.060.02**	**11.060.12**	12/24	0.7
Twocolor 112.5° + 112.5°	**11.060.05**	**11.060.15**	12/24	2
Bow 225°	**11.060.03**	**11.060.13**	12/24	2
Stern 135°	**11.060.04**	**11.060.14**	12/24	2

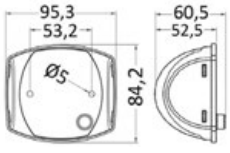

OSCULATI

Sphera II LED navigation lights up to 20 m, mirror-polished stainless steel body

LED

Certificates COLREG72 and ABYC-C5, for vessels up to 20 m. Completely watertight.

Body	Type	V	W
11.060.21	112.5° left	12/24	0.6
11.060.22	112.5° right	12/24	0.7
11.060.25	Twocolor 112.5° + 112.5°	12/24	2
11.060.23	Bow 225°	12/24	2
11.060.24	Stern 135°	12/24	2

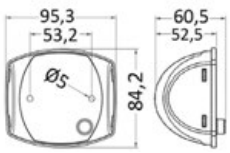

OSCULATI

OSCULATI

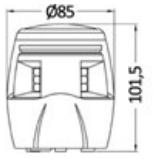

Sphera IV LED navigation lights up to 20 m, polycarbonate body

LED | IP67 | USCG ABYC-C5 - CE EN 60945

Housing with UV-resistant polycarbonate lenses.

Code	Type	Body	V	W	Visibility miles
11.063.01	360° masthead	black	12/24	0.5	2
11.063.02	360° masthead	white	12/24	0.5	2
11.065.01	360° masthead + tricolor (only for sailing vessels)	black	12/24	0.5+2.6	2

11.033.01

11.033.02

11.033.03

11.034.05

11.033.04

11.034.01

11.034.02

New — Compact navigation lights with white polycarbonate body

LED | IP67 | ABYC-C5 | EN60945

Compact navigation lights made of UV-resistant polycarbonate. Designed for longer durability in marine environment. IP67 certified, high protection against dust and water. Come with fixing screws. Comply with EN60945, USCG and ABYC C-5 international standards for utmost navigation safety and reliability.

Code	Type	V	W	Visibility miles	Fixing	For hulls up to m
11.033.01	112.5° left	9-33	2.5	1	Vertical	12
11.033.02	112.5° right	9-33	2.5	1	Vertical	12
11.033.03	225° bow	9-33	0.6	2	Vertical	20
11.033.04	135° stern	9-33	0.6	2	Vertical	20
11.034.01	112.5° left	12-33	0.7	2	Horizontal	20
11.034.02	112.5° right	12-33	0.7	2	Horizontal	20
11.034.05	112.5° + 112.5° bicolor	12-33	1.5	2	Horizontal	20

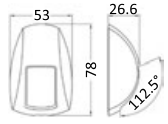

11.033.01/02

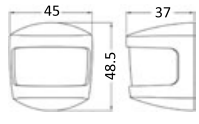

11.033.03

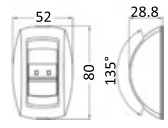

11.033.04

11.034.01/02

OSCULATI

Utility 78 navigation lights

Made of polycarbonate, fitted with plexiglass lens. COLREG72-certified for vessels up to 20-m long.
Replacement bulb 14.220.00 (12V - 25W) and 14.220.01 (24V - 25W)

Type	White casing		Black casing	
	12V - 25W	24V - 25W	12V - 25W	24V - 25W
112.5° left	11.427.01	11.427.11	11.417.01	11.417.11
112.5° right	11.427.02	11.427.12	11.417.02	11.417.12
225° white masthead	11.427.03	11.427.13	11.417.03	11.417.13
135° stern white clear	11.427.04	11.427.14	11.417.04	11.417.14
112.5° + 112.5° bicolor	11.427.05	11.427.15	11.417.05	11.417.15

11.427.01

11.427.01

11.427.02

11.427.03

11.427.03

11.427.04

11.417.04

11.417.05

11.427.05

11.417.01

11.417.02

11.417.03

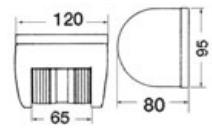

Navigation lights up to 20 and 50 m

DHR navigation lights for hulls up to 20 metres with MED 96/98 - EC type-testing

Also type-tested for Marina Mercantile. Made of **black polycarbonate and stainless steel.** Equipped with vertical filament bulb.

Code	Type	Version	Bulb included	Spare halogen lamp	
				12 V	24V
11.420.01	112.5° left	with bulkhead bracket	24 V - 25 W	**14.220.00** (12 V - 25 W)	**14.220.01** (24 V - 25 W)
11.420.02	112.5° right	with bulkhead bracket	24 V - 25 W	**14.220.00** (12 V - 25 W)	**14.220.01** (24 V - 25 W)
11.420.03	225° bow	with bulkhead bracket	24 V - 25 W	**14.220.00** (12 V - 25 W)	**14.220.01** (24 V - 25 W)
11.420.04	135° stern	with bulkhead bracket	24 V - 10 W	**14.220.02** (12 V - 10 W)	**14.220.03** (24 V - 10 W)
11.420.05	112.5° + 112.5° bicolor	with bulkhead bracket	24 V - 25 W	**14.220.00** (12 V - 25 W)	**14.220.01** (24 V - 25 W)
11.420.06	135°	with bulkhead bracket	24 V - 25 W	**14.220.00** (12 V - 25 W)	**14.220.01** (24 V - 25 W)
11.420.07	360°	circular with base	24 V - 10 W	**14.220.02** (12 V - 10 W)	**14.220.03** (24 V - 10 W)
11.420.08	360°	circular with base	24 V - 25 W	**14.220.00** (12 V - 25 W)	**14.220.01** (24 V - 25 W)
11.420.09	360°	circular with base	24 V - 25 W	**14.220.00** (12 V - 25 W)	**14.220.01** (24 V - 25 W)
11.420.18*	360°	with bracket to be suspended over and beneath	24 V - 25 W	**14.220.00** (12 V - 25 W)	**14.220.01** (24 V - 25 W)

DHR navigation lights for hulls up to 50-m long, with MED 2014/90/EU type-testing

Also type-tested for Marina Mercantile. Made of black polycarbonate and stainless steel. Equipped with vertical filament bulb.

Code	Type	Version	Bulb included
11.418.01*	112.5° left	with base	**14.220.01** (24 V - 25 W)
11.418.02*	112.5° right	with base	**14.220.01** (24 V - 25 W)
11.418.03*	225° bow	with base	**14.220.01** (24 V - 25 W)
11.418.04*	135° stern	with base	**14.220.01** (24 V - 25 W)
11.418.05*	135°	with base	**14.220.01** (24 V - 25 W)
11.418.06	360°	circular with base	**14.220.01** (24 V - 25 W)
11.418.07	360°	circular with base	**14.220.01** (24 V - 25 W)
11.418.08	360°	circular with base	**14.220.01** (24 V - 25 W)

* **11.418.10** *Wall bracket kit*

Blue lights for emergency vehicles

Equipped with high quality electronic and mechanical circuits.

Code	V	W	Version	Halogen lamp
11.096.12	12	55-70	**Turning series** (160 +/-30 rpm)	H1
11.097.00	12/24	8	With high-intensity **strobo flash** (130 +/-10 flash/minute)	-

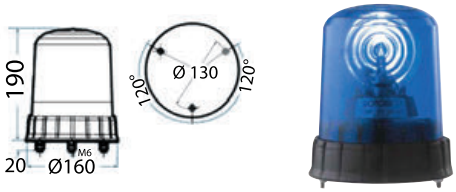

LED flash lamp for priority and emergency vehicles

Code	V	Light colour	Flashing	Protection degree	Absorbed Power W
11.097.30	12/24	blue	Double flash	IP67	42

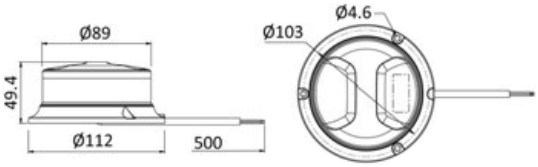

RAILBLAZA® battery-operated navigation lights with STAR-PORT® fastening

New **RAILBLAZA Starport 360° White Battery-Powered Light**

- Visibility up to 2 nautical miles
- USCG 2NM
- Waterproof up to 1 m
- Floats with the light off the water
- Powered by 3 AA batteries

Operating modes and operating times:

- Navigation light: up to 25 hours
- Low brightness: up to 160 hours
- Flashing emergency – over 200 hours

Code	Cod. Railblaza	Type
11.091.00	02-5004-11	☐ White 360°

New **RAILBLAZA Starport battery-operated signalling kit for Dinghies and kayaks**

Regulatory white 360° navigation light for boats under 7 m in length and under 7 knots speed.

- Pole 1 m
- Battery-operated light 3 x AA
- SidePort Mount Included (wall mounting)
- Storage bag with drawstring

Code	Cod. Railblaza	Type
11.092.00	04-4119-11	☐ White 360°

Bathyscopes

Demountable bathyscope

OSCULATI

REGISTERED DESIGN / DISEGNO DEPOSITATO

Detachable bottom-viewing bathyscope in 4 parts. With tempered glass viewer and soft grip + soft eyepiece.
Available in classic version and day/night version with **underwater lighting system with two LED spotlights**.
Bathyscope padded bag for light and battery storage OPTIONAL

Code	Version	Description	Duration	2 optional replacement torches	Optional padded bag
12.241.00	Classic	For day use	-	-	**12.241.40**
12.241.10	Day/Night	For day/night use, equipped with 2 powerful self-powered built-in LED spot lights (2 x AA batteries)	6 continuous hours	**12.241.02**	**12.241.40**



◢ 12.241.10

◢ 12.241.00/10

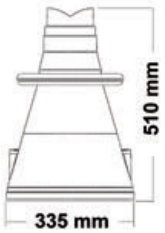

Inspection/emergency light with 60 LED lights

LED

Code **12.525.00**
Power with internal rechargeable battery. Up to 6-hour capacity. 3-hour recharge time. Waterproof rubber body. Equipment accessories: 110/240 volt battery charger, 12 volt cable with lighter-type plug.

LED torches

OSCULATI

Sub-Extreme underwater LED torch

LED | IPX8

Equipped with Cree high-efficiency LED, watertight up to 30 m.

Code	Watertight up to m	lumen	Range m	Duration hours	Flash mode	Body colour	⟷ mm	Battery	g
12.170.02	30	300	45	3.5	no	Fluorescent yellow	182x89	2 C (not included)	400



Extreme plus watertight LED torch

LED | IP67

Fit with Cree XRE high-efficiency LEDs, watertight up to 1 m. Four operating modes: **full light, medium light, low light, flash.**

Code	Watertight up to m	lumen		Range m		Battery life hours full light/half light/low light	Body colour	⟷ mm	Battery	g
		Full light	Half light	Full light	Half light					
12.170.12	1	750	325	485	321	9.5/24.5/137	Fluorescent yellow	146x160xØ75	3 C (not included)	515

Extreme Plus watertight and rechargeable LED torch

LED | IP67

Technical data:
- rechargeable low-voltage lithium battery with USB cable included;
- 1A current draw for use of any USB sockets (i.e. 14.516xx/14517.xx);
- small USB port for recharge and large USB port to use the torch as energy source for cell phones;

5 light functions:
A) SPOT+COH-HI, 1400 lm, autonomy 1 h;
B) SPOT-HI, 950 lm, battery life 1.15 h;
C) COB-HI, 750 lm, battery life 1.45 h;
D) COB-LO, 45 lm, autonomy 20 h;
E) FLASH, 45 lm, duration 3 h.

Code	Watertight up to m	lumen	Range m	Duration h in full light / half light / flash mode	Body colour	⟷ mm	g
12.170.13	1	1400/950/750/45	600/300/200	1/1.15/1.45/20	Fluorescent yellow	150x160xØ70	445

Extreme LED head torch

LED

Fitted with 2 x Nichia high-efficiency LEDs. Shock-proof and watertight. Four operating modes: **full light, half light, red light, red flashing light.**

Code	Watertight up to m	Lumens / Candles			Range m			Duration in 4 functions h	⟷ mm	Battery INCLUDED
		Full light	Half light	Red light	Full light	Half light	Red light			
12.170.20	1	80/440	20/120	1/5	42	22	5	10/30/70/115	57x26x35	1 AA

Sub-Extreme Light underwater LED torch

LED

IPX8

Fitted with high-efficiency white Luxeon LED, it generates an light cone efficient up to 30 metres deep. Two operating modes: full light and SOS flash with built-in safety lock.

Code	Watertight up to m	lumen	Range m	Duration hours		Body colour	⟷ mm	Battery INCLUDED	
				Full light	Flash				
12.170.04	30	240	**163**	4	26	Fluorescent yellow	44x166	4 AA	192

Extreme Personale emergency LED mini torch

LED

IP67

Fitted with a shackle to be hooked to the lifejacket, it can be used as a mini torch.
Modes: **fixed or flash light**.
Submersible up to 1m. Turn the ring to switch on.

Code	Watertight up to m	lumen	Max range m	Duration hours		Body colour	⟷ mm	Battery INCLUDED	
				Fixed light	Flash				
12.170.08	1	25	6	11	16	yellow	22x73	1xAAA	28

GEN2 ultra-compact LED torch

LED

IPX6

Fitted with a GEN 2 LG high-efficiency 3W LED and multifaced reflector.
Antislip case with safety line.
Waterproof IPX6.
Packed in display blister.

Code	W	lumen	USA spark plugs	Range m	Duration hours	Colour	⟷ mm	Battery INCLUDED	
12.170.15	3	155	2250	95	3.5	Blue	Ø 21x113	1 x AA	100

Exide batteries

Exide Excell starting batteries

STARTING/AVVIAMENTO

+15% starting power over a standard battery.
Central degassing system with flame arrestor pads.
Maintenance-free.
It can be inclined up to 60°.

Code	A·h	Start A - 18° (EN)	Reserved capacity (min)	V	Model	Pole (+)	⟷ Length mm	Width mm	Height mm	kg
12.403.01	50	450	85	12	EB500	right	207	175	190	12.8
12.403.02	62	540	110	12	EB620	right	242	175	190	15.1
12.403.03	74	680	140	12	EB740	right	278	175	190	17.7
12.403.05	100	720	190	12	EB1000	right	318	175	205	23.3

EXIDE Premium batteries for starting

STARTING / AVVIAMENTO

+30% starting power over a standard battery. Increase of the battery duration in working conditions at high temperature. Double thermowelded cover sealed for maximum safety.
Exide patented labyrinth system that facilitates the reflux of acid particles preventing their leakage. Absolutely maintenance-free. Tiltable up to 60°. Increased capacity reserve due to the use of thicker plates. Increased corrosion resistance due to the use of expanded metal grids (Exmet) and the use of Lead-Calcium alloys.

Code	A·h	Start A - 18° (EN)	Reserved capacity (min)	V	Model	W·h	Pole (+)	⟷ Length mm	Width mm	Height mm	kg
12.404.02	64	640	106	12	EA640	191	right	242	175	190	15.6
12.404.03	77	760	130	12	EA770	230	right	278	175	190	19.1
12.404.05	105	850	190	12	EA1050	315	right	313	175	205	24.4

12.404.02

12.404.03

12.404.05

New

EXIDE AGM Batteries for starting and services

SERVICES / SERVIZI **STARTING / AVVIAMENTO**

No maintenance: thanks to the gas recombination technology.

Safety: 100% sealed battery avoiding acid leaks when the battery is turned upside down. The battery is absolutely airtight thanks to the VRLA safety system.

Longer duration: 3 times the life cycle of a standard lead/free acid battery (in compliance with the EN 50342-1 CCA tests). Longer duration even when idle (low self-discharge).

Starting power: higher starting power even in extreme conditions.

Vibration resistance: excellent resistance to vibration (V3 level in compliance with EN 50342-1 CCA tests).

Easy to install: easy to transport and install even in vertical position. No spilling risk.

Code	A·h	Start A - 18° (EN)	V	Model	W·h	⟷ Length mm	Width mm	Height mm	kg
12.414.01	62	680	12	EK620	744	242	175	190	17.9
12.414.02	70	760	12	EK720	840	278	175	190	20.6
12.414.03	96	850	12	EK960	1152	353	175	190	26.1
12.414.04	106	950	12	EK1060	1272	392	175	190	29

EXIDE Maxxima batteries with AGM technology

STARTING / AVVIAMENTO | **SERVICES / SERVIZI**

+50% starting power over a standard battery.
Resistance to vibrations.
Guaranteed starting from -40° to +75° C.
No maintenance.
Totally airtight.
Tiltable up to 90°.
Resistance to charge and discharge cycles.
Low rate of self-discharge.
Fast recharge.
Limited size and weight in comparison with performance.
Versatile-to-use: four poles and two front couplings.

12.406.01

Code	Use	A·h	Reserved capacity (min)	Peak A		V	Model	W·h	Poles	⟷			kg
				-18(EN)	0°(MCA)					Length mm	Width mm	Height mm	
12.406.01	Starting	50	95	800	1000	12	EM1000	-	Conical on the head Front female threads	260	173	205	17.9
12.406.03	Services/thruster starting	50	95	750	940	12	EP450	450	Conical on the head Male threads	260	173	205	18.6

12.406.03



Griglie realizzate con una sola banda sottile avvolta a spirale, consentono di ottenere una superficie di scambio ionico molto superiore rispetto a quella delle batterie classiche.
Grids made with a single thin band wrapped in a spiral, allow for a much larger ion-exchange surface area than that of classical batteries.

La spalmatura della materia attiva sui due lati e la maggior superficie di contatto tra le piastre aumentano il rendimento elettrico.
The spreading of active matter on the two sides and the larger contact area between the plates increase the electrical efficiency.

I separatori in microfibre migliorano la produzione di energia.
Microfiber separators improve energy production.

Celle a tenuta stagna.
Watertight cells.

EXIDE Professional batteries for starting and onboard services

STARTING/AVVIAMENTO | **SERVICES/SERVIZI**

The reference battery.
With lead/calcium/antimony plates and polyethylene separators.
Standard caps.

Code	A·h	Start A - 18° (EN)	Reserved capacity (min)	V	Model	W·h	Pole (+)	⟷			kg
								Length mm	Width mm	Height mm	
12.408.01	120	680	223	12	EH1206	430	right	510	175	225	36
12.408.03	180	1000	360	12	EG1803	640	left	513	223	223	45
12.408.04	225	1200	481	12	EG2104	750	right	518	279	240	60

EXIDE AGM batteries for services and starting

SERVICES / SERVIZI | **STARTING / AVVIAMENTO**

No maintenance: thanks to the gas recombination technology.

Starting power: higher starting power even in extreme conditions.

Superior duration: 3 times the life cycle of a standard lead/acid battery (in accordance with EN 50342-1 CCA tests). Superior duration even when inactive (low self-discharge).

Vibration resistance: excellent resistance to vibration (V3 level in compliance with the EN 50342-1 CCA tests).

Safety: 100% sealed battery avoiding acid leaks when the battery is turned upside down. The battery is absolutely airtight thanks to the VRLA safety system.

Easy to install: easy to install and transport, tiltable up to 90°.

12.412.03/05

12.412.02

Code	A·h	Start A - 18° (EN)	Reserved capacity (min)	V	Model	W·h	Pole (+)	⟷			kg
								Length mm	Width mm	Height mm	
12.412.02	100	720	205	12	EP900	900	LEFT conical + threaded	330	173	240	32
12.412.03	140	700	300	12	EP1200	1200	left	513	189	223	45
12.412.05	240	1200	550	12	EP2100	2100	left	518	279	240	72

◢ 12.413.03

◢ 12.413.08

EXIDE GEL batteries for services and starting

SERVICES / SERVIZI **STARTING / AVVIAMENTO**

Maximum safety: Airtight and sealed battery avoiding acid or gas leaks thanks to the recombination process. Acid is frozen by means of a gel thus making the battery highly eco-friendly.

Higher capacity of use: Very low self-discharge so that EXIDE GEL still has more than 80% of its nominal capacity in store after 6 months' non-use, and more than 60% after 2 years' non-use.

No need of recharge!

Sturdier built: EXIDE GEL combines sturdier built and the advantages of the gel technology thus standing very high vibrations.

More cycles - longer duration: Differently from traditional batteries, EXIDE GEL allows 100% discharge.

Tiltable up to 90°.

Code	A·h	Start A - 18° (EN)	Reserved capacity (min)	V	Model	W·h	Pole (+)	⟷ Length mm	Width mm	Height mm	kg
12.413.01	60	510	95	12	ES650	650	right	278	175	190	21.2
12.413.03	85	510	130	12	ES950	969	left	330	165	236	30
12.413.08	210	1200	320	12	ES2400	2394	left	518	276	242	70
12.413.20*	200	950	260	6	ES1100-6	1100	right	244	190	275	62

**To be used in series. Smaller size and weight batteries than 12V batteries can deliver greater charge stock.*

victron energy

VICTRON AGM Deep Cycle batteries

SERVICES / SERVIZI

Fitted with VRLA (Valve Regulated Lead Acid) technology, which means that the batteries are sealed. Gas will escape through the safety valves only in case of overcharging or cell failure
Excellent high current performance.
Low self-discharge that enables these batteries to be stored for up to a year without recharging.
They feature exceptional recovery, even after deep and prolonged discharge. No maintenance required.

Code	A·h	Start A - 18° (EN)	V	W·h	Pole (+)	⟷ Length mm	Width mm	Height mm	kg
12.416.00	90	400	12	756	left	350	167	183	27
12.416.01	110	500	12	924	left	350	171	220	32
12.416.02	130	550	12	1092	left	410	176	227	38
12.416.04	165	600	12	1386	left	485	172	240	47
12.416.05	220	650	12	1848	left	522	238	240	65
12.416.03	240	650	12	2016	left	522	240	224	67

OSCULATI Batteries

Safe Energy Plus batteries

Fitted with double lid that prevents acid leaks from the accumulator in case of overturning.
- Pb\Ca alloy expanded grid technology
- Oversized thickness plates
- High starting capacity;
- Hi-performance polyethylene bag separator
- +30% starting power
- 180° overturning without leaks
- DUPLEX watertight lid with centralized degassing
- Explosion-proof pad
- Extremely low self-discharge
- Vibration-resistant.
- No maintenance.

Code	A·h	Rush -18° C	V	Pole (+)	⟷			kg
					Length mm	Width mm	Height mm	
12.480.02	65	640	12	right	242	175	190	15.6
12.480.03	80	730	12	right	278	175	190	17.4
12.480.05	95	850	12	right	310	175	190	20.5

AGM and lithium batteries

BOS LE300 - Lithium extension for lead-acid batteries

MODULAR | **PLUG & PLAY WITH CONVENTIONAL BATTERIES** | **MADE IN GERMANY**

The LE300 smart battery system is a lithium extension for 12V lead-acid batteries (AGM, GEL or wet cell).
The integrated battery management system takes care of protecting and balancing the lithium cells while monitoring the lead-acid battery.

The intelligent distribution of loads and capacity in the LE300 continuously keeps the lead-acid battery at a full charge and therefore extends the battery life.
Plug & Play installation: simply connect the system to the plus and minus pole of the existing battery with no need to modify the circuit or the charging technology.

The LE300 modules are light, compact and modular, and can be combined up to 24 in parallel, increasing the battery capacity to experience self-sufficiency.

Code	Description	Ah total	V	⟷ mm	kg
12.455.02	2 moduls x 25 Ah	50	12	175x229x134	6.8
12.455.04	4 moduls x 25 Ah	100	12	175x229x268	13.6

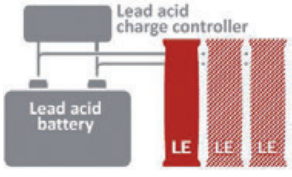

VICTRON lithium iron phosphate batteries

VICTRON Lithium-iron-phosphate (LiFePO4 or LFP) batteries have integrated cell balancing and cell monitoring. Up to ten batteries can be paralleled and **up to four batteries can be series-connected**, so that a **48V battery bank of up to 3000Ah** can be assembled. The cell balancing / monitoring cables can be daisy- chained and must be connected to a Battery Management System (BMS).

Battery Management System (BMS)
The BMS connects to the BTV and will:
1 - Prevent cell undervoltage (lower than 2.5V) by timely disconnecting/switching off the load.
2 - Prevent cell overvoltage (exceeding 4.2V) by stopping the charge process.
3 - Shut down the system in case of overtemperature (exceeding 50° C).
4 - Carry out cell balancing.
5 - BMS supplies up to 200 A with any CC load (inverters and inverters/battery chargers included);
6 - More features may be included: see the individual BMS data sheet.

Advantages:
1) Lithium-iron-phosphate (LiFePO4 or LFP) is the safest of the mainstream li-ion battery types. The nominal voltage of an LFP cell is 3.2V (lead-acid: 2V/cell). A 12.8V LFP battery therefore consists of 4 cells connected in series; and a 25.6V battery consists of 8 cells connected in series.
2) **Up to 70% more lightweight and compact in comparison with traditional batteries**.
3) A lead-acid battery will fail prematurely due to sulphation:
•If it operates in deficit mode during long periods of time (i.e. if the battery is rarely, or never at all, fully charged).
•If it is left partially charged or worse, fully discharged.
An LFP battery does not need to be fully charged. Service life even slightly improves in case of partial charge instead of a full charge. This is a major advantage of LFP compared to lead-acid.
4) Other advantages are the wide operating temperature range, excellent charge cycle performance, low internal resistance and high efficiency (see below).

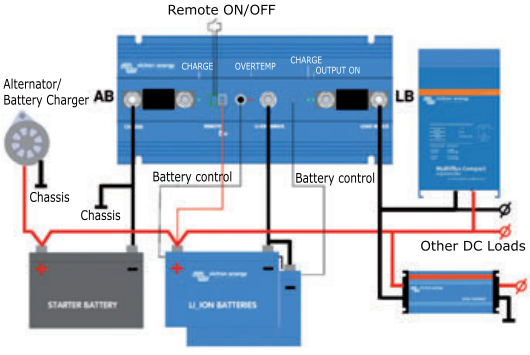

Code	Description	⟷ mm	kg
12.415.01	Battery 50 A·h	239x286x132	7
12.415.02	100-A·h battery	197x321x152	14
12.415.05	160-A·h battery	237x321x152	18
12.415.08	200-A·h battery	237x321x152	20
12.415.09	Battery 330 A·h	345x425x274	51
12.415.20	BMS management system	65x120x260	1.8

LIONTRON®

Liontron lithium batteries

10YEARS WARRANTY | **INTEGRATED BMS** | **DEVELOPED IN GERMANY**

Liontron lithium batteries totally replace an AGM or lead battery.
They are a lightweight solution still being a large power reserve and offering voltage stability even under very high load.
Maximum safety and long duration are ensured even with regular deep discharges thanks to the latest lithium technology. Shockproof and **waterproof** due to protection rating **IP67**.
They allow an extremely high life cycle level **(over 3000 cycles at 90%).**
Possible parallel connection to increase capacity.
Equipped with **BMS** and integrated **Bluetooth 4.0** to always keep everything under control on your smartphone.
The **Arctic*** versions feature heating elements that keep the cell temperature above the freezing point and can be used down to a temperature of **-30°C**.

Code	A·h	Wh	V	Pole (+)	⟷			kg
					Width mm	Height mm	depth	
12.460.01	55	704	12.8	SX (M8 female)	350	163	171	10.8
12.460.02	80	1024	12.8	SX (M8 female)	260	209	169	10.5
12.460.03*	100	1280	12.8	SX (M8 female)	350	215	171	14.2
12.460.04*	150	1920	12.8	SX (M8 female)	350	267	171	19.3
12.460.05*	200	2560	12.8	SX (M8 female)	390	257	232	25.8

* *Arctic Versions*

Solar panels and accessories

ENECOM flexible solar panels

MADE IN ITALY

Constructed with high-performance aerospace solar cells. These are ultra-thin, only 1.7 mm, and ultra-flexible latest generation panels. Mono cell efficiency 17.25%. The panel consists of a sandwich made of a plastic support + solar cells + a UV-resistant epoxy resin surface coating. Fixing is done using double-sided tape. Connection cable with MC4 plug included.
Version A: mono-crystalline panels.
Version B: fitted with Sun Power top-efficiency cells. This results in more compact dimensions and 23% higher efficiency over standard cells.

Code	Max power (Wp)	Thickness mm	V	Cable cm	⟷ mm	kg	Version
12.034.01	20	1.7	12	70	620x272	0.5	A
12.034.02	45	1.7	12	100	604x536	0.8	A
12.034.03	45	1.7	12	100	1120x282	0.8	A
12.034.04	75	1.7	12	100	1370x344	1.2	A
12.034.17	75	1.7	12	100	739x731	1.2	A
12.034.11	100	1.7	12	100	1231x536	1.6	A
12.034.07	90	1.7	12	100	977x546	1.5	B
12.034.08	120	1.7	12	100	1230x546	1.8	B
12.034.14	140	1.7	12	100	1194x660	1.85	A
12.034.16*	160	1.7	12	100	1352x660	2.1	A
12.034.18*	180	1.7	12	100	1535x671	2.6	A

To be completed with voltage regulator and MC4 connectors if needed depending on the system requirements.
**Provided with fastening eyelets.*



Pair of MC4 male + female connectors, IP67 for installation of Enecom panels.

MADE IN ITALY

Code 12.034.09
After fixing them to the onboard cables, they ensure an immediate connection to the Enecom panel already fitted with MC4 connectors.

VICTRON Blue - Solar charge controllers for solar panels

Internal temperature sensor, protection against short-circuit, over-current and reverse polarity. Three stage battery charging: BULK, ABSORPTION, FLOAT. The DUO version charges two separate batteries and its charge current ratio is programmable.

Code	Model	V	Max charge A	No.of chargeable batteries	⟷ mm	kg
12.033.02	Blue 10	12/24	10	1	70x133x34	0.15
12.033.03	Blue 20	12/24	20	1	70x133x34	0.23
12.033.04	Blue Duo 20	12/24	20	2	70x153x37	0.20

Victron Smart - Solar Charge Controllers

INTEGRATED BLUETOOTH **HIGH PERFORMANCE** **SMART BATTERY**

MPPT solar charge controller (98% efficiency) with output for DC current draw and built-in Bluetooth for configuration and monitoring via Victron Connect app. Temperature sensor integrated.

Code	Model	V	Max charge A	V max voltage PV	⟷ mm	kg
12.028.01	MPPT 75/10	12/24	10	75	110x113x40	0.5
12.028.02	MPPT 75/15	12/24	15	75	110x113x40	0.5
12.028.03	MPPT 100/15	12/24	15	100	110x113x50	0.6
12.028.04 New	MPPT 100/30	12/24	30	100	186x131x71	1.4

Aurora pop-out LED table light — 13.448.xx
Hidden Until You Need It
LED | AISI 316L | Dimmerable | Waterproof
www.osculati.com

Brightness and colour temperature

Brightness (luminous flux)

The light flux (also known as brightness) emitted by a bulb is expressed in **lumen** (lm). Traditional incandescent or halogen light bulbs only indicated electric power in **watt** (W); watts actually indicate energy consumption and not the real quantity of light emitted.

Watt consumption being equal, modern light bulbs (using the LED technology or other low consumption technologies) have a much higher brightness. As an indication, the table here below shows the correspondence between **halogen bulbs** and any modern bulb whose brightness is expressed in **lumen**.

A light source with a luminous flux of	10 lumens	20 lumens	50 lumens	70 lumens	100 lumens	150 lumens	200 lumens	250 lumens	350 lumens	500 lumens
Replaces a halogen lamp from	0.5 watts	1 watt	3 watts	4 watts	6 watts	9 watts	12 watts	15 watts	20 watts	30 watts

Colour temperature

The colour temperature indicates the hue of the light, and is measured in **kelvin** (K). Each light source has its own characteristic colour temperature, ranging from warm (like a candle, 1000 K) to cold (Xenon bulb, 6200 K).

The **warm lights** that tend towards yellow/orange and make environments more welcoming, at the expense of the color fidelity of the illuminated objects; while the **cold lights**, beyond 5300 K, tend towards blue/blue.

Traditional incandescent bulbs have a warm light (about 2900 K) but cooler lights are used to light up work areas (3500 K to 6000 K):



IP protection degree

E.g. IP67:
6 = completely protected against dust;
7 = protected against the effects of temporary immersion.

IP	X	Y
Characteristic Letters (International Protection)	**X indicates the level of protection against the penetration of solid foreign objects (from 0 to 6)**	**Y indicates the level of protection against liquid penetration (from 0 to 8)**
	0 No protection	**0** No protection
	1 Protected against solid objects larger than 50 mm in diameter	**1** Protected against vertical drops of water
	2 Protected against solid objects over 12 mm in diameter	**2** Protected against dripping water or rain up to 15° vertical
	3 Protected against solid bodies larger than 2.5 mm in diameter	**3** Protected against falling drops of water or rain up to 60° vertical
	4 Protected against solid objects over 1 mm in diameter	**4** Protected against splashing water from all directions
	5 Protected against dust (no harmful deposit)	**5** Protected against water jets
	6 Totally protected against dust	**6** Protected against powerful water jets
		7 Protected against the effects of temporary immersions
		8 Protected against the effects of continuous immersion

Plastic walkway and courtesy lights

LED walkway light for recess mounting - frontal orientation

Clear plastic.

Code	V	W	K	LED beam angle	Light colour	⟷ mm	
						Ø Recess	Ø external
13.183.15	12	0.24	2850-3200	30°	white	9	12.7
13.183.16	12	0.24	-	30°	blue	9	12.7

LED courtesy light for recess mounting - frontal orientation

IP66

In white ABS.

Code	V	W	lumen	K	LED beam angle	No of LEDs	Light colour	⟷ mm	
								Ø Recess	Ø external
13.183.08	12	0.24	4	2900-3200	30°	1	white	14x20 depth	28



LED courtesy light for recess mounting - frontal orientation

IP68

In transparent polycarbonate. Through-mounting.

Code	V	W	lumen	K	LED beam angle	No of LEDs	Light colour	⟷ mm		
								Ø Recess	Ø external	Overhang
13.183.01	12	0.2	12.5	5500-6300	120°	1	white	22	38	8
13.183.02	12	0.2	2	-	120°	1	red	22	38	8
13.183.03	12	0.2	2	-	120°	1	blue	22	38	8
13.183.11	12	0.2	12.5	5500-6300	120°	1	white	20	31.6	5
13.183.13	12	0.2	2	-	120°	1	blue	20	31.6	5

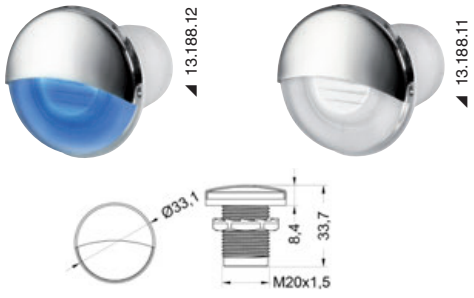

Recess fit LED courtesy light - downward orientation

IP68

In technopolymer with polished AISI 316 stainless steel eyelid. Through-mounting.

Code	V	W	lumen	K	LED beam angle	No of LEDs	Light colour	⟷ mm		
								Ø Recess	Ø external	Overhang
13.188.11	12	0.4	21	5500	120°	2	white	19.2	Ø 33,1	6
13.188.12	12	0.4	4	-	120°	2	blue	19.2	Ø 33,1	6

OSCULATI

13.887.13/14

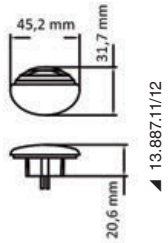

New

OSCULATI recessed LED courtesy lights

IP65

In technopolymer, complete with gasket.

Body colour		V	W	lumen	K	No of LEDs	Light colour	⟷ mm		
white	Chromed							Ø Recess	External Ø	Overhang
13.887.11	**13.887.13**	12	0.21	15	3000	1	White	14	45x31	7
13.887.12	**13.887.14**	12	0.21	5	-	1	Blu	14	45x31	7

LED courtesy light, recessless version - frontal orientation

FLUSH MOUNT

White plastic.

Code	V	W	lumen	K	LED beam angle	No of LEDs	Light colour	⟷ mm
13.177.01	12	0.23	4	5500-6300	30°	2	white	43x19

LED courtesy light, recessless version - frontal orientation

IP65 **FLUSH MOUNT**

In white plastic. Mounting via screws.

Code	V	W	lumen	K	LED beam angle	No of LEDs	Light colour	⟷ mm
13.178.31	12	0.5	38	2900-3200	120°	5	white	70x38x10 overhang
13.178.32	12	0.5	11.4	-	120°	5	blue	70x38x10 overhang

Metal walkway and courtesy lights

Apus-r LED courtesy light for recess mounting - frontal orientation

IP65

Chromed brass with clear polycarbonate diffuser. Pressure installation.

Code	V	W	lumen	K	LED beam angle	No of LEDs	Light colour	⟷ mm		
								Ø Recess	Ø external	Overhang
13.477.20	12/24	0.24	6	6000	80°	1	white	11	20	2
13.477.21	12/24	0.24	3	-	70°	1	blue	11	20	2
13.477.22	12/24	0.24	4	-	80°	1	red	11	20	2

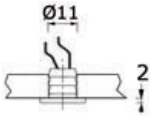

LED courtesy light for recess mounting - frontal orientation

IP65 **AISI 316**

In mirror-polished micro-cast stainless steel. Polycarbonate lens. Pressure mounting.

Code	V	W	lumen	K	LED beam angle	No of LEDs	Light colour	⟷ mm		
								Ø Recess	Ø external	Overhang
13.429.04	12/24	0.3	6	6000	25°	1	white	25	40	3
13.429.05	12/24	0.3	3	-	25°	1	blue	25	40	3

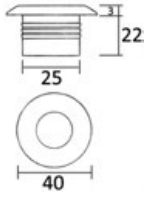

Alcor LED courtesy light for recess mounting - downward orientation

IP67 **AISI 316**

Machined stainless steel body. Snap mounting.

Code	V	W	lumen	K	LED beam angle	No of LEDs	Light colour	⟷ mm		
								Ø Recess	Ø external	Overhang
13.425.90	12/24	0.1	20	3000	100°	1	white	25.4	38	12
13.425.91	12/24	0.2	10	-	100°	1	blue	25.4	38	12
13.425.92	12/24	0.2	10	-	100°	1	red	25.4	38	12

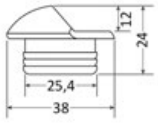

Tilly LED courtesy light for recess mounting - frontal or downward orientation

IP67

White plastic body, mirror-polished stainless steel front panel. Snap mounting.

Code	V	W	lumen	K	LED beam angle	No of LEDs	Light colour	⟷ mm		
								Ø Recess	Ø external	Overhang
13.426.01	12/24	0.5	25	3000	360°	6	white	25.4	38	7
13.426.02	12/24	0.5	10	-	360°	6	blue	25.4	38	7
13.426.10	12/24	0.5	25	3000	180°	6	white	25.4	38	7
13.426.11	12/24	0.5	10	-	180°	6	blue	25.4	38	7



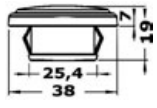

13.188.22

13.188.20/21

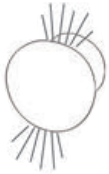
13.188.22/23

13.188.22

New ROUND built-in LED courtesy lights

IP67 AISI 316

Technopolymer body. Cover in AISI 316 stainless steel, mirror polished.

Code	Version	V	W	lumen	LED beam angle	No of LEDs	Light colour	⟷ mm
13.188.20	Downward light	12	0.6	9	120°	6	white	Ø33.1x7.2 h
13.188.21	Downward light	12	0.6	3	120°	6	blue	Ø33.1x7.2 h
13.188.22	Double up/downward light	12	0.6	16	120°	6	white	Ø33.1x7.2 h
13.188.23	Double up/downward light	12	0.6	5	120°	6	blue	Ø33.1x7.2 h


13.188.30

13.188.30/31

13.188.32/33

13.188.30

New SQUARE recessed LED courtesy lights.

IP67 AISI 316

Technopolymer body. Cover in AISI 316 stainless steel, mirror polished.

Code	Version	V	W	lumen	LED beam angle	No of LEDs	Light colour	⟷ mm
13.188.30	Downward light	12	0.6	9	120°	6	white	33.1x33.1x7.2 h
13.188.31	Downward light	12	0.6	3	120°	6	blue	33.1x33.1x7.2 h
13.188.32	Double up/downward light	12	0.6	16	120°	6	white	33.1x33.1x7.2 h
13.188.33	Double up/downward light	12	0.6	5	120°	6	blue	33.1x33.1x7.2 h

13.426.22

13.426.23

13.426.24

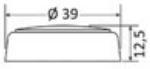

Aara LED courtesy light, recessless version - downward orientation

IP67 FLUSH MOUNT

White plastic body, mirror-polished stainless steel front. Mounting via screw.

Code	V	W	lumen	K	LED beam angle	No of LEDs	Light colour	⟷ mm
13.426.22	12	0.5	25	3000	180°	6	white	39x12.5
13.426.23	12	0.5	10	-	180°	6	blue	39x12.5
13.426.24	12	0.5	10	-	180°	6	red	39x12.5

13.429.42

13.429.41

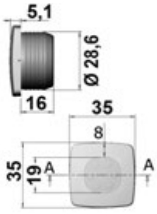

LED courtesy light for recess mounting - frontal orientation

IP65

Polycarbonate body. Mirror polished stainless steel front panel. Push-fit mounting.

Code	V	W	lumen	K	LED beam angle	No of LEDs	Light colour	⟷ mm		
								Ø Recess	Exterior	Overhang
13.429.41	12/24	0.4	20	3000	110°	2 LED HD 5 mm	white	28.6	35x35	5.1
13.429.42	12/24	0.4	10	-	110°	2 LED HD 5 mm	blue	28.6	35x35	5.1

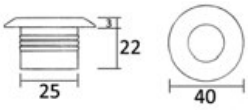

Recess fit LED ceiling light - frontal orientation

IP65 AISI 316

Stainless steel body. Can be used as mood lighting under the planks. Pressure mounting.

Code	Finishing	V	W	lumen	K	LED beam angle	No of LEDs	Light colour
13.429.10	Mirror-polished	12/24	1	110	3000	25°	1	white
13.429.11	Mirror-polished	12/24	1	45	-	25°	1	blue
13.429.12	Mirror-polished	12/24	1	45	-	25°	1	red
13.429.20	Mirror-polished	12/24	3	190	3000	25°	3	white
13.429.21	Mirror-polished	12/24	3	74	-	25°	3	blue

Recess fit LED ceiling light - frontal orientation

IP65 **AISI 316**

Polished precision-cast AISI316 stainless steel body. Pressure mounting.

Code	V	W	lumen	K	LED beam angle	No of LEDs	Light colour
13.429.90	12/24	1	110	3000	25°	1	white
13.429.91	12/24	1	45	-	25°	1	blue
13.429.95	12/24	3	190	3000	25°	1	white
13.429.96	12/24	3	74	-	25°	1	blue

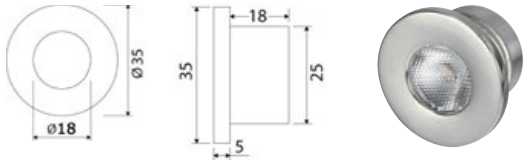

Recess fit LED ceiling light - frontal orientation

IP65 **AISI 316**

Polished precision-cast AISI316 stainless steel body. Pressure mounting.

Code	V	W	lumen	K	LED beam angle	No of LEDs	Light colour
13.429.80	12/24	1	110	3000	25°	1	white
13.429.81	12/24	1	45	-	25°	1	blue
13.429.85	12/24	3	190	3000	25°	1	white
13.429.86	12/24	3	74	-	25°	1	blue

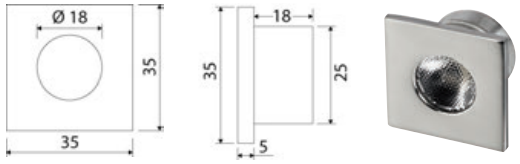

Recess fit LED courtesy light - frontal orientation

IP67 **AISI 316**

Polished precision-cast AISI316 stainless steel body. Pressure mounting.

Code	V	W	lumen	K	LED beam angle	No of LEDs	Light colour	⟷ mm	
								Exterior	Overhang
13.429.75	12/24	0.5	24	3000	25°	1	white	35x35	5
13.429.76	12/24	0.5	3	-	25°	1	blue	35x35	5

Recess fit LED courtesy light - downward orientation

IP67 **AISI 316**

Polished precision-cast AISI316 stainless steel body. Pressure mounting.

Code	V	W	lumen	K	LED beam angle	No of LEDs	Light colour	⟷ mm	
								Exterior	Ove-rhang
13.429.60	12/24	0.4	23	3000	90°	1	white	35x35	5
13.429.61	12/24	0.4	4	-	90°	1	blue	35x35	5

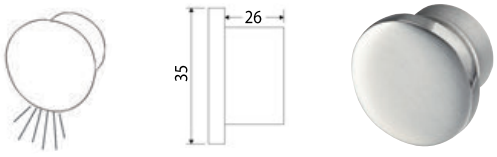

Recess fit LED courtesy light - dual upward/downward orientation

IP67 **AISI 316**

Polished precision-cast AISI316 stainless steel body. Pressure mounting.

Code	V	W	lumen	K	LED beam angle	No of LEDs	Light colour	⟷ mm	
								Exterior	Ove-rhang
13.429.65	12/24	0.4x2	41	3000	90°+90°	2	white	35x35	5
13.429.66	12/24	0.4x2	7	-	90°+90°	2	blue	35x35	5

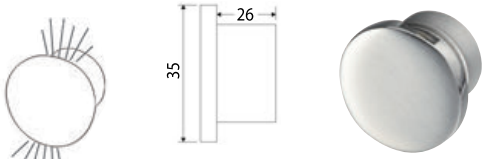

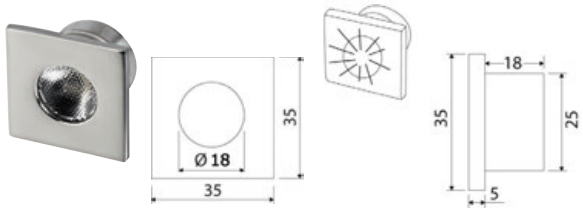

Recess fit LED courtesy light - frontal orientation

IP67 **AISI 316**

Polished precision-cast AISI316 stainless steel body. Pressure mounting.

Code	V	W	lumen	K	LED beam angle	No of LEDs	Light colour	⟷ mm	
								Exterior	Overhang
13.429.70	12/24	0.5	24	3000	25°	1	white	35x35	5
13.429.71	12/24	0.5	3	-	25°	1	blue	35x35	5

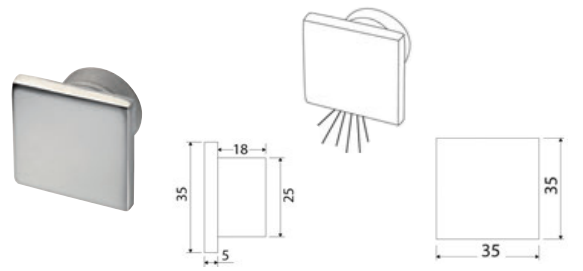

Recess fit LED courtesy light - downward orientation

IP67 **AISI 316**

Polished precision-cast AISI316 stainless steel body. Pressure mounting.

Code	V	W	lumen	K	LED beam angle	No of LEDs	Light colour	⟷ mm	
								Exterior	Overhang
13.429.50	12/24	0.4	23	3000	90°	1	white	35x35	5
13.429.51	12/24	0.4	4	-	90°	1	blue	35x35	5

New

Ultra-compact LED courtesy lights, minimalist look - downwards

IP67

Front and back waterproof model. Complete with rear cable gland, 1m-cable and waterproof micro connector.
Light orientation downwards. Recess hole diameter 17 mm.
Body material:
A = matt black anodized aluminum;
B = polished white painted aluminium;
C = mirror-polished stainless steel.

Code	V	W	Body material	K	Light colour	Hole Ø	⟷ mm
13.182.10	12	1	A	6000	white	17	Ø26x36
13.182.11	12	1	A	-	blue	17	Ø26x36
13.182.13	12	1	B	6000	white	17	Ø26x36
13.182.14	12	1	B	-	blue	17	Ø26x36
13.182.16	12	1	C	6000	white	17	Ø26x36
13.182.17	12	1	C	-	blue	17	Ø26x36

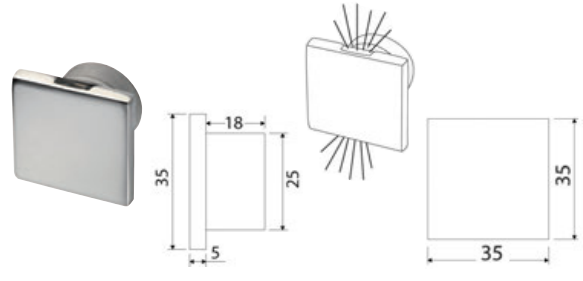

Recess fit LED courtesy light - dual upward/downward orientation

IP67 **AISI 316**

Polished precision-cast AISI316 stainless steel body. Pressure mounting.

Code	V	W	lumen	K	LED beam angle	No of LEDs	Light colour	⟷ mm	
								Exterior	Overhang
13.429.55	12/24	0.4x2	41	3000	90°+90°	2	white	35x35	5
13.429.56	12/24	0.4x2	7	-	90°+90°	2	blue	35x35	5

13.185.12/13

13.186.12/13

LED courtesy light for recess mounting - frontal orientation

IP65

In chrome-plated brass. Pressure fitting.

Code	Front	V	W	lu-men	K	LED beam angle	No of LEDs	Light colour	⟷ mm	
									Ø Recess	Exterior
13.185.12	Square	12	0.23	1.6	5500-6300	30°	1	white	25.4	30x30
13.185.13	Square	12	0.23	0.5	-	30°	1	blue	25.4	30x30
13.186.12	Round	12	0.23	1.6	5500-6300	30°	1	white	25.4	Ø 32
13.186.13	Round	12	0.23	0.5	-	30°	1	blue	25.4	Ø 32

FORESTI E SUARDI Elettra-t LED courtesy light, recessless version

IP67 **FLUSH MOUNT**

Clear technopolymer body, electro-plated technopolymer snap finish ring. Suitable for mounting on flammable surfaces both horizontally and vertically. Innovative design, Wall Washer light effects. Screw mounting.

Code	V	W	lumen	K	LED beam angle	No of LEDs	Light colour	⟷ mm
13.479.60	12/24	0.48	40	4000	60°x10°	1 SMD LED	white	38x31x10
13.479.61	12/24	0.48	12	-	60°x10°	1 SMD LED	blue	38x31x10

LED courtesy light for recess mounting - frontal orientation

IP55

Translucent polycarbonate body. Stainless steel bezel. Suitable for illuminating steps. Mounting by screws.

Code	Finishing	V	W	lumen	LED beam angle	No of LEDs	Light colour	⟷ mm		
								Ø Recess	Ø external	Overhang
13.181.00	no finish ring	12	0.6	12	24°	3 LED Long Life	yellow	28	46.3x23.3	2.4
13.181.01	Mirror-polished	12	0.6	12	24°	3 LED Long Life	yellow	28	46.3x23.3	2.4
13.181.03	Mirror-polished	12	0.6	7	20°	3 LED Long Life	blue	28	46.3x23.3	2.4

◢ 13.181.00

◢ 13.181.01

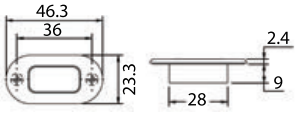

◢ 13.181.03

LED courtesy light for recess mounting - frontal orientation

IP67

Polycarbonate body with polished stainless steel front. Mounted with screws.

Code	V	W	lumen	K	LED beam angle	No of LEDs	Light colour	⟷ mm		
								Ø Recess	Ø external	Overhang
13.180.01	12	0.2	36	5000	100°	3 LED Long Life	white	44x16	29x84	3.5
13.180.03	12	0.2	14	-	100°	3 LED Long Life	blue	44x16	29x84	3.5

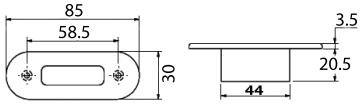

LED courtesy light, recessless version - frontal orientation

IP67 **FLUSH MOUNT**

Front panel in polished stainless steel. Mounted using screws.

Code	V	W	lumen	K	LED beam angle	No of LEDs	Light colour	⟷ mm	
								Exterior	Overhang
13.178.04	12	1.2	83	5500/6300	120°	6	white	72.5x38	10.5
13.178.03	12	1.2	22	-	120°	6	blue	72.5x38	10.5

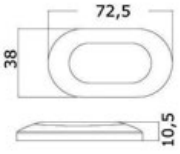

Oculus ultra-flat courtesy light - frontal orientation

IP67

Mounts without recess, thickness 5 mm. Watertight casing in technopolymer, with polished stainless steel finishing ring. Mounting via screws.

Code	Model	V	W	lumen	K	LED beam angle	No of LEDs	Light colour	⟷ mm
13.178.10	Front light, SS ring	12	0.3	30	3000	100°	3	white	80x37x5
13.178.14	Perimeter light, SS front panel	12	0.3	30	3000	360°	3	white	78.4x35.4x5
13.178.11	Front light, SS ring	12	0.3	10	-	100°	3	blue	80x37x5
13.178.15	Perimeter light, SS front panel	12	0.3	10	-	360°	3	blue	78.4x35.4x5

◢ 13.178.10/11

◢ 13.178.14/15

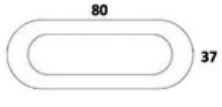

◢ 13.178.10/11

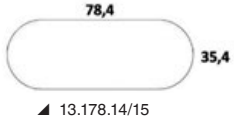

◢ 13.178.14/15

◢ 13.178.xx

LED courtesy light, recessless version - frontal orientation

IP67 **FLUSH MOUNT**

Chromed aluminium housing. Fixing via screws hidden by the front panel.

Code	V	W	lumen	K	LED beam angle	No of LEDs	Light colour	⟷ mm	
								Exterior	Overhang
13.187.01	12	0.4	30	2900-3200	120°	5	white	80x18	15.8
13.187.02	12	0.4	2.4	-	120°	5	blue	80x18	15.8


13.428.11/12

13.428.01/02

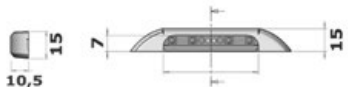

13.428.03/13

LED courtesy light, recessless version

IP67 **FLUSH MOUNT**

Mirror-polished stainless steel finish and polycarbonate diffuser. Fastening by means of screws hidden by the front panel.

Code	Version	V	W	lu-men	K	LED beam angle	No of LEDs	Light colour	⟷ mm Exterior	⟷ mm Overhang
13.428.11	Front light	12/24	0.5/1.2	20	3000	110°	3	white	71x15	10
13.428.12	Front light	12/24	0.5/1.2	10	-	110°	3	blue	71x15	10
13.428.01	Downward light	12/24	0.4	20	3000	110°	3	white	71x15	10
13.428.02	Downward light	12/24	0.4	10	-	110°	3	blue	71x15	10
13.428.03	Double up/downward light	12/24	0.6	40	3000	110°	3+3	white	71x15	10
13.428.13	Double up/downward light	12/24	0.6	15	-	110°	3+3	blue	71x15	10

LED courtesy light, recessless version

IP67 **AISI 316** **FLUSH MOUNT**

Micro-cast stainless steel casing, mirror-polished. Fixation via screws hidden by the front panel.

Code	Version	V	W	lumen	K	LED beam angle	No of LEDs	Light colour	⟷ mm Exterior	⟷ mm Overhang
13.427.11	Front light	12/24	0.6	60	3000	110°	3	white	100x16	11
13.427.12	Front light	12/24	0.6	24	-	110°	3	blue	100x16	11
13.427.32*	Front light	12/24	0.2	60/24	3000	110°	3	+ White + Blue	100x16	11
13.427.01	Downward light	12/24	0.6	60	3000	110°	3	white	100x16	11
13.427.02	Downward light	12/24	0.6	24	-	110°	3	blue	100x16	11
13.427.22*	Downward light	12/24	0.2	60/24	3000	110°	3	+ White + Blue	100x16	11
13.427.03	Double up/downward light	12/24	1.2	120	3000	110°	3+3	white	100x16	11
13.427.13	Double up/downward light	12/24	1.2	48	-	110°	3+3	blue	100x16	11

* *Push the switch in sequence to choose the white or blue light.*

13.427.11/12/32

13.427.11/12/32

13.427.01/02/22

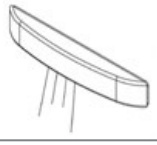
13.427.01/02/22

13.427.03/13

FORESTI E SUARDI Andromeda LED courtesy light, recessless version - downward orientation

IP67 **FLUSH MOUNT**

Body in transparent technopolymer, front in chromed brass.
Suitable for mounting on flammable surfaces.
Possibility of fixing with screws both horizontally and vertically
Innovative design and light emission for ambient effects.

13.482.30/31

13.482.30/31

13.482.40/41



13.482.40/41

Code	V	W	lu-men	K	LED beam angle	No of LEDs	Light colour	⟷ mm Exterior	⟷ mm Overhang
13.482.30	12/24	0.5	**50**	4000	70°	5 x SMD LEDs	white	70x16	11
13.482.31	12/24	0.5	**16**	-	70°	5 x SMD LEDs	blue	70x16	11
13.482.40	12/24	0.5	**50**	4000	70°	5 x SMD LEDs	white	100x16	11
13.482.41	12/24	0.5	**16**	-	70°	5 x SMD LEDs	blue	100x16	11

Plastic spotlights and ceiling lights

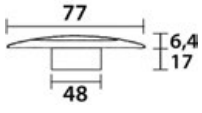

Recess-fit or recessless mounting LED ceiling light

IP67

ABS body. It comes with finish ring also for recessless mounting.

Code	Finishing	V	W	lumen	K	LED beam angle	No of LEDs	Light colour
13.179.56	White	12/24	1.2	75	2900-3200	120°	6	white

LED ceiling light for recess mounting

IP65 ABS body.

Code	Finishing	V	W	lumen	K	LED beam angle	No of LEDs	Light colour
13.179.01	White	12	0.8	50	6000	30°	9	white
13.179.02	Chromed	12	0.8	50	6000	30°	9	white
13.179.11	White	12	0.5	20	-	20°	9	blue
13.179.22	Chromed	12	0.5	20	-	20°	9	blue



BATSYSTEM Saturn HD LED ceiling light

ABS body, satin polycarbonate lens. Protection grade IP21.

Code	Finishing	V	W	Mounting	Switch	lumen	K	LED beam angle	No of LEDs	Light colour
13.833.11	White	12	3.5	Recessless	Yes, toggle switch	210	3000	120°	42	white
13.833.12	Chromed	12	3.5	Recessless	Yes, toggle switch	210	3000	120°	42	white



BATSYSTEM Comet LED spotlight for recess mounting

ABS body, frosted glass lens. Protection rating IP21

Code	Finishing	V	W	Switch	lumen	K	LED beam angle	No of LEDs	Light colour
13.878.32	Chromed	8/30	2.4	no	150	3000	120°	12 LED SMD	white
13.878.33	Chromed	8/30	2.4	Yes	150	3000	120°	12 LED SMD	white



New Sole recessed LED ceiling light

ABS body, technopolymer diffuser.

Code	Finish	V	W	Switch	lumen	K	LED beam angle	No of LEDs	Light colour
13.877.80	White	8/28	2.2	no	155	3000	120°	12 LED SMD	white
13.877.81	White	8/28	2.2	Yes	155	3000	120°	12 LED SMD	white
13.877.82	Golden	8/28	2.2	no	155	3000	120°	12 LED SMD	white
13.877.83	Golden	8/28	2.2	Yes	155	3000	120°	12 LED SMD	white
13.877.84	Chromed	8/28	2.2	no	155	3000	120°	12 LED SMD	white
13.877.85	Chromed	8/28	2.2	Yes	155	3000	120°	12 LED SMD	white

New Outdoor LED ceiling light

ABS body, opal diffuser, with switch.

Code	Finish	V	W	Switch	lumen	K	LED beam angle	No of LEDs	Light colour
13.831.32	White	12/24	2.5	Yes	270	3000	120°	16 LED SMD	white

LED ceiling light, reduced overhang

IP66 **FLUSH MOUNT**

ABS body, satin-finish glass diffuser. Ultra-flat recessless version with touch switch and two light levels.

Code	Finishing	V	W	Switch	lumen	K	LED beam angle	No of LEDs	Light colour
13.408.01	white + SS profile	12/24	3	Yes	168	3050-3800	120°	42 LED SMD	white
13.408.02	Chromed	12/24	3	Yes	168	3050-3800	120°	42 LED SMD	white

13.408.12

13.408.11

LED day/night ceiling light, recessless version

IP66

White/red/off touch switch.

Code	Finishing	V	W	Switch	lumen	K	LED beam angle	No of LEDs	Light colour
13.408.11	white + SS profile	12/24	3.5	Yes	251	3000	120°	18 x white / 6 x red	White + Red
13.408.12	Chromed finish ring	12/24	3.5	Yes	251	3000	120°	18 x white / 6 x red	White + Red

Extract and Light recess-fit LED spot light with extractor fan

Compact extractor fan with built-in LED light for application in toilets and kitchens.
Extraction and light are independent.
Fitted with **double finish ring** made of **white or chromed ABS**.

Code	V	W LED HD	Fan current draw W	Suction capacity m³/h	K	Light colour
13.582.12	12	1.5	3.7	7.2	6000	white
13.582.24	24	1.5	4.8	7.2	6000	white

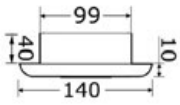

Metal spotlights and ceiling lights

13.179.52

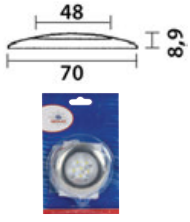

LED ceiling light, wired recessless version

IP67 **FLUSH MOUNT**

ABS body, stainless steel finish ring.

Code	Finishing	V	W	lumen	K	LED beam angle	No of LEDs	Light colour
13.179.52	Mirror-polished	12/24	1.2	95	5500/6300	120°	6	white
13.179.53	Mirror-polished	12/24	1.2	13	-	120°	6	blue

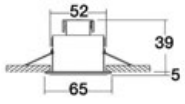

Sterope halogen ceiling light for recess mounting

IP65

Stainless steel body. Glass lens. Dichroic parabola. Fixing system with internal springs.

Code	Finishing	V	W	Bulb	Spare bulb	Light colour
13.438.01	Mirror-polished	12	10	G4	**14.453.01; 14.100.24**	white

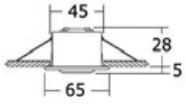

ALTAIR compact and adjustable LED spotlight

IP20 **LED**

Glass lens. Fixing system with internal springs.

Code	Finishing	V	W	Reflector	Light colour	LED
13.437.15	Mirror-polished	12/24	3	Optical	white	1 HD

13.437.20

13.437.21

Recess-fit adjustable LED ceiling light

IP20

Chromed light alloy case, stainless steel parts. Polycarbonate lens. 3030 LED, warm light.

Code	Finishing	V	W	lumen	K	LED beam angle	No of LEDs	mm recess	mm Ø external
13.437.20	Chromed	12/24	2	130	3000	120°	1	14.5	92
13.437.21	Chromed	12/24	4	260	3000	120°	1	14.5	115

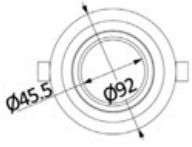

13.437.20

13.437.21

Atlas halogen ceiling light for recess mounting

IP40

Stainless steel body. Frosted glass lens. Fixing system with internal springs.

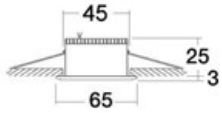

Code	Finishing	V	W	Bulb	Spare bulb	Light colour
13.435.01	Mirror-polished	12	10	G4	**14.454.12; 14.454.24**	☐ white

Luna LED ceiling light, recessless version

IP65 **FLUSH MOUNT**

Anodized aluminium body, stainless steel finish ring. Technopolymer diffuser. Hidden LEDs, **even and shadeless light.**

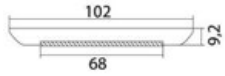

Code	Finishing	V	W	lumen	K	LED beam angle	No of LEDs	Light colour
13.410.01	Mirror-polished	12	4.8	420	3000	100°	24	☐ white

Atria halogen ceiling light for recess mounting

IP40/65

Stainless steel body. Satin-finish glass diffuser. Dual fixing system: with hidden screws or with internal stainless steel springs.

◢ 13.447.90

◢ 13.447.91

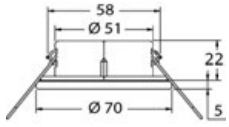

Code	Finishing	V	W	Switch	IP degree	Bulb	Spare bulb	Light colour
13.447.90	Mirror-polished	12	10	**no**	IP65	G4	**14.454.12; 14.454.24**	☐ white
13.447.91	Mirror-polished	12	10	**Yes**	IP40	G4	**14.454.12; 14.454.24**	☐ white

Atria LED ceiling light for recess mounting

IP40/65

Stainless steel body. Satin-finish glass diffuser.
Double fixing system: with hidden screws or with internal stainless springs.

◢ 13.447.01/11

◢ 13.447.02

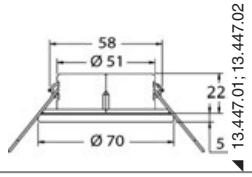

◢ 13.447.01; 13.447.02

Code	Finishing	V	W	Switch	IP degree	lumen	K	LED beam angle	No of LEDs	Light colour
13.447.01	Mirror-polished	12/24	2	no	IP65	215	3000	100°	12 LED SMD G4	☐ white
13.447.02	Mirror-polished	12/24	2	Yes	IP40	215	3000	100°	12 LED SMD G4	☐ white

Atria II LED ceiling light for recess mounting

Stainless steel body. Satin-finish glass diffuser.
Double fixing system: with hidden screws or with internal stainless springs. Dimmable with 14.482.00

◢ 13.447.22

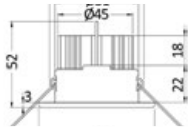

◢ 13.447.23

Code	Finishing	V	W	Switch	IP degree	lumen	K	LED beam angle	No of LEDs	Light colour
13.447.22	Mirror-polished	12/24	8	no	IP65	560	3000	50°	1	☐ white
13.447.23	Mirror-polished	12/24	8	Yes	IP40	560	3000	50°	1	☐ white

Aruba reduced recess fit LED ceiling light

IP56 **AISI 316**

Technopolymer body and polished AISI316 stainless steel finishing ring.
Polycarbonate opal lens. Mounting with stainless steel springs (no screws).

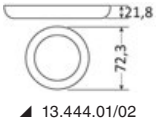

◢ 13.444.01/02

◢ 13.444.01/02

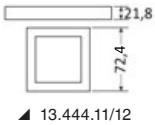

◢ 13.444.11/12

◢ 13.444.11/12

Code	Finish-ing	V	W	Switch	lumen	K	LED beam angle	No of LEDs	Light colour	⟷ mm
13.444.01	SS	12/24	3	no	193	3000	120°	14	☐ white	Ø 72.3 x 21.8
13.444.02	SS	12/24	3	Touch	193	3000	120°	14	☐ white	Ø 72.3 x 21.8
13.444.11	SS	12/24	3	no	193	3000	120°	14	☐ white	72.4 x 72.4 x 21.8
13.444.12	SS	12/24	3	Touch	193	3000	120°	14	☐ white	72.4 x 72.4 x 21.8

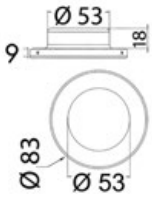

Montsarrat II LED ceiling light for recess mounting

White epoxy-powder coated aluminium body, stainless steel finish ring.

Code	Finishing	V	W	lumen	K	LED beam angle	No of LEDs	Light colour
13.445.08	Mirror-polished	12/24	8	560	3000	50°	1 HD LED	white

OSCULATI

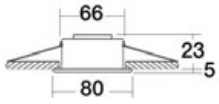

Asterope halogen ceiling light for recess mounting

IP40

Glass lens, dichroic parabola. Fixing system with internal springs.

Code	Finishing	V	W	Bulb	Spare bulb	Light colour
13.434.01	Mirror-polished	12	20	G4	**14.453.01; 14.100.24**	white

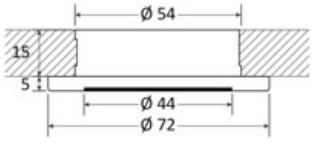

Polis dimmable reduced-depth recessed LED light

IP66

Polycarbonate housing with ring. Satin diffuser. Single central LED. Screw fixing.
Type of light:
13.488.01/02 with fixed or dimmable light. See the table to choose the ideal switch.
13.488.11/12 with dimmable light, (ON/OFF + dimmer) touch function included in the diffuser.

Type	Recommended switch types	Recommended switch models	Dimmable
A	ON/OFF	Any	no
A	Touch dimmer	14.482.00	Yes
B	ON/OFF	Any	no
B	Kurzzeitschalter	14.215.05/06.13/14 or similar	Yes

Ring: Polished stainless steel	Ring: Polished white technopolymer		Type	V	W	Switch	lumen	K	LED beam angle	No of LEDs	Light colour
13.488.01	**13.488.21**	New	A	12/24	2	no	170	3000	80°	1	white
13.488.02	**13.488.22**	New	B	12/24	2	no	170 + 40	3000	80°	1	White + red night
13.488.11	**13.488.31**	New	-	12/24	2	Yes, dimmable touch switch	170	3000	80°	1	white
13.488.12	**13.488.32**	New	-	12/24	2	Yes, dimmable touch switch	170 + 40	3000	80°	1	White + red night

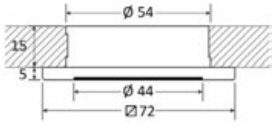

Propus dimmable reduced-depth recessed LED light

IP66

Polycarbonate housing with ring. Satin diffuser. Single central LED. Screw fixing.
13.489.01/02 with fixed or dimmable light. See the table to choose the ideal switch.
13.489.11/12 with dimmable light, (ON/OFF + dimmer) touch function included in the glass.

Type	Recommended switch types	Recommended switch models	Dimmable
A	ON/OFF	Any	no
A	Touch dimmer	14.482.00	Yes
B	ON/OFF	Any	no
B	Kurzzeitschalter	14.215.05/06.13/14 or similar	Yes

Ring: Polished stainless steel	Ring: Polished white technopolymer		Type	V	W	Switch	lumen	K	LED beam angle	No of LEDs	Light colour
13.489.01	**13.489.21**	New	A	12/24	2	no	170	3000	80°	1	white
13.489.02	**13.489.22**	New	B	12/24	2	no	170 + 40	3000	80°	1	White + red night
13.489.11	**13.489.31**	New	-	12/24	2	Yes, dimmable touch switch	170	3000	80°	1	white
13.489.12	**13.489.32**	New	-	12/24	2	Yes, dimmable touch switch	170 + 40	3000	80°	1	White + red night

Dimmable Bos recessed LED light with reduced depth

IP66

Polycarbonate housing with ring. Satin diffuser. Single central LED. Screw fixing.
13.490.01/02 with fixed or dimmable light. See the table to choose the ideal switch.
13.490.11/12 with dimmable light, (ON/OFF + dimmer) touch function included in the glass.



Type	Recommended switch types	Recommended switch models	Dimmable
A	ON/OFF	Any	no
A	Touch dimmer	14.482.00	Yes
B	ON/OFF	Any	no
B	Kurzzeitschalter	14.215.05/06.13/14; 14.482.01 or similar	Yes

Ring			Type	V	W	Switch	lumen	K	LED beam angle	No of LEDs	Light colour
Polished stainless steel	Polished white technopolymer										
13.490.01	13.490.21	New	A	12/24	2	no	170	3000	80°	1	white
13.490.02	13.490.22	New	B	12/24	2	no	170 + 40	3000	80°	1	White + red night
13.490.11	13.490.31	New	-	12/24	2	Yes, dimmable touch switch	170	3000	80°	1	white
13.490.12	13.490.32	New	-	12/24	2	Yes, dimmable touch switch	170 + 40	3000	80°	1	White + red night

Merope halogen spotlight for recess mounting

IP30

Glass lens, dichroic parabola. Fixing system with internal springs.

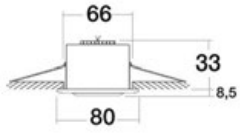

Code	Finishing	V	W	Bulb	Spare bulb	Light colour
13.436.01	Mirror-polished	12	20	G4	14.454.12; 14.454.24	white

Syntesis LED ceiling light for recess mounting

IP65

Aluminium body, stainless steel bezel. Fixing system with screws hidden by the front panel.

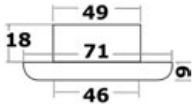

Code	Finishing	V	W	lumen	K	LED beam angle	No of LEDs	Light colour
13.449.01	Mirror-polished	12/24	3	70	2900-3200	94°	1	white

Procion LED ceiling light, recessless version

IP65 **FLUSH MOUNT**

Stainless steel body. Fixing via screws hidden by the front panel. Complete with 2 front lenses of different transparency.

Code	Finishing	V	W	Switch	lumen	Ø mm	K	LED beam angle	No of LEDs	Light colour
13.441.11	Mirror-polished	12/24	1.2	no	110 (clear diffuser) / 80 (white diffuser)	65	3000	90°	6	white
13.441.12	Mirror-polished	12/24	1.2	Yes	110 (clear diffuser) / 80 (white diffuser)	65	3000	90°	6	white
13.442.11	Mirror-polished	12/24	2.4	no	215 (clear diffuser) / 160 (white diffuser)	86	3000	90°	12	white
13.442.12	Mirror-polished	12/24	2.4	Yes	215 (clear diffuser) / 160 (white diffuser)	86	3000	90°	12	white
13.442.14	Nickel satin-finish	12/24	2.4	Yes	215 (clear diffuser) / 160 (white diffuser)	86	3000	90°	12	white
13.442.25	Golden	12/24	2.4	no	215 (clear diffuser) / 160 (white diffuser)	86	3000	90°	12	white
13.442.26	Golden	12/24	2.4	Yes	215 (clear diffuser) / 160 (white diffuser)	86	3000	90°	12	white

13.442.26/12/14; 13.441.12

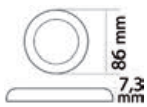

13.442.xx

13.442.25

13.441.11/12

13.441.xx

13.442.11

Procion (day/night) LED ceiling light, recessless version

IP65 **FLUSH MOUNT**

Stainless steel body. Operated via the central button: first click = white light; second click = coloured light. Fixing via screws hidden by the front panel.

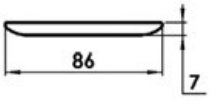

Code	Finishing	V	W	lumen	K	LED beam angle	No of LEDs	Light colour
13.442.15	Mirror-polished	12/24	2.4/1.2	143 (white); 29 (coloured)	3000	90°/105°	8 white; 4 blue	White+blue
13.442.16	Mirror-polished	12/24	2.4/1.2	143 (white); 29 (coloured)	3000	90°/105°	8 white; 4 red	White+red

OSCULATI

◢ 13.179.59

◢ 13.179.80

◢ 13.179.85

◢ 13.179.90

◢ 13.179.85

◢ 13.179.90

LED ceiling light, recessless version

IP65 **FLUSH MOUNT**

Stainless steel body.

Code	Finishing	V	W	lumen	K	LED beam angle	No of LEDs	Light colour
13.179.59	Mirror-polished	12	1.86	35	2900-3200	20°	3	white
13.179.80	Mirror-polished	12	3	84	2900-3200	25°	5	white
13.179.85	Mirror-polished	12	3.2	108	2900-3200	25°	6	white
13.179.90	Mirror-polished	12	5	162	2900-3200	25°	9	white

◢ 13.179.59

◢ 13.179.80

LED day/night ceiling light, recessless version

IP65 **AISI 316** **FLUSH MOUNT**

Stainless steel body. Fixing via screws hidden by the front panel.

Code	Finishing	V	W	lumen	K	LED beam angle	No of LEDs	Light colour
13.179.81	Mirror-polished	12	3+0.6	84 (white); 2 (coloured)	2900-3200	25°	5 (white); 4 (coloured)	White + Red



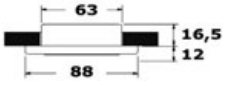

Vega Classic halogen ceiling light for recess mounting

IP65 **AISI 316**

Aluminium body coated with white epoxy resin, stainless steel bezel. Frosted glass lens. Fixing via screws hidden by the front panel.

Code	Finishing	V	W	Bulb	Spare bulb	Light colour
13.433.01	Mirror-polished	12	20	G4	14.453.01; 14.100.24	white

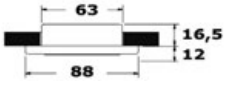

Vega LED ceiling light for recess mounting

IP65

Body in aluminium coated with white epoxy resin, stainless steel ring.
Frosted glass lens.

Code	Finishing	V	W	lumen	K	LED beam angle	No of LEDs	Light colour
13.433.11	Mirror-polished	12/24	4	290	3000	90°	16 LED SMD	white

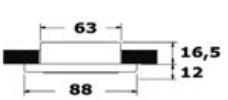

Vega II LED ceiling light for recess mounting

Body in aluminium coated with white epoxy resin, stainless steel ring.
Frosted glass lens.

Code	Finishing	V	W	lumen	K	LED beam angle	No of LEDs	Light colour
13.433.12	Mirror-polished	12/24	8	560	3000	50°	1	white

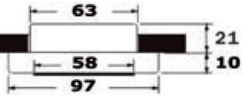

Capella LED ceiling light for recess mounting

IP65 **AISI 316**

Nylon/fiberglass body. Stainless steel ring. Satin-finish glass diffuser.

Code	Finishing	V	W	lumen	K	LED beam angle	No of LEDs	Light colour
13.433.30	Mirror-polished	12/24	2.5	240	3000	100°	12 LED SMD	white

Capella II LED ceiling light for recess mounting

IP65

Nylon/fiberglass body. Stainless steel ring. Satin-finish glass diffuser.

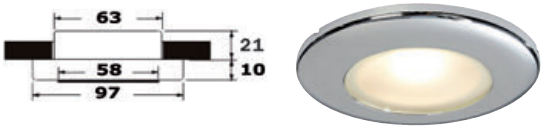

Code	Finishing	V	W	lumen	K	LED beam angle	No of LEDs	Light colour
13.433.33	Mirror-polished	12/24	3.5	240	3000	80°	1	white
13.433.34*	Mirror-polished	12/24	3.5	240+14	3000	80°	1+1	White

* *Red night light*

Superyacht LED ceiling light

IP67 **AISI 316**

PBT body with aluminium heat sink. Precision-cast stainless steel trimming ring.
It emits a powerful natural and diffused light.

Code	Finishing	V	W	lumen	K	LED beam angle	No of LEDs	Light colour
13.413.01	Mirror-polished	12/24	8	460	3000	50°	1	white

Square LED ceiling light for recess mounting

IP43 **AISI 316**

Polycarbonate body, stainless steel bezel.
Supplied with double lens: in opal glass and semi-transparent glass.

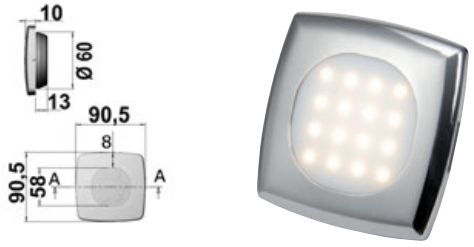

Code	Finishing	V	W	lumen	K	LED beam angle	No of LEDs	Light colour
13.443.41	Mirror-polished	12/24	4	80	3000	110° (white diffuser) / 105° (satin-finish diffuser)	16 SMD HD LEDs	white

Polaris recessless ceiling light

OSCULATI

IP56 **AISI 316** **FLUSH MOUNT**

Stainless steel body, polycarbonate diffuser.

Code	Finishing	V	W	Bulb	lumen	Lux at 1 m	Light colour
13.432.11	Mirror-polished	12/24	5	LED	334	173*	Warm white (3000 K)

LED ceiling light for recess mounting

OSCULATI

IP65

Satin-finish glass diffuser. For use in cockpits or engine rooms.

Code	Finishing	V	W	Bulb	lumen	Spare LED bulb	Light colour
13.533.02	Chromed brass	12	1.8	LED 2835	120	**14.441.11; 14.441.12; 14.441.15**	white

Phad II LED ceiling light for recess mounting

IP65

Polycarbonate diffuser.

Code	Finishing	V	W	lumen	K	Light colour	Light angle
13.430.11	Mirror-polished	12/24	6	286	3000	white	110°

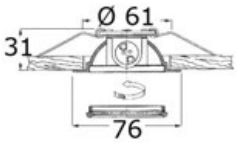

FORESTI E SUARDI Sextans Q halogen ceiling light for recess mounting

Die-cast brass body. Tempered and frosted glass lens. Fixing system with internal springs.
Bulb not included.

Code	Finishing	V	W	Bulb	Spare bulb	Light colour
13.468.01	Chromed brass	12/24	20	G4	**14.453.01; 14.100.24**	☐ white

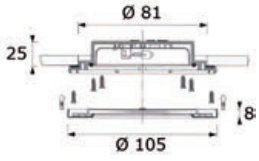

FORESTI E SUARDI halogen ceiling light for recess mounting

IP65

AISI 316

Technopolymer body, stainless steel ring. Tempered and satin glass lens. Internal metallized aluminum reflector. Fixing via screws hidden by the front panel.
Bulb not included.

Code	Finishing	V	W	Bulb	Spare bulb	Light colour
13.481.08	Mirror-polished	12/24	20	G4	**14.100.24**	☐ white

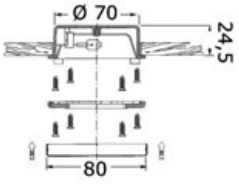

FORESTI E SUARDI Hydra halogen ceiling light for recess mounting

IP65

AISI 316

Technopolymer body, stainless steel ring. Fixing via screws hidden by the front panel.
Lens of tempered and satin glass.
Bulb not included.

Code	Finishing	V	W	Bulb	Spare bulb	Light colour
13.481.01	Mirror-polished	12/24	20	G4	**14.454.12; 14.454.24**	☐ white

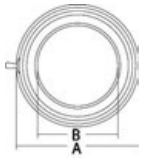

Japanese ceiling light, recessless version

FLUSH MOUNT **IP65**

Polycarbonate diffuser. **Halogen bulb version.**

Code	Finish	V	W	Switch	Bulb	Spare bulb	OPTIONAL LED	Light colour	⟷ mm		
									outside Ø A	Ø Glass B	Thickness mm
13.543.01	Stainless steel	12	15	Yes	BA15D	**14.200.02; 14.200.03**	**14.443.11; 14.443.12**	☐ white	138	100	41
13.543.02	Stainless steel	12	15	Yes	BA15D	**14.200.02; 14.200.03**	**14.443.11; 14.443.12**	☐ white	169	125	41

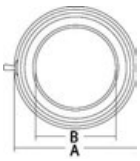

Japanese recessless ceiling LED light

LED **IP65**

Polycarbonate diffuser.

Code	Finish	V	W	Switch	No of LEDs	⟷ mm		
						outside Ø A	Ø Glass B	Thick-ness mm
13.544.01	Stainless steel	12	3.7	Yes	20 x 0.2	138	100	39
13.544.02	Stainless steel	12	3.7	Yes	20 x 0.2	169	125	39
13.544.11	Polished lacquered brass	12	3.7	Yes	20 x 0.2	138	100	39
13.544.12	Polished lacquered brass	12	3.7	Yes	20 x 0.2	169	125	39

Articulated spotlights — **13.867.xx**

Targeted lighting, flexible design

360° | LED | 12V | 3000K

www.osculati.com

Metal reading/chart lights

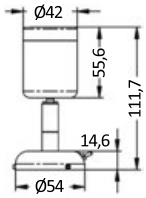

LED spotlight

Adjustable Wall Light.

Polished brass	Polished stainless steel	V	W	Switch	lumen	K	LED beam angle	No of LEDs	Light colour
13.904.02	**13.904.01**	12/24	3	Yes	85	2900-3200	24°	1 HD LED	☐ white

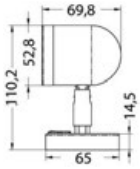

LED spotlight

Rotation 360°. Up-down 120°.

Code	Finishing	V	W	Switch	lu-men	K	LED beam angle	No of LEDs	Light colour
13.947.10	Polished stainless steel	12/24	3.2	Yes	154	2900-3200	42°	16 LED HD	☐ white
13.947.11	Polished brass with protective laquer	12/24	3.2	Yes	154	2900-3200	42°	16 LED HD	☐ white

OSCULATI

13.438.92

13.438.93

New **LED spotlight with USB-C and switch.**

Frosted glass diffuser

Code	Finishing	V	W	Switch	lumen	K	Light colour
13.438.92	Polished stainless steel	12/24	1x3	Yes	92	3000	☐ white
13.438.93	Polished and protected brass	12/24	1x3	Yes	92	3000	☐ white

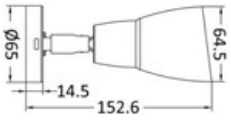

13.439.30

13.439.40

Kuma e Rana LED spotlight

Mirror-polished stainless steel body, chromed aluminium head. Switch on the head top.

Code	Model	V	W	Switch	lumen	K	LED beam angle	No of LEDs	Light colour
13.439.30	Kuma	12/24	3	Yes	150	3000	40°	1 HD LED	☐ white
13.439.40	Rana	12/24	3	Yes	150	3000	40°	1 HD LED	☐ white

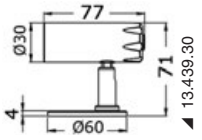

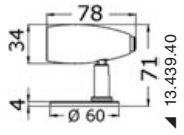

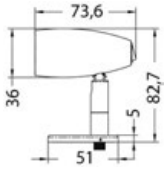

LED spotlight

Very small reading light. Chromed brass body.

Code	Finishing	V	W	Switch	lumen	K	LED beam angle	No of LEDs	Light colour
13.439.50	Chromed brass	12/24	2.2	Yes	52	2900-3200	80°	12	☐ white

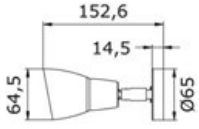

LED spotlight

Stainless steel body. Lens in opaline technopolymer.

Code	Finishing	V	W	Switch	lumen	K	LED beam angle	No of LEDs	Light colour
13.438.90	Mirror-polished	12/24	2	Yes	240	3000	63°	12 SMD	☐ white

Dimming LED light

Aluminium body. Touch switch. Touch switch with dimmer.

Code	Finishing	V	W	Switch	lumen	K	LED beam angle	No of LEDs	Light colour
13.439.55	Brushed and nickel-plated aluminium	10/30	1	Dimmable	141	3000	80°	1	☐ white
13.439.56	Chromed aluminium + glass diffuser	10/30	3	Dimmable	203	3000	80°	1	☐ white

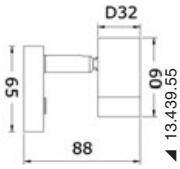

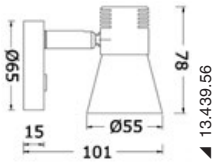

◢ 13.439.55

◢ 13.439.56

CREE LED reading spotlight

Chromed aluminium body. Touch switch.

Code	Finishing	V	W	Switch	lumen	K	LED beam angle	No of LEDs	Light colour
13.439.58	Chromed aluminium	12/24	2.7	Yes	150	3000	80°	1 LED CREE	☐ white

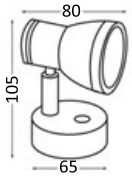

FORESTI E SUARDI Argo halogen bedside spotlight

Precision-cast brass body, sodic tempered satin-finish glass. **Bulb not included.**

Code	Finishing	V	W	Switch	Bulb	Optional bulb	Light colour
13.485.01	Chromed brass	12/24	10	Yes	G4	**14.454.12; 14.454.24**	☐ white

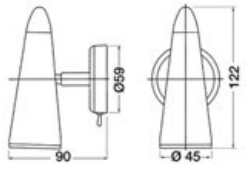

New Articulated LED spotlight

Complete with USB-C port, 2 A.
Touch ON-OFF switch with night light and dimmer to adjust light intensity.

Code	Finishing	V	W	Switch	Dimmer	material	lumen	K
13.867.30	polished	12	2	Yes	Yes	Chromed aluminium	270	3200
13.867.31	Black	12	2	Yes	Yes	Black aluminium	270	3200

◢ 13.867.30

◢ 13.867.31

New Articulated LED spotlight

Complete with USB-C port, 2 A.
ON-OFF switch, material: chromed aluminium.

Code	Finishing	V	W	Switch	lumen	K	Length mm
13.867.35	Polished	12	2	Yes	290	3000	240
13.867.45	Polished	12	2	Yes	290	3000	400

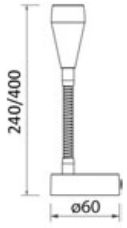

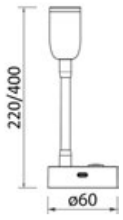

New Articulated LED spotlight

Complete with USB-C port, 2 A.
Touch ON-OFF switch with night light and dimmer to adjust light intensity.
Material: black aluminium.

Code	Finishing	V	W	Switch	Dimmer	lumen	K	Length mm
13.867.36	Black	12	2	Yes	Yes	280	3000	220
13.867.46	Black	12	2	Yes	Yes	280	3000	400

New LED spotlight

Complete with USB-C port, 2 A.
Touch ON-OFF switch with night light and dimmer to adjust light intensity.
Material: aluminium with stainless steel satin finish.

Code	Finishing	V	W	Switch	Dimmer	lumen	K
13.867.38	Satin-finish	12	2	Yes	Yes	280	3000
13.867.39	Black	12	2	Yes	Yes	280	3000

◢ 13.867.38

◢ 13.867.39

◢ 13.867.38

◢ 13.867.39

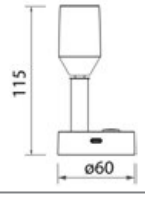

Laguna LED spotlight

Turned brass body, satin-finish glass diffuser.

◢ 13.439.15/16

Code	Finishing	V	W	Switch	lumen	K	LED beam angle	No of LEDs	Light colour
13.439.15	Chromed brass	12/24	3	Yes	88	3000	60°	1 HD LED	☐ white
13.439.16	Chromed brass, satin finish	12/24	2	Yes	200	2700	60°	12	☐ white
13.439.21*	Chromed brass	12/24	3	Yes	88	3000	60°	1 HD LED	☐ white

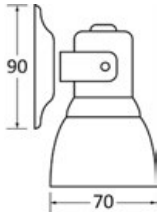

Deluxe halogen spotlight

Brass body.

Code	Finishing	V	W	Switch	Bulb	Spare bulb	OPTIONAL LED	Light colour
13.203.00	Mirror-polished brass, protected with zapon varnish	12	10	Yes	BA15D	**14.200.02**	**14.443.11; 14.443.12; 14.443.15; 14.443.16; 14.443.17**	☐ white

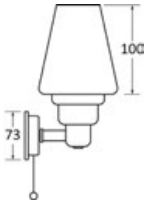

Glow Light halogen spotlight, fixed version for bed headboard

Aluminium body.

Code	Finishing	V	W	Switch	Bulb	Spare bulb	OPTIONAL LED	Light colour
13.207.00	Satin-finish and gold-anodized aluminum	12	10	Yes	G4	**14.454.12; 14.454.24**	**14.441.11; 14.441.12; 14.441.15**	☐ white

FORESTI E SUARDI bedhead articulated spotlight

Die-cast brass body, self-extinguishing ivory silk lampshade.
Bulb not included. Lamp holder E14.

Code	Finishing	V	W	Switch	OPTIONAL LED	Light colour
13.483.11	Chromed brass	12/24	40	Yes	**14.443.20; 14.443.21; 14.443.10**	white

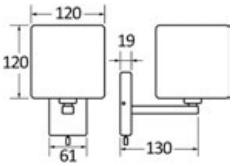

FORESTI E SUARDI Maia bedhead articulated spotlight

Brass body, self-extinguishing ivory silk lampshade
Bulb not included. Lamp holder E14.

Code	Finishing	V	W	Switch	OPTIONAL LED	Light colour
13.483.08	Chromed brass	12/24	40	Yes	**14.443.20; 14.443.21; 14.443.10**	white

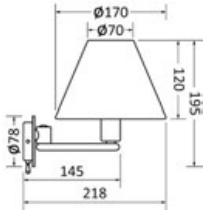

Plastic reading/chart lights

LED spotlight

ABS.

Code	Finishing	V	W	Switch	lumen	K	LED beam angle	No of LEDs	Light colour
13.517.00	black	12/24	2	Yes	50	2900-3200	90°	16 LED G4	white

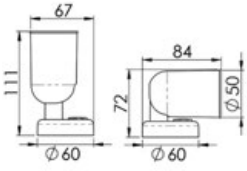

LED spotlight

Made of ABS with chromed brass articulation. Rotation: 300°. Up/down: 90°.

Code	Finishing	V	W	Switch	lumen	K	LED beam angle	No of LEDs	Light colour
13.896.01	white	12/24	1.32	Yes	150	3500	40°	1 HD LED	white
13.896.02	black	12/24	1.32	Yes	150	3500	40°	1 HD LED	white

OSCULATI

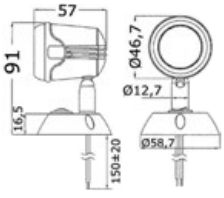

BATSYSTEM Tube halogen spotlight

ABS.

Code	Finishing	V	W	Switch	lumen	K	LED beam angle	No of LEDs	Light colour
13.868.10	white	8/30	2.4	Yes	150	3000	120°	12 LED SMD	white
13.868.12	Chromed	8/30	2.4	Yes	150	3000	120°	12 LED SMD	white

Båtsystem

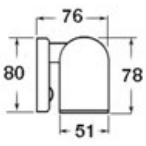

Articulated spotlights

Articulated reading LED spotlight

Mirror-polished stainless steel baseplate and chromed brass head.

Code	Arm finish	V	W	Switch	lu-men	K	LED beam angle	Light colour	mm Base	mm arm
13.237.03	Polished stainless steel	12/24	3	Yes	79	3000	40°	white	66x45	220
13.237.05	Coated in black leather	12/24	3	Yes	79	3000	40°	white	66x45	220
13.237.06	Covered in brown leather	12/24	3	Yes	79	3000	40°	white	66x45	220

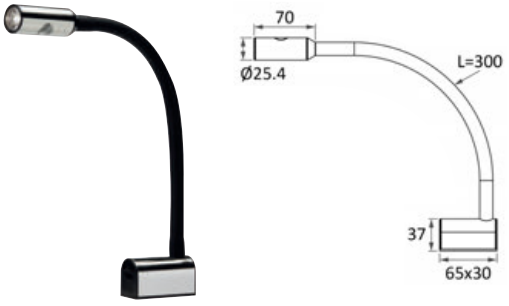

Articulated reading LED spotlight

IP40

Polished stainless steel spotlight and baseplate. articulated arm coated in black silicone.
Fitted with USB socket on the base. Touch switch on the head.

Code	Finish-ing	V	W	Switch	lu-men	K	LED beam angle	No of LEDs	Light colour	mm Base	mm arm
13.237.07	Black silicone	12/28	3	Yes	167	3000	50°	1	white	65x37	300

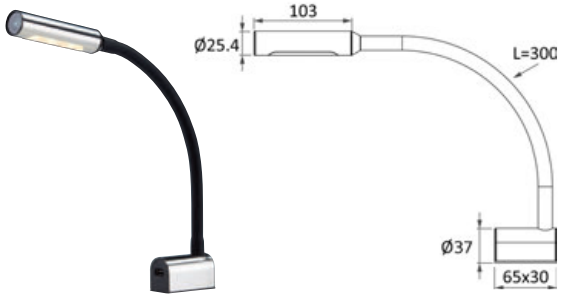

Articulated reading LED spotlight

Polished stainless steel spotlight and baseplate. Articulated arm coated in black silicone. Fitted with 2.1A USB socket on the base. Touch switch on the head. Powerful light beam with 3 x white LEDs + 2 x red LED for night light.

Code	Finish-ing	V	W	Switch	lu-men	K	LED beam angle	No of LEDs	Light colour	mm Base	mm Arm
13.237.08	SS + black silicone	12/24	4.5 + 1.0	Touch	430	3000	50°	3+2	White + Red	65x37	300

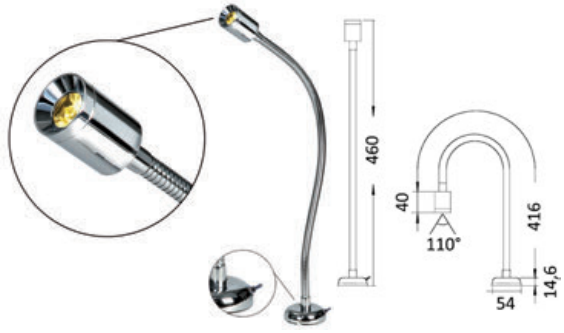

Articulated reading LED spotlight

Chromed brass body.

Code	V	W	Switch	lumen	K	LED beam angle	Light colour	mm Base	mm arm
13.236.90	12/24	1.2	Yes	52	2900-3200	110°	white	54	460

14.654.02 *OPTIONAL dimmer.*

Articulated reading LED spotlight

Brushed and nickel-plated aluminium body. Methacrylate reflector.

Code	V	W	Switch	lumen	K	LED beam angle	No of LEDs	Light colour	mm Base	mm arm
13.236.92	10/30	1.2	Yes	143	3000	120°	1	white	Ø35	365

Articulated reading LED spotlight

Flexible metal arm and tiltable lamp. Switches from white to red light with a simple touch.

Code	Finishing	V	W	Switch	lumen	No of LEDs	Arm mm	Light colour
13.239.24	Black	12	1.3	Yes	70	6 SMD LEDs	330	White + night red
13.239.25	Silver titanium	12	1.3	Yes	70	6 SMD LEDs	330	White + night red
13.239.26	Silver titanium	12	1.3	Yes	70	6 SMD LEDs	130	White + night red

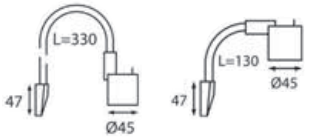

LABCRAFT ML articulated LED spotlight for chart table

Double light through glass rotation.

Code	V	W	Switch	lu-men	K	LED beam angle	Light colour	⟷ mm	
								Base	arm
13.228.11	12	0.85	Yes	72	6100 - 6900	115°	White + red night	35x18	460

Spotlight for cabinets

Courtesy light with automatic switching

Suitable for closets or cabinets; fitted with electrical cable and spring switch for mounting onto the door leaf, which activates the light when it opens.

Code	Finishing	V	W	Spare bulb	lumen	Base Ø mm	Overhang mm	Light colour
13.893.00	White ABS	12	4	**14.250.00**	50	32	37	white

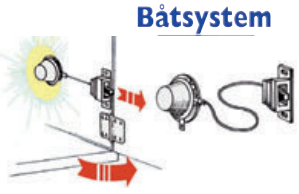

Courtesy light with automatic activation and Feton 2 independent power supply.

Pressure activation (upon door opening). Suitable for cabinets, lockers, storage rooms with 1 or 2 doors. Mounting with bayonet plate or adhesive. Batteries included.

Code	Finishing	W	lumen	No of LEDs	Batteries	⟷ mm
13.851.07	Grey ABS	0.07	14/18	4	LI154 (6 pcs)	50x41x20 h



Metal light strips

Turnstripe LED track light, rotating version

High intensity LED light and built-in switch; anodized aluminium body, opaline front glass.

Code	V	W	lumen	K	LED beam angle	No of LEDs	Length mm
13.838.01	12/24	1	50	4000	120°	8	260
13.838.02	12/24	2	81	4000	105°	16	413

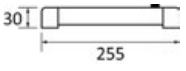

13.838.01

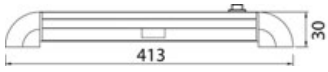

13.838.02



Slash 360° adjustable LED ceiling light

Adjustable 360° chromed aluminium LED strip with polycarbonate lens.
Ideal for undercabinet installation. When rotated, it creates direct or diffused lights depending on its position.
Easy installation with a two-adhesive tape system that centers the supports with no need of template.

Code	V	W	Switch	lumen	⟷ mm	
					outside	Overhang
13.838.12	12	2	Yes	145	303.1	45
13.838.24	24	2.2	Yes	162	303.1	45



OSCULATI

New Aluminium LED ceiling lights

ALUMINIUM WATERPROOF

Slim LED ceiling lights with aluminium frame, ideal for indoor and outdoor environments.

Code	V	W	lumen	K	⟷ mm
13.192.50	12/24	5.5	650	5700	182x40x18
13.192.51	12/24	11.5	1200	5700	310x40x18
13.192.52	12/24	17	1700	5700	438x40x18

Plastic light strips

Cobo spotlight

Genuine Cobo white polycarbon ceiling light with switch. Fastoon bulbs not included.

Code	Finish	Switch	⟷ mm	Optional bulb	OPTIONAL LED
13.523.01	Poly-carbonate	Yes	120x36x27 h	**14.300.00; 14.300.01**	**14.300.32**
13.523.02	Poly-carbonate	Yes	165x38x28 h	**14.300.00; 14.300.01**	**14.300.32**

Watertight LED surface light

OSCULATI

IP66

LED SMD-HD high-efficiency light source. **Flat base** version, ideal for engine compartments, bathrooms, kitchens, under boom on sailing boats, etc.

Code	Finishing	V	W	Switch	lumen	K	LED beam angle	⟷ mm	LED
13.192.00	White	12	3.4	no	360	4000	70°	230x24x11 h	10 SMD-HD
13.192.01	Polished AISI316 SS	12	6	no	450	4000	30°	238x34x8.4 h	10 SMD-HD
13.192.10	White	12	5.4	Yes	450	4000	50°	320x40x15 h	10 SMD-HD
13.192.11	Chromed	12	5.4	Yes	450	4000	50°	320x40x15 h	10 SMD-HD

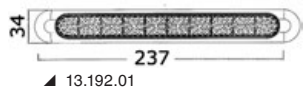

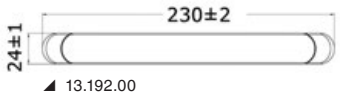

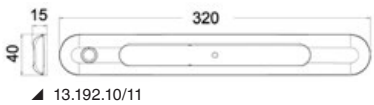



Linear overhead LED light

14 LED SMD-HD high-efficiency light source. Light alloy base with polycarbonate opal lens. Round switches with built-in blue/red LED.

Code	Finishing	V	W	Switch	lumen	K	LED beam angle	No of LEDs	⟷ mm
13.192.40	White	12	5.2	Yes	228	3000	120°	14	345x33x12 (H)



Labcraft DESIGN LED LIGHTING

LABCRAFT Astro LED strip light

LED

IP66

24 HD Superflux LEDs are used which are embedded in a watertight clear resin structure. Light performance at 1-mt distance equal to a 10-watt halogen bulb but with 1/5 consumption.

Code	Finishing	V	W	Current draw A	lumen	K	LED beam angle	No of LEDs	⟷ mm
13.198.01	Grey technopolymer	12	3.7	0.18	320	6100 - 6900	115°	24	592x43x30 h
13.198.02	Grey technopolymer	24	3.7	0.9	320	6100 - 6900	115°	24	592x43x30 h

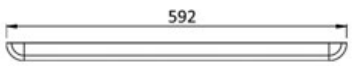

LABCRAFT Trilite table light

Fitted with **switch** and **anti-interference** device. High-resistance **methacrylate** body.

Code	Version	V	W	Switch	lumen	K	LED beam angle	No of LEDs	⟷ mm
13.340.16	HD LED	12	3	Yes	320	6100 - 6900	115°	12	381x78x24 h
13.340.17	HD LED	24	3	Yes	320	6100 - 6900	115°	12	381x78x24 h
13.340.18	HD LED	12	6	Yes	640	6100 - 6900	115°	24	381x78x24 h
13.340.19	HD LED	24	6	Yes	640	6100 - 6900	115°	24	381x78x24 h



Fissaggio fori - Fixing holes Ø 4,5 mm

Straight overhead LED lights

ON-OFF switch. ABS housing with satin diffuser.
They replace the equivalent ones fitted with fluorescent tube and offer lower consumption and longer duration.

Code	Finishing	V	W	lumen	K	LED beam angle	No of LEDs	⟷ mm
13.555.13	White	12	6.3	457	5600	120°	18	410x65x35 h
13.556.13	White	12	12.7	889	5600	120°	36	410x95x35 h

New Polycarbonate LED ceiling light

Slim LED ceiling lights with aluminium frame and integrated switch, ideal for indoor and outdoor environments.

Code	V	W	lumen	K	⟷ mm
13.192.42	12/24	3.8	540	5700	285x25x13

Watertight LED table light with touch switch

IP66

HD LED light source.
Ideal for bathrooms, kitchens, lockers, engine rooms, under the boom, sailing boats, etc.
For flat mounting, it also comes with a kit for mounting at 45°.
Blue light touch switch.

Code	V	W	lumen	K	LED beam angle	No of LEDs
13.193.21	12/24	6	140	3300	130°	16

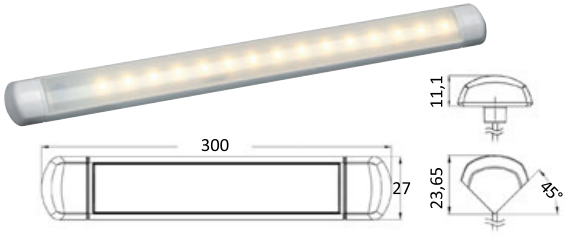

LED fluorescent light, watertight free-standing version

IP66

SMD LED light source. Flat mounting. Ideal for bathrooms, kitchens, peaks, engine rooms, under boom on sailing boats, etc. White technopolymer body.

Code	V	W	lumen	K	LED beam angle	No of LEDs
13.193.01	12/24	1.8	72	3325	110°	27
13.193.02	12/24	2.4	142	3325	110°	54

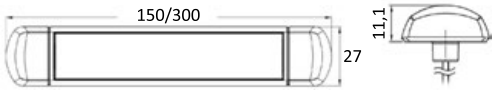



Light strips

LABCRAFT Orizon LED strip lights

IP66 **LED**

Transparent polycarbonate light bars with Cree Superflux high-efficiency and low-consumption LEDs. Mounting by means of 2 screw or self-adhesive tape. Ultra-reduced section (18 x 11 mm). 100% watertight since all parts are inside the polycarbonate extruded body.
Ultra-reduced section (18x11 mm). Completely watertight as all components are embedded in a polycarbonate extrusion.
They can be connected directly to each other or via a flexible cable.

Code	V	W	lumen	K	LED beam angle	No of LEDs	LED colour	Length mm	⟷ mm
13.843.01	12	6	880	2000-3000	115°	24	☐ white	522	18x11
13.843.02	24	6	880	2000-3000	115°	24	☐ white	522	18x11
13.843.05	12	12	1700	2000-3000	115°	48	☐ white	1022	18x11
13.843.06	24	12	1700	2000-3000	115°	48	☐ white	1022	18x11





LED light strip

IP66 | LED

Light strip made of clear thermoplastic with 2835 LEDs. 4-screw mounting or with double-sided tape. 100% watertight. LEDs are embedded in the front resin element. ideal for indirect lighting in dinettes and cabins.

Code	V	W	lumen	K	LED beam angle	No of LEDs	LED colour	Length mm	Section mm
13.844.01	12	3	265	5800	120°	17	white	229	22x11
13.844.06	12	6	529	5800	120°	45	white	508	22x11
13.844.02	12	3	54	-	120°	17	blue	229	22x11
13.844.07	12	6	153	-	120°	45	blue	506	22x11
13.844.04	12/24	1.2	15/61/18/94	-	120°	15	- RGBW*	225	22x11
13.844.05	12/24	2.4	42/169/46/234	-	120°	39	- RGBW*	508	22x11

* *Selectable colors*



Ambient strip lights, flexible version

Self-adhesive, waterproof, equipped with a terminal microconnector that allows them to be connected in series and a connection cable with microconnector. LED "Superbright" high brightness.

Code	V	W	Absorption mA	lumen	K	LED beam angle	No of LEDs	LED colour	Length mm	Section mm
13.834.01	12	1.4	70	100	3000	120°	12 SMD	white	300	10x3
13.834.03	12	1.4	70	30	-	120°	12 SMD	blue	300	10x3
13.834.05	12	1.8	90	165	3000	120°	15 SMD	white	500	10x3
13.834.06	12	1.8	90	50	-	120°	15 SMD	blue	500	10x3
13.834.08	12	3.6	150	330	3000	120°	30 SMD	white	1000	10x3
13.834.09	12	3.6	150	100	-	120°	30 SMD	blue	1000	10x3
13.834.11	12	5.4	200	500	3000	120°	45 SMD	white	1500	10x3
13.834.12	12	5.4	200	150	-	120°	45 SMD	blue	1500	10x3



Flexible LED light strip

IP65

Complete with 30 cm bipolar terminal cable.
They can be cut every 2.5 cm (12 V) or every 5 cm (24 V).
Self-adhesive with original 3M tape.

Code	V	W	Lumen / metre	K	LED beam angle	No of LEDs	LED colour	Length mm	⟷ mm
13.842.01	12	12	1000	3000	120°	120	Warm white	1000	10x4
13.842.02	12	24	1000	3000	120°	240	Warm white	2000	10x4
13.842.03	24	12	1000	3000	120°	120	Warm white	1000	10x4
13.842.04	24	24	1000	3000	120°	240	Warm white	2000	10x4
13.842.11	12	12	300	-	120°	120	blue	1000	10x4
13.842.12	12	24	300	-	120°	240	blue	2000	10x4
13.842.13	24	12	300	-	120°	120	blue	1000	10x4
13.842.14	24	24	300	-	120°	240	blue	2000	10x4



Neon Light flexible LED strip, even light

IP68

2-m bars. They can be very easily **cut to measure** keeping into account that the master contact is placed every 50 cm (marked on the bar).
Yet the bar can also be cut every **10 or 5 cm** (thus avoiding waste) being extremely careful in the process.
This technology delivers **even and diffused light**.
For interior and exterior applications.

Code	V	W/m	lumen	K	LED beam angle	No of LEDs/m	LED colour	Length m	Section mm
13.701.12	12	10	380	3000	120°	120	Warm white	2	8x16
13.701.24	24	10	380	3000	120°	120	Warm white	2	8x16
13.702.12	12	10	100	-	120°	120	Blue	2	8x16
13.702.24	24	10	100	-	120°	120	Blue	2	8x16

13.710.04 *End cap.*

13.710.01 *Electric cord fitted with 1 junction.*

13.710.02 *Electric cord to connect 2 bars fitted with 2 junctions.*

13.710.03 *Aluminium clips for strip mounting*

Neon Light flexible LED strip, even light

IP65

10x10 mm **square section** version with silicone body. 3-m bars.
They can be cut every **5 cm**.
Ideal to be integrated into the **cabin roof** for diffused and uniform light.
For **interior and exterior applications**.
Accessory line for universal applications.


13.704.12/24

13.705.12/24

Code	V	W/m	lumen	K	LED beam angle	No of LEDs/m	LED colour	Length m	Section mm
13.704.12	12	12	380	3000	120°	120	Warm white	3	10x10
13.704.24	24	12	380	3000	120°	120	Warm white	3	10x10
13.705.12	12	12	100	-	120°	120	Blue	3	10x10
13.705.24	24	12	100	-	120°	120	Blue	3	10x10

13.705.05 *Blind end lid*
13.705.03 *90° cable outlet lid*
13.705.04 *Linear cable outlet lid*
13.705.01 *Aluminium clips for strip mounting*
13.705.10 *SS flexible support for 2-m LED light strip. It can be used as a single piece, in pieces or in the single elements.*

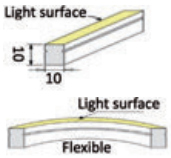

13.705.04

13.705.01

13.705.03

13.705.05

13.705.10

SMD LED strip light, semi-rigid version

IP65

Flexible **self-adhesive** aluminium base. The strips can be **combined** head to head by means of their male/female end plug or can be cut every 100 mm thus obtaining the length needed.

Code	V	W	lumen	K	LED beam angle	No of LEDs	LED colour	Length mm	mm
13.834.20	12	3.6	330	3000	120°	30	white	500	10x3
13.834.21	12	3.6	100	-	120°	30	blue	500	10x3
13.834.22	24	3.6	300	3000	120°	30	white	500	10x3

Profile to embed LED strips

This profile is sold in bars and consists of a base to be fixed to the wall and a translucent methacrylate covering. LED strips not exceeding 12-mm width can be placed inside.
The bars can be aligned to get any legnth or cut to measure.

13.834.31

13.834.30

Code	Description	Length mm	mm
13.834.30	White plastic base profile + methacrylate cover + 2 terminals	1000	25x10 h
13.834.31*	Anodized aluminium base profile + methacrylate cover + 2 terminals + fastening clips	1000	17.3x8.4 h

* *Designed for bars 13.842.xx*

BATSYSTEM U-Pro-System LED strip lights with built-in switch

360° swivelling light bars. Anodized aluminium body with built-in SMD LEDs shielded by glazed plexiglass. The system is equipped with several types of supports that make it very versatile. It can be produced in any length.

13.839.01/03

Code	Type	V	W	Switch	lumen	K	LED beam angle	No of LEDs	Length mm
13.839.01	U-Pro 230	12	1.56	Yes	150	3000	120°	60	230
13.839.03	U-Pro 480	12	3.52	Yes	417	3000	120°	120	470



13.839.03

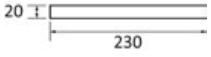

13.839.01

Watertight lights for cockpits, engine housings, service rooms

OSCULATI

Cockpit light

IP56

Designed to be installed without recess fitting wherever safety lights are required (engine rooms, instrument panels, cabin entrance stairs, cockpits and storerooms). White UV resistant Luran body, waterproof.

Code	V	W	K	No of LEDs	Dimensions	⟷ mm	Spare bulb 12 V	Spare bulb 24 V
13.540.00	12	5	-	-	80x42x38	80x42x38	14.400.02	14.400.03
13.539.12	12	0.2	6500	4	80x42x38	80x42x38	-	-

OSCULATI

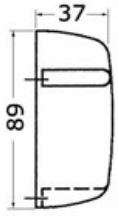

Courtesy Light watertight light with clear plexiglas lens

IP56

Specially suitable for lighting engine rooms, lockers or cockpits.

Code	V	W	K	No of LEDs	Glass color	Spare bulb 12 V	Spare bulb 24 V
13.530.01	12	10	-	-	white	14.300.00	14.300.01
13.529.12	12	1	6500	18	white	-	-
13.529.24	24	1	6500	18	white	-	-

OSCULATI

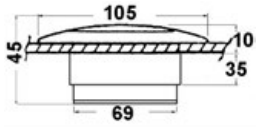

Courtesy Light cockpit light, built-in version

IP56

100% watertight, fitted with very sturdy plexiglass clear lens, designed for mounting on the cockpit bulkheads or on the flybridge. Also suitable as dock light for stern mounting and it may also be used as underwater light in tanks or pools. UV-resistant Luran body.

Code	V	W	K	No of LEDs	Glass color	Spare bulb 12 V	Spare bulb 24 V
13.530.00	12	10	-	-	white	14.300.00	14.300.01
13.528.12	12	1	3000	12	white	-	-
13.528.24	24	1	3000	12	white	-	-

LED ceiling light

IP67 LED

24 reflected LED lights inside a ultra-resistant watertight body. Ideal for confined places such as bilges, cockpits, flybridge and any place needing very bright and sturdy lights. Touch-control blue light switch. 3 light level modes.

Code	V	W*	lumen	K	Angoo LED	No of LEDs	⟷ mm
13.199.05	10/30	3/6/9	1780	4500	120°	24	Ø 130 x 18.5 h

* *depending on the level chosen*



LED ceiling light for interior and exterior applications

IP67

Anodized aluminum and technopolymer casing. Suitable for use in cabin, bilge, locker, engine room, cockpit, flying bridge, and challenging environments. Fixation via screws.

Code	Switching on	V	W	lumen	K	LED beam angle	No of LEDs	⟷ mm
13.199.06	Automatic with motion sensor	12/24	4.4	195	3000	90°	22	160x53x12
13.199.07	With touch switch	12/24	6.4	250	3000	90°	32	200x60x35
13.199.08	With touch switch	12/24	11.6	550	4500	90°	58	300x53x12
13.199.09	With touch switch	12/24	23.6	820	4500	90°	118	600x53x12

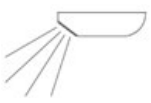

Turtle spotlight FORESTI E SUARDI

Bayonet lamp holder and screw lamp holder.
Particularly suitable for engine room and deck lighting.

Code	Finishing	max bulb watt	⟷ mm
13.202.89	Chromed brass	40	Ø 155x65 h

LABCRAFT Microlux LED hi-tech ceiling light

IP67 LED

It consists of Superlux LEDs embedded in a IP67 watertight extraresistant structure. With a 90° light opening, it is ideal for applications in damp or exposed environments (bilges, cockpits, flybridge, etc.)

Code	Type	Frame colour	V	W	lumen	K	LED beam angle	No of LEDs	⟷ mm
13.199.00	MICROLUX	Black/Grey	12/24	2.7	354	5700 - 6500	180°	2	128x100x15
13.199.02	SUPERLUX	White/Silver	12/24	6	624	5700 - 6500	180°	2	128x100x15

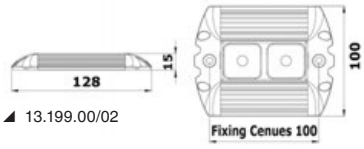

13.199.00/02

13.199.00

13.199.02

Aurora pop-out LED table light

13.448.0X - A Flush Lamp, that is concealed when retracted

Table and cockpit lighting

OSCULATI

Aurora pop-out LED table light

LED

IP65

Flush with the table top when off, it pops out and automatically lights up by slightly rotating the stainless steel upper ring. **Dimmer switch** upon request (13.448.01) to dim the light for ambient effect. Mirror-polished AISI316 stainless steel upper element.
WARNING: 1 dimmer can manage up to 6 lamps at a time.

Code	Version	Base	V	W	Optional dimmer	lumen	K	⟷ mm A	⟷ mm B
13.448.06	Short	Square	12/24	8	**13.448.01**	500	3000	71	110
13.448.00	Standard	Square	12/24	8	**13.448.01**	500	3000	140	222
13.448.10	Standard	Round	12/24	8	**13.448.01**	500	3000	140	222

13.448.01 *Touch dimmer for Aurora 12/24V 50W IP68*

13.448.10

13.448.01

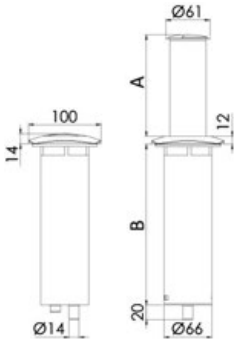

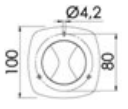

13.448.00/06

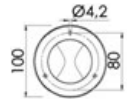

13.448.10

13.448.00/06

OSCULATI

Pull-out LED light pole for table applications

Designed to light up indoor/outdoor tables. Mirror-polished stainless steel LED light pole, chromed brass lamp holder. Light intensity (100% - 50% - 20% - 0) adjustable by means of a touch switch. 12V power supply through a base 13.440.10/16 sold separately.

Code	V	W	lumen	K	LED beam angle	No of LEDs	Base with cap in AISI 316 OPTIONAL
13.440.02	12	4	440	3000	360°	48	**13.440.10; 11.000.27**

13.440.10

11.000.27

Pull-out table lamp for cockpit tables

The power supply comes through the base 13.440.10/16 (sold separately). Stainless steel pole with snap-in fitting. The table lamp is made of plastic material.

Code	V	W	⟷ mm	Base (63x64x31 mm) OPTIONAL	Baseplate (56x64x31 mm) OPTIONAL	Spare halogen lamp	Replace-ment LED
13.440.03	12	10	180x340	**13.440.10**	**11.000.27**	**14.200.02**	**14.443.11**

11.000.27

13.440.10

Base for pull-out poles

Code **13.440.10**
Base with AISI 316 stainless steel cap.

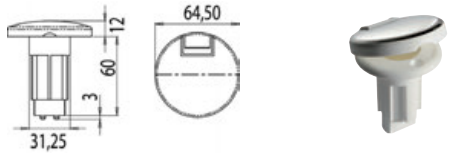

Flat base for retractable rods

OSCULATI

FLUSH

AISI316 stainless steel base with cover. Rotate to open.
Minimum space required in height and width.
Can be installed either flush or flat.

Code	⟷ mm	Overhang mm	No of contacts
11.000.27	56x64x31	6	2

Watertight LED surface light

IP66

High-efficiency SMD-HD LED light source. Version with radiated base through soft silicone seal, **ideal for boom, roll bar inflatables** etc. For pipes with a maximum diameter of 40 mm.

Code	Finishing	V	W	Switch	lumen	Lux at 50 cm	K	LED beam angle	No of LEDs	⟷ mm	LED
13.192.20	☐ white	12	3	Yes	450	342	4000	50°	10 SMD-HD	320x40x15 h	10 SMD-HD

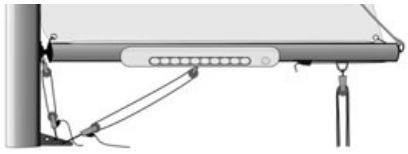







Battery-powered Bimini top light

OSCULATI

MAGNETIC **WITH BATTERY**

LED strip light with magnetic clip.
With the new magnetic fastening system, the strip light can be mounted in any position of the Bimini top. The clip is small and can be left on the Bimini top even when it's folded. The LED light is fitted with a long-duration battery (up to 12 hours), a light intensity control, a battery level indicator and a motion sensor for temporary switching on.
The LED light has a battery with a duration up to 12 hours, a control to adjust the light intensity, a battery level indicator, and a motion sensor for temporary activation.
Rechargeable with USB cable. Protection grade IP20

Code	V	W	lumen	K	LED	No of LEDs	Battery
13.195.12	5	2	150	6000	☐ white	60	1300 mAh

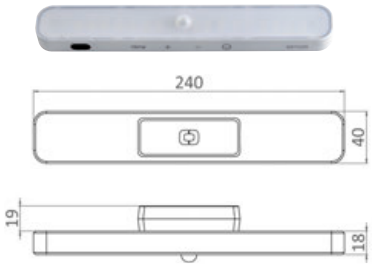

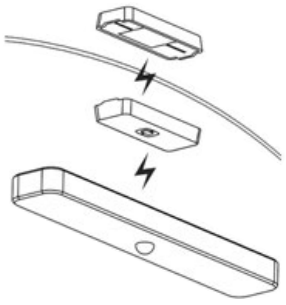

BIMINI compact overhead LED light

OSCULATI

IP65/67 **LED**

Made of polished stainless steel, technopolymer glass. Recessless mounting.

Code	Bottom	V	W	Switch	Lux	IP	K	LED beam angle	No of LEDs	⟷ mm
13.525.01	flat	12/24	1.8	no	220	67	3000	25°	8 HD	102x33x11 (h)
13.525.02	flat	12/24	1.8	Yes	220	65	3000	25°	8 HD	102x33x11 (h)
13.525.04	Soft curved bottom for mounting on 35/50-mm Ø A-frame tubes	12/24	1.8	Yes	220	65	3000	25°	8 HD	104x35x15 (h)

Portable and fixed deep spot lights

Portable light madeof chromed zamak

Fitted with extension cable and terminal lighter plug. Bulb Ø 116.

Code	V	Range m	⟷ mm	Bulb included
13.246.00	12	500	225x120x70	50 W "H3"

Portable light, adjustable

OSCULATI

Waterproof adjustable portable light, made of 100% **black neoprene** and fitted with optic unit with **quartz halogen** light (H3 screw). It comes with extension cord, watertight switch and terminal plug.

Code	Handle	V	W	Range m	Reflector Ø	⟷ mm
13.109.40	Anatomically designed	12	55	500	4"	160x148x118

OSCULATI

◢ 13.016.00

◢ 13.017.01; 13.018.00/01

Utility Rubber Spot light, 100% shatterproof and watertight

Equipped with waterproof "G.E" bulb, complete with extendable cord, length 2.5 m, plug and waterproof socket. With **stainless steel AISI 316** bracket for wall installation.

Code	Version	Beam type	V	W	Range m	Bulb Ø mm	Spare bulb
13.016.00	Halogen	SPOT	12	30	400	110	**14.249.01**
13.017.01	Halogen	SPOT	24	100	800	150	**14.249.04**
13.018.00	Halogen	SPOT+FLOOD	12	100+100	150/600	150	**13.116.00**
13.018.01	LED	SPOT+FLOOD	12/24	24	10/600	150	**13.241.03**

OSCULATI

Depth spotlight Night Eye and Night Eye LED with mounting base.

Features:
- **ABS** with **anodized aluminium** bracket and **stainless steel** base.
- WAGNER optical bulb.
- Full 360° rotation and elevation joint, frictioning.
- Detachable light with 2-m extention cable.
- Special watertight switch, fitted with rubber cover, integrated into the rear dome.
- Equipped with watertight plug for recess or flat mounting.

Features:
- Weather resistant.
- Vacuum-sealed optic bulb, humidity- and salt-resistant.
- Great power.
- Light weight, low cost.

Code	Version	Beam type	V	W	lumen	Beam		Mounting base Ø mm	Beam dimensions		Spare bulb
						FLOOD m	SPOT m		H mm	Ø mm	
13.240.00	Halogen	SPOT - FLOOD	12	100+100	-	100	400	65	250	215	**13.116.00**
13.240.01	Halogen	SPOT - FLOOD	24	100+100	-	100	400	65	250	215	**13.116.01**
13.241.01	LED	SPOT - FLOOD	12/24	24+24	2000+2000	100	600	65	250	215	**13.241.03**

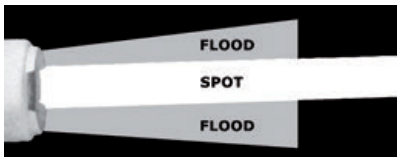

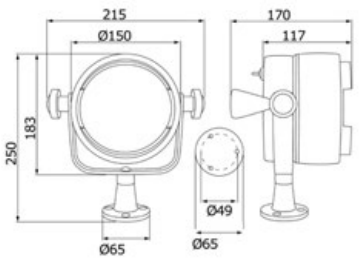

Night Eye and Night Eye LED high-beam light with pulpit coupling

OSCULATI

Features:
- **ABS** with **anodized aluminium** bracket and **stainless steel** base.
- WAGNER optical bulb.
- Full 360° rotation and elevation joint, frictioning.
- Detachable light with 2-m extention cable.
- Watertight switch, fitted with rubber cover, integrated into the rear dome.
- Equipped with watertight plug for recess or flat mounting.

Features:
- Weather resistant.
- Vacuum-sealed optic bulb, humidity- and salt-resistant.
- Great power.
- Light weight, low cost.

Code	Version	Beam type	V	W	lumen	Beam		For pipes mm	Beam dimensions		Spare bulb
						FLOOD m	SPOT m		H mm	Ø mm	
13.239.00	Halogen	SPOT- FLOOD	12	100+100	-	100	400	22/25	250	215	13.116.00 (12 V)
13.241.02	LED	SPOT- FLOOD	12/24	24	2600	100	600	22/25	250	215	13.241.03

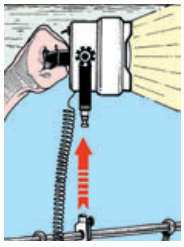

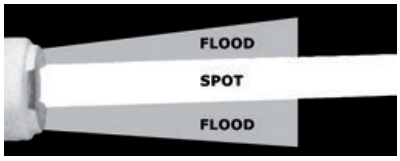

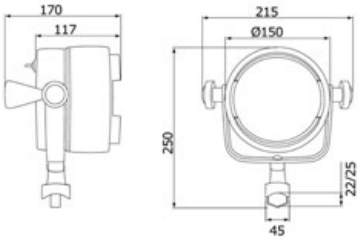

Fixing support for lights

Made of stainless steel and aluminium. The light can be removed thanks to the fixing system with plastic-grip knob.

Code	Type	Suitable for lights	Spare base for
13.239.80	For hose 22/25 Ø mm	**13.321.01; 13.321.03; 13.321.04; 13.321.05**	**13.239.00**
13.240.80	flat mounting	**13.321.01; 13.321.03; 13.321.04; 13.321.05**	**13.240.00**

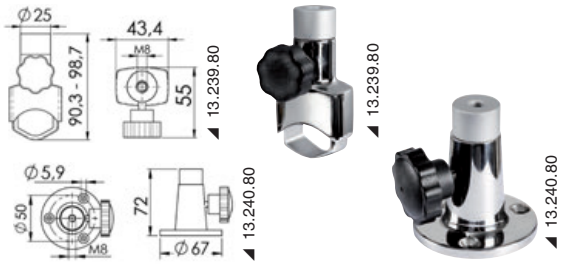

Moonlight LED high-beam light

OSCULATI

LED

Adjustable LED high-beam light with mirror-polished stainless steel swivelling handle and joint.

Features:
- Adjustable in height and 360° rotation.
- White PMA base plate for flat mounting.
- two knobs adjust the joint and lock it to the base plate.
- watertight ON-OFF switch;
- spiral cord extensible up to 2 m and fitted with lighter plug.

Code	Body	V	W	lumen	K	LED beam angle	No of LEDs	⟷ mm
13.210.00	White ABS + SS inox	12/24	36	3000	6000	50°	12	148x254x122

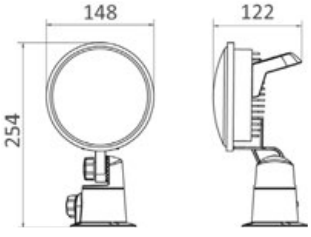

Night Eye Manual light

With **waterproof** halogen BLUE EYE bulb of 5"3/4 inches, original STANLEY with **double filament** and maximum range of 600 m. Produces short wide beam or deep narrow cone light. Operated via handle under deck or under Roll-bar, with rotation of 330° and up-down ±28°. Applicable on thicknesses from 5 mm to 25 mm. For replacement bulbs see articles: 13.230.12/13.

Code	Body	V	W	Height mm	Length mm	Ø mm	Base Ø mm
13.005.12	White ABS	12	100+100	220	220	160	120
13.005.24	White ABS	24	80+60	220	220	160	120

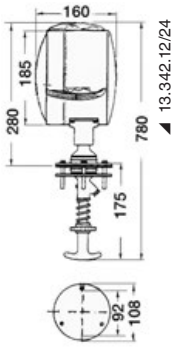

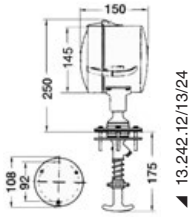

DHR high-beam light adjustable from inside

Made of **chromed brass and stainless steel**, watertight, adjustable nylon ball joint, frictioning, very small and convenient control handle; supplied with watertight bulbs "GE."

Code	V	Range m	Ø mm	Spare bulb
13.242.12	12	800	145	**13.116.00**
13.242.13*	12/24	100/400	145	**13.241.03**
13.242.24	24	800	145	**14.249.04**
13.342.12	12	1200	185	**14.249.05**
13.342.24	24	1200	185	**14.249.06**

* *With LED bulb 12/24 V dual beam SPOT + FLOOD watt 24+24*

6" dual filament bulb

Code	Voltage	For
13.116.00	12	**13.240.00; 13.239.00**
13.116.01	24	**13.240.01**

Spare bulb for Night Eye electrically-operated light

Code	For headlight
13.230.12	**13.230.00**

Electric spotlights

OSCULATI

13.227.50

13.227.49

13.225.31

13.227.51

One LED electric light complete with joystick control from the dashboard

LED **IP67**

UV-resistant Luran casing, completely watertight. Horizontal rotation 352°, vertical 50°. Dual filament LED bulb (SPOT+FLOOD) 23 W + 23 W. 3 types of optional control.
Protection against electronic interference.
Headlights can be connected to 2 types of optional controls (independent or combined) for the desired configuration:
1) Helm control with joystick. Cable included of 4.5 m. It is possible to install another joystick using the 2-port cable 13.227.51.
2) Traditional remote control with bracket for console fixing. Range up to 40 m from the lighthouse.
3) At first use, the remote control pairs with the beacon (using the instructions) and does not interfere with the electronic equipment of nearby boats; multiple remote controls can be paired with the beacon.
4) The spotlight is more responsive to commands and precise in impulse compared to the previous version.

Code	V	CD candles*	W	lumen	Range 0.25 lux*	Joystick control INCLUDED or 2nd control	OPTIONAL wireless remote control	Connection cable for second joystick 4.5m	10 m extension cable for Joystick	Spare LED bulb
13.227.01	12	133.200	23+23	1800	730	**13.227.49**	**13.227.50**	**13.227.51**	**13.225.31**	**13.225.37**
13.227.04 New	24	133.200	23+23	1800	730	**13.227.39**	**13.227.42**	**13.227.51**	**13.225.31**	-

* *To be measured at the centre of the light beam.*

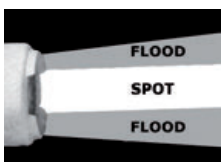

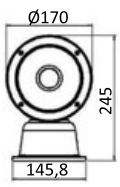

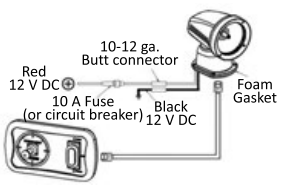

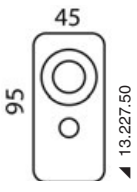

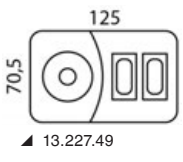

New Aldebaran LED searchlight with joystick-operated control

OSCULATI

Body: diecast aluminium coated in white high-resistance and anti-corrosion resins. 100% watertight.
2-speed 355° horizontal rotation. 50° vertical rotation. CREE high-quality LED unit. 54W consumption corresponding to a traditional 100 W bulb.
Ensures even, wide-ranging light (60°).
Protection against electronic interference.
Headlights can be connected to 2 types of optional controls (independent or combined) for the desired configuration:
1) Console-operated joystick. 4.5-m cable included. Additional joystick controls to be installed via the 2-port cable 13.227.51.
2) Traditional remote control with bracket for console fixing. Range up to 40 m from the lighthouse.

◢ 13.226.50

◢ 13.225.31

◢ 13.227.51

◢ 13.226.49

Code	V	CD candles*	W	K	lumen	No of LEDs	LED beam angle	Range 0.25 lux*	Joystick control INCLUDED or 2nd control	OPTIONAL wireless remote control	Connection cable for second joystick 4.5m	10 m extension cable for Joystick
13.226.01 New	12	132.000	54	6000	6000	18	9°	726	**13.226.49**	**13.226.50**	**13.227.51**	**13.225.31**
13.226.24	24	132.000	54	6000	6000	18	9°	726	**13.226.39**	**13.226.40**	**13.227.51**	**13.225.31**

* *To be measured at the centre of the light beam.*

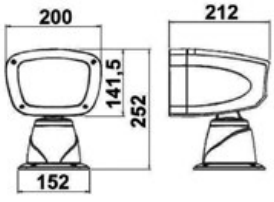

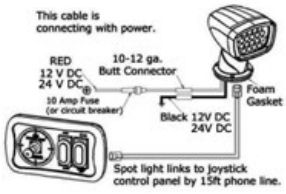

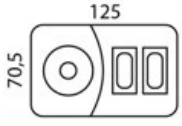

◢ 13.226.49

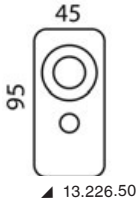

◢ 13.226.50

New Aldebaran Combo LED searchlight with console-operated joystick

OSCULATI

Body: diecast aluminium coated in white high-resistance and anti-corrosion resins. 100% watertight.
2-speed 355° horizontal rotation. 50° vertical rotation. Combo high-quality LED unit. 54W consumption corresponding to a traditional 100 W bulb.
Version with powerful central 40+40 W-LED (replaceable in case of breakage).
Dual-function device **Spot** light with concentrated (20°) and **Flood** broad light (45°).
Protection against electronic interference.
Headlights can be connected to 2 types of optional controls (independent or combined) for the desired configuration:
1) Console-operated joystick. 4.5-m cable included. Additional joystick controls to be installed via the 2-port cable 13.227.51.
2) Traditional remote control with bracket for console fixing. Range up to 40 m from the lighthouse.

◢ 13.225.50

◢ 13.228.01/02

◢ 13.225.49

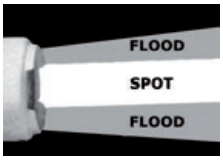

◢ 13.225.31

◢ 13.227.51

Code	V	CD candles*	W	K	lumen	Range 0.25 lux*	Joystick control INCLUDED or 2nd control	OPTIONAL wireless remote control	Connection cable for second joystick 4.5m	10 m extension cable for Joystick
13.228.01	12	200.000	40+40	6000	3000	895	**13.225.49**	**13.225.50**	**13.227.51**	**13.225.31**
13.228.02	24	200.000	40+40	6000	3000	895	**13.225.49**	**13.225.50**	**13.227.51**	**13.225.31**

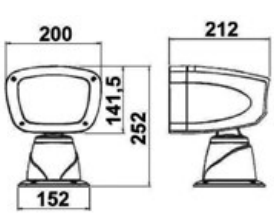

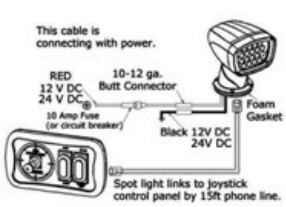

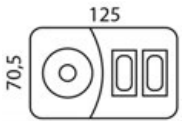

◢ 13.225.49

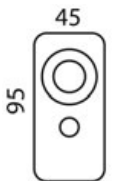

◢ 13.225.50

OSCULATI

New

Classic electric spotlight with console-operated joystick

◢ 13.226.50

◢ 13.225.50

◢ 13.225.49; 13.226.49

Body: diecast aluminium coated in white high-resistance anti-corrosion resins. Totally watertight.
2-speed 355° horizontal rotation. 50° vertical rotation.
Version A: 100W+90W double filament halogen bulb (spot + flood).
Version B: ultra-powerful HID Xenon gas discharge bulb (35W HID).
Protection against electronic interference.
Headlights can be connected to 2 types of optional controls (independent or combined) for the desired configuration:
1) Console-operated joystick. 4.5-m cable included. Additional joystick controls to be installed via the 2-port cable 13.227.51.
2) Traditional remote control with bracket for console fixing. Range up to 40 m from the lighthouse.

◢ 13.225.31

◢ 13.227.51

Code	V	CD candles*	W	lumen	Range 0.25 lux*	Joystick control INCLUDED or 2nd control	OPTIONAL wireless remote control	Connection cable for second joystick 4.5m	10-m extension cable for OPTIONAL Joystick	Spare bulb
13.225.01	12	180.000	100+90	2500	849	**13.225.49**	**13.225.50**	**13.227.51**	**13.225.31**	**13.225.35**
13.225.02	24	180.000	100+90	2500	849	**13.225.49**	**13.225.50**	**13.227.51**	**13.225.31**	**13.225.36**
13.224.01	12	315.000	35	3200	1122	**13.226.49**	**13.226.50**	**13.227.51**	**13.225.31**	**13.224.32**
13.224.02	24	315.000	35	3200	1122	**13.226.49**	**13.226.50**	**13.227.51**	**13.225.31**	**13.224.32**

* *To be measured at the centre of the light beam.*

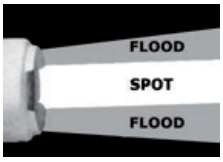

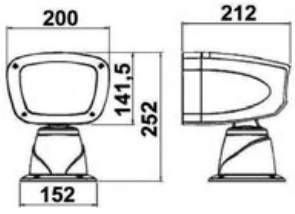

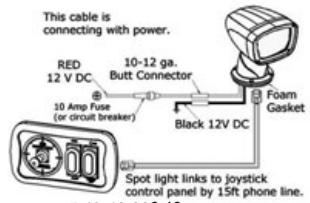

◢ 13.225.49; 13.226.49

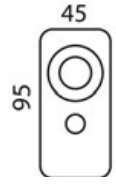

◢ 13.225.50; 13.226.50

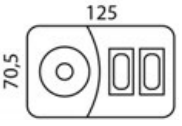

◢ 13.225.49; 13.226.49

OSCULATI

New

Classic electric SS spotlight with console-operated joystick

IP67

◢ 13.225.50

◢ 13.225.49

Mirror-polished stainless steel body. 100% watertight. 350° horizontal and 55° vertical rotation. Two speeds. 100W + 90W H4 halogen double-filament bulb (spot + flood).
Protection against electronic interference.
Headlights can be connected to 2 types of optional controls (independent or combined) for the desired configuration:
1) Console-operated joystick. 4.5-m cable included. Additional joystick controls to be installed via the 2-port cable 13.227.51.
2) Traditional remote control with bracket for console fixing. Range up to 40 m from the lighthouse.

◢ 13.225.31

◢ 13.227.51

Code	V	CD candles*	W	Range 0.25 lux*	Joystick control INCLUDED or 2nd control	OPTIONAL wireless remote control	Connection cable for second joystick 4.5m	10-m extension cable for OPTIONAL Joystick	Spare bulb
13.229.01	12	135.000	100/90	775	**13.225.49**	**13.225.50**	**13.227.51**	**13.225.31**	**13.225.35**
13.229.02	24	135.000	100/90	775	**13.225.49**	**13.225.50**	**13.227.51**	**13.225.31**	**13.225.36**

* *To be measured at the centre of the light beam.*

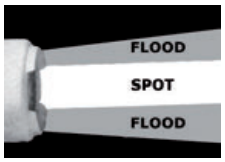

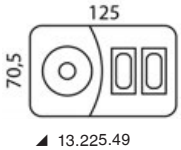

◢ 13.225.49

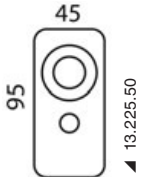

◢ 13.225.50

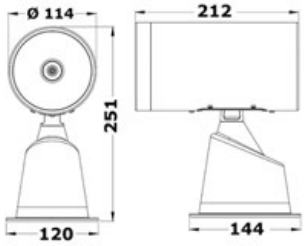

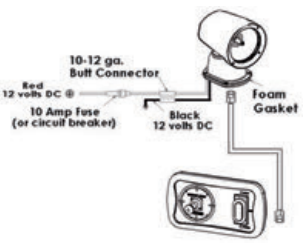

Electrical deep beam lights

Night Eye Evo electrically-operated light

IP64

UV-resistant ABS case. 355° left /right and 70° up/down rotation.
Fitted with **multifunction control panel**.
- Halogen version: single station control, second station comes as an option.
- LED version: double station control.
With BLUE EYE 5"3/4 watertight double filament halogen bulb or with watertight double filament bifocal LED bulb.

◢ 13.234.00

Code	Version	V	W	lumen	Beam		⟷ mm	Spare bulb	(Spare) control panel		4-m pre-wired extension cable	OPTIONAL wireless radio remote control *
					FLOOD m	SPOT m			single station	double station		
13.240.12	Halogen	12	100+100	-	100	250	230x185x210	**13.230.14**	**13.231.12**	**13.231.30**	**13.230.05**	**13.234.00**
13.240.24	Halogen	24	100+100	-	100	250	230x185x210	**13.230.15**	**13.231.24**	**13.231.31**	**13.230.05**	**13.234.00**
13.241.12	LED	12	27	2600	100	320	230x185x210	**13.233.00**	-	**13.231.30**	**13.230.05**	**13.234.00**
13.241.24	LED	24	27	2600	100	320	230x185x210	**13.233.00**	-	**13.231.31**	**13.230.05**	**13.234.00**

* *Halogen version: wireless function available when connecting the remote control directly to the light.*

Night Eye Electric Two electrically-operated light

IP64

Equipped with **two watertight** "Sealed Beam" bulbs Ø 127 mm each with halogen lamps, power 2 x 55 W. Rotation 380°, up and down 70°.
UV-resistant white Luran casing. Complete with multi-functional waterproof panel.
Measurements: height 205 mm, depth 220 mm, front 270x135 mm, base Ø 120 mm.
It comes with a 4-m prewired cable that connects the light to the control panel.

Code	V	A	CD candles*	Range at 1 lux	Spare panel	Second station panel	4-m pre-wired extension cable	Spare bulb
13.232.00	12	9	200000	262 m	**13.231.12**	**13.231.30**	**13.230.05**	**13.232.02**

MEGA electrically operated light with Sealed Beam 7" watertight bulb

IP64

They produce broad floodlight and deep spotlight.
Multifunction control panel.
White ABS casing, UV resistant, 380° rotation; high/low 70° with dual filament (178 mm).

Code	V	Body	Rotation	Height mm	Depth mm	Second station panel	Replacement base panel	Spare bulb	4-m pre-wired extension cable
13.236.24	24	White UV-resistant ABS	380° high and low 70°	320	240	**13.231.31**	**13.231.24**	**13.236.10**	**13.230.05**

Mega-Xenon electrically operated light with XENON light source

XENON

IP64

This high-end automotive technology is transferred to the nautical field.
The result is a lighthouse with an incredibly white and powerful beam of light.
UV-resistant white ABS casing.
Xenon light source 55 W.
Complete with multi-function sealing panel.

◢ 13.237.12/24

Code	Rotation	Traverse	V	Height mm	Depth mm	Ø mm	Second station panel	Replacement base panel	Spare optical system
13.237.01	380°	70°	12	320	240	210	**13.237.30**	**13.237.12**	**13.237.09**
13.237.02	380°	70°	24	320	240	210	**13.237.31**	**13.237.24**	**13.237.10**

SANSHIN swivelling light with electric control

IP56

Fitted with two 55W **halogen** bulbs. **Light** alloy] **white** body, remote control, clamp flasher and lantern variable rotation speed. Max capacity 1200m, dimensions 200x232mm.

Code	V	Current draw A	CD candles*	Spare bulb	Second station panels	Spare panels	kg
13.343.12	12	10	200.000	**13.343.01**	**13.344.12**	**13.343.22**	6
13.343.24	24	6	160.000	**13.343.02**	**13.344.24**	**13.343.34**	6

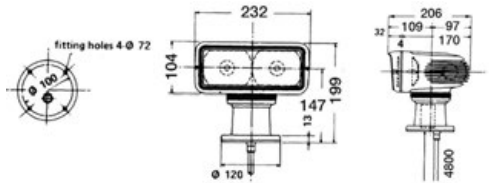

GUEST remote-controlled light

With "Sealed Beam" bulb **waterproof dual light**: short and wide or deep with narrow beam.
450° horizontal rotation and 70° vertical rotation.
Complete with control panel.
Base in stainless steel 316 and head in stainless steel 304.

Code	Model	V	Spark plugs	Base mm	⟷ mm	Spare bulb
13.346.12	5	12	72.000/30.000	140x89	241h x 115Ø x 177 depth	**13.346.13**

Spot light for cockpits, decks and cross-tree

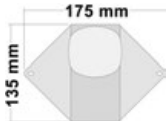

UTILITY navigation light and deck light for hulls up to 12 m

225° navigation light Art. 11.415.03 compliant with **IMCO and RINA** standards. Paired with special 35 W 12 V **halogen spotlight with dichroic front glass** (replacement bulb 13.258.57).
Made entirely of black polycarbonate, perfectly watertight.
Special flexible system of side straps allowing use on masts of **any size**.
Mount the RINA **approved** light 11.415.03 (replacement bulb 14.300.00).

Code	Version	Body	V	W	W equivalent	⟷ mm	Spare bulb
13.243.86	Halogen dicroic spot light	Black polycarbonate	12	35	-	175x135	**14.258.57** 12 V
13.243.87	HD LED	Black polycarbonate	12	4	48	175x135	**14.258.56** LED

◢ 13.243.88

◢ 13.243.89

Navigation and deck LED light for boat up to 20 m

LED | NMMA CERTIFIED | CE

225° LED navigation lights 11.060.03 + deck LED light. Technopolymer body with flexible wings that match any kind of mast.
Certificates EN60945 - COLREG 1972 + USCG + ABYC A-16.

Code	Light	Deck light	Body	V
13.243.88	**11.060.03**	4x1W HD LEDs	Black technopolymer	9-33
13.243.89	**11.060.03**	4x1W HD LEDs	White technopolymer	9-33

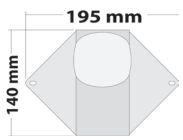

Deck light for mast

Fitted with flexible flaps adaptable to any type of mast. Halogen bulb included.

Code	Body	V	W	Spare halogen lamp		⟷ mm
				12 V	24 V	
13.343.87	White nylon	12	20	14.453.01	14.100.24	130x72x65

Crosstree light made of stainless stee, fixed model

Stainless steel body fitted with watertight GE halogen bulb.

◢ 13.243.93

◢ 13.243.90/91

Code	Base	V	⟷ mm		Spare bulb	
			G.E. watertight bulb Ø	Base	12V	24V
13.243.90	Fixed	12	110	Fixed	**14.249.07; 14.249.11**	-
13.243.91	Fixed	24	110	Fixed	-	**14.249.08**
13.243.93	Articulated	24	110	Articulated	-	**14.249.08**

Sealed Beam watertight light with watertight halogen optic bulb

Ideal as mooring light or to be uses on the roll-bar of dinghies.

Code	Body	Articulated bracket in	V	W	⟷ mm
13.309.04	ABS white	Stainless steel	12	55	152x92x92
13.309.05	ABS white	Stainless steel	12	55	177x121x99

Roll-bar light, high-power vertically adjustable mode

Fitted with dual filament **watertight Sealed Beam**.

Code	Body	V	lumen	LED beam angle	Depth light + wide beam light	⟷ mm	
						Overall dimensions	Base
13.310.12	ABS white	12	287	60°	65 + 45 W	180x110x125 h	140x46

Free-standing adjustable LED light

Stainless steel articulated base with full rotation on both axes.

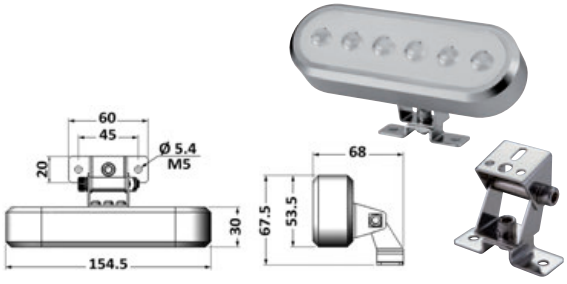

Code	Body	V	lumen	K	LED beam angle	No of LEDs	LED colour	⟷ mm
13.270.61	Polished anodized aluminum	12/24	1400	6000	60°	6x3 W	white	154x53

LED light with adjustable support

LED **IP68** **AISI 317L**

Adjustable UV-resistant ASA support for flat, vertical or incluned mounting.

◢ 13.270.52

◢ 13.270.54

◢ 13.270.56

Support + spotlight	Support, only	Spotlight, only	W	lumen	K	LED beam angle	No of LEDs	LED colour	⟷ base mm
13.270.52	**13.270.52**	**13.270.52**	16	500	6000	10°	2	white	120x40
13.270.54	**13.270.54**	**13.270.54**	12	1000	6000	10°	4	white	120x40
13.270.56	**13.270.56**	**13.270.56**	18	1500	6000	10°	6	white	120x40

LED spotlight for gangplanks, upper sterns and fly bridges.

IP67

Anodized aluminium body coated in white epoxy resin.
Installation with stainless steel screws and Duralac-type paste.
Coverage area over 30 square meters.

Labcraft
DESIGN LED LIGHTING

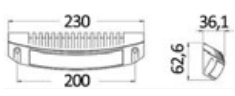

Code	V	W	lumen	K	LED beam angle	No of LEDs	LED colour	⟷ mm
13.269.01	12/24	12.5	>1560	5700-6500	30°	5	white	230x63x36

OSCULATI

Adjustable 6x3W HD LED light for A-frame

IP67

Black coated aluminium body, stainless steel bracket.

Code	V	W	K	Beam type	HD LED	mm	OPTIONAL base plate	
							flat mounting	22/25-mm Ø pulpit
13.321.01	10/30	18	6000	SPOT	6x3 W	Ø 115x64	13.240.80	13.239.80

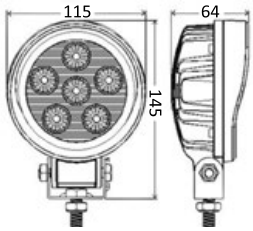

OSCULATI

Adjustable 8x3W HD LED light for A-frame

IP67

White coated aluminium body, stainless steel bracket.
Genuine BRIDGELUX (USA) LEDs.

Code	V	W	K	Beam type	HD LED	mm	OPTIONAL base plate	
							flat mounting	22/25-mm Ø pulpit
13.321.03	10/30	24	6000	SPOT	8x3 W	140x96x60	13.240.80	13.239.80

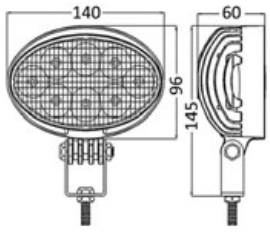

OSCULATI

Adjustable 8x5W HD LED light for A-frame

IP67

White coated aluminium body, polished stainless steel bracket.
Genuine BRIDGELUX (USA) LEDs.

Code	V	W	K	Beam type	HD LED	mm	OPTIONAL base plate	
							flat mounting	22/25-mm Ø pulpit
13.321.04	10/30	40	6000	SPOT	8x5 W	140x96x60	13.240.80	13.239.80

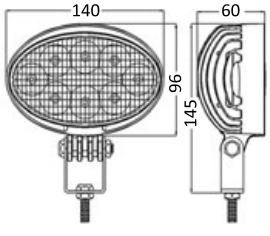

OSCULATI

Adjustable 5x10W HD LED light for A-frame

IP67

White coated aluminium body, polished stainless steel bracket.
Genuine CREE (USA) LEDs.

Code	V	W	K	Beam type	HD LED	mm	OPTIONAL base plate	
							flat mounting	22/25-mm Ø pulpit
13.321.05	10/30	50	6000	SPOT	5x10 W	109x116x75	13.240.80	13.239.80

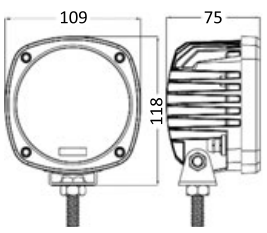

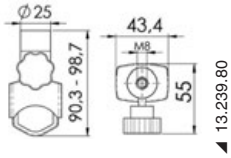

Fixing support for lights

Made of stainless steel and aluminium. The light can be removed thanks to the fixing system with plastic-grip knob.

Code	Type	Suitable for lights	Spare base for
13.239.80	For hose 22/25 Ø mm	13.321.01; 13.321.03; 13.321.04; 13.321.05	13.239.00
13.240.80	flat mounting	13.321.01; 13.321.03; 13.321.04; 13.321.05	13.240.00

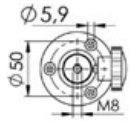

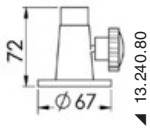

Lights for topsides, gangplanks and below the waterline

Pair of LED docking lights

IP65 | LED | AISI 316

Mooring lights with 2 options: bow light with 20° angle, HD LED 2.8 W and side light with 85° angle, 1.2 W. Both lights are controllable separately. No recess required. Body in polished AISI 316 stainless steel.

Code	Description	V	LED	K	lumen	LED beam angle	⟷ mm
13.653.00	Docking lights	12	320+80 mA	6000	280/125	20° + 85°	90.8x66.2x20

Compact fairing light pair with LED bulb

OSCULATI

AISI 316

Manufactured in mirror-polished AISI 316 stainless steel.
Front protection lens.

Code	LED included	Spare LED	Cone
13.254.13	12 V 4 W	14.258.56	45° FMW

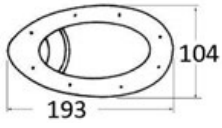

Fairing light pair, built-in model fitted with Sealed Beam 4" watertight bulb.

OSCULATI

AISI 316

Made of **mirror polished AISI 316 stainless steel**.

Code	Cone	Bulb included	Spare bulb
13.258.12	70°x30°	12 V - 50 W x 2	14.249.11
13.258.24	40°x5°	24 V - 50 W x 2	14.249.08

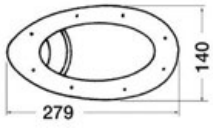

Transom light made by white ABS, 100% watertight

OSCULATI

Fitted with Sealed Beam bulb 14.249.07/08. To be mounted under the platform to illuminate the water surface; supplied with 1.20 m power cable.

Code	Version	Type	Base Ø mm	Overhang mm
13.256.12	sloped	12 V - 35 W	170	90
13.256.24	sloped	24 V - 50 W	170	90

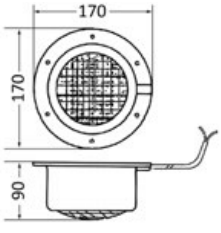

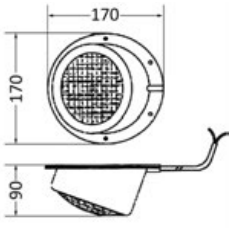

OSCULATI

Underwater LED light for ladders

13.265.01

13.266.01

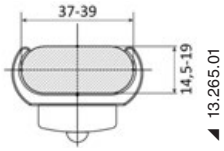

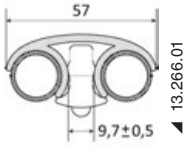

PATENT

Little interlocking light for telescopic ladders. Automatic switching when getting in touch with water. 100-h life sealed battery. Sold in 2-pc display package.
Available for both Standard step ladders (38 mm) and for Extra-large step ladders (57 mm and up).
Pressure mounting on the highest step, they take no room at all.

Code	Version	Light colour	Life h	Package pcs
13.265.01	Light for Standard 38-mm step ladder	blue	100	2
13.266.01	Light for Extra-large 57-mm double step ladder	blue	100	2

Underwater LED light


13.640.01


13.640.02


13.640.03

IP68

Mirror-polished AISI 316 stainless steel housing.
Attention: Due to the high temperature generated during operation, it cannot be used outside of water.

Code	V	W	No of LEDs	K	lumen	LED beam angle	LED colour
13.640.01	10/30	3.6	27	5700	343	108°	white
13.640.02	10/30	3.6	27	5700	74	108°	blue
13.640.03*	12	1.2	18	2800-3200	95/67/10/12**	120°	- RGBW

* *Press repeatedly the ON-OFF switch to select the colour of the LED light (white / green / blue / red).*
** *Lumen white 95, green 67, blue 10, red 12*

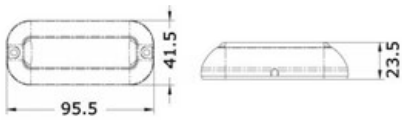

OSCULATI

Underwater LED light for hull/transom

13.276.10/12

13.276.01/02

IPX8

Underwater installation, only. Made of technopolymer and fitted with high-efficiency LED. A single 13-mm Ø bore is needed for through deck power cable.

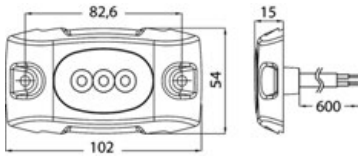

Code	Finishing	V	W	No of LEDs	K	lumen	LED beam angle	LED colour	⟷ mm
13.276.01	Technopolymer	12/24	10	3	5700	998	30°	white	102x54x15
13.276.02	Technopolymer	12/24	10	3	-	142	30°	blue	102x54x15
13.276.10	Technopolymer + polished AISI316 SS body	12/24	10	3	5700	998	30°	white	102x54x15
13.276.12	Technopolymer + polished AISI316 SS body	12/24	10	3	-	142	30°	blue	102x54x15

New — Round LED underwater light for hull/stern mirror 14W

OSCULATI

IP68 CE

Installation **only submerged in water**. Made from technopolymer and equipped with high-efficiency LEDs. Protection grade **IP68** and certification according to standard **EN60945**.

Code	V	W	No of LEDs	K	lumen	LED colour	⟷ mm
13.276.05	12/24	14/16	6	5700	1050	white	134x31
13.276.06	12/24	14/16	6	-	-	blue	134x31



13.276.06

13.276.05

Underwater LED light for gangplanks / upper stern / bottom

OSCULATI

Manufactured in mirror-polished AISI 316 stainless steel, it is equipped with **high power LED**. Can be installed **above** or **below** water as it is completely watertight.

Code	V	K	lumen	LED beam angle	LED	LED colour
13.272.00	12/24	6000	600	25°	2x5 W	white
13.272.01	12/24	-	90	25°	2x5 W	blue
13.272.02*	12/24	-	600/90/90/90	25°	4 W	- RGBW

* *Press the ON-OFF button repeatedly to select the LED colour LED (white - blue - red - green)*

RGBW

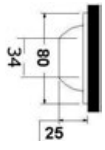

Underwater LED light for gangplanks, upper sterns and bottoms

OSCULATI

IP68 AISI 317L

Polished AISI 317L stainless steel body, complete with CREE LED.
Can be installed both **above** and **below** the water.

Code	V	lumen	K	Lux at 1 m	LED beam angle	LED	LED colour	⟷ A mm	B mm	C mm	D mm
13.280.96	12/24	500	6000	6700	25°	2x3 W	white	107	92	50	25
13.280.98	12/24	150	-	6700	25°	2x3 W	blue	107	92	50	25
13.281.00	12/24	1000	6000	13400	25°	4x3 W	white	152	137	50	25
13.281.01	12/24	400	-	13400	25°	4x3 W	blue	152	137	50	25
13.281.02	12/24	400	-	13400	25°	4x3 W	RGBW	152	137	50	25
13.281.05	12/24	1500	6000	20000	25°	6x3 W	white	195	180	50	25
13.281.06	12/24	450	-	20000	25°	6x3 W	blue	195	180	50	25

RGBW

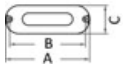

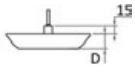

13.280.98

13.281.00

13.281.01-02

13.281.06

Underwater LED light for gangplanks, transoms and hulls

Black anodized light alloy body. 12/24V power.
Version A: Cylindrical Ø 32 mm. Rear thread 1/2" NPT.
It is used in combination with the stainless steel cap 18.542.00 into which the light is screwed.
Version B: To be screwed with included remote control (up to 15 m).
3 modules with the ability to program colors, sequence, strobe effect, flash, etc.
1.5-m cord included.

Code	Version	V	W	lumen	LED colour
13.639.01	A	12/24	10	1000	white
13.639.02	A	12/24	10	220	blue
13.639.05	B	12/24	12+12+13	300+420+135	- RGBW*

* *Switch Red+Green+Blue lights on at the same time to get white light*

13.639.01/2

13.639.05

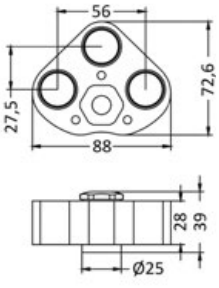

13.639.05

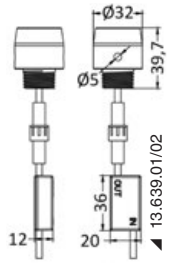

13.639.01/02

13.273.20/21/22

13.273.30/31/32

13.273.40/41/42

13.273.22

Application

Electrical diagram

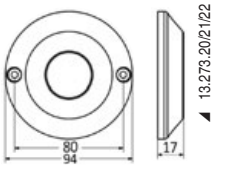

13.273.20/21/22

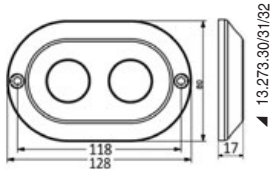

13.273.30/31/32

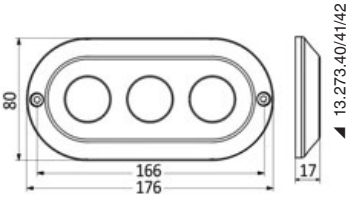

13.273.40/41/42

New LED underwater lights for swim platforms, transoms and hulls

IP68 **SOLID S.S. HOUSING**

Housing made of solid AISI 316 stainless steel, CNC machined. High-performance latest generation LEDs, scratch-resistant borosilicate glass.
Screw mounting, recessless, white or blue single color version with integrated driver 12/24 V.
They can be installed in series.

Code	V	No of LEDs	Output power in Watts	K	lumen	LED colour	⟷ mm
13.273.20	12/24	12x5 W	49.3	6000	2951	white	94x17
13.273.21	12/24	12x5 W	49.3	-	720	blue	94x17
13.273.22	12/24	12x5 W	49.3	-	725/2867	RGBW	94x17
13.273.30	12/24	24x5 W	85.1	6000	5902	white	127x82.17
13.273.31	12/24	24x5 W	85.1	-	1440	blue	127x82.17
13.273.32	12/24	24x5 W	85.1	-	1459/5834	RGBW	127x82.17
13.273.40	12/24	36x5 W	129.6	6000	8853	white	175x82x17
13.273.41	12/24	36x5 W	129.6	-	2160	blue	175x82x17
13.273.42	12/24	36x5 W	129.6	-	2197/8796	RGBW	175x82x17

A) Models with fixed white or blue light (excluding RGBW)
Ignition through ON-OFF switch

B) RGBW Models (red/green/blue/white light)
Ignition through 4 ON-OFF switches for each color or through controller **13.237.50** via smartphone bluetooth.
The controller **13.237.50** allows:
- selecting and mixing the four basic colors (red/green/blue/white);
- adjusting light intensity;
- timing the light following the onboard music via Bluetooth.

The controller has 4 output cables for 4 colors. White is obtained also by mixing red, green and blue. In doing so the cable dedicated to the white color can be used to insert into the controller cockpit courtesy lights or other LED lights (up to a maximum of 120 W) that can be controlled, adjusted, timed, etc., via Bluetooth with a smartphone.
The controller supports up to 360 W at 12 V. If the total installed power exceeds 360 W, the system must be supplemented with an amplifier **13.273.55** for any extra 360 W.
In case of a 24V power supply system, a 24V to 12V voltage reducer (see **Victron** or similar) shall be installed upstream (for RGBW lights only) (in case of AC 220/110V - 12V systems) equal at least to the installed power. Multiple voltage reducers coupled to the light groups are also suitable (see electrical diagram).

New RGBW Controller for 13.273.XX

RGBW Controller 12/24 V, max capacity 360 Watts at 12 V and 720 Watts at 24 V.
The controller **13.237.50** allows selecting and mixing the three basic colors red/green/blue, achieving various shades and additionally the **white color**, it also enables the light to rhythm with the onboard music via bluetooth.

Code	V
13.237.50	12/24

New Amplifier for 13.273.XX

Code **13.237.55**

Amplifier to pair with lights if installed power exceeds 384 Watts at 12 V / 768 Watts at 24 V.

New Underwater lights for swim platforms, transoms and hulls

IP68 **SOLID S.S. HOUSING**

Stainless steel AISI 316 casing, machined from solid with CNC.
High-performance latest generation LEDs.
Scratch-resistant borosilicate diffuser, integrated driver for 12/24 V operation. Screw mounting, recessless.
Can be installed in series, operated by ON/OFF switch.

Code	V	No of LEDs	lumen	LED colour	⟷ mm
13.273.01*	12/24	48x3 W	3363 (white) / 599 (blue)	White+Blue	93 x 18
13.273.02**	12/24	48x3 W	636 (red) / 521 (green) / 472 (blue) / 451 (white)	RGBW	93 x 18

◢ 13.273.02

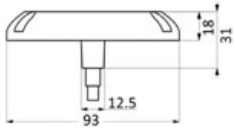

* *13.273.01 selectable: 1) Alternating white or blue light; 2) Steady white or blue light; 3) Flashing white or blue light*

** *13.237.02 Selectable RGBW: 1) 4 alternating colors automatically in cycles adjustable from 15 seconds to 3 minutes with the option to lock a color; 2) 4 fixed colors to choose from; 3) 4 flashing colors to choose from.*

New Underwater LED Light Eye

IP68

Stainless steel AISI 316 casing.
Scratch-resistant borosilicate glass, integrated driver for 12/24 V operation.
Can also operate outside of water; no recess required.

Code	V	No of LEDs	K	lumen	LED colour	⟷ mm
13.273.60	12/24	3x3 W	6000	510	white	80 x 25
13.273.61	12/24	3x3 W	-	160	blue	80 x 25

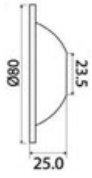

Underwater light with stud for hull / transom / platform

OSCULATI

IP68

Manufactured from mirror-polished AISI 316 stainless steel, equipped with 6 high-power LEDs and a parabolic system to increase brightness.
Can only operate submerged in water.

Code	Version	V	A	K	Lux at 1 m	lu-men	LED beam angle	LED	LED colour	Ø mm
13.294.00	With stud	12/24	1.5	6000	26000	1500	15°	6x3 W	white	114
13.295.00	With stud	12/24	1.5	-	-	400	15°	6x3 W	blue	114
13.298.00	With stud	12/24	3.0	6000	45000	3000	25°	12x3 W	white	140
13.299.00	With stud	12/24	2.8	-	45000	800	25°	12x3 W	blue	140
13.300.00 New	With stud	12/24	5	6000	60000	7200	25°	18x3 W	white	140
13.300.10 New	With stud	12/24	5	-	-	1350	25°	18x3 W	blue	140

◢ 13.294.00; 13.295.00

◢ 13.298.00; 13.299.00

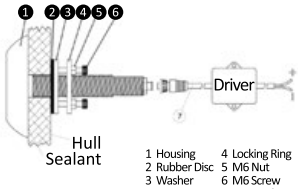

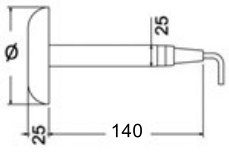

OSCULATI

◢ 13.294.01/02; 13.295.01

◢ 13.298.01/02; 13.299.01

◢ 13.300.01/02

RGBW

Underwater light with screws for hull / transom / platform

IP68

Manufactured in mirror-polished AISI 316 stainless steel, equipped with high-power LEDs and a parabolic system to increase brightness.
Can only operate submerged in water.

Code	Version	V	A	K	Lux at 1 m	lu-men	LED beam angle	LED	LED colour	Ø mm
13.294.01	With screws	12/24	1.5	6000	26000	1500	15°	6x3 W	white	114
13.294.02	With screws	12/24	1.5	6000	26000	-	15°	6x3 W	RGBW	114
13.295.01	With screws	12/24	1.5	-	-	400	15°	6x3 W	blue	114
13.298.01	With screws	12/24	3.0	6000	52000	3000	15°	12x3 W	white	140
13.298.02	With screws	12/24	3.0	6000	52000	-	15°	12x3 W	- RGBW	140
13.299.01	With screws	12/24	1.5	-	60000	800	15°	12x3 W	blue	140
13.300.01 New	With screws	12/24	5	6000	60000	7200	25°	18x3 W	white	140
13.300.02 New	With screws	12/24	5	-	-	1350	25°	18x3 W	blue	140

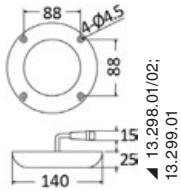

◢ 13.298.01/02; 13.299.01

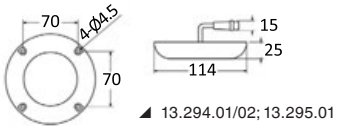

◢ 13.294.01/02; 13.295.01

Underwater Led light

Operates with a single ultra-powerful 10 W LED.
Technical data: protrusion only 5 mm; power supply: 12/24 V; LED no. 1 x 10 W; Ø hull hole 63 mm.
They can be installed both above and below the waterline.
Manufactured from reinforced technopolymer and aluminium fins.

Code	K	lumen	LED beam angle	LED	LED colour	LED life h
13.270.10	6000	900	30°	1x10 W	white	50.000
13.270.11	-	140	30°	1x10 W	blue	50.000
13.270.02	-	-	30°	1x10 W	- RGBW	50.000

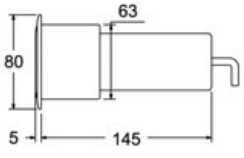





Sockets, plugs and cables

Standard power plug for IP44 connection to the dock

IP44

CE

Made in accordance with EC standards; **polycarbonate, UV ray stabilized** body, input fitted with wire sleeve and built-in cable stopper; suitable for connecting onto the dock.

Code	Version	Plug	A
14.335.01	3 wire, male	16 A	-
14.335.02	3 wire, male	32 A	-
14.336.01	3 wire, female with cover	16 A	16
14.336.02	3 wire, female with cover	32 A	-

Standard power plug for connection to the dock - IP67

IP67

CE

Made in accordance with EC standards; **polycarbonate, UV ray stabilized** body, input fitted with wire sleeve and built-in cable stopper; suitable for connecting onto the dock.
Watertight up to 1 m in water.

Code	Version	Plug
14.335.11	3 wire, male	16 A
14.335.12	3 wire, male	32 A
14.335.03	5 wire, male	63 A
14.336.11	3 wire, female with cover	16 A
14.336.12	3 wire, female with cover	32 A
14.336.03	5 wire, female	63 A

12/24 V socket/plug

IP44

With screw terminals. Cable crush protection. Standard contacts.

Code	Poles	Max A	Type
14.337.01	2	16	plug
14.337.02	2	16	Socket
14.337.03	2	16	Socket to be mounted flush with the wall

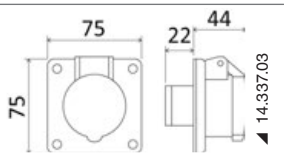

Twin socket-plug for connection to the dock power supply

Equipped with 1 plug + 2 16 A sockets. IP67 watertight.

Code	Capacity	V
14.337.16	16A	220

MENNEKES

Watertight cover for electrical connections

Made of shock-resistant plastic, it makes your electrical connections watertight. Fitted with padlock.

Code	For sockets A	⟷ mm	Padlock ring
14.340.00	16	Ø 95 x 365	Yes



Watertight quayside converter for Schuko sockets

It turns quayside sockets (16A female) into civil sockets (Schuko with 3 small or 3 big poles). Resistant to the rain, IP44 protection degree, rear cable patented closure system.

Code	Description	Capacity	V
14.338.00	Watertight quayside converter for Schuko sockets	16 A	200 - 250 V

OSCULATI

Cruiser 16A socket and plug

16A	IP67	IEC 60309-5

Marine plug and socket for 16A - 230V shore power cord.
Made of PA6, fitted with high energy efficiency contacts and IP67 cover.
Plug designed for ergonomic grip, fastened to the boat socket through a rotating bezel. IP67 watertight closure. A rubber cap ensures IP44 tightness when unplugged.
Simple and compact design for easy installation in any corner of the cockpit
In compliance with the IEC 60309-5 European safety standards.

Code		Description	Plastic color	Lid material	IP
14.416.01		Socket	white	Nylon Pa6	IP67
14.416.11	New	Socket	white	Stainless steel	IP67
14.416.21	New	Socket	Black	Stainless steel	IP67
14.416.40	New	Socket	Black	Nylon Pa6	IP67
14.416.02		plug	blue	Nylon Pa6	IP67

OSCULATI

Cruiser 32A plug and socket

32A	IP67	IEC 60309-5

Nautical socket and plug for 32A - 230V shore power cable. Made of PA6, equipped with high energy efficiency contacts and an IP67 closure cap. The plug is designed to ensure an ergonomic grip, and the rotating ring allows it to be securely fastened to the boat's socket with an IP67 watertight seal, while the rubber cap ensures an IP44 seal when not connected. The clean design and compact dimensions allow for convenient installation of the socket anywhere in the cockpit. Compliant with European safety standards IEC 60309-5.

Code		Description	Plastic color	Lid material	IP
14.432.01		Socket	white	Nylon Pa6	IP67
14.432.40	New	Socket	Black	Nylon Pa6	IP67
14.432.02		plug	blue	Nylon Pa6	IP67

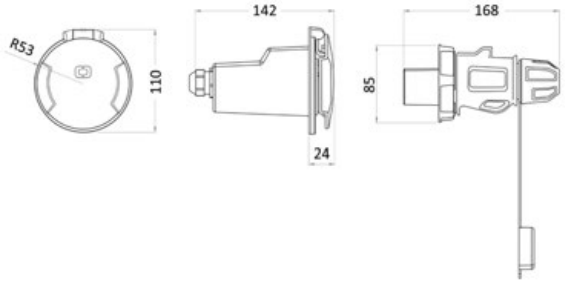

New Complete set for 220V 16A system

16A	IP67	IEC 60309-5	NO TOOL

Complete 220V boat power supply set for dock charging column.
The kit includes Cruiser electrical socket for boat installation, 16A wired electrical panel with **magnetothermic circuit breaker**, Schuko socket, 3m 3G wiring and a 10m cable for charging column connection.
The system is available in four different layouts to choose the socket that best suits the hull color.

Code	Boat socket		16A Panel	Power cable
	Plastic color	Lid material		
14.416.70	black	Nylon Pa6	14.737.16	14.416.20
14.416.71	white	Nylon Pa6	14.737.16	14.416.20
14.416.80	black	Stainless steel	14.737.16	14.416.20
14.416.81	white	Stainless steel	14.737.16	14.416.20

New Retractable electric cable

IP44 | **AISI 316** | **AUTOMATIC ROLLABLE**

Innovative electrical cable dock system. Hull hidden installation.
Thanks to an automatic retractable dispenser the electrical cable is drawn from a box and directly connected to the dock pillar.
To stow the cable, just unlock the seal and wait for the retractor to automatically rewind the extracted cable.
Once the cable is stowed away, the system disappears inside the hull into an elegant mirror-polished stainless steel box that ensures IP44 airtight seal.
The alignment between the winder and the bush can be oriented in any direction with a maximum recommended angle of 80°.
Available in two versions with different cable capacities of 16A and 32A.
Internal winder supplied with adjustable mounting brackets.

OSCULATI

Code	Description	A	Cable length m	Cable cross-section mm²	V	A mm	B mm	C mm
14.322.01	3P plug	16	15	3x2.5	230	220	400	150
14.322.06	3P plug	32	17	3x4	230	220	460	340

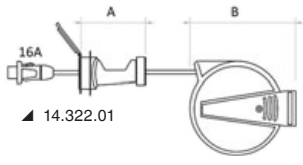

◢ 14.322.01

◢ 14.322.01

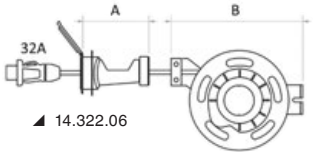

◢ 14.322.06

◢ 14.322.06

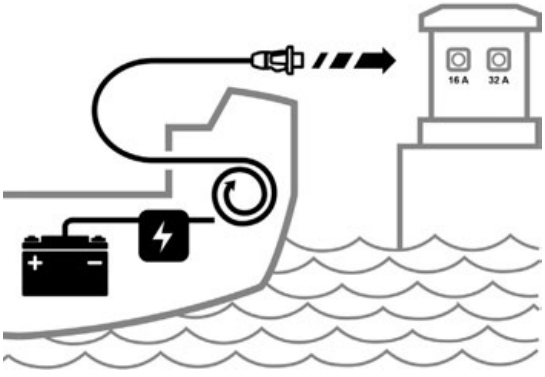

New Dock cable with braid and Cruiser plug

OSCULATI

16A | **ROPE FEELING**

The electrical cable is sheathed in a special polyester cover for wear protection and nautical look.
Equipped with a 16A Cruiser plug, boat side and a three-pole industrial plug, dock side.

Code	Length m	A	Ø outer cable mm	Cable cross-section mm²	Dockside plug
14.416.60	10	16	12.4	2.5	**14.335.01**
14.416.61	15	16	12.4	2.5	**14.335.01**

Cruiser dock cable and plug

OSCULATI

16A | **IP67** | **IEC 60309-5**

Code	Length m	A	Ø outer cable mm	Cable cross-section mm²	Dockside plug
14.416.10	10	16	11.2	2.5	no
14.416.15	15	16	11.2	2.5	no
14.416.20	10	16	11.2	2.5	**14.335.01 (16A)**
14.416.25	15	16	11.2	2.5	**14.335.01 (16A)**
14.432.10 New	10	32	14	3x4	**no**
14.432.15 New	15	32	14	3x4	**no**
14.432.20 New	10	32	14	3x4	**14.335.02 (32 A)**
14.432.25 New	15	32	14	3x4	**14.335.02 (32 A)**

◢ 14.335.01

OSCULATI

R-Evolve fixed articulating plug

REGISTERED DESIGN / DISEGNO DEPOSITATO

Recessed box waterproof in UV-resistant ASA.
Manufactured in accordance with IEC 60309 as per ISO 13297.
The plug articulates outwards when in use making it extremely accessible and allowing a neat, recessed installation for the housing.
Cover opens at 180°, AISI 316 mirror-polished stainless steel front panel.

Fixed plug	Removable socket	Electric cord	A
14.321.16	**14.336.01**	**14.592.01**	16

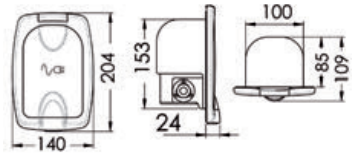

Pre-wired adapters from high-amperage docks to low-amperage cables

Code	Female (hollow side)	Male (dockside)	Cable 0.5 m
14.416.30	**14.336.01** 16 A	**14.335.02** 32 A	3x2.5
14.416.32	**14.336.02** 32 A	**14.335.03** 63 A	3x6

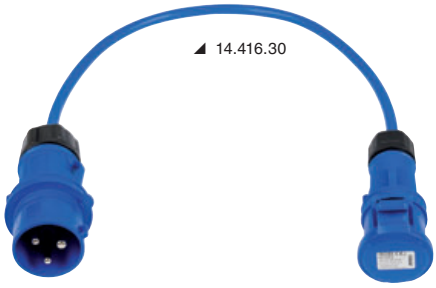

OSCULATI

Socket + plug series , watertight, 30 A

Socket with **UV resistant Luran** body, back cable protection cover, **silver plated brass** contacts.
Polycarbonate plug + Moplen, fitted with cable locking system and **silver plated brass** contacts.
Plug protection **cap** made of **PVC** with quick rotation ring made of **UV resistant Luran**. Amper 30.

Code	Model	Material	Colour	Closure
14.331.00	IP 56 water-tight socket	abs	white	snap type
14.331.05	IP X7 watertight socket	abs	white	snap type
14.332.00	plug	polycarbonate + moplen	blue	snap type
14.333.00*	Cap	PVC	blue	snap type

* *Equipped with additional ring nut for coupling with MARINCO sockets.*

AISI316 stainless steel watertight sockets

Socket with **UV resistant Luran** body, cable protection rear cover, **silver-plated brass** contacts. Voltage 220/110. Max amperage 30 A.

Code	Model	Colour
14.329.00	Waterproof socket	white
14.330.00	Waterproof socket	white

14.330.00

14.329.00

14.330.00
14.329.00

New Edge 30A power socket

OSCULATI

Socket with UV-resistant Luran body, back cable protection cover, silver-plated brass contacts. Polycarbonate+Moplen plug with cable locking system and silver-plated brass contacts. Voltage: 220/110. Amperage: 30A max.

Code	Model	Material	Colour	Closure
14.331.10	IP 56 water-tight socket	abs	white	snap type
14.331.11	IP 56 water-tight socket	Chromed ABS	chromed	snap type

14.331.10

14.331.10
14.331.11

Socket + plug series , watertight, 50 A

OSCULATI

Socket: **mirror polished AISI 316 stainless steel** + polycarbonate + nickel-plated brass contacts and back cable protection.
Plug: polycarbonate + silver-plated brass contacts. **Cap**]: plug cap made of soft electric blue PVC. Voltage: 220/110. Max 50A.

Code	Model	Material	Colour	Closure
14.325.00	Socket	316 SS	Stainless steel	Screw type
14.326.00	plug	Polycarbonate + moplen	blue	-
14.327.00	Cap	PVC	blue	-

14.325.00

14.325.00



14.327.00

14.326.00

OSCULATI

Dock cable and integrated plug

New watertight plug equipped with co-pressed cable.

Cable colour		Length m	A	Ø outer cable mm	Cable cross-section mm²
blue*	white				
14.334.50	**14.334.51**	10	16	11.2	3x2.5
14.334.55	**14.334.56**	15	16	11.2	3x2.5
14.334.40	**-**	10	24	12.1	3x4
14.334.45	**-**	15	24	12.1	3x4
14.334.10	**14.334.11**	10	30	15	3x6
14.334.15	**14.334.16**	15	30	15	3x6

* *Equipped with additional ring nut for coupling with Marinco cables*
Equipped with AC LED/warning light

Sea Water Resistant tripolar/quadripolar power cable

In accordance with European standards, for the completion of power sockets. Braid in **copper with high conductivity. Double protective sheath**, the first with particular resistance, which protects the cable from accidental impacts; the second with particular resistance to seawater, corrosion, and oils. Compliant with IEC 60228 and EN 50363 standards.

Code	Capacity	A	Cable section mm²	Ø outer cable mm	Roll m	For sockets and plugs	Sheath color
14.592.01	16 A / 220 V	16	3x2.5	11	50	**14.331.00; 14.332.00; 14.330.00; 14.329.00; 14.331.05**	Blue
14.592.02	16 A / 220 V	-	3x2.5	11	50	**14.332.00; 14.305.00**	white
14.597.00	24 A / 220 V	-	3x4	12.3	50	**14.301.00; 14.302.00; 14.305.00; 14.305.10; 14.303.00**	yellow
14.597.01	24 A / 220 V	-	3x4	12.3	50	**14.331.00; 14.332.00; 14.330.00; 14.329.00; 14.331.05**	Blue
14.593.00	32 A / 220 V	-	3x6	14	50	**14.301.00; 14.302.00; 14.305.00; 14.305.10; 14.303.00; 14.331.05**	yellow
14.593.01	32 A / 220 V	-	3x6	14	50	**14.331.00; 14.332.00; 14.330.00; 14.329.00; 14.331.05**	Blue
14.593.02	32 A / 220 V	-	3x6	14	50	**14.332.00; 14.305.00**	white
14.596.00	50 A / 125-220 V	-	4x10	19	50	**14.487.01; 14.587.01; 14.587.04**	yellow
14.595.00	63 A / 220 V	-	3x10	19	50	**14.487.03; 14.587.03; 14.636.10; 14.634.30**	yellow
14.595.01	63 A / 220 V	-	3x10	19	50	**14.325.00; 14.326.00**	Blue
14.595.02	63 A / 220 V	-	3x10	19	50	**14.326.00; 14.587.03; 14.587.06**	white

OSCULATI

Pre-mounted electric cable

Plug + cap with pre-mounted cable and insulation cap, color **blue**.

Code	Length m	A	Ø outer cable mm	cable	Cable cross-section mm²	Plug + cover
14.334.20	10	50	19	**14.595.01**	3x10	**14.326.00 + 14.327.00**
14.334.25	15	50	19	**14.595.01**	3x10	**14.326.00 + 14.327.00**



MARINCO sockets, plugs and shore power cables

MARINCO power sockets and plugs

100% **watertight**; made of thermopolymer with high resistant glass, nickel plated brass contacts.

MARINCO
Quality Marine Electrical Products

Code	Type	Description	A	V
14.302.00	3-WIRE BIPOLAR MONOPHASE	AISI 316 stainless steel socket, male contacts	16	230
14.301.00	3-WIRE BIPOLAR MONOPHASE	Male socket with rear protection for "Valox" resin cables	16	230
14.303.00	3-WIRE BIPOLAR MONOPHASE	Male contact socket, round front with rear protection for "Valox" resin cables	16	230
14.305.00	3-WIRE BIPOLAR MONOPHASE	Plug to couple with sockets 14.301/302/303.00, female contacts	16	230
14.103.00	3-WIRE BIPOLAR MONOPHASE	Yellow watertight PVC cap for 14.305.00	-	-
14.305.10	3-WIRE BIPOLAR MONOPHASE	Dock side plug, male contact	16	230
14.102.00	3-WIRE BIPOLAR MONOPHASE	Yellow watertight PVC cap for 14.305.10	-	-
14.487.03	3-WIRE BIPOLAR MONOPHASE	AISI 316 stainless steel socket, male contacts	32	230 (50 A at 110 V)
14.634.30	3-WIRE BIPOLAR MONOPHASE	Male "Valox" resin socket	32	230 (50 A at 110 V)
14.587.03	3-WIRE BIPOLAR MONOPHASE	Plug to couple with socket 14.487.03, female contacts	32	230 (50 A at 110 V)
14.587.04	4-WIRE HEAVY DUTY THREE-PHASE	Yellow watertight PVC cap for 14.587.09	-	-
14.636.10	3-WIRE BIPOLAR MONOPHASE	Dock side plug, male	32	230 (50 A to 125 V)
14.771.70	3-WIRE BIPOLAR MONOPHASE	Yellow watertight PVC cap for 14.636.10	-	-
14.487.01	4-WIRE THREE-POLE	AISI 316 stainless steel socket, male contacts	50	125/250
14.587.01	4-WIRE THREE-POLE	Plug to couple with socket 14.487.01, female contacts	50	125/250
14.487.06	3-WIRE HEAVY DUTY BIPOLAR MONOPHASE	AISI 316 stainless steel socket, male contacts	63	230
14.587.06	3-WIRE HEAVY DUTY BIPOLAR MONOPHASE	Plug to couple with socket 14.487.06, female contacts	63	230
14.487.09	4-WIRE HEAVY DUTY THREE-PHASE	AISI 316 stainless steel socket, male contacts	63	230
14.587.09	4-WIRE HEAVY DUTY THREE-PHASE	Plug to couple with socket 14.487.09, female contacts	63	230
14.103.01	4-WIRE HEAVY DUTY THREE-PHASE	Watertight cap to seal Marinco plugs. For plugs 14.305.00 + 14.103.00. 16-30 Amp	-	-
14.103.02	4-WIRE HEAVY DUTY THREE-PHASE	Watertight cap to seal Marinco plugs. For plugs 14.587.03-06 + 14.587.04. 32-63 Amp	-	-

MARINCO cable with plugs

Special cable "Sea Water Resistant", preassembled with Marinco plugs.

Code	Length m	A	Cable colour	Component			Cable section mm
				Cable	Marinco plug	Cap	
14.210.31	10	16A 230V	yellow	**14.597.00**	**14.305.00**	**14.103.00**	3x4
14.210.30	10	16A 230V	yellow	**14.593.00**	**14.305.00**	**14.103.00**	3x6
14.211.31	15	16A 230V	yellow	**14.597.00**	**14.305.00**	**14.103.00**	3x4
14.211.30	15	16A 230V	yellow	**14.593.00**	**14.305.00**	**14.103.00**	3x6
14.211.50	15	32A 230V	yellow	**14.595.00**	**14.587.03**	**14.587.04**	3x10
14.211.51	15	32A 230V	yellow	**14.593.00**	**14.587.03**	**14.587.04**	3x6
14.211.60*	16.5	50A; 125-220V	yellow	**14.596.00**	**14.587.01**	**14.587.04**	3x10

* *Quadrupole cable: 3 poles, 4 wires.*

Joint collector madeof Lexan to screw plugs

It is required for connecting cables.

Code	To connect plugs	To connect cables
14.110.30	14.305.10; 14.102.00 with 14.305.00; 14.103.00	14.210.30; 14.211.30 with Pin Tail 16/30 A
14.110.50	14.636.10; 14.771.70 with 14.587.03; 14.587.04	14.211.50 with Pin Tail 30/50 A



Battery switches

Compact battery switch

Supercompact model for mounting on instrument panel or bulkhead.
Positions: OFF-ON-OUT to pull out the antitheft knob.

Code	Max capacity A		Neck Ø mm	Flange Ø mm	Useful neck mm	Ø Terminals mm
	in continuous	intermittent				
14.385.20	100	150	26	45	11	6
14.385.22	300	450	49	55	15	10

14.385.20

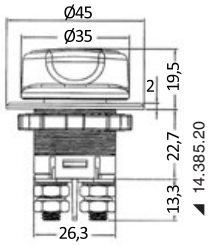

14.385.22

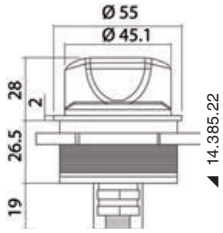

Easy battery switch

OSCULATI

Made of black technopolymer with flange fixing. Equipped with watertight cap. Copper contacts

Code	Max capacity A	Flange Ø mm	Pins mm	Spare key
14.385.15	100	58	9.4	**14.385.17**

14.385.15

14.385.17

Marine battery switch

OSCULATI

CE

Made of **black polycarbonate**, flange mounting. Fitted with watertight rubber cap and splash-proof key. Model with nickel plated brass key pin, very sturdy. **CE type-tested** in compliance with the 2013/53/EU (ISO 8846 MARINE - EN 28846) directive. Compulsory device to be mounted on a positive cable.

Code	Max capacity A		Flange Ø mm	Spare key	Pins mm
	for 5 sec.	in continuous			
14.386.03	1000	100	60	**14.386.33**	10

Heavy Duty marine battery switch

OSCULATI

CE

Made of **black polycarbonate**, flange fixing; fitted with watertight PVC cap and **nickel-plated brass** splash-proof key. **CE type-tested** in compliance with directive 2013 / 53 / EU (ISO 8846 MARINE - EN 28846). Compulsory device for mounting on a positive cable.

Code	Max capacity A		Flange Ø mm	Spare key	Pins mm
	for 5 sec.	in continuous			
14.385.00	2500	280	66	**14.385.33**	10

Battery switch with stainless steel body

OSCULATI

CE

Made of **black polycarbonate**, flange fixing; extra version with AISI 316 stainless steel body, collar mounting with double threaded screw nut, very sturdy; equipped with watertight PVC cap and splash-proof nickel-plated brass key. CE type-tested in compliance with directive 94/25/CE (EN ISO 28846). Obligatory for mounting on a positive cable, under ISO 10133 standards.

Code	Max capacity A		Neck Ø mm	Flange Ø mm	Spare key	Pins mm
	for 5 sec.	in continuous				
14.386.02	2500	280	34	66	**14.386.34**	10

Heavy Duty MKII marine battery switch

OSCULATI

CE

Made of black polycarbonate and fixed on a flange. Fitted with PVC watertight cap and **double key**. **CE type-tested** in compliance with the 2013/53/EU (ISO 8846 MARINE - EN 28846) directive. Compulsory device to mount on positive cable. **Two keys included.**

Code	Max capacity A		Flange Ø mm	Spare key	Pins mm
	for 5 sec.	in continuous			
14.385.10	2500	280	66	**14.385.34**	10

Countertop battery switch with removable key

Cable outlet on 4 sides.

Code	Max capacity A 50V DC			Ø pins mm	⟷ mm
	for 30 sec.	in continuous	intermittent		
14.923.11	1000	300	500 A	10	69x69x74 h

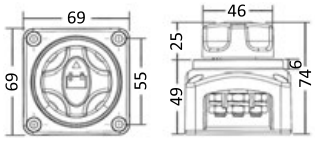

Battery switch, flat-mounting model without recess fitting

CE **Watertight**, **"CE" type-tested (EN ISO 28846); removable** clip-on connecting key.

Code	Max capacity A		Base mm	Overhang mm	Pins mm
	for 5 sec.	in continuous			
14.383.00	2200	250	70x70	75	10

Heavy Duty marine battery switch with removable key

CE Fitted with splash-proof key with **nickel-plated brass** pin, sealing cap with back fairing. **"CE" type-tested in compliance with Directive 94/25/CE;** polycarbonate body and copper contacts. Possibility of built-in bulkhead.

Code	Max capacity A		Flange Ø mm	Front projection mm	Bulkhead thickness mm	Pins mm
	for 5 sec.	in continuous				
14.382.01	2500	290	72	45/60	4/19	10

Heavy Duty marine battery switch, built-in model

CE Fitted with removable **nickel-plated brass** key; **"CE" type-tested** in compliance with directive 94/25/CE. Obligatory for mounting on a positive cable, under ISO 10133 standards.

Code	Max capacity A		Flange Ø mm	Inside overhang, clamps included mm	Colour	Pins mm	Spare key
	for 5 sec.	in continuous					
14.385.50	2500	280	105	99	white	10	**14.385.51**
14.385.40	2500	280	105	99	Cream RAL 9001	10	**14.385.51**
14.385.55	2500	280	105	99	Black	10	**14.385.51**

Battery switch for semi-recessed mounting

IP68 Made of polycarbonate, mounting on flange. ON-OFF-OUT position that allows to pull out the knob for anti-theft purposes.

Code	Max capacity A 50V DC			Flange mm	Ø pins mm
	for 30 sec.	in continuous	intermittent		
14.385.25	1000	300	500	72x72	10



Battery switch with remote electric control

This battery switch can be mounted near the battery thus reducing the length and diameter of copper cables. Equipped with emergency manual control and LED indicators for functioning. The remote control is operated by an ON-OFF switch.

Code	V	Max capacity A		⟷ mm	OPTIONAL switch
		intermittent	in continuous		
14.386.08	12/24	455	275	67x67x95h	**14.386.09**

14.386.09 *OPTIONAL ON-OFF 12V switch with double key and LED warning light. Dimensions: 69x69x45 mm.*

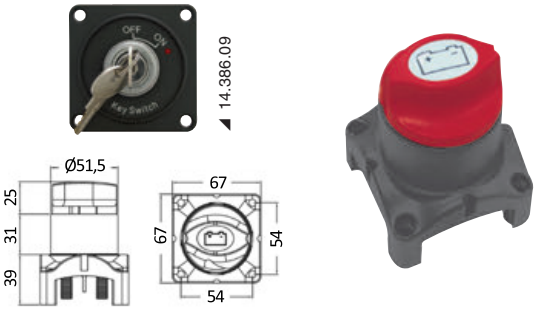

Bipolar battery switch

Fitted with 4 rear contacts; removable key, silver plated copper contacts; bipolar battery isolators are essential for boats with metal hulls.

Code	Max capacity A		Base mm	Recess mm	Recess-fit overhang mm	Pins mm
	intermittent for 3 sec.	in continuous				
14.386.05	2000	120	90x90	55x55	55	10

Battery switch

Made of **brass and bakelite**, fitted with **brass and silver-plated cooper** contacts. **High capacity** industrial model (350 A 24 v - 2500 A (3 seconds). Specially suited for large boats with 24 V systems.

Code	Pins mm
14.386.04	12

LITTELFUSE® dual-pole battery switch with key

Fitted with 4 rear terminals. With fixed or removable handle and key.
M10 silver-plated copper terminals. High performance product.
This battery disconnect switch is ideal on vessels with metal hull. Special lever to lock/unlock.
Key ingress protection: IP65.

Code	V	Max capacity A		Base mm	Recess mm	Recess-fit overhang mm	Pins mm
		Intermittent 10 sec.	in continuous				
14.386.20	12/24	1000	250	140.3x74.7	83.8x83.8	61.5	10

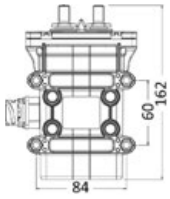

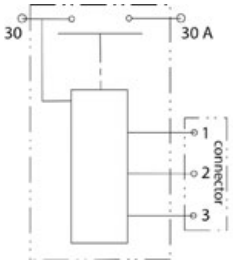

Pin Connector	Negativ GND	Main Contact
1	GND	ON
2	floating	
3	GND	

Pin Connector	Negativ GND	Main Contact
1	floating	OFF
2	GND	
3	GND	

LITTELFUSE® remote electric battery switch/circuit breaker

IP67

Bistable/magnetic current switch, it absorbs current only when switched from (OFF) to (ON) and vice versa via a remote switch.
Additional outlet to connect a warning light or an audible alarm. M10 nickel-plated brass terminal hardware. Silver-plated copper terminals.

Code	V	Max capacity A		⟷ mm	Connec-tion	Outlet connector OPTIONAL
		for 5 sec.	in continuous			
14.389.01	12/24	2000	250	162x84	+/-	**14.383.50**

◢ 14.383.50

◢ 14.921.31

◢ 14.921.32

FlexMod LITTELFUSE® - Isolator controller

IP67

Electronic unit designed to preserve the battery charge.
The unit is autoranging to automatically sense the voltage of the system (12 or 24V).
It preserves the main battery (starting) power by isolating the auxiliary battery when the system voltage drops below a critical level and it automatically reconnects the battery banks when voltage rises to the correct level. Compatible with electronically controlled alternators, it eliminates false battery warnings created by diode isolators and protects devices from overcurrent.

Code	Operating voltage	Disconnect voltage	Connect voltage	Overcurrent protection	IP	OPTIONAL (Deutsch) connector
14.921.31	9/32 V	12.7/25.4 V	13.2/26.4 V	15 A*	67	**14.921.32**

* *It disconnects load after 1 sec of excessive current.*



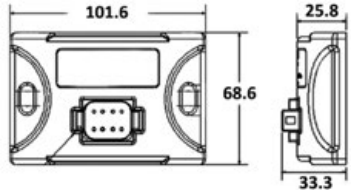

Automatic single-pole battery disconnect (main contactor with separate coil supply)

Connected under starter key, if power needs to be cut automatically (in this way the ignition key needs additional tripping) or simply **with an ON-OFF switch** independent from the key, which can also be hidden and used as antitheft device. IP65 watertight protection, silver plated copper contacts. Positive or negative disconnection.

Code	V	Max capacity A		Pins mm	⟷ mm	kg
		for 5 sec.	in continuous			
14.384.12	12	2500	250	10	144x95x98	1.116
14.384.24	24	2500	250	10	144x95x98	1.116

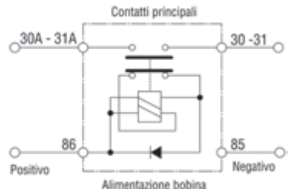

Automatic bipolar battery disconnect switch (main contactor with separate coil supply)

For 2 battery banks. Connected under starter key, if power needs to be cut automatically (in this way the ignition key needs additional tripping) or simply **with an ON-OFF switch** independent from the key, which can also be hidden and used as antitheft device. IP65 watertight protection, silver plated copper contacts. Positive or negative disconnection.

Code	V	Max capacity A		Pins mm	⟷ mm	kg
		for 5 sec.	in continuous			
14.384.32	12	2500	300	10	144x95x98	1.4
14.384.34	24	2500	300	10	144x95x98	1.4

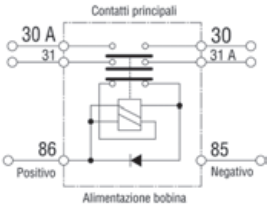

Battery switch / battery isolator switch

Disconnects the positive battery terminal by means of a separate ON-OFF switch. Stays open or closed without consuming energy until the next current flow; it can be connected to a led light that indicates the on/off status and can be installed in series to control multiple battery units simultaneously. Supplied with emergency manual control; IP56 protection, M 12 silver plated copper contacts.

Code	V	Max capacity A		Pins mm	⟷ mm	Outlet connector OPTIONAL
		for 5 sec.	in continuous			
14.383.12	12	2500	250	12	164x95x98	**14.383.50**
14.383.24	24	2500	250	12	164x95x98	**14.383.50**

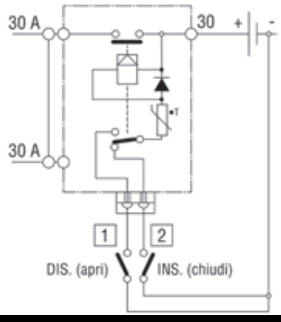



Battery switches and battery isolators

OSCULATI

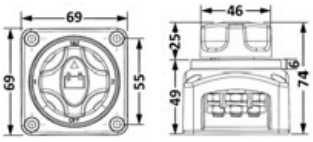

Battery switch

Switch positions: Batt. 1 - Batt. 2 - Batt. 1+2 - OFF.
12/24 V voltage.

Code	Max capacity A 50V DC			Ø pins mm	⟷ mm
	for 30 sec.	in continuous	intermittent		
14.923.12	1000	100	300	10	69x69x74 h

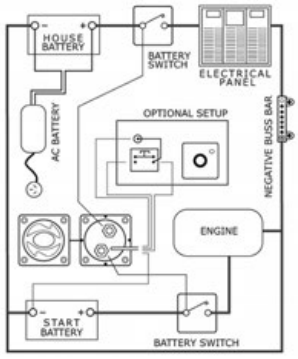

Dual operation voltage-sensible switch and emergency parallel

This Voltage Sensitive Switch (VSS) automatically senses the voltage of two connected batteries or battery banks and provides optimal, efficient charging of the second bank.
The VSS allows for two independent battery banks to be combined or isolated based on the presence of a charging source (such as an engine alternator or battery charger).
Once the charging source is activated, the VSS lets the first battery of the main bank (engine battery) recharge; when this latter reaches 13.2V, the switch opens the circuit and lets the second battery (service battery) recharge.
The emergency parallel function can be operated manually by means of a knob or through an On/Off button on the dashboard.
Recess or surface mounting.

◢ 14.386.09

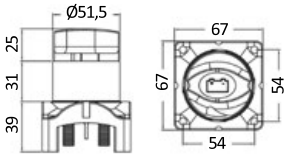

Code	V	Max capacity A		⟷ mm
		intermittent	in continuous	
14.386.10	12	455	275	67x67x95

14.386.09 *OPTIONAL ON-OFF 12V switch with double key and LED warning light. Dimensions: 69x69x45 mm.*

◢ 14.921.02

◢ 14.921.00

Selecta New battery switch

IP65 CE

Can use batteries alternatively or simultaneously; fitted with **copper** contacts, **stainless steel** springs, **PC/PTB/Fiberglass** flame resistant casing, protective cable base; extra ring-nut for flush mounting (Ø size 95 mm); type approved by ISO 8846 MARINE EN 28846. A) **"MK II" version.** selectable options: bank/battery "1", bank/battery "2" or 1+2 simultaneously. Includes device that disconnects the alternator power automatically if is under the "OFF" position without switching off the engines; type-approval no. DIP006907SP. B) **Version MK III.** connects the engine start-up batteries and the service batteries simultaneously in position "1", keeping the start-up batteries separately with motors, thus minimizing the risk of an accidental discharge if case of an emergency. The two circuits are connected **among them** under position "2", type-approval no. DIP006907SP.

Code	Model	Max capacity A		Functions	Pick up	Base mm	Height mm	Pins mm
		intermittent	in continuous					
14.921.00	MK II	450	300	OFF - 1 - battery 1; 2 - battery 2; 3 - parallel	1500°	104x104	80	10
14.921.02	MK III	450	300	OFF - 1 - Connect services and engines with separate circuits 2 - Parallel between services and engines	1500°	104x104	80	10

◢ 14.921.00

◢ Flush mounting ring

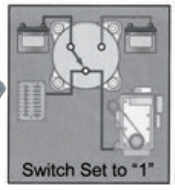

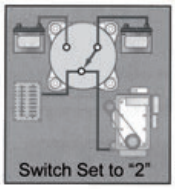

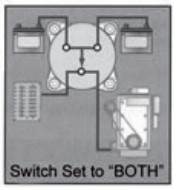

◢ MK II

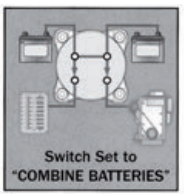

◢ MK III

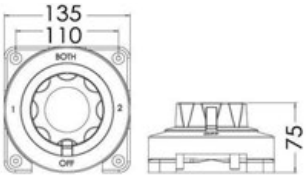

Selecta battery switch

CE It allows to use one or both batteries or to disconnect them; fitted with safety clip-on lock rotator. CE type-tested in compliance with 94/25/CE standard.

Code	Capacity in continuous	Pins mm	⟷ mm
14.920.00	175 A at 12/24V	10	135x135x75H

Battery disconnect / Recessed switch Electra

Series of switches and diverters that allow to activate/deactivate, combine and/or separate battery banks for engines and services.
For applications up to 48 VDC. Compatible with external or recessed wall installations. Compliant with UNI EN ISO 8846 standard.
Cable exit possible on all 4 sides.

Code	Model	Max capacity A		Start (5 seconds)	Functions	⟷ mm
		in continuous	intermittent			
14.923.01	Switch	300	450	1000	ON / OFF (1 battery)	69x69x75
14.923.02	Switch/Diverter (MKII)	300	450	1000	OFF / Battery 1 / Battery 2 / Battery 1+2 parallel	69x69x75
14.923.03	Switch/Changer (MKIII)	300	450	1000	OFF - 1 - Connect services and engines with separate circuits 2 - Parallel between services and engines	69x69x75

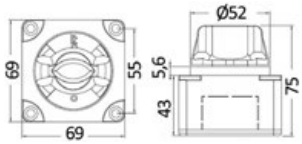

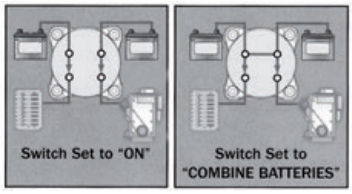

◢ 14.923.03

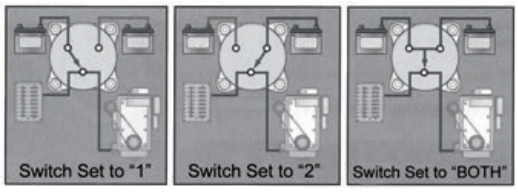

◢ 14.923.02

Battery disconnectors / Surface/recessed switches Electra HD

Series of switches and diverters that allow to activate/deactivate, combine and/or separate battery banks for engines and services.
For applications up to 48 VDC. Compatible with external or recessed wall installations. Compliant with UNI EN ISO 8846 standard.
Cable exit possible on all 4 sides.

Code	Model	Max capacity A		Functions	⟷ mm
		in continuous	intermittent		
14.923.21	Switch	550	800	ON / OFF (1 battery)	102x102x90
14.923.22	Switch/Changer (MKII)	550	800	OFF / Battery 1 / Battery 2 / Battery 1+2 parallel	102x102x90
14.923.23	Switch/Changeover (MKIII)	550	800	OFF - 1 - Connect services and engines with separate circuits 2 - Parallel between services and engines	102x102x90

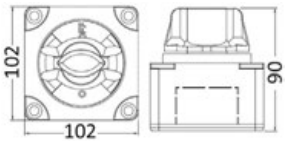

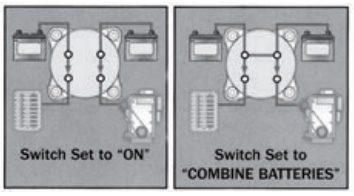

◢ 14.923.23

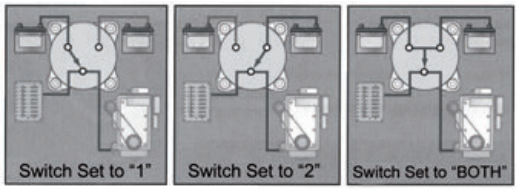

◢ 14.923.22

Heavy Duty battery switch, high-power model

CE **Copper** contacts, **stainless steel** springs; **polycarbonate** body; fitted with automatic power interruption on the alternator if the battery isolator activates before turning off the engine. Specially suited for diesel engines which, due to large starters, require heavy amperage; **CE" type-tested in compliance with 94/25/CE standards.**

Code	Max capacity A		With terminals Ø mm	Version	Pins mm	⟷ mm
	intermittent	in continuous				
14.905.00	850	380	12	Universal 12/24 V	12	140x140x85

Switch for Heavy Duty batteries

Made with the best materials, fit with lock and additional contacts for the automatic disconnection of current to the alternator in case the battery switch activates before the engines are switched off.

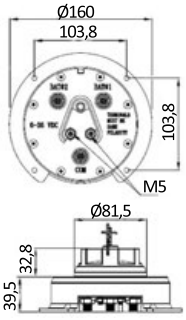

Code	V	Max capacity A		⟷ mm
		intermittent	in continuous	
14.904.00	12/24	500	310	160x160x70



Built-in compartments

Built-in compartments designed for flush mounting of battery isolators and battery switches

Code	Material	battery isolator compartment	Hole version	Bore Ø mm	Recess depth mm
14.561.02	☐ ABS white	-	circular	143	70
14.561.03	☐ ABS white	**14.905.00; 14.920.00**	Square	149x149	90

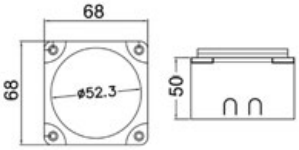

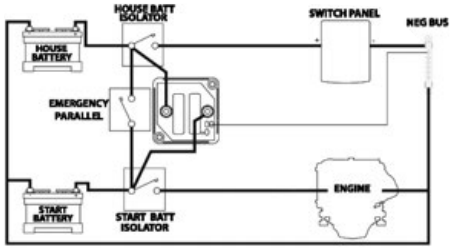

Voltage Sensitive Relay

This relay allows simultaneous charging of two batteries with just one alternator.
When the engine starts, the Voltage Sensitive Relay remains open until the starter battery reaches 13.7 / 27 V.
At this point, the Voltage Sensitive Relay closes the contact and simultaneously charges the 2 batteries.
When the engine stops and the voltage drops below 12.8 / 25.2 V, the Voltage Sensitive Relay opens the contact and separates the two batteries, thus preventing the discharge of the wrong battery and also avoiding current spikes harmful to the onboard electronics when the engine is restarted.
Protects the starter battery from discharging due to onboard services.
No voltage drop.
No current absorption in standby mode.
Easy to install without altering the alternator wiring.
Automatic selection 12/24 V.

Code	V	A	Description	⟷ mm
14.921.90	12/24	140	Voltage-sensible relay	68x68x50

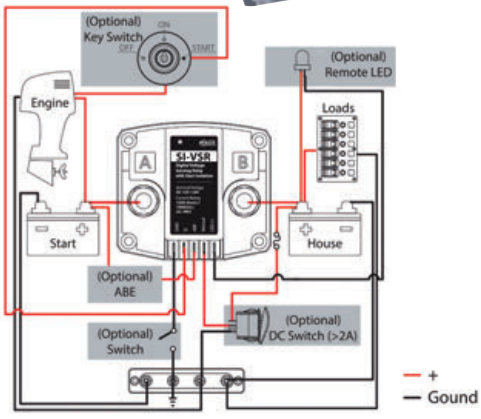

VSR Voltage Sensitive Relay with Starter isolator

Allows simultaneous charging of two batteries.
Remains open until the starter battery reaches 13.7/27.0 V.
At this point, it closes the contact and simultaneously charges both batteries.
When the voltage of the start battery drops the isolator kit disengages from charging the auxiliary battery.
This isolates the start battery and eliminates the possibility of draining it, ensuring that you always have enough charge to start your engine. No voltage drop.
Protects the starter battery from the risk of discharging due to onboard services. No drop in voltage.
Stand-by absorption 0.5 m/A. VSR indicator LED active and automatic selection 12/24 V.
Functions:
- Start Isolation: enforces temporary isolation during engine start-up to better protect onboard electronics.
- ABE: with the engine at idle allows an extra charging period for both batteries, lowering the disconnection level to 12.2/24.5 V instead of 12.8/25.5 V.(*)
- Storage Mode: reduces current consumption to 0 when engine is off.(*)
- Manual ON-OFF operation possibility.
- Front contacts (10 mm) for easier installation + transparent protective cover.
(*These functions are OPTIONAL, **can be activated only if desired**).

Code	V	A		Description
		continuous	intermittent	
14.921.91	12/24	125	140	Voltage-sensible relay

14.921.35/36

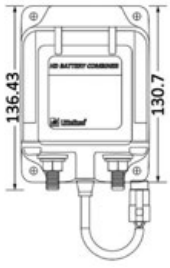

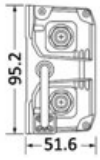

14.921.35/36

14.921.37

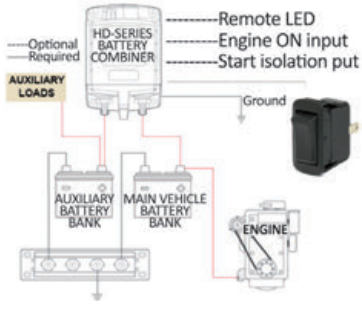

LITTELFUSE® bistable automatic smart latching relay

IP67

It connects the battery banks (starting + services) when alternator/battery charger are working and it disconnects the banks when the charging system stops.
Supports high current loads (e.g., powerful inverters).
Ability to connect battery banks in an emergency, with a simple switch control.
Very low consumption in ON/OFF due to the bistable system.
Meets ISO 8846/SAEJ1171.
Deutsch 6-pin DTM male connector.

Code	V	Max capacity A		Control current	Relay contact position				
		for 10 sec	in continuous		closes (30 sec) with voltage	closes (90 sec) with voltage	opens (10 sec) with voltage	opens (30 sec) with voltage	opens circuit
14.921.35	12	1500	300	40 mA*/6 A**	13.5 V	13.1 V	12.3 V	12.7 V	16.5 V***
14.921.36	24	1500	300	40 mA*/3 A**	27.0 V	26.0 V	24.0 V	25.5 V	32.4 V***

14.921.37 *Deutsch 6-pole DTM female connector (DTM 06-65).*

* *At rest*
** *In activation phase, 50 m/sec.*
*** *System protection*

Switches and circuit breakers

CARLING SWITCH Contura II switch

Water-resistant IP 56; installation requires a rectangular hole size 21.5x36.8 mm; maximum capacity of **20 A** at 12volt, **15 A** at 24 volt. Fitted with **two lights**: one illuminates the user symbol wherein it's connected; **always on** (so it can be located when it's dark), the other light illuminates a special gap under the symbol **which switches on**, i.e. **when the use is activated, slot to be ordered separately**.

Type	White bulbs		Red LED		Suitable for	Terminals
	12 V	24 V	12 V	24 V		
ON-OFF	**14.192.01**	**14.192.21**	**14.192.51**	**14.192.61**	-	4
(ON)-OFF*	**14.192.02**	**14.192.22**	**14.192.52**	**14.192.62**	Horns, toilets	4
(ON)-OFF-(ON)*	**14.192.03**	**14.192.23**	**14.192.53**	**14.192.63**	Trim tabs, hydraulic pumps, windlasses	8 bipolar
ON-OFF-ON	**14.192.04**	**14.192.24**	**14.192.54**	**14.192.64**	Bilge pumps (automatic / manual), navigation lights, masthead lights	6
(ON)-OFF-(ON)	**14.192.05**	**14.192.25**	**14.192.55**	**14.192.65**	Hydraulic gangplanks, windlasses, trim tabs	4
ON-OFF-(ON)	**14.192.06**	**14.192.26**	**14.192.56**	**14.192.66**	Bilge pumps (automatic/ manual)	4
ON-ON	**14.192.07**	**14.192.27**	**14.192.57**	**14.192.67**	Switch to operate the same light from 2 different places	-

(ON) means with spring return.

* *"ON momentary" version light only on the use*

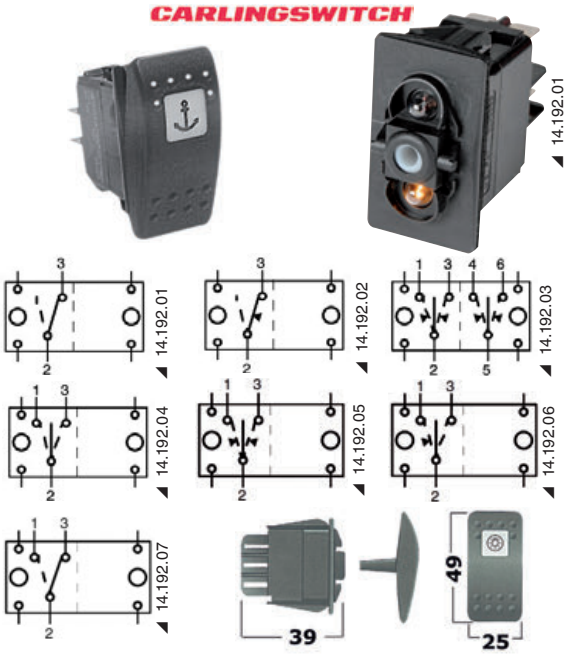

Toggles with lighted symbols

Fitted with an extra symbol that illuminates and gives contact.

Description	Type V Contura nickel-plated polycarbo-nate	Type C Hard surface white polycarbo-nate	Type B Hard surface black polycarbo-nate	Type A Semi-rigid non-slip polycarbonate surface coated in black polyurethane
01 - Navigation lights	**14.194.01**	**14.193.61**	**14.193.31**	**14.193.01**
02 - Anchor lights	**14.194.02**	**14.193.62**	**14.193.32**	**14.193.02**
03 - Horn	**14.194.03**	**14.193.63**	**14.193.33**	**14.193.03**
04 - Flap	**14.194.04**	**14.193.64**	**14.193.34**	**14.193.04**
05 - Extractor fan	**14.194.05**	**14.193.65**	**14.193.35**	**14.193.05**
06 - Windscreen wiper	**14.194.06**	**14.193.66**	**14.193.36**	**14.193.06**
07 - Bilge pump	**14.194.07**	**14.193.67**	**14.193.37**	**14.193.07**
08 - Autoclave	**14.194.08**	-	**14.193.38**	**14.193.08**
09 - Neutral, no symbol	**14.194.09**	**14.193.69**	**14.193.39**	**14.193.09**
10 - Bilge pump "2"	**14.194.10**	-	**14.193.40**	**14.193.10**
11 - Panel lights	**14.194.11**	**14.193.71**	**14.193.41**	**14.193.11**
12 - Stereo	-	-	**14.193.42**	**14.193.12**
13 - Cockpit lights - cabin lights	**14.194.13**	**14.193.73**	**14.193.43**	**14.193.13**
14 - Windlass anchor control	**14.194.14**	**14.193.74**	**14.193.44**	**14.193.14**
15 - Hatch opening	**14.194.15**	-	**14.193.45**	**14.193.15**
16 - Battery parallel	-	-	**14.193.46**	**14.193.16**
17 - Fridge	-	-	**14.193.47**	**14.193.17**
18 - High beam light	**14.194.18**	**14.193.78**	**14.193.48**	**14.193.18**
19 - Depth sounder	-	-	**14.193.49**	**14.193.19**
20 - Automatic pilot	-	-	-	**14.193.20**
21 - Rise/low gangplanks	-	-	**14.193.51**	**14.193.21**
22 - Gangplank out	-	-	**14.193.52**	**14.193.22**
23 - Petrol pump or electro-valve	-	-	-	**14.193.23**
24 - 12 volt	-	-	**14.193.54**	**14.193.24**
25 - Cabin lights	**14.194.25**	-	**14.193.55**	**14.193.25**
26 - Windscreen spray	-	-	**14.193.56**	**14.193.26**
27 - Batteries	-	-	**14.193.57**	**14.193.27**
28 - Open/close Hard Top	**14.194.28**	-	**14.193.58**	**14.193.28**
29 - Gangplank lights/cockpit lights	**14.194.29**	-	**14.193.59**	**14.193.29**
30 - Deck/crosstree courtesy lights	-	-	**14.193.60**	**14.193.30**
31 - Bilge pump "3"	-	-	**14.193.90**	**14.193.80**
32 - Mooring lights	-	-	**14.193.91**	**14.193.81**
33 - Bow lights	-	-	**14.193.92**	**14.193.82**
34 - Toilet pump	-	-	**14.193.93**	**14.193.83**
35 - Macerator	-	-	**14.193.94**	**14.193.84**
36 - Salt water pump	-	-	**14.193.95**	**14.193.85**
37 - Ventilating pump	-	-	**14.193.96**	**14.193.86**
38 - Recirculating pump	-	-	**14.193.97**	**14.193.87**
39 - Raise F.B.	-	-	**14.193.98**	**14.193.88**
40 - Trim F.B.	-	-	**14.193.99**	**14.193.89**



CARLINGSWITCH

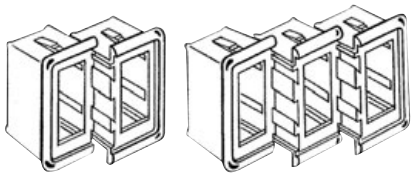

CARLING SWITCH bezel for switches

Plastic bezels designed to create a single panel with Carling switches and similar.

Version	white	Black
Frame for just one switch	**14.197.63**	**14.197.03**
Central insert	**14.197.61**	**14.197.01**
terminal insert right/left	**14.197.62**	**14.197.02**
Locking frame plug	**14.197.64**	**14.197.04**

CARLINGSWITCH

CARLING SWITCH Contura rocker switch

Waterproof grade IP56.
Require a rectangular hole of 21x37 mm for installation, maximum capacity 20 A at 12 V.
Models with **light indicator**.

Code	Function	V	Terminals	Toggle
14.194.40	OFF-ON	12	2	INCLUDED
14.194.50	OFF-(ON) for horn, etc.	12	2	INCLUDED
14.195.50	(ON)-OFF-(ON) for flaps, etc.	12	7	INCLUDED

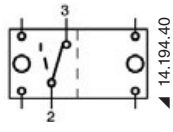

14.194.40

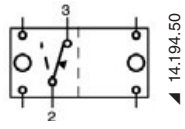

14.194.50

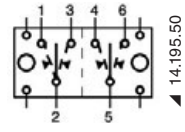

14.195.50

14.296.03/07

14.296.01/02

14.296.04/05/06

Marina R toggle switch, watertight

IP67

Require a rectangular hole of 21.5x36.8 mm for installation.
Max capacity 20 A / 12 V.
Rigid tilting and LED indicator light that illuminates through the tilt when the contact is activated.

Code	V	Function	Terminals	Toggle
14.296.01	12/24	OFF-ON	3	INCLUDED
14.296.02	12/24	OFF-(ON)	3	INCLUDED
14.296.03*	12/24	(ON)-OFF-(ON) for: flaps, trim tabs, gangways, etc.	6	INCLUDED
14.296.04	12/24	ON-OFF-ON for 2 separate circuits (navigation and masthead lights or to switch the bilge pump from manual to automatic mode)	4	INCLUDED
14.296.05	12/24	(ON)-OFF-(ON) for: hydraulic gangways, anchor winches, flaps	4	INCLUDED
14.296.06	12/24	ON-OFF-(ON) for bilge pumps (automatic and manual mode)	4	INCLUDED
14.296.07*	12/24	ON^{1} - OFF - ON^{1+2}; ON^{1} = circuit 1 ON^{1+2} = circuit 1+2 Navigation lights for vessels up to 12 m: ON^{1} = white 360° ON^{1+2} = white 360°+red/green 112.5°	4	INCLUDED

(ON) with spring return.
**No LEDs*

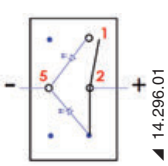

14.296.01

14.296.02

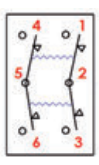

14.296.03

14.296.04

14.296.05

14.296.06

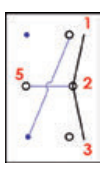

14.296.07

Marina R II dual LED rocker switch, IP56 watertight

IP56 watertight, Marina series. 21.5x36.8-mm rectangular bore required for installation. Maximum capacity **20 A** at 12 V and **12 A** at 24 V. Supplied with **double red LED**: one for the symbol, which is **always on**, the second for a special slit under the symbol that **switches on** when thesymbol indicator **is activated**. Rocker switch to order separately.

12/24V switch with no toggle	Version	Type	Recommended for	Terminals
14.298.01	Unipolar	ON-OFF	-	3
14.298.02	Unipolar	(ON)-OFF	Horns, toilet unit controls	3
14.298.03*	bipolar	(ON)-OFF-(ON)	Hydraulic gangplanks, windlasses, flaps, trims	6
14.298.04	Unipolar	ON-OFF-ON	Bilge pumps (automatic/manual), navigation + mast head lights	4
14.298.05	Unipolar	(ON)-OFF-(ON)	Hydraulic gangplanks, windlasses, flaps	4
14.298.06	Unipolar	ON-OFF-(ON)	Bilge pumps (automatic/manual)	4
14.298.07*	Unipolar	ON¹ - OFF - ON¹⁺²	ON¹ = circuit 1 ON¹⁺² = circuit 1+2 Navigation lights for vessels up to 12 m: ON¹ = white 360° ON¹⁺² = white 360°+red/green 112.5°	3

(ON) means with spring return.
**No LEDs*



Rocker switches with backlit icons for Marina R II switches

Additional warning light that lights up when connected. **Semi-rigid anti-slip** surface, polycarbonate coated in black polyurethane.

Description	Rigid polycarbonate surface	Semi-rigid polycarbonate anti-skid surface covered with black polyurethane
01 - Navigation lights	**14.299.40**	**14.299.01**
02 - Mooring lights	**14.299.41**	**14.299.02**
03 - Horn	**14.299.42**	**14.299.03**
04 - Flap	**14.299.43**	**14.299.04**
05 - Extractor fan	**14.299.44**	**14.299.05**
06 - Windscreen wiper	**14.299.45**	**14.299.06**
07 - Bilge pump	**14.299.46**	**14.299.07**
08 - Autoclave	**14.299.47**	**14.299.08**
09 - Neutral, no symbols	**14.299.48**	**14.299.09**
10 - Bilge pump "2"	**14.299.49**	**14.299.10**
11 - Panel lights	**14.299.50**	**14.299.11**
12 - Stereo	**14.299.51**	**14.299.12**
13 - Cockpit lights, cabin lights	**14.299.52**	**14.299.13**
14 - Windlass anchor control	**14.299.53**	**14.299.14**
15 - Hatch opening	**14.299.54**	**14.299.15**
16 - Battery parallel	**14.299.55**	**14.299.16**
17 - Fridge	**14.299.56**	**14.299.17**
18 - High beam light	**14.299.57**	**14.299.18**
25 - Cabin lights	**14.299.65**	**14.299.25**
29 - Gangplank lights	**14.299.69**	**14.299.29**
30 - Deck courtesy lights	**14.299.70**	**14.299.30**

Rocker switches are not compatible with switches of Marina R Series sold until February 2021.

Marina TOP watertight double LED toggle switches

Waterproof IP56, require a rectangular hole for installation measuring 21.5x36.8 mm. Max capacity 20 A/12 V and 10 A/24 V. Complete with dual LED, one illuminates the user symbol **always on** and one indicates the switch activation.

Switch 12/24 V	Version	Type	Use	Terminals
14.212.01	Without bascula	ON - OFF	Any	3
14.212.02	Without bascula	(ON) - OFF	Horn, WC control, etc.	3
14.212.04	Without bascula	ON - OFF - ON	2 separate circuits, navigation lights, bilge pumps, etc.	4
14.212.05	Without bascula	(ON) - OFF - (ON)	Hydraulic gangways, flaps, electric ladders and tops, winch	4
14.212.06	Without bascula	(ON) - OFF - ON	(Automatic/manual) bilge pumps	4
14.212.03	Without bascula	(ON) - OFF - (ON)	Hydraulic gangways, flaps, electric tops, winch	7 bipolar
14.212.07	Without bascula	ON¹ - OFF - ON¹⁺²	ON¹ = circuit 1 ON¹⁺² = circuit 1+2 Navigation lights for vessels up to 12 m: ON¹ = white 360° ON¹⁺² = white 360°+red/green 112.5°	7 bipolar

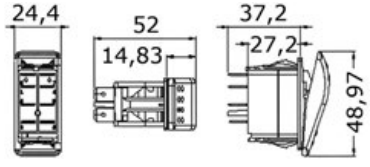

Bezel for plastic switches

Plastic bezels suitable for making single panels for switches 14.296../14.198../14.298..

Code	Description
14.197.21	Central insert
14.197.22	Frame for just one switch
14.197.23	Locking frame plug
14.197.31	terminal insert right/left

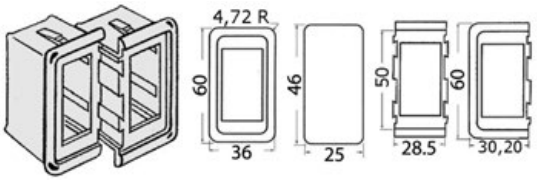

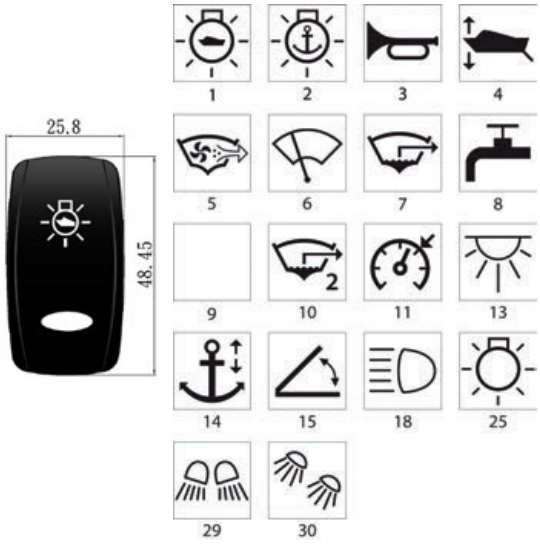

Laser-cut symbols. OVAL toggles for Marina TOP switches with symbol lights

With additional light when the switch is on.

Code	Description
14.213.21	01 - Navigation lights
14.213.22	02 - Mooring lights
14.213.23	03 - Horn
14.213.24	04 - Flap
14.213.25	05 - Extractor fan
14.213.26	06 - Windscreen wiper
14.213.27	07 - Bilge pump
14.213.28	08 - Autoclave
14.213.29	09 - Neutral, no symbols
14.213.30	10 - Bilge pump "2"
14.213.31	11 - Panel lights
14.213.33	13 - Cockpit/cabin lights
14.213.34	14 - Anchor winch control
14.213.35	15 - Port opening
14.213.38	18 - Light
14.213.45	25 - Cabin lights
14.213.49	29 - Gangplank/underwater/cross-tree lights
14.213.50	30 - Deck/courtesy lights

FLAT stainless steel switch

PATENTED **20 A**

AISI 316 stainless steel housing made with CNC. **Capacity 20 A** at 12 V.
Waterproof IP67 (temporary immersion). LED light crown. Lifespan 20,000 cycles.
A scheme wiring: LED light crown always on.
B scheme wiring: LED light crown switched when in ON position.

White LED	Red LED	Blue LED	Function	V	A
14.215.01	**14.215.02**	**14.215.03**	ON-OFF	12	20
14.215.05	**14.215.06**	**14.215.07**	(ON)-OFF (momentary)	12	20
14.215.09	**14.215.10**	**14.215.11**	ON-OFF	24	10
14.215.13	**14.215.14**	**14.215.15**	(ON)-OFF (momentary)	24	10

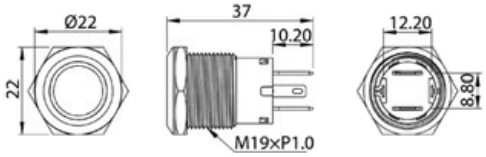

Preassembled wiring kit for FLAT switches

Code **14.215.20**
Ideal for fast installation and repairs of 20A switches.
Jumper cable for PUSH ON or ALWAYS ON configuration of the LED.
It makes 12V switches compatible with 24V voltage.
The kit comes with 15-cm long cables.

Set of 40 assorted marine stickers for anti-vandal flat switches type 14.215.xx

Code **14.215.25**
Backlit labels for vandal-proof switches, set of 40 pieces.
Material of the membrane is scratch-resistant and waterproof.
Rear printing for better durability.



14.938.05/06/07 14.938.01/02

CARLING SWITCH toggle switch

High tension **thermosetting** body, **silver plated** contacts, **nickel plated brass** lever and sleeve.
Capacity of 15 Amp; very sturdy and functional model; best product available on the market;
"Faston" terminals, pin size 12x10 mm; can be connected to 2 separate circuits.

Code	Type	Capacity	Recommended	Terminals	Rubber cap with brass washer OPTIONAL
14.938.01	ON-OFF	15 A	-	2	**14.938.03**
14.938.02	ON-OFF-ON	15 A	-	3	**14.938.03**
14.938.05	(ON)-OFF-(ON)	15 A	hydraulic flaps, electro-controlled spot lights, trims, lifts, etc.	3	**14.938.03**
14.938.06	(ON)-OFF-ON	15 A	bilge pumps in automatic-manual mode	3	**14.938.03**
14.938.07	(ON)-OFF	15 A	electric lifts, horns, flashing lights, etc.	2	**14.938.03**

Toggle switch, lighted model

Watertight through its clear silicon cap, which enables light to pass through the lever; fitted with back faston couplings.

Code	Function	Capacity A
14.303.36	ON/OFF/ON 3 terminals (for all services)	15
14.303.37	ON/OFF/ON with spring return to center (suitable for horns, flaps, winches, anchors etc.)	15

Toggle switch

Code	Type	Neck Ø mm	A	Terminals	Rubber cap with brass washer OPTIONAL	€ PACKAGE
14.925.01	ON-OFF	12	15	2	**14.925.03**	10
14.925.02	ON-OFF-ON	12	15	3	**14.925.03**	10
14.925.05	(ON)-OFF-(ON)	12	15	3	**14.925.03**	10
14.925.06	(ON)-OFF-(ON)	12	15	6 (2 poles)	**14.925.03**	10

(ON) with spring return.

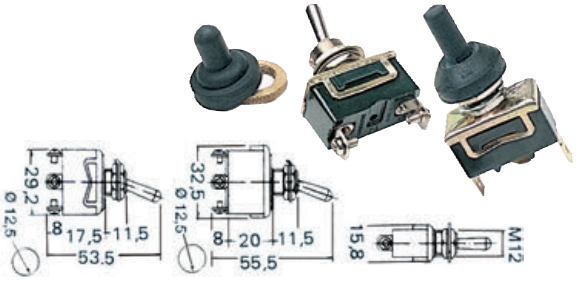

Self-adhesive plate

Made of **aluminium**, fitted with silk-screen indelible print, rust-proof; suitable for switch types: 14.917/918/938/925.xx.

Code	Version	Bore Ø mm
14.916.01	Nav-Light	12.5
14.916.02	Cabin Light	12.5
14.916.03	Search Light	12.5
14.916.04	Blower	12.5
14.916.05	Anchor Light	12.5
14.916.06	Bilge Pump	12.5
14.916.07	Water Pump	12.5
14.916.08	Panel Light	12.5
14.916.09	Refrigerator	12.5

Code	Version	Bore Ø mm
14.916.10	Wiper	12.5
14.916.11	Radio	12.5
14.916.12	Horn	12.5
14.916.13	Parallel Battery	12.5
14.916.14	Flap Up	12.5
14.916.15	Flap Down	12.5
14.916.16	Compass.Light	12.5
14.916.17	Windlass UP-Down	12.5



Automatic fuse with thermal protection

Fitted with clear silicone watertight cap.

Code	A	Hole to be drilled in the panel mm	Casing mm
14.733.05	5	12	31x14.6x35
14.733.10	10	12	31x14.6x35
14.733.15	15	12	31x14.6x35
14.733.20	20	12	31x14.6x35
14.733.30	30	12	31x14.6x35
14.733.40	40	12	31x14.6x35

Pull switch

Made of **chromed brass**; silver plated contacts, long neck, **chromed brass** knot (no chromed plastic).

Code	Version	Neck mm
14.918.01	normal	9.5x32
14.918.02	Water-tight case	9.5x32



Utility switch

Features: a) **marine brass** body - b) **silver plated** contacts - c) **bronze** internal spring - d) long collar (10x32mm Ø pin) for no matter what application - e) chromed knob with symbols.

Code	Version
14.917.00	Switch without knob
14.917.01	1 - Navigation lights
14.917.02	2 - Mast head light
14.917.03	3 - Gas aspirator
14.917.04	4 - Windshield wipers

Code	Version
14.917.05	5 - Panel light
14.917.06	6 - High beam light
14.917.08	8 - Bilge pump
14.917.09	9 - Neutral



3-position switch with chromed brass plate

Code	Version	Max load A	Neck mm
14.918.05	with two separate circuits	25	9.5x32
14.918.06	with two circuits	25	9.5x32

ON-OFF LED switch with light indicator

Made of **chromed brass**, **silver plated** contacts. Same design as switches 14.918.01/2//5/6.
Built-in warning light on the knob.

Code	Indicator light	Neck mm	V
14.955.01	Red	11.5x24	12
14.955.02	green	11.5x24	12

Culver push button

Chromed brass push buttons, fitted with **silver plated** contacts, guaranteed function.

Code	Version	Neck mm
14.918.03	normal	15x25
14.918.04	Water-tight case	15x25

Push button

Made of nylon with chromed brass ring and nut. Fitted with brass contacts and 100% watertight rubber protective cap.
Neck 15 x 28 mm.

Code	Colour
14.910.00NE	Black
14.910.00RO	red

Thermal toggle switch, resettable model

Fitted with lighted toggle, designed to light electrical panels.

Code	V	A	Panel drilling mm	Frame mm
14.732.05	12	5	28x13.5	32.25x16.07
14.732.10	12	10	28x13.5	32.25x16.07
14.732.15	12	15	28x13.5	32.25x16.07

AIRPAX/SENSATA toggle handle hydraulic magnetic circuit breaker with rechargeable automatic fuse

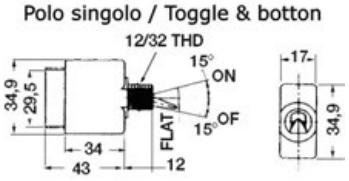

No need of fuses. Designed to stand overloads of up to 50% for a few seconds. They immediately disconnect in case of short circuit and cannot be reactivated until the problem is solved. **Very compact**, similar to traditional circuit breakers.

Code	Body	A	Insertions	Neck Ø mm	Rubber cap	⟷ mm
14.738.05	Poly-carbonate Black	5	Faston	12.7	**14.738.00**	17x34.9 (front), depth 34
14.738.10	Poly-carbonate Black	10	Faston	12.7	**14.738.00**	17x34.9 (front), depth 34
14.738.15	Poly-carbonate Black	15	Faston	12.7	**14.738.00**	17x34.9 (front), depth 34
14.738.20	Poly-carbonate Black	20	Faston	12.7	**14.738.00**	17x34.9 (front), depth 34

Watertight cover made of rubber for tumbler switches

Code	Description	ORDER BY BOX
14.738.00	Equipped with brass ring. Couple to 14.738.05/10/15/20	10



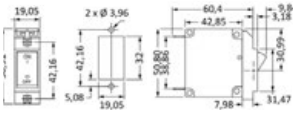

AIRPAX/SENSATA toggle handle hydraulic magnetic circuit breaker with rechargeable automatic fuse

Designed on purpose for the marine environment. In case of heavy overload (i.e.: short circuits), the circuit breaker disconnects instantaneously; for overloads up to 50% it maintains the contact for few seconds so, in case it is due to a chance event, it has time to return within the limits without interrupting the power supply. In case of short circuit, the switch cannot be reactivated until the problem is solved.
- **Toggle handle circuit breaker** - Toggle actuator, IAG series, universal 12/220 V, front recess in the panel, 16-mm Ø.
- Flat flush toggle circuit breaker for horizontal or vertical mounting - Flat actuator with flush toggle, coloured light indicator for OFF position. IEGB series, universal 12/220 V, front recess in the panel 32x19-mm.

Switch with protruding lever	Flush lever switch		Universal supply	Capacity A
	Horizontal mounting	vertical mounting		
14.736.05	**14.740.05**	**14.739.05**	DC/AC 12/220 V	5
14.736.10	**14.740.10**	**14.739.10**	DC/AC 12/220 V	10
14.736.15	**14.740.15**	**14.739.15**	DC/AC 12/220 V	15
14.736.20	**14.740.20**	**14.739.20**	DC/AC 12/220 V	20
14.736.50	**14.740.50**	**14.739.50**	DC/AC 12/220 V	50

AIRPAX / SENSATA hydraulic/magnetic circuit breaker, 2 poles, AC

For 80V onboard applications.

Code	Power supply	Capacity A	Black frontpanel in mm	Fixing with	Depth mm
14.734.05	DC MAX 80 V	5	19x51	2 screws	41
14.734.10	DC MAX 80 V	10	19x51	2 screws	41
14.734.20	DC MAX 80 V	20	19x51	2 screws	41
14.734.25	DC MAX 80 V	25	19x51	2 screws	41
14.734.30	DC MAX 80 V	30	19x51	2 screws	41

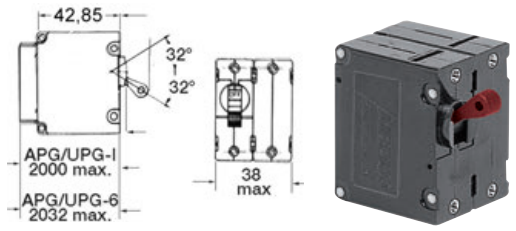

Circuit breaker

Easy-to-install safety magnetic circuit breaker. It stops the current flow when the two parts come into contact. It opens the circuit at a15-mm distance.
Ideal for wet bars with electric cooking ranges, hydraulic / electric gangplanks, end-of-stroke devices for electric tables.

Code	Mounting	Fixing	Version	Material	⟷ mm	A
14.390.01	recess	Sticker	Round	ABS	Ø19 x 23	0.5
14.390.02	Outside	screws	Rectangular	Zinc alloy	31x14x7.5	0.5

◢ 14.390.01



◢ 14.390.02

Automatic safety shutoffs

Kill cords

With pull-out lace and snap hook.

Code	For engines
14.203.01	Tohatsu
14.203.02	Johnson / Evinrude 3-arm fork version (until 1995)
14.203.03	Johnson / Evinrude standard fork version (after 1995)
14.203.04	OMC/Honda (old version)
14.203.05	Yamaha (up to 2014; 9-mm Ø)
14.203.09	Yamaha (since 2015; 13.9-mm Ø)
14.203.06	Mercury/Mariner
14.203.07	Suzuki/ Johnson 4 strokes
14.203.08	New Honda

Safety key kit for outboard engines

Fitted with extensible lace, snap-hook and 11 keys.

Code	Engines
14.203.10	Johnson / Evinrude (old and new model) / Yamaha / Honda (old and new model) / Mercury / Suzuki (old and new model) / Tohatsu (2 and 4 strokes), Kawasaki

Ignition safety cut-off device (complying with regulations)

Made of chromed brass, fitted with front and back watertight cover.

Code	Use
14.919.03	Take off red cap to close circuit
14.919.04	take off grey cap to open circuit

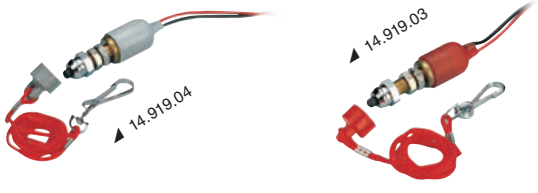

Ignition safety cut-off device (complying with regulations)

Fitted with slip-off clip system, **universal** size, it can **open and close** the circuit depending on the terminals that are connected.

Code	Description	Spare key
14.204.92	Fitted with safety key and float	**14.204.94**
14.204.96	Complete disconnect with safety key	**14.204.98** also adaptable to Selva, Johnson, Evinrude, Honda

Safety switch - it cuts off the current

IP65 Built-in mounting on the dashboard or near the control boxes. Manual or automatic activation in case the pilot falls overboard.

Code	Description	Model	⟷ mm
14.204.90	Safety switch	Universal	70x50

FELL MARINE

FELL MARINE MOB wireless engine cut-off switch

An effective safety system that automatically shuts off the engine as soon as the xFOB transmitter gets submersed in at least 10 cm water or out of the xHUB receiver wireless range (12 m).

With the MOB basepack you get an xHUB receiver to mount in your boat and an xFOB portable transmitter for the boater.

You can also add 3 additional xFOB to your system (total of 4) if you have several users on your boat (kids, pets).
Click the button on your xFOB and the engine can be started.
If the xFOB is flat or out of the MOB wireless range, the engine can be started via the xHUB. **6 seconds after the MOB activation, the engine can be started again.** If the xHUB isn't connected to an engine, it will anyway give a sound signal should a fall over board occur.

Wear your xFOB with the following accessories:
- xBAND silicone wristband.
- xTAG complete kit for carrying the xFOB on your belt or on your lifevest.
- xTAG band for carrying the xFOB around your neck.

Universal installation on all engine brands. 12/24V compatibility. The xFOB CR2032 battery has up to 300 hours battery life when connected and can be easily replaced.

◢ 14.968.02

MOB+ WIRELESS KILL SWITCH

◢ Video

Code	Description
14.968.02	MOB basepack (grey xHUB + xFOB)
14.969.01	xFOB with battery
14.969.10	Red silicone xBAND
14.969.11	Black silicone xBAND
14.969.12	Yellow silicone xBAND
14.969.31	xTAG, 1 clip-on + red wristband

◢ 14.968.02 Receiver on boat

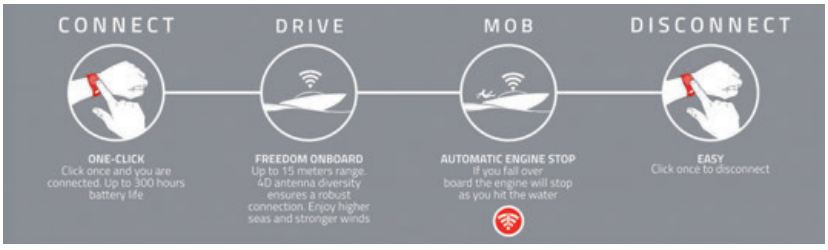

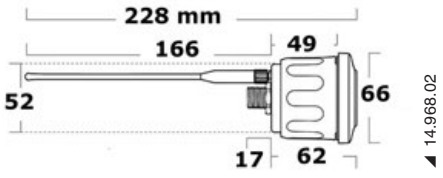

◢ 14.968.02

◢ 14.969.10

◢ 14.969.31

◢ 14.969.31

◢ 14.969.12/11/10

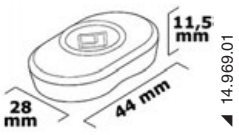

◢ 14.969.01

◢ 14.969.01

◢ 14.969.01 Personal Transmitter

Model ELITE electrical control panels

Backlit carbon fibre panels for flat switches

Elegant panels in carbon fiber and stainless steel 316 with 20A stainless steel push-button switches
Carefully designed with hidden polished bezel, backlit labels on the button and 3D carbon fiber panel finish.
40 assorted adhesive labels are included.
IP66 protection against powerful water jets from all directions.
Waterproof seal included.

Code	V	LED colour	Number of switches	Total A per 2 switches	⟷ outside mm	Cutout panel mm
14.850.10	12	red	5 (ON-OFF) + 1 (ON MOMENTARY)	25	64x169	32x150
14.850.11	12	blue	5 (ON-OFF) + 1 (ON MOMENTARY)	25	64x169	32x150

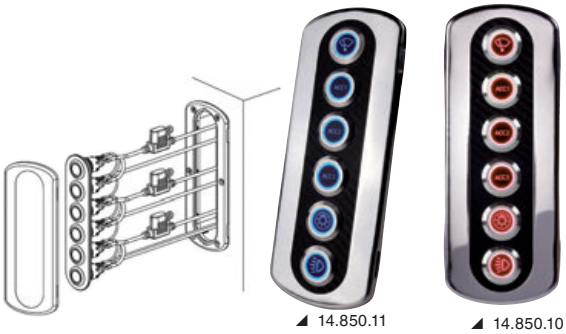

Vertical electric control panel

Switches with rubber cap and 6x32mm glass fuse holder. **Grey aluminium** panel. IP56 protection degree. ON-OFF switches except the first (ON-OFF-ON) and the last (ON-OFF) with spring return for horn.

Code	Number of switches	⟷ mm
14.801.00	3	90x70
14.701.00	6	170x70
14.703.00	5 + socket/lighter plug	170x70

Horizonatl electric panel

Protection level IP56. The first switch has 3 positions (ON-OFF-ON) with 2 separated circuits, the last has momentary ON position for horn. 15-A ensured load fitted with rubber cap and glass fuse holder size 6x32mm. **Grey anodized aluminium** panel.

Code	Colour	N. Waterproof switches	⟷ mm
14.707.00	grey	4	140x80 horizontal

Elite electric control panel

ON-OFF switches except the first (ON-OFF-ON) and the last (ON-OFF) with spring return for horn. IP56 protection degree.
Light toggle switches. **Resettable** automatic fuses.
Aluminium panel coated with epoxy resins.

Code	Number of switches	Resettable fuses	⟷ mm
14.800.00	3	2 - 10A 1 - 15A	90x90
14.700.00	6	1 - 5A; 3 - 10A 2 - 15A	170x90
14.705.00	5 + 1 power outlet/lighter plug	3 - 10A 2 -15A	170x90



Nylon control panel

With illuminated rocker switch. Watertight, injection moulded, black colour.

Code	Version	Number of switches	Maximum Amp Load	Included	Glass fuses in mm	⟷ mm
14.103.31	Vertical	6	10 each	-	6x32	165x114
14.103.32	Horizontal	6	10 each	-	6x32	114x165
14.103.34	Vertical	4	10 each	-	6x32	127x114
14.103.35	Vertical	3 +	10 each	1 horn button + 1 voltmeter	6x32	127x114
14.103.38	Vertical	6	10 each	10 Amp automatic fuses	-	165x114



◢ 14.104.01/02/03/04

◢ 14.104.05

◢ 14.104.08/09

Wave Design electric control panel with rocker switches and LED on/off indicating lights

IP54

Made of black plastic, equipped with toggle switches and resettable thermal automatic fuses. Equipped with sticking labels to identify the different uses.

Code	Number of switches	Fuses provided	⟷ mm
14.104.01	4	4Ax1 + 6Ax1 + 8Ax1 + 10Ax1	110x100
14.104.02	6	5Ax2 + 10Ax2 + 15Ax2	160x100
14.104.03	8	4Ax1 + 5Ax2 + 6Ax2 + 8Ax2 + 10Ax1	210x100
14.104.04	3 + 1 lighter plug	4Ax1 + 6Ax1 + 8Ax1 (power outlet)	125x100
14.104.05	3 + 12 V voltmeter	4Ax1 + 6Ax1 + 8Ax1	110x100
14.104.06	5+1 lighter plug	5Ax2+10Ax2+15Ax2	180x107
14.104.07	5 + 12 V voltmeter	5Ax1+10Ax2+15Ax2	160x107
14.104.08	3/30 V voltmeter + lighter plug. Kit compatible with any panel series 14.104.01/02/03/04/05	-	54x100
14.104.09	3/30 V voltmeter + dual USB plug. Kit compatible with any panel series 14.104.01/02/03/04/05	-	54x100

◢ 14.104.01

◢ 14.104.02

◢ 14.104.03

◢ 14.104.04

◢ 14.104.08

◢ 14.104.05

◢ 14.104.09

◢ 14.104.06

◢ 14.104.07

◢ 14.850.06

◢ 14.850.05

◢ 14.850.04

Electrical panels with automatic fuses and double LED.

IP65

Body made of dark grey polycarbonate. Steady green LED lights up the labels indicating the different functions. Red LED switches on when in ON position. Hidden mounting screws. First ON-OFF-ON switch with 2 separate circuits and ON-OFF return switch for models 14.850.05/06.

Code	V	Number of switches	Automatic fuses	Total max amperes	⟷ mm
14.850.06	12	6	3x10A + 3x5A	37	165x115
14.850.05	12	5 + (watertight) USB	2x10A + 3x5A	37	165x115
14.850.04	12	4	2x10A + 2x5A	37	124x115

OSCULATI

◢ 14.845.06


◢ Tables

Electric control panel made of aluminium and fitted with grey polycarbonate front panel

Equipped with watertight **rocker switches**, with built-in ON **pilot light**. The first switch has 3 positions ON-OFF-ON with two separate circuits, the last one is a spring switch for the horn. Supplied with automatic watertight fuses (14.845.06: 3 x 10 A, 2 x 15 A, 1 x 20 A; 14.855.07: 4 x 10 A, 2 x 15 A, 1 x 20 A). Protection level IP56. Includes polycarbonate self-adhesive labels, for various functions, in Italian, English and German.

Code	Version	Number of switches	Number of Circuits	⟷ mm
14.845.06	Vertical	6	7	171x135
14.855.07	Horizontal	7	8	207x124

◢ 14.855.07

◢ 14.860.04

◢ 14.860.08

◢ 14.860.06

PCP Compact electrical panel with circuit breaker and LED

IP66

Black polycarbonate cabinet. Toggle switches with built-in enabling LED. Equipped with resettable automatic circuit breakers. Utilities with **RED LED** backlit writings when out of service and **GREEN LED** when activated.

Code	Number of switches	Switch type	Circuit breaker power	⟷ mm
14.860.04	4	3 x ON-OFF; 1 x (ON)-OFF	1x5A; 2x10A; 1x15A	131x100
14.860.06	6	5 x ON-OFF; 1 x (ON)-OFF	2x5A, 2x10A; 2x15A	183x100
14.860.08	8	7 x ON-OFF; 1 x (ON)-OFF	2x5A; 4x10A; 2x15A	235x100

Electric control panel with flush rocker switches

OSCULATI

Including switches model 14.196.01 fitted with LEDs which light up in ON position, and resettable **automatic** thermal breakers.
IP65. PCB electronic board **illuminates** the function signs.

Code	Finish	Number of switches	Fuse holder	⟷ mm
14.843.03*	Polished graphite	3	1x5 + 1x10 + 1x15	124x115
14.843.05	Polished graphite	5	2x3 + 1x6 + 1x8 + 1x10	165x115
14.843.09**	Polished graphite	8 + 1 socket / lighter plug	2x5 + 5x10 + 2x15	282x115
14.844.05	Mahogany coated	5	2x5 + 2x10 + 1x15	165x115
14.844.09**	Mahogany coated	8 + 1 socket / lighter plug	2x5 + 5x10 + 2x15	280x115

* *First switch ON-OFF-ON with 2 separate circuits*
** *A spring switch for horn*

◢ 14.843.05

◢ 14.844.09

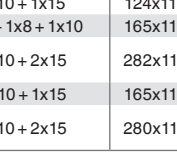
◢ 14.843.03

◢ 14.844.05

◢ 14.843.09

Additional modules for panels

To be aligned with panels 14.860.04/14.860.06 or to be **used independently**.

Code	⟷ mm	Function
14.861.01	60 x 100	Power socket
14.861.03	60 x 100	Lighter plug
14.861.04	60 x 100	12/24V digital voltmeter
14.861.05	60 x 100	Double digital voltmeter batt1/batt2
14.861.06	60 x 100	Manual/automatic bilge pump switch
14.861.12	60 x 100	Double USB A+C (2.1+1.0 A)

Additional modules for PCP Compact panels fit with circuit breaker + LED

◢ 14.861.01

◢ 14.861.12

◢ 14.861.03

◢ 14.861.04

◢ 14.860.06+14.861.01

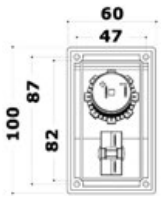

◢ 14.861.01/03/04/12

◢ 14.861.05

◢ 14.861.06

Ultra-thin touch-control electric panel including panel + USB cable + Control Box

Unit including:
- Ultra-thin backlit diaphragm **control panel** with touch switches and LED warning light on each single active function. **IP67**.
It comes with 60 stickers showing several symbols to be applied on the switches.
Switches can be **reset** from ON-OFF to (ON)-OFF.
- 1-m long standard Micro-USB **cable to connect** panel to Control Box. It can be replaced by any Micro-USB cable.
- **Control Box** fitted with 10A **auto-resettable** fuses.



Code	V	Number of switches	Per switch	A max total	Panel mm	Control box mm
14.690.07	12	6	10 @ 12 V	35	91x75	136x90x32
14.690.10	12/24	10	10 @ 12 V	60	130x75	214x95x29



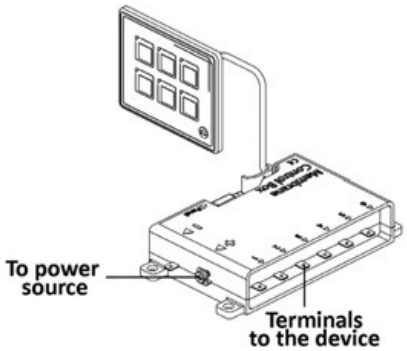

◢ 14.691.04

◢ 14.691.06

◢ 14.691.04/06

◢ 14.691.06



◢ 14.691.90

◢ 14.691.30

New **Settable electric touch panel with CAN-BUS controller**

MODULAR **BACKLIGHT** **AUTOMATIC FUSE**

Modular touch glass panel with backlit symbols. It comes with a 48-stickers card to be applied under the glass showing the panel functions.
Leaves the surface smooth and the effect of a printed panel.

Every switch can be set in 3 different modes:

- Traditional ON-OFF: press a key to activate/deactivate the relating function.
E.g.: COCKPIT LIGHTS

- Temporary (ON)-OFF: this function is active only while the key is pressed.
Ex. 1: switch – HORN
Ex. 2: switches – WINDLASS UP/DOWN

- ALTERNATE ON-OFF: two keys can be set to activate a function and deactivate another one and vice versa.
E.g.: BILGE PUMP IN MANUAL/AUTOMATIC MODE

The keys are backlit in yellow when in standard mode, in blue when the function is active and in red in case of short circuit.
The panels are designed to be modular: if placed side by side in vertical and/or horizontal position, they look like a single built-in panel with 4, 6, 8 (4 + 4), 10 (6+4), 12 (6 + 6) switches and so on.
The connection between the control unit and the panel is pre-wired with a quick connector. Cable length 1.5m with the option to add an extension of an additional 1.5m.

The MOSFET module is a protection against overloads and voltage inversions. The CAN-BUS is fitted with 4 or 6 thermal fuses that activate in case of short circuit (function key lit in red).
The fuse can be reset automatically once the short circuit has been solved and the key is then lit in yellow

CE certified panels, protection rating IP67.

Code	N switches	Circuit breaker power	V	⟷ panel mm	Ø installation hole mm	⟷ Control unit mm	Extension cable 1.5 m
14.691.04	4	1x5A; 2x10A; 1x15A	12/24	62x62x10	16	100.5x152	**14.691.90**
14.691.05	4	2x10A; 2x20A	12/24	62x62x10	16	100.5x152	**14.691.90**
14.691.06	6	2x5A; 2x10A; 2x15A	12/24	93x62x10	16	100.5x152	**14.691.90**

14.691.30 *Card with 48 extra stickers.*

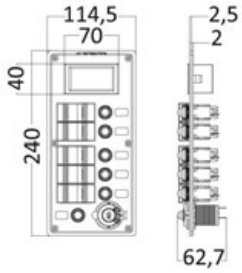

Electrical panel PCAL series with 9/32V digital voltmeter

IP66 Aluminium frame with black epoxy resin coating. Toggle switch with built-in activation LED. Watertight plug. Automatic resettable circuit breaker.

Code	Switch	Circuit breaker power	⟷ mm
14.863.05	1st = 3 positions for circuits (navigation lights) ON1 + ON2 + OFF; 2nd/3rd/4th = ON-OFF; 5th = temporary ON-OFF (horns)	1x5A; 3x10A; 1x15A; 1x15A (socket)	240x115

◢ 14.100.02

◢ 14.100.05

Panel with tester for 2 batteries and activation switch

Code	Indicator	Switch	Panel	⟷ mm
14.100.02	Analogic	Light toggle	Black anodized aluminium	64x83
14.100.05	Digital	IP56 dual LED toggle	Technopolymer	75x60

Digital voltmeter display

Digital touchscreen to control 2 x 12V batteries.

Code	Frame	⟷ mm
14.659.10	dark grey	60 x 60

Watertight electric control panel

Fitted with rubber caps. Equipped with voltmeter and battery isolator 14.385.00. Supplied with **led light check panel**. The fuses are separated on each switch. Watertight fuse holder. It requires standard glass fuses.

Code	Number of switches	Switches from A	Fuses in mm	⟷ mm
14.708.00	10	15	6x32	270x160

Watertight electric control panel with circuit breakers

Fitted with rubber caps. Equipped with voltmeter and battery isolator 14.385.00. Supplied with **LED light check panel**. The fuses are separated on each switch. Watertight fuse holder requiring standard glass fuses. Fitted with Airpax fully **automatic** circuit breakers 14.736.10/20.

Code	Number of switches	Switches from A	⟷ mm
14.709.00	10	15	270x160

Electric control panel with 14 switches

Equipped with voltmeter and ammeter, and battery isolator 14.385.00. Equipped with extra bright **LED light check-panel**. The LEDs lights up when a switch is activated.

Code	Cabinet design a	Switch	Fuses in mm	⟷ mm
14.808.01*	sail yacht	15 A	6x30	327x285
14.809.00	Motor	automatic thermo-magnetic "Airpax" 14.736.05; 14.736.10; 14.736.15; 14.736.20	-	327x285
14.809.01	sail yacht	automatic thermo-magnetic "Airpax" 14.736.05; 14.736.10; 14.736.15; 14.736.20	-	327x285

* *Fitted with watertight switch, coated with rubber and standard glass fuses.*

◢ 14.809.00

◢ 14.808.01

◢ 14.809.01

AC power control panel, 220 V

Fitted with Airpax resettable automatic circuit breakers (1 x 5A, 3 x 5A, 1 x 15A) + switch LED lights + 30 m A and 25 A bipolar life saver switch + "power indicator" LED light + "polarity inversion" LED light + 0/300 V voltmeter.

Code	Number of magnetothermal switches	⟷ outside mm	Compatible with the panel
14.810.22	5	140x285	14.809.00; 14.809.01

New Electrical panel 16A

16A **IP65**

Code **14.737.16**

Panel for electrical distribution, 16 A – 230 V.
Compact white ABS box with IP65 waterproof door, equipped with a life saver, circuit breaker and a 3G cable 3 meters long.
Schuko socket with cap on boat side.
Easily installed in any positions below deck.

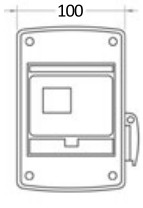

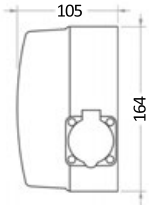

Ignition keys and accessories for instrument panel

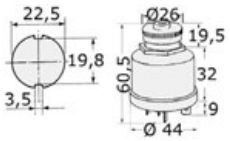

Watertight ignition key IP65

Fitted with removable key, which **activates selected systems** such as the bilge pump, water level or petrol level without powering the whole boat. Watertight seal by means of a cap on the key hole. The additional function **cannot be activated by error** as the key must be turned to the left and pushed in. Universal model for petrol or diesel engines, fitted with **nylon** body, **stainless steel, nylon and rubber** cap.

Code	Positions	A	Only watertight key cap
14.135.00	0 (removable key) + 1 (contact) 2 (start with spring return) + Additional function to the left of 0	30	**14.135.01**

Watertight cap for key

Code	Only watertight key cap	Can be applied to keys
14.135.01	**14.135.00**	14.918.31/33 and all Ø 22.5 mm neck keys



Watertight ignition key

Watertight due to its **rubber** key-protection cap.

Code	Version	Rubber cap	A	Rear contacts	Positions
14.918.30	brass	no	15	5	3 (see schematic C)
14.918.31	brass	Yes	15	3	3 (see layout A)
14.918.32	brass	Yes	15	4	4 (see layout B)
14.918.33	Black Nylon	Yes	10	3	3 (see layout A)

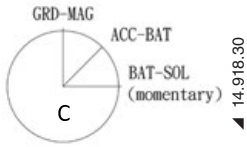

14.918.30

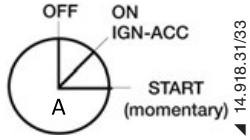

14.918.31/33

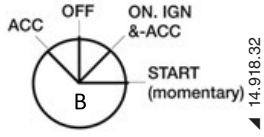

14.918.32



Ignition solenoid

High-quality material, sturdy and efficient.

Code	Body	V	Terminal insulated	Ø mm
14.918.34	bakelite	12	1	54
14.918.35	bakelite	12	2	54

LED light for instrument panel

Made of **watertight chromed brass**.

Code	V	Colour	Threaded body Ø mm
14.185.01	12/24	red	18
14.185.02	12/24	green	18

Battery boxes

OSCULATI

Battery box, watertight with ventilation

Made in accordance with ISO 10133 standards, equipped with mounting system.

Code	Manufactured in	For batteries max A·h	⟷ mm		PACKAGE
			internal	external	
14.545.00	Grey/blue moplen	100	360x185x220 h	420x245x270 h	6

Battery box

With fastening strap and buckle

Code	Manufactured in	For batteries max A·h	⟷ internal mm	⟷ external mm	Tape secures spare battery	Tape length cm	€ PACKAGE
14.546.00	Black moplen	95	265x175x-205h	360x240x270h	**14.546.03**	95	10
14.546.01	White / red moplen	100	320x177x190h	370x210x250h	**14.546.03**	100	10
14.546.02*	White / yellow moplen	120	384x177x205 --> 235	440x240x260 --> 290	**14.546.04**	120	10

* *Equipped with separation diaphragm to house smaller batteries. Moreover, the cover it is supplied with can be heightened by 30mm by means of 4 shims in order to house 235-mm high instead of 190-mm high 120A batteries.*

◢ 14.546.04

◢ 14.546.03

◢ 14.546.02

OSCULATI

◢ 14.546.00

◢ 14.546.01

◢ 14.546.02

◢ 14.546.02

Battery box up to 200 A·h

Fitted with cover, designed to hold high-capacity batteries, from 120 A·h to 220 A·h (similar to Osculati products 12.408.01/03/04). In compliance with DIN standards for **any brand**.

Code	For	Manufactured in	Base mm	Height mm	⟷ mm internal	⟷ mm external
14.544.01	1 battery	Polyethylene	300x600	320	537x237x280 h	605x305x300
14.544.02	2 batteries	Polyethylene	520x585	320	540x470x275 h	600x535x300

OSCULATI

◢ 14.544.02

◢ 14.544.01

Power Center Deluxe

Fitted with external clamps, battery charge LED indicator and accessories.

Code	Made of	Accessories	For batteries max A·h	⟷ mm internal	⟷ mm external
14.547.02	Polypropy-lene	Watertight power socket with 10A automatic fuse + 2x2.4A watertight dual USB port	105	318x175x257h	421x245x309h

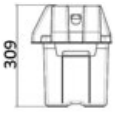

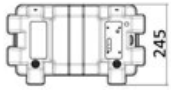

OSCULATI

Double plate designed to fasten batteries or tanks

OSCULATI

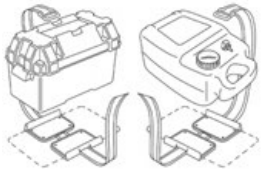

Fitted with 135-cm strap, adjustment buckle, 2 plastic plates, 2 jumpers and 8 A2 7982 3.9x16-mm screws.

Code	Manufactured in	⟷ mm
14.548.00	Plastic	118x105

Battery tray

Anti-skid features, keeps the battery on a firm position and collects any acid leakage.

Code	Made of	Batteries up to A·h	⟷ mm
14.549.01	Black rubber	80	280x177
14.549.02	Black rubber	125	355x177

VICTRON battery chargers and devices

◢ 14.273.20

◢ 14.273.21

◢ 14.273.22

VICTRON Bluesmart IP65 battery charger with Bluetooth connection

IP65

These battery chargers with built-in Bluetooth enable you to set and configure the information of your charger from your smartphone, tablet or computer, using the VictronConnect app.
180-265 V AC power supply, charge level LED indicator.
Seven step smart charge algorithm, ideal for sealed batteries. Suitable for any kind of batteries, Li-ion batteries included. Automatic compensation for high or low temperature. Low power mode to charge smaller batteries. Recovery of fully discharged 'dead' batteries. Automatic power supply function.
LOW system for charging small batteries. Program to recover a fully discharged battery. Automatic feeding function.
Supplied accessories: connection pliers, M8 eyelets.

Code	Type	Output voltage	Max charging current A	Number of outputs	⟷ mm	kg
14.273.06	12/4	14.4	4	1	47x95x190	0.9
14.273.08	12/7	14.4	7	1	47x95x190	0.9
14.273.11	12/10	14.4	10	1	60x105x190	0.9
14.273.16	12/15	14.4	15	1	60x105x190	0.9
14.273.14	12/25	14.4	25	1	75x140x240	0.9
14.273.19	24/13	28.8	13	1	75x140x240	0.9

14.273.20 *6-mm cable with eyelets (motor battery)*
14.273.21 *OPTIONAL standard cigarette lighter plug cable*
14.273.22 *Cable with pliers*

VICTRON Bluesmart IP67 battery charger with Bluetooth connection

IP67

The Victron-connect App connects your smartphone, tablet or computer via Bluetooth to your battery charger for initial configuration and data upload.
Power supply 180-265 VAC. Charging algorithm in 4 stages. BULK - ABSORPTION - FLOAT - STORAGE.
Less ageing and maintenance of the battery when not in use, with the STORAGE MODE system.
Protection against overloads, short circuit, overheating. Efficiency 92% and above, with very low heat dispersion.

Code	Type	Output voltage	Max charging current A	Number of outputs	⟷ mm	kg
14.273.13	12/13	14.4	13	1	85x211x60	1.8
14.273.18	12/17	14.4	17	1	99x219x65	2.4
14.273.26	12/25	14.4	25	1	99x219x65	2.4
14.273.28	24/12	28.8	12	1	99x219x65	2.4

VICTRON Bluesmart IP22 Bluetooth-enabled battery charger

IP22

Use the App Victron-connect to connect this battery charger to your smartphone, tablet or computer via Bluethoot in order to perform the first configuration and see all the charge data.
Power supply: 180/265 VAC 45/65 Hz 250/350VDC.
6-stage charge: TEST - BULK - ABSORPTION - RECONDITION - FLOAT - STORAGE, with LED for charge level control.
Microprocessor control system to adapt the charge type to the battery requirements.
Protection against: short circuit, reverse polarity, overtemperature.
Storage mode to automatically reduce float voltage to 13.2V to minimize gassing and corrosion of the positive plates.
IP22. Suitable for any battery type, Li-ion included.

Code	Type	Output voltage	Max charging current A	Number of outputs	⟷ mm	kg
14.272.10	12/15	14.4	15	1	235x108x65	1.4
14.272.12	12/20	14.4	20	3	235x108x65	1.4
14.272.14	12/20	14.4	20	1	235x108x65	1.4
14.272.15	12/30	14.4	30	3	235x108x65	1.4
14.272.16	12/30	14.4	30	1	235x108x65	1.4
14.272.18	24/16	28.8	16	3	235x108x65	1.4
14.272.17	24/16	28.8	16	1	235x108x65	1.4

VICTRON Phoenix Smart battery charger

IP43

- A Bluetooth-enabled device can be used to monitor, change settings, and to update the charger.
- The 1+1 output configuration provides full rated-power to one outlet, and up to 3 Amps to the second outlet, ideal for maintaining a starter battery.
- The 3-output configuration can provide full power to each outlet.
- Voltage automatic compensation to balance voltage drops in DC cables.
- Adaptive 5-stage charge algorithm: bulk – absorption – recondition – float – storage.
- Calibrated charge depending on whether the vessel is connected to the dock AC supply.
- BatterySafe protects your battery from gassing.
- Storage mode to prevent gassing and corrosion of the plates whenever the battery has been idle for 24 hours.
- Universal power supply 90/265 VAC 90/400 VDC-45/60 Hz.
- Protection against overvoltage, short circuit, overtemperature.
- Also suitable for Li-ion batteries.
- Intelligent charge algorithm (via Bluetooth).
- Remote on/off.
- VE.Direct port.

Code	Type	Output voltage	Max charging current A	Number of outputs	⟷ mm	kg
14.266.11	12/30	14.4	30	3	180x249x100	3.5
14.266.13	12/50	14.4	50	3	180x249x100	3.5
14.266.16	24/16	28.8	16	1+1	180x249x100	3.5
14.266.17	24/16	28.8	16	3	180x249x100	3.5
14.266.18	24/25	28.8	25	1+1	180x249x100	3.5
14.266.19	24/25	28.8	25	3	180x249x100	3.5

14.207.30 *2m-CE-electric cable*

VICTRON Centaur analogic battery chargers

3-stage IUOU charge automatic chargers, independent outlets to charge 3 banks at the same time
Technical data:
- Aluminium casing;
- Universal power supply 90/265VAC - 90/400 VDC - 45/65 Hz;
- Analogous amperemeter;
- Internal temperature sensors, forced ventilation;
- Protections against short circuit, overheating;
- Protections against short circuit, overheating

◢ 14.270.30

◢ 14.270.36

◢ 14.100.06

Code	Type	Output voltage	Max charging current A	Number of outputs	Recommended for batteries A·h	⟷ mm	kg
14.274.02	12/30	14.3	30	3	120/300	355x215x110	3.8
14.274.03	12/40	14.3	40	3	160/400	426x239x135	5
14.274.05	12/60	14.3	60	3	240/600	426x239x135	5
14.274.06	12/80	14.3	80	3	320/800	505x255x130	12
14.274.07	12/100	14.3	100	3	400/1000	505x255x130	12
14.274.09	24/30	28.8	30	3	120/280	426x239x135	5
14.274.10	24/40	28.5	40	3	160/400	505x255x130	12
14.274.11	24/60	28.5	60	3	240/600	505x255x130	12

14.100.06 *BMV-700 Battery monitor*

14.270.30 *Battery alarm panel, a sound or visual alarm warns about too high or too low voltage*

14.270.36 *PHOENIX control panel. It monitors the charge level and ensures the reduction of outlet DC current if the inlet AC power is low. It also enables to modify the battery charge parameters. RJ45 cable required.*

VICTRON PHOENIX microprocessor battery charger

The 'adaptive' control with microprocessor perfectly adapts the charge to the battery requirements (very important function in case of **sealed** batteries). 4-stage charge: bulk-absorption-float storage. The storage function automatically reduces to 13.2V/26.4V the FLOAT function thus minimizing gasification and corrosion of the positive plates.
Technical data: Aluminium frame; Universal supply: 90/265VAC - 90/400 VDC - 45/65 Hz; Control LED lights; Internal temperature sensors; Cable voltage drop compensation; Protections against short circuit, polarity inversion, overvoltage, overheating, high voltage of the battery.

◢ 14.270.30

◢ 14.270.36

◢ 14.100.06

◢ 14.270.47

Code	Type	Output voltage	Max charging current A	Number of outputs	Recommended for batteries A·h	⟷ mm	kg
14.266.01	12/30	14.4	30 + 4	2 + 1*	100/400	350x200x108	3.8
14.266.02	12/50	14.4	50 + 4	2 + 1*	200/800	350x200x108	3.8

* *2 full outlets + 4 A limited outlet dedicated to starting batteries*

14.100.06 *BMV-700 Battery monitor*

14.270.XX *RJ45 cables from 2 to 20 m.*

14.270.30 *Battery alarm panel: audio/visual alarm in case of high/low voltage.*

14.270.36 *PHOENIX control panel. It monitors the charge level and ensures the reduction of outlet DC current if the inlet AC power is low. It also enables to modify the battery charge parameters. RJ45 cable required.*

VICTRON TG microprocessor battery charger

3-stage IUOU charge with microprocessor that perfectly adapts the charge to the battery requirements (very important function in case of sealed batteries). Two isolated outlets, the second (4 A) dedicated to the starting batteries. Battery temperature compensation automatic system (it extends the life of sealed batteries).
Technical Data: aluminium casing, internal temperature sensors + battery temperature sensor, forced ventilation, protection against short circuit, polarity reversal, overheating.

14.267.01/02

14.270.30

14.270.37

14.270.33

14.100.06

Code	Model	Type	V	Frequency (Hz)	V output / input	Max charging current A	Number of outputs	Recommended for batteries A·h	⟷ mm	kg
14.267.01	TG	24/30	120-230	45/65	28.5 / 230VAC	30 + 4	1 + 1	150/300	365 x 250 x 147	5.5
14.267.02	TG	24/50	120-230	45/65	28.5 / 230VAC	50 + 4	1 + 1	250/500	365 x 250 x 147	5.5
14.267.12* New	TG (GMDSS)	24/50	120-230	45/65	28.5 / 230VAC	50 + 4	1 + 1	250/500	485 x 250 x 147	6
14.267.30 New	TG	24/80	230	45/65	28.5 / 230VAC	80 + 4	1 + 1	400/800	365 x 250 x 257	10
14.267.31 New	TG	24/100	230	45/65	28.5 / 230VAC	100 + 4	1 + 1	500/1000	365 x 250 x 257	10

* *Integrated battery control device included.*

14.100.06 *BMV-700 Battery monitor*

14.270.33 *Remote chargeswitch*

14.270.30 *Battery alarm panel: audio/visual alarm in case of high/low voltage.*

14.270.37 *SKYLLA control panel. It monitors the charge level and enables to reduce outlet AC current if the inlet AC power is low.*

VICTRON Skylla-i 24 V microprocessor battery charger

- Synchronised operation for multiple batteries in parallel via CANbus function;
- Battery voltage detection to compensate for voltage losses caused by cable resistance;
- The right amount of charge: variable absorption time.
- BatterySafe mode: preventing damage due to excessive gassing.
- Less maintenance and ageing when the battery is not needed: storage mode;
- Temperature compensation to extend the battery life.
- 185-265 VAC supply.
- Provision for possible Li-ion battery charger (Life 904).

14.267.03/04

14.267.05/06

14.270.47

14.100.06

14.270.38

Code	Model	Type	V output/ input	Max charging current A	Number of outputs	Recommended for batteries A·h	⟷ mm	kg
14.267.03	Skylla-i	24/80	28.8	80	3	400/800	402x250x140	8
14.267.05*	Skylla-i	24/80	28.8	80+4	1+1	400/800	402x250x140	8
14.267.04	Skylla-i	24/100	28.8	100	3	500/1000	402x250x140	8
14.267.06*	Skylla-i	24/100	28.8	100+4	1+1	500/1000	402x250x140	8

* *2 independent outputs: first full charge 80/100 A, second charge 4 A dedicated to starting batteries.*

14.100.06 *BMV-700 Battery monitor*

14.270.XX *RJ45 cables from 2 to 20 m.*

14.270.38 *SKYLLA-I control panel. It monitors the charge level and enables to reduce outlet current if the inlet power is low. Cable RJ45 required.*

VICTRON Skylla IP65 microprocessor charger

IP65

Splash-proof version resistant to splashes. Charges at 3 IUoUo stands with a microprocessor that perfectly adapts the type of charge required by the battery. Three independent outputs for charging multiple batteries together. Automatic temperature compensation system with internal sensors, forced ventilation, electronic board protection with acrylic resin, protection against short circuits, overvoltage, polarity reversal. Cable voltage drop compensation.
Mode **battery-safe**: If opting for a high charge current and a higher absorption voltage to shorten charging times, SKYLLA will prevent gassing damage by automatically limiting the rate of voltage increase.
Mode **storage**: If the battery does not work for 24 hours, the holding voltage is reduced to 2.2 V/ cell, minimizing gas formation. The voltage is reset to "absorption" level once a week to restore the battery. This function prevents sulfation and stratification of the electrolyte.
Perfect voltage control makes the charger usable as a **power supply**. CANbus interface, with the ability to parallel multiple chargers via RJ45 cable. **LCD control panel**.

14.100.06

14.100.07

14.270.38

Code	IP	Type	V output/ input	Charging Voltage (Absorption) V	Max charging current A	Number of outputs	⟷ mm	kg
14.267.20	65	12/70/3	90/265	14.4	70	3	401x300x165	6
14.267.21	65	24/35/3	90/265	28.8	35	3	401x300x165	6

14.100.06 *BMV-700 Control panel for 1 battery.*

14.100.07 *BMV-702 Control panel for 2 batteries.*

14.270.38 *SKYLLA-I control panel. It monitors the charge level and enables to reduce outlet current if the inlet power is low.*

VICTRON battery monitor

This digital tool allows you to know the condition of any battery: voltage, charge status expressed in A·h or %, remaining charge, charge/discharge current, current and A·h consumed, and instant consumption.
With visual and audible alarm. Complete with connection cables and shunt.

Code	Model	Version	Monitor for	V	Bore Ø mm
14.100.06	BMV-700	Standard	1 battery	9/90	52
14.100.07*	BMV-702	Standard	2 batteries/battery arrays	9/90	52
14.100.08	BMV-712	Standard + Bluetooth connection to smartphones and tablets	2 batteries/battery arrays	9/90	52

* *It stores previous events to evaluate the battery conditions. Programmable relay to disconnect the power supply (with low battery) from non-essential services or to activate the generator.*

New VICTRON GMDSS battery charge control panels

Code 14.267.35
For easy access to all GMDSS battery chargers' parameters and integrated control of operation and potential malfunctions.

VICTRON MULTIPLUS battery charger + inverter combo system

This system combines a pure sine wave inverter and a sophisticated battery charger using adjustable recharge technology. Compatible with lithium batteries.
Two AC outlets. In case of power shortage from the dock or from the generator, the system continuously feeds what's connected.
The second outlet is available in case of AC source, only. The devices, such as boilers, which might run the battery down should be connected to this outlet.
Parallel + three-phase function. Up to 6 units can be connected in parallel. For the three-phase current, 3 units of the same kind can be connected. Up to 6 series of 3 units each can be connected in parallel.
Power control: the very powerful multiplus device can absorb a lot of power from the dock or the generator. By means of the multicontrol panel (14.270.32), the current draw can be monitored and a maximum limit can be set. Depending on the limit set, the multiplus device will only use the remaining energy to charge the batteries.
Power assist: whenever a power peak is required for a short period, the multiplus device will offset the power shortage drawing energy from the battery. When the current draw drops, the surplus current is used to recharge the batteries.
The micro-processor operated battery charger is fitted with a 4-stage bulk-absorption-float-storage charge system similar to the Phoenix/Skylla battery chargers.
- Aluminium body
- Protection devices against short circuit, overcharge, too low or too high battery, high ripple frequency, etc.

Code	Type	Power supply V-DC	Inverter Power W	Output voltage	Charging current A	Number of outputs	⟷ mm	kg
14.268.00	12/500/20-16	9.5 - 17	500	230VDC ± 2%	20+1	1+1*	311x182x100	4.4
14.268.01	12/800/35	9.5 - 17	800	230VDC ± 2%	35+4	1+1*	360x240x100	6.4
14.268.02	12/1200/50	9.5 - 17	1200	230VDC ± 2%	50+4	1+1*	406x250x100	8.2
14.268.23	12/1600/70	9.5 - 17	1600	230VDC ± 2%	70+4	1+1*	465x270x120	10
14.268.26	24/1600/40	19 - 33	1600	230VDC ± 2%	40+4	1+1*	465x270x120	10
14.268.07	12/2000/80	9.5 - 17	2000	230VDC ± 2%	80+4	1+1*	520x255x125	12
14.268.09	24/2000/50	19 - 33	2000	230VDC ± 2%	50+4	1+1*	520x255x125	12
14.268.18**	24/3000/70-50	19 - 33	3000	230VDC ± 2%	70+4	1+1*	362x258x218	18
14.268.19	24/5000/120-100	19 - 33	5000	230VDC ± 2%	120+4	1+1*	444x328x240	30

* *1/4A second outlet for starter battery maintenance.*
** *50A max commutable AC.*

14.100.06 *Battery monitor.*

14.270.XX *RJ45 cables 2 to 20-m to complete 14.270.39.*

14.070.50 *Color Control GX.*

14.270.32 *Digital Multicontrol. Control panel for both inverter and battery charger. Possibility to manage the inlet current when switching from dock supply to generator supply. It can manage parallel and three-phase devices. It can be configured with several VE-BUS remote systems. Cable RJ45 needed.*

14.270.39 *VE-Bus --> USB interface for computer connection.*

14.270.28 *VE-Direct --> USB interface for computer connection (only for 14.268.00).*

14.100.37 *VE.Can NMEA 2000 connector*

14.270.47

14.070.50

14.270.28

14.270.39

14.268.07/09

14.268.00

VICTRON Quattro combo system - Battery charger + Inverter

Same functions of the Multiplus system, but it can be connected to 2 independent AC sources (eg. dock and generator or 2 generators) and the Quattro system will **automatically** connect to the active source.

Code	Type	AC Input (2x)	Power supply V-DC	Inverter		Battery charger		Number of outputs	⟷ mm	kg
				Power V-A	V-AC Output	charging voltage	Battery charging current A			
14.268.10	12/3000/120	187/265	9.5 - 17	3000	120	14.4	120±4	1+1*	362 x 258 x 218	19
14.268.11	24/3000/70	187/265	19 - 33	3000	70	28.8	70±4	1+1*	362 x 258 x 218	19
14.268.13	24/5000/120	187/265	19 - 33	5000	120	28.8	120±4	1+1*	444 x 328 x 240	30
14.268.14	24/8000/200	187/265	19 - 33	8000	200	28.8	200±4	1+1*	470 x 350 x 280	41
14.268.20 New	12/5000/120	180/270	9.5 - 17	5000	230	14.4	220	1+1*	470 x 350 x 280	34

* *Second 4A outlet dedicated to the starting batteries.*

14.100.06/08 *Battery Monitor BMV-700/712*

14.270.XX *RJ45 cables 2 to 20-m to complete 14.270.39.*

14.270.32 *Digital Multicontrol. Control panel for both inverter and battery charger. Possibility to manage the inlet current when switching from dock supply to generator supply. It can manage parallel and three-phase devices. It can be configured with several VE-BUS remote systems. Cable RJ45 needed.*

14.270.39 *VE-Bus --> USB interface for computer connection.*

14.100.37 *VE.Can NMEA 2000 connector*

14.270.29 *VE.Direct Bluetooth Smart dongle*

New Cerbo GX Communication Centre

Code **14.100.00**

Cerbo GX is an advanced communication center that provides control, monitoring and optimization of your energy system from anywhere. It is accessible via Victron Remote Management (VRM) or VictronConnect app through Bluetooth connectivity. Compatible with GX Touch 50 and GX Touch 70 displays, which provide an immediate view of the system state and allow for setting adjustments. Supports remote control, battery status monitoring, power consumption and other environmental measurements. Easy to install, it can be mounted on a DIN rail via an optional adapter.

VICTRON GX series control panels

Provides control and monitoring of VICTRON devices also in remote mode. The data is read on the screen and can be sent to a computer remotely, with the help of an external router (WebBoat4G PLUS, not included) for both monitoring and configuration. These devices can interface with Inverter / Multi / Quattro / Skylla-i / Control panels / Battery monitor. The Ekrano GX model is an advanced energy control panel with a 7-inch touchscreen display, enabling remote monitoring and management of complex systems via VRM and VictronConnect. It offers easy installation and Bluetooth connectivity for quick setup.

Code	Model	Version
14.070.50	Control GX	With colour display
14.070.51	Control VENUS GX	Without display
14.070.60 New	Ekrano GX	Touchscreen



New UTP RJ45 cables for VICTRON control systems

UTP RJ45 cables designed to ensure reliable and optimized connections between VE.Bus and VE.Can devices. Compatible with Digital Multi Control, Inverter Control, MK3-USB Interface, and GX connections. Perfect for connecting multiple VE.Bus devices, they ensure stable and secure data transfer.

Code	Length m	Colour
14.270.43	2	grey
14.270.45	5	grey
14.270.47	7	grey
14.270.63	10	Blue
14.270.64	15	Blue
14.270.65	20	Blue

VICTRON isolation transformer

This device prevents all continuity between the onboard electric installation and the dock thus making the installation safer since it is isolated. It allows the automatic circuit breaker to activate correctly and avoids problems due to galvanic currents.

Code	Type	V	Power W	⟷ mm	kg
14.264.01	2000	115/230	2000	375x214x110	10
14.264.02	3600	115/230	3600	362x258x218	23
14.264.03	7000	230	7000	362x258x218	26
14.264.04*	3600	115/230	3600	362x258x218	23

* *Automatic selection of input voltage.*

VICTRON 120/240V 32/100A isolation autotransformer

It is an electrical transformer with only one winding that has at least three taps where electrical connections are made. It drastically reduces ohmic losses and eliminates the need of electrical isolation between windings but, unlike dual-winding transformers, it doesn't provide electrical isolation between the primary and secondary side of the transformer. It is often used to step up or step down voltages in the 110/120 volt range and voltages in the 220/240 volt range. For example providing 120V from 240V input, allowing equipment designed for 120 volts to be used with a 240 volt supply.

Code	Input/Output Voltage	Maximum input current (240V)	⟷ mm	kg
14.264.10	120/240 V; 50/60 Hz	32 A	375x214x110	10
14.264.11	120/240 V; 50/60 Hz	100 A	425x214x110	14

VICTRON galvanic isolator

They avoid galvanic corrosion when different metals are present onboard.
The galvanic isolator prevents any galvanic current through the dock power cables.

Code	Peak current A	Max current A	⟷ mm	kg
14.275.40	1600/20 ms	16	60x120x200	1
14.275.41	1600/20 ms	32	63x164x235	2
14.275.42	1600/20 ms	64	64x164x224	2

Victron automatic switch

It automatically switches the dock / inverter power source.

Code	V	W	⟷ mm
14.270.42	230	max 3500	120x255x75

VICTRON battery protect

This device disconnects the battery from non essential loads before it is completely discharged or before it has insufficient power to start the engine.

Code	Max continuous current A	Peak current A	Operating voltage V	Disconnection V	V reattachment	Disconnection time	⟷ mm	kg
14.275.11	65	100	6-35	10.5/21	12/24	90 seconds	40x48x106	0.2
14.275.12	100	600	6-35	10.5/21	12/24	90 seconds	59x42x115	0.5
14.275.13	220	600	6-35	10.5/21	12/24	90 seconds	62x123x120	0.8

14.263.01

14.263.02

14.263.03

VICTRON Cyrix-I dual battery charger

By means of a micro-processor, this powerful relay automatically connects the batteries in parallel when one of them has reached the preset voltage and it split them when the voltage drops below the FLOATING level.

Cryrix-I are an excellent option to diode separators since there's no voltage drop.
In the traditional installation, the alternator is directly connected to the starting battery. Service battery and bow propeller are combined with the starting battery by means of the Cryrix-I.

When the Cryrix-I detects that the starting battery is charged, it will activate thus enabling the other batteries to charge in parallel. Cryrix-I detects the voltage of both batteries therefore it will activate if, for example, the service battery is being charged.

Code	Type	Max charging current A	Peak current A	Connection voltage V	Disconnect voltage V	⟷ mm
14.263.01	12/24	120	180	13 - 13.8 ; 26 - 27.6	11 - 12.8 ; 22 - 25.7	46x46x80
14.263.02	12/24	230	500	13 - 13.8 ; 26 - 27.6	11 - 12.8 ; 22 - 25.7	100x90x100
14.263.03	12/24	400	2000	13 - 13.8 ; 26 - 27.6	11 - 12.8 ; 22 - 25.7	78x102x110

VICTRON battery isolators

They automatically connect several batteries by means of a single alternator without connecting the batteris between them and giving priority to the lowest battery.

14.922.10/11/12

14.922.20/21/22

VICTRON Argodiod battery isolators

Version featuring a low voltage drop thanks to the use of Schottky diodes: at 0.3 V, they have a low current input to supply output B + alternator (in case it should be supplied to start the charge).

Code	Type	Max charging current A	Max current alternator A	Number of batteries	Maximum voltage drop V	⟷ mm
14.922.10	80-2 AC	80	80	2	0.3	60x120x90
14.922.11	120-2 AC	120	120	2	0.3	60x120x115
14.922.12	160-2 AC	160	160	2	0.3	60x120x150
14.922.20	100-3 AC	100	100	3	0.3	60x120x115
14.922.21	140-3 AC	140	140	3	0.3	60x120x150
14.922.22	180-3 AC	180	180	3	0.3	60x120x200

VICTRON Argofet battery isolators

FET isolators allow simultaneous charging of two or more batteries from one alternator (or a single output battery charger), without connecting the batteries together. Discharging the accessory battery for example will not result in also discharging the starter battery.
In contrast with diode battery isolators, FET isolators have virtually no voltage loss. Voltage drop is less than 0,02 Volt at low current and averages 0,1 Volt at higher currents.

Code	Type	Max charging current A	Max current alternator A	Number of batteries	Maximum voltage drop V	⟷ mm
14.922.30	100-2	100	100	2	0.02	65x120x200
14.922.31	200-2	200	200	2	0.02	65x120x200
14.922.40	100-3	100	100	3	0.02	65x120x200
14.922.41	200-3	200	200	3	0.02	65x120x200

VICTRON DC/DC converters

VICTRON Orion DC-DC non-insulated voltage converter

IP67

100% watertight, fitted with extra-long cords (1.80m).

Code	V		A in continuous output	Efficiency %	⟷ mm	kg
	Input	Output				
14.277.31	15/40	12+-3%	10	93	74x74x32	0.3
14.277.32	15/40	12+-3%	20	95	74x74x32	0.3
14.277.33	18/35	12+-3%	100	95	265x127x63	2.15



VICTRON DC/DC voltage converter and Orion-Tr Smart battery charger with galvanic insulation and Bluetooth connection

Many onboard devices require **stabilized voltage** or **voltage change**.
Galvanic isolation both on input and output eliminates issues related to line loss or power interruption due to overload.
- Adjustable output voltage, can also be used as a battery charger, equipped with a 3-stage charging algorithm.
- Remote control with low voltage switch or relay.
- All models can be connected in parallel to increase the output current.
- Via Bluetooth, they can be controlled and calibrated remotely.

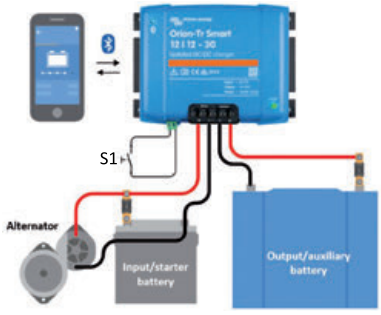

Code	Type	V		Adjustable output voltage	Output A		Efficiency %	⟷ mm	mm kg
		Input	Output		continu-ous	max			
14.277.01	12/12/18	8-17	12.2	10-15	18	25	87%	130x86x70	1.3
14.277.02	12/24/10	8-17	24.2	20-30	10	15	88%	130x86x70	1.3
14.277.03	24/12/20	16-35	12.2	10-15	20	25	88%	130x86x70	1.3
14.277.04	24/24/12	16-35	24.2	20-30	12	15	89%	130x86x70	1.3
14.277.05	12/12/30	10-17	12.2	10-15	30	40	87%	130x86x80	1.8
14.277.06	12/24/15	10-17	24.2	20-30	15	25	88%	130x86x70	1.6
14.277.07	24/12/30	20-35	12.2	10-15	30	45	88%	130x86x70	1.6
14.277.08	24/24/17	20-35	24.2	20-30	17	25	89%	130x86x70	1.6

VICTRON DC/DC non-insulated high-power voltage converter to be also used as battery charger - Adjustable outlet voltage version

ON-OFF remote connection. Adjustable outlet voltage. Parallel switching possible for more power.

Code	V		Output A		Efficiency %	Tempera-ture control	⟷ mm
	Input	Output	continu-ous	max			
14.277.39	15-40	12	5	5	93	no	25x43x20
14.277.40	18-35	10-15	25	35	96	no	65x88x160
14.277.41*	18-35	13.2	40	55	95	Yes	65x188x185
14.277.42	18-35	10-15	70	85	92	Yes	65x88x195
14.277.52	9-18	20-30	10	20	95	no	45x90x125
14.277.53	9-18	20-30	20	30	93	Yes	65x88x195

* *Outlet voltage cannot be adjusted.*



VICTRON Buck-Boost high-power voltage converter

DC-DC converter for charging a 12/24V service battery.
Ideal for vessels with an intelligent dynamo, used in most recent engines that do not always emit the correct charging current.

Code	V		Maximum charging current A		⟷ mm	kg
	Input	Output	12 V	24 V		
14.277.60	10/30	10/30	25	15	165x120x30	0.6
14.277.61	10/30	10/30	50	25	213x120x30	1.4
14.277.62	10/30	10/30	100	50	288x162x95	4.1

Which inverter to choose?

There are inverters of 2 types:
A) **Pure sine wave**, in this type, the current is regulated by a microprocessor with quartz precision. The result is a pure sine wave, identical to that of the household network.
B) **Modified sine wave**, the voltage produces a stable square wave in frequency and amplitude, but is **not compatible** with certain electrical devices, such as televisions, audio systems, neon or energy-saving lamps, pod coffee machines, electric toothbrushes, etc.
Our choice was to catalog only pure sine wave inverters, which, although more expensive, can be used for any type of load.

VICTRON inverters

VICTRON Phoenix inverter, pure sine wave 180/1200W

Designed for professional applications, they use the Sinumax technology ensuring the necessary power but with limited weight and size. Sinumax is also compatible with power peaks during the starting phase required by devices such as refrigerators, electric motors and similar, while traditional 'switching' inverters don't manage these peaks in an optimum way.
Technical characteristics: aluminium frame, forced ventilation with temperature sensor.
Protections for short circuit, overload, high or low battery voltage with alarm, high temperature.

Code	V	VE Direct	Output socket	V		Hertz	Capacity W		Efficiency %	⟷ mm	kg
				input V-DC	Output -AC		Continuous	Peak			
14.270.16	12	12/250 direct	SCHUKO	9.2 - 17.3	230 ±3%	50	250	350	87	86x165x260	2.4
14.270.17	24	24/250 direct	SCHUKO	18.4 - 34	230 ±3%	50	250	350	90	86x165x260	2.4
14.270.20	12	12/375 direct	SCHUKO	9.2 - 17.3	230 ±3%	50	375	700	89	86x165x260	3
14.270.21	24	24/375 direct	SCHUKO	18.4 - 34	230 ±3%	50	375	700	89	86x165x260	3
14.270.18	12	500 direct	SCHUKO	10.5 - 15.5	230 ±3%	50	500	1000	91	86x172x275	3.9
14.270.19	24	500 direct	SCHUKO	21 - 31	230 ±3%	50	500	1000	91	86x172x275	3.9
14.270.22	12	12/800 direct	SCHUKO	9.2 - 17.3	230 ±3%	50	800	1600	90	105x216x305	5.5
14.270.23	24	24/800 direct	SCHUKO	18.4 - 34	230 ±3%	50	800	1600	90	105x216x305	5.5
14.270.07	12	12/1200 direct	SCHUKO	9.2 - 17.3	230 ±3%	50	1200	2400	92	104x194x305	8.5
14.270.48	24	24/1200 direct	SCHUKO	18.4 - 34	230 ±3%	50	1200	2400	94	117x232x327	7.4

VE-Direct version: connection to a computer via interface 14.270.28 as well as Bluetooth connection to smartphones and tablets via 14.270.29.

14.270.29 *Bluetooth Smart Dongle provides for display of data via Bluetooth Vicrontconnect App on Apple and Android devices.*

14.270.28 *Victron computer interface for Ve-Direct.*

14.277.44/47

14.277.44/47

New

Orion-Tr Smart non-insulated voltage converter

3-stage DC charger with integrated Bluetooth, ideal for dual battery systems on boats. Suitable for lead and lithium batteries, 12 or 24 V versions available, up to 400 W. It can be monitored and programmed via Bluetooth, provided with engine detection function. Can be connected in parallel to increase output power.

Code	Type	V		Max Amp	Output A	⟷ mm	kg
		Input	Output		continuous		
14.277.44	12-12-30	10-17	12.2	40	30	130x186x70	1.8
14.277.45	12-24-15	10-17	24.2	25	15	130x186x70	1.8
14.277.46	24-12-30	20-35	12.2	45	30	130x186x70	1.8
14.277.47	22-24-17	20-35	24.2	25	17	130x186x70	1.8

VICTRON Phoenix/Phoenix Smart inverter, pure sine wave 1600/5000 W

Designed for professional applications, they use the Sinumax technology ensuring the necessary power but with limited weight and size.
Sinumax is also compatible with power peaks during the starting phase required by devices such as refrigerators, electric motors, lamps, etc.

Technical characteristics: aluminium frame, forced ventilation with temperature sensor, protections against short circuit, high or low battery voltage alarm, pole inversion, inrush current, etc.
For automatic switch to another AC power supply source, we recommend to buy the Multiplus inverter/battery charger fitted with this function and disconnecting the sole battery charger.

Phoenix
a) Connection to a laptop via a VE.Direct-to-USB cable.
b) Remote on/off switch.
Phoenix Smart:
a) Bluethooth built-in connection to your tablet or smartphone.
b) VE.DIRECT communication port allowing wired connection to a laptop via a VE.Direct-to-USB cable.
c) ECO mode: When the power being provided by the device falls below a certain value, it will automatically enter standby mode.
d) Remote on/off switch.

◢ 14.100.06

Code	V	Type	V		Hertz	Capacity W		Efficiency %	⟷ mm	kg
			input V-DC	Output V-AC		continuous	Peak			
14.270.49	12	12/1600 Smart	9.3 - 17	230 ± 2 %	50	1600	3000	94	485x219x125	12
14.270.50	24	24/1600 Smart	18.6 - 34	230 ± 2 %	50	1600	3000	94	485x219x125	12
14.270.51	12	12/2000 Smart	9.3 – 17	230VAC ± 2%	50	2000	4000	94	485x219x125	13
14.270.52	24	24/2000 Smart	18.6 - 34	230 ± 2 %	50	2000	4000	94	485x219x125	13
14.270.53	12	12/3000 Smart	9.3 - 17	230 ± 2 %	50	3000	6000	94	540x276x152	18
14.270.54	24	24/3000 Smart	18.6 - 34	230 ± 2 %	50	3000	6000	94	487x286x152	18
14.270.15	24	24/5000 Smart	19 - 33	230 ±3%	50	5000	10000	94	444x328x240	30
14.270.55	24	24/5000 Smart	18.6 - 34	230 ± 2 %	50	5000	10000	94	595x295x160	29

◢ 14.070.50

◢ 14.270.35

◢ 14.270.41

◢ 14.270.30

◢ 14.270.39

◢ 14.278.60/61

◢ 14.270.47

14.100.06 *BMV-700 Battery monitor*
14.278.60 *VE.Direct 3-m cable for Phoenix Smart*
14.278.61 *VE.Direct 5-m cable for Phoenix Smart*
14.270.XX *RJ45 cables from 2 to 20 m*
14.070.50 *Colour GX control*
14.270.35 *Remote ON/OFF switch for Phoenix (RJ45 cord required)*
14.270.41 *Remote ON/OFF switch for Phoenix Smart*
14.270.39 *Victron-to-USB port connection kit for Phoenix*
14.270.30 *Battery alarm panel: high or low voltage is signalled with an audible and visual alarm*

Voltage converters and battery isolators

Very low voltage drop battery combiners (diodes) and automatic battery isolators

MENO DI 0.25 V / UNDER 0.25 V

Allow charging multiple batteries simultaneously, giving preference to the more discharged battery.
They electrically separate each battery to prevent the one with higher charge from draining into the more discharged one.
Housing in **aluminium**, with wide fins for effective heat dissipation.

◢ 14.922.51/52

◢ 14.922.50

◢ 14.922.54/55

◢ 14.922.53

Code	Batteries	Maximum current delivered per battery	Alternators	Maximum voltage	⟷ mm
14.922.50	2	70 A	1	100 V	65x127x136
14.922.51	3	140 A	2	100 V	65x127x236
14.922.52	4	70 A	2	100 V	65x127x236
14.922.53	3	70 A	1	100 V	65x127x136
14.922.54	2	140 A	2	100 V	65x127x236
14.922.55	2	210 A	2	100 V	65x127x236

Clamps, cables and battery terminals

BIG battery terminals for high amperage

OSCULATI

Code **14.385.99**
Made of nickel-plated brass with stainless steel nuts and bolts. + and - fastening bolts to avoid confusing the cables.

Pair of bronze clips for batteries

OSCULATI

Code **14.386.00**
Packed in pairs, universal model; selected pins sizes 8 and 10 mm used to avoid inverting battery cables; version fitted with **stainless steel** pins and screw nuts.

Cap pair



Made of **black and red PVC**, designed to cover and isolate battery clamps; universal model.

Code	ORDER BY BOX
14.990.78	1

Kit including a pair of clips and a pair of caps

Code	Formatted by	
	pair of terminals	Pair of caps
14.286.00	14.386.00	14.990.78



Insulating caps

Made of **soft PVC**, designed for battery cables and electrical connections with general power.

Black	red	For cables up to mm (external)	A mm	B mm	C mm	D mm	E mm
14.987.01	**14.988.01**	12	18	20	13	9/12	27
14.987.02	**14.988.02**	16	20	24	18	9/16	35

Universal snap mounting battery terminals

Made of **polypropylene, chromed brass and AISI316 stainless steel**.
Universal for all batteries, suitable for cables up to 40 mm², max 800 amp.

Code	Sold
14.388.00	**in pair**, blue + red



Power Post junctions for electrical cables

Suitable for high amperage, determined by the electrical cable gauge and not by the knot.
Nylon/fiberglass base. Stainless steel pin. Chromed brass nuts

Code	Version	Base mm	Pin mm	Recommended protective caps in soft PVC	Protection in rigid polycarbonate
14.205.01	Mini	40x20	6	**14.987.01; 14.988.01**	-
14.205.02	Maxi	83x44	8	**14.987.02; 14.988.02**	-
14.205.00	Big	82x43	10	**14.987.02; 14.988.02**	-
14.205.03	Mini	35x42	6 (2)	**14.987.01; 14.988.01**	**14.205.13**
14.205.04	Midi	50x41	8 (2)	**14.987.01; 14.988.01**	**14.205.14**
14.205.05	Midi - B	50x41	8+10 (1+1)	**14.987.01; 14.988.01**	**14.205.14**
14.205.06	Big	50x41	10 (2)	**14.987.02; 14.988.02**	**14.205.14**

Power Post junction box for electrical cables

Suitable for high amperage. Nylon/fiberglass base, stainless steel pin and nuts.

Black	red	Version	Base mm	Pin mm	A	Recommended protective caps in soft PVC
14.205.20	14.205.21	Maxi	75x35	8	250	14.987.02; 14.988.02
14.205.22	14.205.23	Big	75x35	10	300	14.987.02; 14.988.02

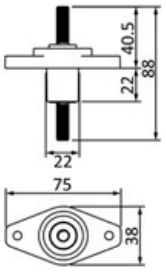



◢ 14.205.20; 14.205.22

◢ 14.205.21; 14.205.23

Battery cables, made of copper and coated with synthetic resin insulating covering

CE

Made in accordance with EC standards for use in bilges.

Black	red	Section mm	Maximum continuous current A	External Ø mm	Sheath thickness mm	Roll m
14.381.16 New	14.382.16 New	16	75	8.7	1.7	24
14.381.25	14.382.25	25	100	10.30	1.8	24
14.381.35	14.382.35	35	125	12	1.8	24
14.381.50	14.382.50	50	160	14	2	24
14.381.70	14.382.70	70	250	16	2	24
14.381.90	14.382.90	95	300	21	2.4	24

New — Tinned copper battery cable coated in synthetic resin.

TIN-PLATED COPPER

CE

Made in accordance with EC standards for use in bilges.

Black	red	Section mm	Maximum continuous current A	External Ø mm	Sheath thickness mm	Roll m
14.388.25	14.389.25	25	100	10.30	1.8	24
14.388.35	14.389.35	35	125	12	1.8	24
14.388.50	14.389.50	50	160	14	2	24

Marine electric cable made of copper and coated with extra-insulating PVC

IEC 60332-3-22

Made in compliance with the CEI 20-22 20-22II and CEI 20-371 standards and with the EU DIRECTIVE 2011/95/CE. **Flame retardant and oil resistant (please note that the cable In the engine room must compulsorily be oil-resistant).**

Code	Version	Wire colours	Sheath	Roll m	Cross-section mm²	External Ø mm
14.150.15BI	Unipolar	white	-	100	1.5	-
14.150.15BL	Unipolar	Blue	-	100	1.5	-
14.150.15GR	Unipolar	Grey	-	100	1.5	-
14.150.15GV	Unipolar	yellow/green	-	100	1.5	-
14.150.15MA	Unipolar	brown	-	100	1.5	-
14.150.15NE	Unipolar	Black	-	100	1.5	-
14.150.15RO	Unipolar	Red	-	100	1.5	-
14.150.25BI	Unipolar	white	-	100	2.5	-
14.150.25BL	Unipolar	Blue	-	100	2.5	-
14.150.25GV	Unipolar	yellow/green	-	100	2.5	-
14.150.25NE	Unipolar	Black	-	100	2.5	-
14.150.25RO	Unipolar	Red	-	100	2.5	-
14.150.40BL	Unipolar	Blue	-	100	4	-
14.150.40GV	Unipolar	yellow/green	-	100	4	-
14.150.40NE	Unipolar	Black	-	100	4	-
14.150.40RO	Unipolar	Red	-	100	4	-
14.150.60BL	Unipolar	Blue	-	100	6	-
14.150.60GV	Unipolar	yellow/green	-	100	6	-
14.150.60NE	Unipolar	Black	-	100	6	-
14.150.60RO	Unipolar	Red	-	100	6	-
14.148.10	bipolar	black and red	medium gray	50	1	7
14.148.15	bipolar	black and red	medium gray	50	1.5	8
14.148.25	bipolar	black and red	medium gray	50	2.5	10.1
14.148.40	bipolar	black and red	medium gray	50	4	11
14.147.15	tripolar	black, white, blue	medium gray	50	1.5	8.5
14.147.25	tripolar	black, white, blue	medium gray	50	2.5	10.9
14.149.10	tripolar (for bilge pumps)	black, brown and red	medium gray	50	1.5	8.20
14.149.20	tripolar (for bilge pumps)	black, brown and red	medium gray	50	2.5	9.20
14.146.15	tripolar	blue, yellow/green and black*	medium gray	50	1.5	8.5
14.146.25	tripolar	blue, yellow/green and black*	medium gray	50	2.5	10
14.146.40	tripolar	blue, yellow/green and black*	medium gray	50	4	12.7

N.B.: Suitable for conductor sizes 6 and 10 mm², see product numbers 14.593.00/01 and 14.595.00

* *Designed for connections to 110/220 volt*

◢ 14.150.xx

◢ 14.148.xx

◢ 14.147.xx; 14.149.xx; 14.146.xx

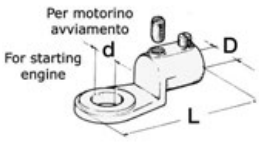

Blown-out eye terminal

Mounting using a battery cable hex key.

Code	D mm	D mm	L mm	Cable section mm2	ORDER BY BOX
14.034.00	8	7	47	25	6
14.034.10	10	9.2	49	35	6
14.034.20	10	12	60	50	6
14.034.30	12	13	60	70	6

Power lugs

Made of made of high conductivity tin-plated copper.

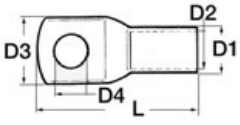

Code	Cable cross-section mm²	D3 mm	L mm	D4 mm	D2 mm	D1 mm	ORDER BY BOX	Tool for attaching terminals to electrical cables
14.035.10	10	13.5	31	6.4	4.7	6.5	100	**14.035.30**
14.035.11 New	10	13.5	30.5	8.3	4.7	6.5	100	**14.035.30**
14.035.16	16	14	35	6.4	5.6	7.5	100	**14.035.30**
14.035.17 New	16	13.5	31	8.3	5.6	7.5	100	**14.035.30**
14.035.25	25	16	40	8.3	7.1	9.5	50	**14.035.30**
14.035.26	25	16	40	10.5	7.1	9.5	50	**14.035.30**
14.035.35	35	19	44	8.3	8.2	11	50	**14.035.30**
14.035.36	35	19	44	10.3	8.2	11	50	**14.035.30**
14.035.50	50	20	53	8.3	9.5	13	20	**14.035.30**
14.035.51	50	20	53	10.3	9.5	13	20	**14.035.30**
14.035.52 New	50	18	49	13	9.5	13	20	**14.035.30**
14.035.70	70	22	57	10.5	11.2	14.2	20	**14.035.30**
14.035.71	70	22	57	13.2	11.2	14.2	20	**14.035.30**
14.035.90	95	26	57	13.4	13.4	16.4	20	**14.035.30**
14.035.91	95	26	58	15	13.4	16.4	20	**14.035.30**

Crimping tool

To press power lugs onto electrical cables

Code	Model	For crimping the cable lugs mm
14.035.30	Professional	10/120

Professional crimping tool + cable stripper

Suitable for any type of insulated or non-insulated terminal and any type of PVC / rubber / silicone coated cable.

Code	For cables mm²	Length of clamp mm
14.184.40	0.2 - 6	205

Professional crimping tool

Crimping tool with interchangeable dies. Ergonomic antislip handle.

Code	Description
14.184.01	Tool only for 0.5- to 6- mm² lugs
14.184.02	Die kit for 0.5- to 6- mm² insulated lugs
14.184.03	Die kit for 0.5- to 6- mm² heat-shrinking connectors

Head-head power joint

Made of made of high conductivity tin-plated copper.

Code	Cable cross-section mm²	Joint length mm
14.036.06	4/6	25.5
14.036.10	10	30
14.036.16	16	32.5
14.036.25	25	35.5

Code	Cable cross-section mm²	Joint length mm
14.036.35	35	40.5
14.036.50	50	40.5
14.036.70	70	45.5
14.036.95	95	50.5

Groundplates and accessories

Groundplate mass plate equipped with nuts and bolts

Made of **porous bronze**, ideal for achieving an appropriate mass while installing Loran, GPS, Satellites, radio-telephones SSB and help cut-down radio interferences.

Code	Type	Equivalent to copper mass m²	⟷ mm
29.630.01	Standard	1.5	155x51x13
29.630.02	Giant	3.45	300x80x13
29.630.00	MEDIUM	2	205x64x13

Plate made of galvanized copper

Type-approved size by **RINA** standards, size 2x20 mm, suitable for connections among them and to various **ground cables**.

Code	Bars of 2 m
14.392.00	2.10

Tin-plated copper plait

Flexible plait for ground cables.

Code	Cross-section mm²	Roll m
14.393.00	10	25

Terminal boards and shunts

Watertight electrical shunt box

Made of bakelite. Easily removable cover for inspection. Fitted with terminal board.

Code	Material	Inputs	Clamps	⟷ mm
14.240.01	Black plastic	3 (2 medium,1 small)	8 (4+4)	76x127x45

8 pole terminal board, 14A, 100% watertight

Clear polycarbonate cover, **salt water-resistant rubber** body; ideal for bilge connections or for use in engine rooms.

Code	Poles	Max A	⟷ mm
14.241.10	8	14	108x92x41

Terminal board made of Bakelite, high-insulated model

Fitted with **nickel plated brass** terminal clamps. Separators to avoid accidental contacts.

Code	⟷ mm	Terminals	Capacity A
14.206.21	130x30x15	10	20
14.206.25	65x30x15	4	20
14.206.27	85x30x15	6	20

Electrical cables terminals

Made of **black plastic**, fitted with clear protection cover. Separators for unwanted contacts, **nichel-plated brass** screws and terminals.



Code	⟷ mm	Terminals	Capacity A
14.206.35	50x23	4	20
14.206.37	70x23	6	20
14.206.41	137x32	10	20
14.206.47	90x30	6	30
14.206.51	138x30	10	30

WAGO® series 221 splicing connectors with snap opening/closing

NO TOOL

Ideal easily, quickly and safely connect solid, stranded and fine-stranded conductors. Pull the lever up, insert a conductor and push the lever back down.
For a faster and safer electrical system.
Mounting carriers are available for every 221 Series Splicing Connector – whether it's the 2-, 3- or 5-wire model. They can be mounted vertically or horizontally. Secure the carrier by snapping it onto the DIN-rail, or with screws on smooth surfaces.
Conductors can be conveniently connected and removed before or after inserting a connector into the carrier.
Max ambient temperature 85°C.

Osculati code	WAGO code	Description	Number of conductors	Conductor section mm²
14.286.24	221-412	COMPACT 4 mm²	2	0.14 - 4
14.286.34	221-413	COMPACT 4 mm²	3	0.14 - 4
14.286.54	221-415	COMPACT 4 mm²	5	0.14 - 4
14.286.50	221-500	Fixing support for 4 mm²	-	-
14.286.26	221-612	COMPACT 6 mm²	2	0.5 - 6
14.286.36	221-613	COMPACT 6 mm²	3	0.5 - 6
14.286.56	221-615	COMPACT 6 mm²	5	0.5 - 6
14.286.51	221-510	Fixing support for 6 mm²	-	-
14.286.42	221-2411	4-mm² in-line joining connector	2	0.2 - 4

Bus-Bar electric terminal board

High insulating capacity **plastic** base; **nickel-plated cooper** support bar, **stainless steel** screws and nuts. Volt 12/48.

Code	Shunt terminals mm	Power terminals mm	Base mm	Capacity A continuous	Cover
14.207.04	-	4x5	107x22	100	**14.208.04**
14.207.05	5x4	2x5	107x22	100	**14.208.04**
14.207.10	10x4	2x6	145x31	150	**14.208.10**
14.207.12	20x4	2x6	225x31	150	**14.208.20**
14.207.14	-	4x6	152x32	150	**14.208.24**
14.207.16	-	6x6	230x32	150	**14.208.26**
14.207.18	6x5	2x8	153x38	250	**14.208.10**
14.209.10	12x5	2x8	201x38	250	**14.208.30**
14.209.19	-	4x8	153x38	250	**14.208.25**
14.209.20	-	4x8	201x38	250	**14.208.30**
14.209.21	-	4x10	178x51	600	**14.208.31**
14.209.22	-	8x10	289x51	600	**14.208.32**



Techno Bus Bar Heavy Duty electric terminals

With clear lid. Technopolymer basis and tin-plated copper bars.
Stainless steel screws. The cables are fixed on the bar without using nuts in between.
Rotation of the power cables in any direction. Voltage up to 48V.

Code	Version	Shunt terminals mm	Power terminals mm	Base mm	Capacity A continuous
14.307.04	Mini Bus Bar	-	4x5	107x23	100
14.307.05	Mini Bus Bar	5x4	2x5	107x23	100
14.307.10	Shared Bus Bar	10x4	2x6	149x32	150
14.307.11	Shared Bus Bar	12x4	2x6	149x32	150
14.307.12	Shared Bus Bar	20x4	2x6	149x32	150
14.307.14	Shared Bus Bar	-	4x6	149x32	150
14.307.16	Shared Bus Bar	-	6x6	149x32	150
14.309.10	Maxi Bus Bar	12x5	2x8	197x38	250
14.309.19	Maxi Bus Bar	-	4x8	197x38	250
14.309.29	Maxi Bus Bar	-	6x8	197x38	250
14.309.21	Ultra Bus Bar	-	4x10	289x51	600

Heavy Duty Bus Bar Electrical Terminals

Made of nylon/fibreglass. The cables can feed through all four sides.

Code	V	Shunt terminals mm	Power terminals mm	Base mm	Current draw A
14.209.29	12/24	-	4x10 separate	138x69	200
14.209.30	12/24	-	4x10	138x69	300
14.209.31	12/24	6x5	2x10	138x69	300
14.209.32	12/24	12x4	4x6	138x69	100

◢ 14.209.30

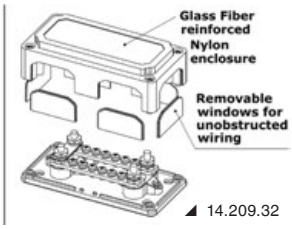

◢ 14.209.32

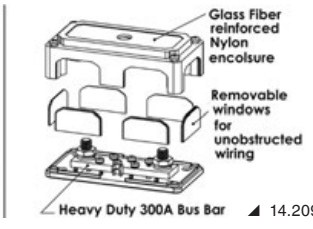

◢ 14.209.31

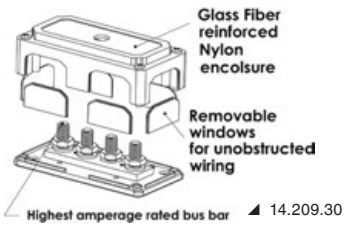

◢ 14.209.30

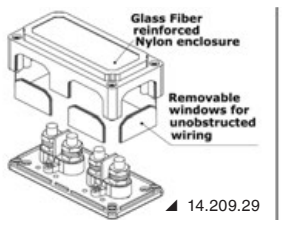

◢ 14.209.29

ANL fuse holder, high performance

Made of nylon/fiberglass. Fitted with LED indicator for fuse state (it lights up when the fuse burns out) and upper slot for visual check. Matching fuses 14.100.xx.

Code	Description	A max	Ø contacts mm	⟷ mm
14.100.40	Single ANL fuse holder	300	10	138x69x44.5 single
14.100.39*	Double ANL fuse holder	750	10	138x69x44.5 single

* *with dual terminal board*

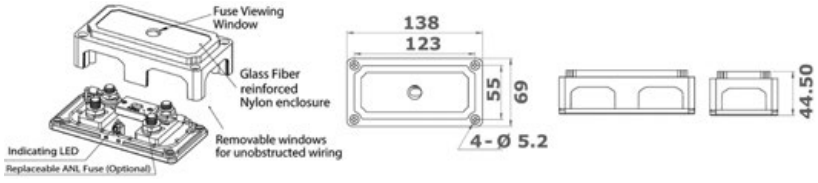

◢ 14.100.39

◢ 14.100.40

Insulating covers made of transparent plastic for Bus Bar

Code	For
14.208.10	**14.207.10**
14.208.20	**14.207.12**
14.208.30	**14.209.10/20**

Fuses and fuse holders

36 assorted blade fuses

5 A to 30 A.

Code	ORDER BY BOX
14.004.00	6 x 5 A balde fuses; 9 x 10 A blade fuses; 9 x 15 A blade fuses; 6 x 20 A blade fuses; 6 x 30 A blade fuses.

Assorted glass fuses

From 1A to 20A.

Code	ORDER BY BOX
14.153.00	24 fuses 5x20 mm (6 x 1A; 6 x 2A; 6 x 5A; 6 x 10A), 24 fuses 6.3x32 mm (6 x 5A; 6 x 10A; 6 x 15A; 6 x 20A).

Glass fuses for instruments

Rapid-action glass body. Silver-plated copper contacts. Rated voltage: up to max 250V.

Code	⟷ mm	A	ORDER BY BOX
14.152.05	6.3x32	5	100
14.152.10	6.3x32	10	100
14.152.16	6.3x32	15	100
14.152.20	6.3x32	20	100

Code	⟷ mm	A	ORDER BY BOX
14.151.01	5x20	1	100
14.151.02	5x20	2	100
14.151.05	5x20	5	100
14.151.10	5x20	10	100

Standard blade fuses

Assorted colours depending on their amperage. Rated voltage: max 32V.

Code	A	ORDER BY BOX
14.004.10	5	100
14.004.30	10	100
14.004.40	15	100

Code	A	ORDER BY BOX
14.004.50	20	100
14.004.70	30	100

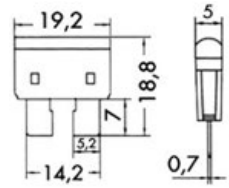

Standard blade fuses with warning LED light

The LED lights up when the fuse burns out.

Code	A	ORDER BY BOX
14.003.05	5	50
14.003.10	10	50
14.003.15	15	50
14.003.20	20	50
14.003.30	30	50

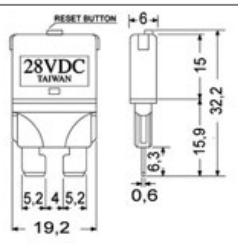

Resettable blade fuses, 12/24 V

Standard resetting by pushing the manual head button.

Code	A	ORDER BY BOX
14.005.01	5	5
14.005.03	10	5
14.005.04	15	5
14.005.05	20	5
14.005.06	30	5

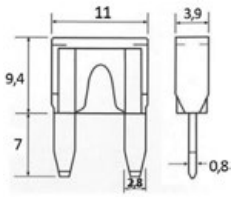

Small blade fuses

Recommended to optimize spaces.

Code	A	ORDER BY BOX
14.006.05	5	100
14.006.10	10	100
14.006.15	15	100
14.006.20	20	100
14.006.30	30	100

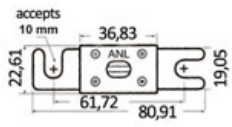

ANL GOLD PLATED fuses

High capacity. For installation on control propellers and windlasses.

Code	A	PACKAGE	Code	A	PACKAGE
14.100.42	50	10	14.100.48	250	10
14.100.44	100	10	14.100.49	300	5
14.100.52	130	5	14.100.53	325	5
14.100.46	150	10	14.100.50	400	5
14.100.47	200	10	14.100.51	500	5

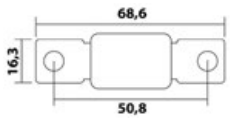

MEGA high-capacity standardized fuses

For voltage up to 32V DC. Maxi fuse for high-capacity electric appliances. It protects the circuit safety.

Code	A	Code	A
14.099.44	100	14.099.47	200
14.099.45	125	14.099.48	250
14.099.46	150	14.099.51	500



Flying fuse holder

For 6.3x32-mm glass fuses.

Code	Description
14.115.15	Water-tight fuse holder designed for glass fuses size 6x32 mm
14.182.00	'In-line' flying fuse box for glass fuses size 6x32 mm

Fuse holder, built-in model

Code	For glass fuses in mm
14.145.00	6.3x32

PVC fuse holder, watertight model

Complete with two 130 mm cables, 4 mm² cross-section.

Code	Max current A
14.115.17	30

Fuse holder, watertight model

High-quality in thermorubber for standard lamellar fuses. Complete with 2 cables of 130 mm, section 4 mm².

Code	Max current A	ORDER BY BOX
14.115.19	30	10

Fuse holder with warning LED, watertight model

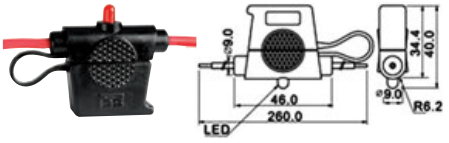

High quality, for standard lamellar fuses. 2 x 110-mm cable capacity, 3-mm² section.

Code	LED	Max capacity A	ORDER BY BOX
14.115.20	1	30	10

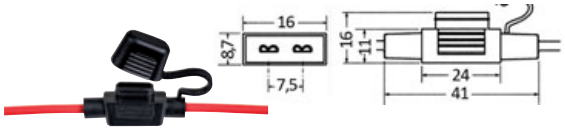

Watertight fuse holder for small fuses

High quality fuse holder for small blade fuses. Fitted with two cables (150 mm each, 3,3 mm² section).

Code	Current draw A	ORDER BY BOX
14.115.21	30	10

Glass fuse holder box

For standard 6.3x32-mm fuses. Fitted with blown fuse LED light.
Snap cover and table with self-adhesive symbol stickers.

Code	Fuse holders	⟷ mm
14.181.07	6	130x90x36

Standard blade fuse holder box with common positive

Made of polycarbonate with tinplated copper contacts. Transparent cover with labels for single uses. 150A max load for each block. Screw terminals.

Code	Fuse holders	⟷ mm
14.100.70	6	92x66
14.100.71	8	92x83
14.100.72	10	92x99
14.100.73	12	92x116

Watertight blade fuse holder box

Semi built-in box with rubber seal, housings for 10 blade fuses, rear outlet, 6 spare fuses, LED light for burnt out fuses.

Code	V	Number of outputs	Max per output	⟷ mm
14.100.65	12/24	10	25	125x90

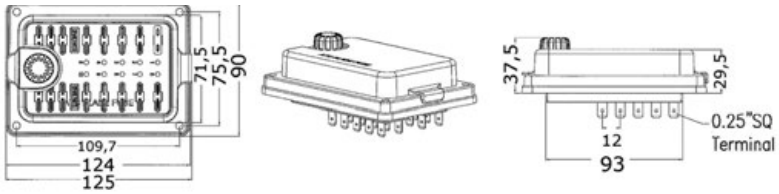

Fuse holder box for small fuses

Flame-retardant black PBT case and clear polycarbonate cover. Tin-plated copper blade contacts, 6.3-mm standard size.
Warning LED light in case of interrupted fuse.

Code	V	Number of outputs	Max capacity A single fuse	Max capacity A	⟷ mm
14.101.04	12/24	4	25	100	85x47x35 H
14.101.06	12/24	6	25	100	85x63x35 H
14.101.10	12/24	10	25	100	85x95x35 H

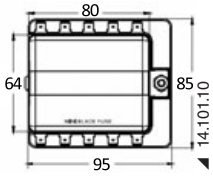

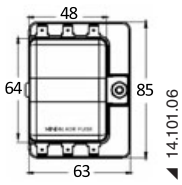

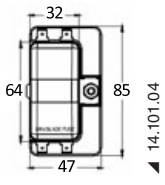

Fuse holder box with warning lights

For standard lamellar fuses. Equipped with LED warning light for cut off fuse.

Code	Fuse holders	LED alarm	Max capacity A	Max capacity single fuse	⟷ mm			
					A	B	C	D
14.102.70	4	4	100	30	47	85	36	63
14.102.71	6	6	100	30	63	85	36	63
14.102.72	10	10	100	30	95	85	36	63

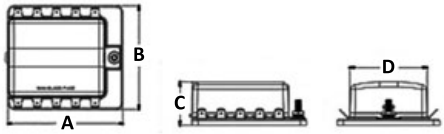

OSCULATI

Fuse holder box with transparent snap cover, made of polycarbonate

Silver-plated phosphor bronze connections. It fit regular lamellar fuses.
Allowed voltage 12/24 V.
Total max amperage of the box: 100 Amps.
Max amperage for each fuse: 20 Amps.
2 spare fuse holders on the cover.



Version for standard fuses	Version for resettable fuses 14.005.xx or similar (ETA, COOPER, etc.)	Fuse holders	Contacts (-)	(-) Common	(+) Common	⟷ mm
14.183.06	**14.183.26**	6	6	1	1	125x85
14.183.12	**14.183.32**	12	12	1	1	165x85

Complete with 6/12 writable stickers to mark the single uses

Compact fuse holder box

Terminals for independent supply. It can be used with any standard fuse (14.004.xx / 14.003.xx) or resettable fuse (14.005.xx).
By rotating the cover at 180°, you will get a low profile (in standard fuses) or a high profile (in resettable fuses).
In the same box you can configure both permanent (alarms, automatic bilge pumps, etc.) and ON-OFF circuits (lights, GPS, stereo systems, refrigerator, etc.)
Fitted with blown fuse LED indicator and 60 stickers to name the circuits. Screw terminal.

Code	V	A		⟷ mm
		max per circuit	max cumulative	
14.182.05	max 32	30	40 per group of circuits with bridge (Jumoer)	116x50x45/50

OSCULATI

High-capacity fuse holder

Made of thermoplastic with removable protective clear cover.

Code	Base mm	For fuses
14.100.41	95x42	ANL 14.100.xx
14.099.41	95x42	MEGA 14.099.xx



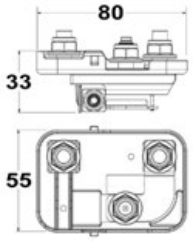

Power distribution fuse box for MEGA fuse

Thermoplastic box with lid to be used on the positive pole of the battery
To be matched with a MEGA fuse. 200A max capacity.

Code	⟷ mm	Fuses to be used
14.100.38	80x55x33(H)	14.099.44/45/46/47

Fuse holder boxes

OSCULATI

Accept standard blade fuses (ATP - ATO - ATC). Complete with control LED on each fuse. Voltage 12/24 V. Max cumulative load 100 A. Max single fuse load 20 A. Adhesive label kit with various inscriptions included in the package. Using base modules 1 and 2, it is possible to compose the illustrated combinations and others. The only limit is the total max load of the fuse holders of 100 A.

Code	Type	Fuse holders	Contacts	⟷ mm
14.182.01	basic module	6-unit fuse holder	Faston	86x78x41
14.182.02	basic module	12-unit negative bus bar	Faston	86x57x41

14.182.02

14.182.01

14.182.01+14.182.02

14.182.01+14.182.02

14.182.01 (1)

14.182.02 (2)

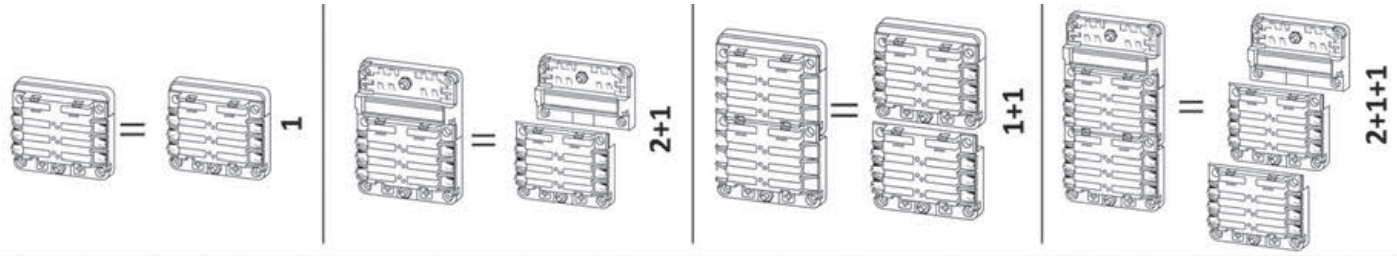

composition examples / esempi di composizione

Circuit breaker holder box

It is compatible with standard circuit breakers (ex. 14.733.xx) that are easier to install than blade fuses.
With clear lid with a space for function labels (60 x labels standard supply).
The watertight circuit cap allows to reset the circuits without removing the lid.
Screw terminals.



Code	V	Power supply	Maximum per circuit	To cumulative maximums	⟷ mm
14.182.06	max 32	Independent	30	100	40
14.182.07	max 32	Common	30	100	40

Independent supply version: the user can configure at the same time permanent circuits (automatic bilge pumps, alarms, etc.) or ON-OFF circuits (lights, stereo, refrigerator, etc.)

Watertight blade fuse holder box

It can be used with standard, mini and micro fuses. Clear lid and watertight seal. Bayonet terminals.

14.100.31


14.100.31

Code	Fuse holders	Base mm	Max capacity A	Max capacity single fuse
14.100.31	4	85x31	30	15
14.100.32	6	100x31	45	15
14.100.33	8	120x31	60	15
14.100.34	10	140x31	90	15

Watertight blade fuse holder with deep lid

It can be used with the following fuses: **standard, mini, micro, standard resettable, mini resettable et micro resettable.**

14.100.81

14.100.81

Code	Fuse holders	Base mm	Max load A	Maximum single fuse load
14.100.81	4	85x31	30	15
14.100.82	6	100x31	45	15
14.100.83	8	120x31	60	15
14.100.84	10	140x31	90	15

“Splash-Proof” modular fuse holder.

Fits blade fuses models 14.004.10/30/40/50/70. A fuse holder is composed by 1*14.117.XX + 2*14.118.XX + 1*14.116.01

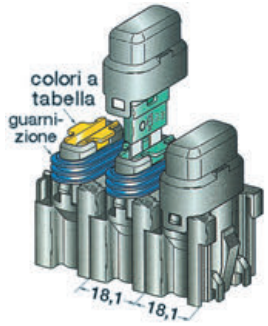

Fuse holder with cover, modular model

Built-in mounting. Silicone seal and colored secondary-Lock for amperage identification, standard blade fuses.
For use with blade fuse 14.004.10/30/40/50/70. A complete fuse holder consists of: 1*14.117.XX + 2*14.118.XX + 1*14.116.01.

Code	Fuse holder A
14.117.02	10
14.117.03	15
14.117.04	20
14.117.05	30

Support base, bulkhead-mounting model

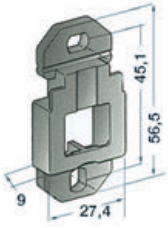

For fixing modular fuse holders. Splashproof.

Code	To be fastened with	ORDER BY BOX
14.116.01	2 screws	10

Contacts made of tin-plated brass

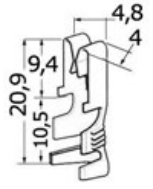

To seam on cables and to connect to the fuse holder (2 per each fuse).

Code	Cable contact mm	ORDER BY BOX
14.118.01	1/2.5	100
14.118.02	2.5/6	100

Connectors and "Faston"

Faston and lug kit

It comes in a box with dividers.

Code	Number of pieces	Package
14.303.18	175	In sectors

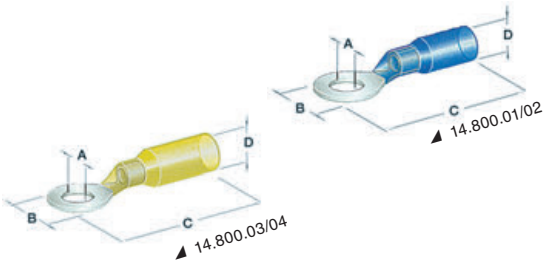

Eyelets pre-insulated with heat-shrinkable sheath

Watertight.

Code	A mm	B mm	C mm	D mm	Hole mm	Cable mm²	ORDER BY BOX
14.800.01	4.3	8.5	28	4.9	4.3	1.2/2.5	100
14.800.02	5.3	9.5	29	4.9	5.3	1.2/2.5	100
14.800.03	5.3	9.5	34	6.4	5.3	2.5/6	50
14.800.04	6.4	12	37	6.4	6.4	2.5/6	50

Pre-insulated eyes

Code	Hole mm	Cable mm²	ORDER BY BOX
14.185.70	3.2	1/2.5	100
14.185.71	4.3	1/2.5	100
14.185.72	5.3	1/2.5	100
14.186.31	5.3	2.5/6	100
14.186.32	6.3	2.5/6	100

Pre-insulated eyes

Code	Cable mm²	Opening mm	ORDER BY BOX
14.186.61	1/2.5	4.3	100
14.186.62	1/2.5	5.3	100
14.186.71	2.5/6	5.3	100
14.186.72	2.5/6	6.4	100

Faston pre-insulated blade connectors (4.7 mm, 6.3 mm, 9.5 mm)

Code	Type	Cable mm²	Opening mm	ORDER BY BOX
14.185.45	Female	1/2.5	4.7	100
14.185.46	Male	1/2.5	4.7	100
14.185.50	Female	1/2.5	6.3	100
14.185.60	Male	1/2.5	6.3	100
14.186.11	Female	2.5/6	6.3	100
14.186.20	Male	2.5/6	6.3	100
14.186.30	Female	2.5/6	9.5	50



Fully pre-insulated 4.7- and 6.3-mm Faston terminal

Code	Type	Cable mm²	Opening mm	ORDER BY BOX
14.185.54	Female	1/2.5	4.7	100
14.185.55	Female	1/2.5	6.3	100
14.186.06	Female	2.5/6	6.3	100
14.185.65	Male	1/2.5	6.3	100
14.186.24	Male	2.5/6	6.3	100

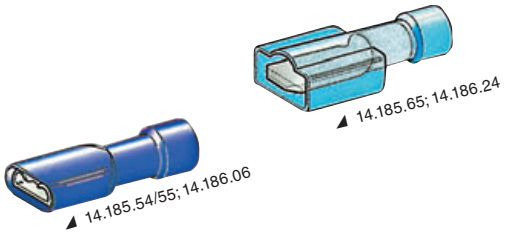

Faston terminals, pre-insulated watertight heat-shrinkable 6.3-mm size

Code	Type	A mm	B mm	C mm	D mm	Cable mm²	ORDER BY BOX
14.798.01	Female	6.35	0.8	28	4.9	1.2/2.5	100
14.798.02	Male	6.35	0.8	28	4.9	1.2/2.5	100

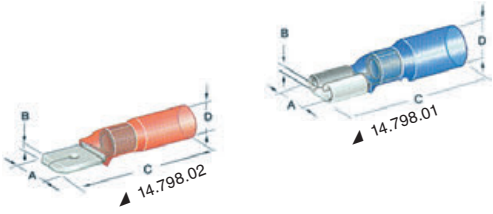

Piggy Back female faston, pre-insulated 6.3-mm size

Code	Cable mm²	Compatible Faston	ORDER BY BOX
14.186.26	1/2.5	**14.185.50; 14.185.60; 14.185.55**	50



Cylindrical terminals, pre-insulated

Code	Type	Cable mm²	Ø mm E	Ø mm i	ORDER BY BOX
14.186.43	Male	1/2.5	4	-	100
14.186.44	Female	1/2.5	4	-	100
14.186.47	Male	2.5/6	5	3.86	100
14.186.48	Female	2.5/6	5	4.85	50

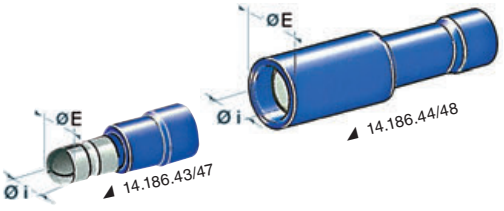

Male plugs + female connections, pre-insulated

Code	Type	Cable mm²	ORDER BY BOX
14.186.81	Female	1/2.5	100
14.186.83	Female	2.5/6	50
14.186.91	Male	1/2.5	100
14.186.92	Male	2.5/6	100

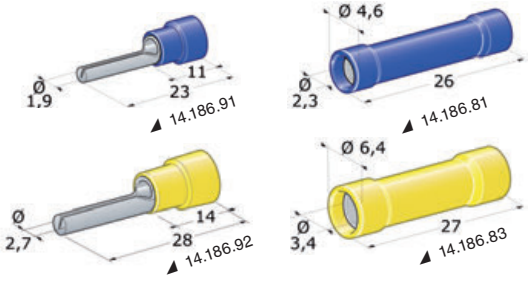



Pre-insulated heat-shrinkable tube for sealing joints, 2 cables

Code	Cable mm²	ORDER BY BOX
14.186.50	1/2.5	100
14.186.51	2.5/6	50

Quick splice terminals for switches, joints and terminations

Nylon body, **tin-plated brass** perforating contact. Suitable for flexible and rigid conductors.

Code	Cable mm²	ORDER BY BOX
14.100.91	1/2.6	100
14.100.92	2.6/6.6	50

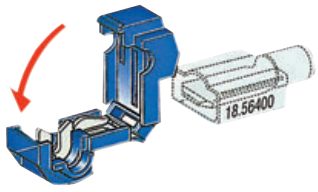

T quick splice terminals

Code	Cable mm²	ORDER BY BOX
14.100.97	1/2.5	100



Crimping joints, watertight

Includes a crimping cylinder covered with a heat-shrinking sheath **and an internal adhesive**. Thanks to the adhesive, once it's heat shrinked it gives a resistant fully watertight junction.

Code	Cable mm²		Colour	ORDER BY BOX
	min	max		
14.128.01	0.5	1	red	100
14.128.02	1.5	2.5	blue	100
14.128.06	3	6	yellow	100

Soldering joints, watertight

Composed of a heat-shrinking sheath with an inner tin ring and two adhesive rings. Once is heat shrinked it provides: an electric connection, sealing of the two cables and provides a fully watertight welded join; very easy to fit with the professional heater model 14.122.12 or with a normal lighter.

Code	Total mm²		Colour	ORDER BY BOX
	min	max		
14.124.02	0.8	2	red	100
14.124.04	2	4	blue	100
14.124.06	4	6	yellow	100

Terminal caps for multiple joints, watertight

Electrical joints with insulated heads and **watertight** sealings can be easy done with just one operation (using the industrial heater model 14.122.12 or with a normal lighter); the connection is made through soldering, giving a reliable electrical connection, even for numerous small cables.

Code	Total mm²		Colour	ORDER BY BOX
	min	max		
14.126.04	2	4	red	100
14.126.08	3.5	8	blue	100
14.126.12	7.5	12	yellow	100

◢ 14.155.01 ◢ 14.155.02 ◢ 14.155.03

Joints for electric cables, made of plastic

Code	A mm	B mm	C mm	ORDER BY BOX
14.155.01	14.5	8.6	6.5	100
14.155.02	17.2	10	7.9	100
14.155.03	22.2	11.1	9.1	100

Cable sheaths, cable trays and accessories for cable marking

Cabling coil made of white polyethylene

Electric cable protective belts, entry and exit at any point.

Code	Ø wiring diameter mm	Roll m
14.140.01	2-15	50
14.140.02	7-40	25
14.140.03	13-70	25

Cavoflex sheath for electric cables

Spiral PVC sheath, smooth inside. Shock-proof and flame-retardant

Code	Colour	Inside Ø mm	External Ø mm	Roll m
14.144.16	light grey	16	20.7	30
14.144.25	light grey	25	30.6	30
14.144.32	light grey	32	38	30

Joint between Cavoflex cable sheath and a box or bulkhead

Code	Nominal Ø mm
14.144.21	16
14.144.22	25

Hose clamp

Code	Description
14.144.01	Universal adjustable pipe holder strap; for rigid or flexible pipes. 16-32 mm beam Ø.

Plaited sheath

Made of grey polyester, suitable to gather and protect electric cables. One or more cables can be let out by opening the mesh at any point.

Code	Ø mm	Roll m
14.134.10	10	100
14.134.15	15	50
14.134.20	20	50
14.134.25	25	50
14.134.30	30	50

Protective sheath for electric cables

Black PVC protective sheath for electrical cables, pre-inflated for easy cable positioning.



Code	Inside Ø mm	Thickness mm	Roll m
14.132.04	4	0.3	200
14.132.06	6	0.4	200
14.132.08	8	0.4	200
14.132.10	10	0.5	200

Code	Inside Ø mm	Thickness mm	Roll m
14.132.12	12	0.5	100
14.132.20	20	0.8	100
14.132.26	26	0.9	50
14.132.30	30	1	50

Heat-shrinkable polyolefin sheath self-extinguishing

Ideal for **insulating electrical lugs** or to **trim splices on ropes**. Maximum contraction ratio of **2:1**.



Code	Ø internal starting diameter mm	Colour	Roll m
14.130.03	6.4	Black	10
14.130.04	9.5	Black	10
14.130.05	12.7	Black	10
14.130.06	19.1	Black	10
14.130.07	25.4	Black	10
14.130.08	38	Black	5

Heat-shrink sheaths made of reticular polyolefin, watertight

Equipped with internal thermo-shrinkable adhesive allowing to wrap up and waterproof the internal components. 3:1 shrinkage rate. Black colour.

Code	Expanded inner diameter mm	Ø internal restricted mm	Restricted wall thickness mm	Box from m
14.131.03	6	2	1.1	12
14.131.04	9	3	1.3	10
14.131.05	12	4	1.7	8
14.131.06	18	6	2	5
14.131.07	24	8	2.5	3

Electric heater

Two-speed heater for heat-shrink sheath treatment. 400 l/min air flow.

Code	V	W
14.122.12	220	1500

Gas-powered multipurpose tool

Heater/soldering tool for heat-shrinking sheaths and blade connectors in case the power supply is not available. Lighter-like gas bottle refill.
Refill with lighter type gas canister.

Code	Duration	Flame temperature	
14.122.13	30 minutes	1300°	60



Self-adhesive numbers and letters, black on white background, 3-mm size

Designed to label electrical cables (obligatory identification labelling, see ISO 10133 point 7.8).

Code	ORDER BY BOX
14.148.01	320 numbers + 272 letters

Watertight connectors for cables up to 1.2 mm²

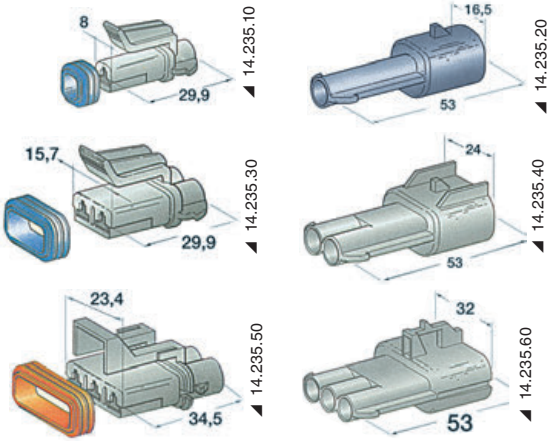

Watertight connectors made of plastic

Watertight connectors complying with the ISO 15083 standards. Example of 2-pole connector: 1x14.235.30 / 1x14.235.40 / 2x14.236.45 / 2x15.236.46 / 4x14.236.48.

Code	Version	N. Poles	Male connection made of brass	Female connection made of brass	ORDER BY BOX
14.235.10	Female	1	-	**14.236.46**	5
14.235.20	Male	1	**14.236.45**	-	5
14.235.30	Female	2	-	**14.236.46**	5
14.235.40	Male	2	**14.236.45**	-	5
14.235.50	Female	3	-	**14.236.46**	5
14.235.60	Male	3	**14.236.45**	-	5

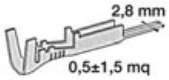

Male connection made of brass

Code	To be inserted in	ORDER BY BOX
14.236.45	14.235.20; 14.235.40; 14.235.60	50

Female connection made of brass

Code	To be inserted in	ORDER BY BOX
14.236.46	14.235.10; 14.235.30; 14.235.50	100

Silicone nipple for watertight closure

Code	For cable mm²	ORDER BY BOX
14.236.48	0.5/1.5	100

Watertight connectors for cables up to 10 mm²

14.232.01/02

Watertight connectors

A complete connector is formed by: connector + 2 male fastons 14.231.20/40 + 2 female fastons 14.231.0/30 + 4 dowels with gasket of the appropriate section 14.232.01/02.

Code	Version	For cables mm²
14.231.10	Faston female	4/6
14.231.20	Faston male	4/6
14.231.30	Faston female	8/10
14.231.40	Faston male	8/10
14.232.01	Plug with gasket	4/6
14.232.02	Plug with gasket	8/10

BULGIN BUCCANEER plugs and sockets

RINA type-approved, managed polarity, 100% watertight, IP 68 protection degree. Fibreglass-reinforced nylon body, nickel-plated brass contacts, watertight screw-in cap, type-approved in compliance with NATO military standards. Operating temperature range - 20°+ 70°.

Male contact plug

Flying plug to pair with a female contact socket.

Code	Poles	Capacity
14.350.02	2	10 A
14.350.03	3	10 A
14.350.09	9	5 A

External socket, female contacts

Includes watertight cover.

Code	Poles	Match to
14.360.02	2	14.350.02
14.360.03	3	14.350.03
14.360.09	9	14.350.09

Built-in socket, female contacts

Includes watertight cover.

Code	Poles	Match to
14.370.02	2	14.350.02
14.370.03	3	14.350.03
14.370.09	9	14.350.09



Watertight deck plugs and sockets

Watertight plug

Fine built, maximum reliability, **made of chromed brass.**

Code	Socket + plug	Max A	Base Ø mm
14.187.02	2 poles	10	40
14.187.03	3 poles	10	40
14.187.04	4 poles	10	40
14.387.02	2 poles	20	46
14.387.03	3 poles	20	46
14.387.04	4 poles	20	46

Watertight plug made of polycarbonate and fitted with brass contacts

IP65

Fine built, maximum reliability.

Code	Socket + plug	Max A	Base Ø mm
14.470.02	2 poles	3 A	40
14.470.03	3 poles	3 A	40
14.470.04	4 poles	3 A	40
14.471.02	2 poles	5 A	49
14.471.03	3 poles	5 A	49
14.471.04	4 poles	5 A	49

Culversterns flying plug

Watertight plug made of rubber and fitted with brass contacts.

Code	Poles	Max A	Version
14.188.02	2	10	Male + female
14.188.03	3	10	Male + female
14.188.04	4	10	Male + female

2-pole flying plug/socket

IP68

IP68 plug/socket micro connector.

Code	Poles	Max A	Cable cross-section mm²	Cable Ø mm	⟷ outside mm
14.374.02	2	10	0.25-1.5	1x(3-8) / 2x(1.9-2.5)	Ø14 x 90

New

Mini junction with cap for 14.374.02

IP68

Code	Poles	Max A	Cable cross-section mm²	Cable Ø mm	⟷ outside mm
14.374.03	2	10	1	5-7.5	Ø 59 X 39

New

2/3/4-pole flying socket/plug, snap connection

IP68

IP68 plug/socket connection.
Cable pressure/snap mounting, no tool required.

Code	Poles	Max A	Cable cross-section mm²	Cable Ø mm	⟷ outside mm
14.371.05	2/3/4	17.5	0.5 - 1.5	7 - 13.5	Ø 23 x 70

New

2/3/4-pole socket for panel or bulkhead mounting, snap connection.

IP68

IP68 plug/socket connection.
Cable pressure/snap mounting, no tool required.

Code	Poles	Max A	Panel thickness mm	Cable cross-section mm²	Cable Ø mm	⟷ outside mm
14.372.05	2/3/4	17.5	1-7	0.5 - 1.5	7 - 13.5	Ø 23 X 40

Fairleads and glands

SCANSTRUT vertical cable seals

SCANSTRUT

They ensure perfect waterproofing (IP-X7) in cable passage. They allow cable passage without disassembling any terminal connectors.
Shape without edges for increased durability and to prevent possible snagging of lines. Threaded holes that facilitate mounting and allow for an infinite number of disassemblies.
Each piece comes with a choice of pre-punched or punchable seals for maximum ease and flexibility of use. Packaged in a practical display blister.

Black plastic RETAIL (1 pc)	Black plastic BULK (10 pcs)	Grey plastic RETAIL (1 pc)	Grey plastic BULK (10 pcs)	Stainless Steel RETAIL (1 pc)	Cable Ø mm	Ø B connector max mm	Ø A mm
-	-	14.171.02*	-	-	2-6	6	30
14.170.02	14.170.82	14.172.02	14.172.82	14.173.02	2-8	16	39
14.170.04	14.170.84	14.172.04	14.172.84	14.173.04	4-9	21	49
14.170.09	14.170.89	14.172.09	14.172.89	14.173.09	9-14	21	49
14.170.10	-	14.172.10	-	14.173.10	9-14	30	59
14.170.12 New	-	14.172.12 New	-	14.173.12	12-15	40	69

* *Satin version*

◢ 14.170.xx

◢ 14.172.xx

◢ 14.173.xx

◢ 14.171.02

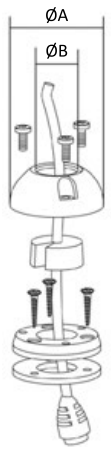

Low Profile Cable Gland SCANSTRUT

They ensure perfect waterproofing (IP68) in cable passage. Allow cable passage without disassembling any terminal connectors. Threaded holes facilitate mounting and allow an infinite number of disassemblies. Each piece is supplied with a choice of pre-punched or punchable seals for maximum ease and flexibility of use.

With the Low Profile range, the overall height of the cable glands/cable entries is reduced by more than 70% compared to the standard range, resulting in a cleaner and more refined product; allows for both vertical and horizontal installation.
A 100% watertight seal. No marine sealant required.
Packaged in a practical display blister.

Stainless steel	Black anodized aluminum	Cable Ø mm	Ø B connector max mm	Ø A mm
14.177.01	14.177.11	2-8	16	49.9
14.177.02	14.177.12	4-9	21	60.7
14.177.03	14.177.13	9-14	21	60.7
14.177.05	14.177.15	up to 15	-	-

14.177.15

14.177.05

14.177.11/12/13/14

14.177.01/02/03/04

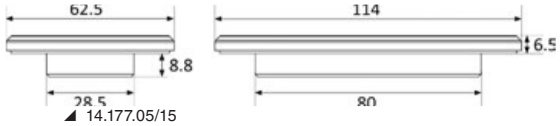

14.177.05/15

SCANSTRUT horizontal stuffing box

Made of fiberglass-reinforced nylon. IPX7 watertight. Supplied with pre-drilled seal and seal to be drilled. Display blister pack.

No sealant or silicone required for quick and clean installation.
The dual cable version is perfect for solar panels installation.

Code	Model	Colour	Material	Cable Ø mm	⟷ AxBxH mm	Outlets
14.171.42	DS-H6	grey	Plastic	2-6	28.5x46x20	1
14.171.62	DS-H10	grey	Plastic	6-10	44x78x27	1
14.176.01	DS-HD6-BLK	Black	Plastic	2-5/6	54x63x22	2
14.176.03 New	DS-HD6	grey	Plastic	2-5/6	54x63x22	2
14.176.02	DS-HD10-BLK	Black	Plastic	6-10	66.5x75.1x28.25	2
14.176.04 New	DS-HD10	grey	Plastic	6-10	66.5x75.1x28.25	2
14.176.10 New	DS-H-MULTI	Black	Plastic	up to 15	114,8x97,6x35,8	Multi-cable

14.171.42

14.171.62

14.176.03/04

14.176.01/02

14.176.10

14.171.42/62

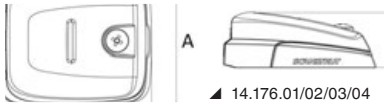

14.176.01/02/03/04

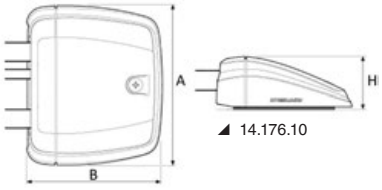

14.176.10

SCANSTRUT multiple cable stuffing box

Designed to accommodate multiple cables of various diameters (up to 15mm). Ensures perfect waterproofing (IP-X7) in cable passage.
Allows cables to be passed without dismantling any terminal connectors.
Supplied with a gasket to be drilled.
Packaged in a practical display blister.

Code	Material	Cable Ø mm	Ø B connector max	⟷ mm
14.174.01	Anodised aluminum	Up to 15	18	99x48
14.174.02	Black plastic	Up to 15	18	99x48

SCANSTRUT

Watertight bulkhead fairlead for large cables

IP67

To let cables through bulkheads. High-resistance moulded nylon with inside overmoulded seal. Easy to install.

Code	Material	Ø mm	For cables
14.175.04	Plastic	71	Up to 4 cables, 7- to 15-mm Ø
14.175.10	Plastic	71	Up to 10 cables, 5- to 7-mm Ø

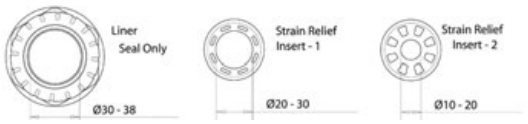

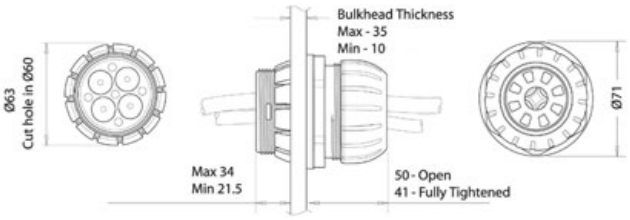

Fairlead gland

Made of watertight nylon, for electric cables.

Code	Base Ø mm	Overhang mm	For cables mm
14.185.95	48	33	5-8
14.185.96	51	36	7-12

Fairlead gland to be fitted under the deck

◢ 14.186.02

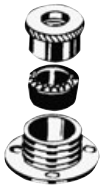

◢ 14.186.00/01/03

◢ Individual packages

Made of chromed brass, for cables to be fitted under the deck.

Code	Passage mm	ORDER BY BOX
14.186.01	6	10
14.186.00	8	10
14.186.03	10	10
14.186.02	12	1

Fairlead/gland made of nylon, fiberglass and stainless steel

They ensure perfect watertightness (IP67) for cable passing.
They allow the cables to pass without disassembling end connectors, if any.
Fiberglass-reinforced nylon body with AISI316 stainless steel plug.

◢ 14.186.14

◢ 14.186.15

Code	Ø base	Overhang mm	Ø cable diameter mm	Cable assembly
14.186.14	48	14	3-14	vertical (in line)
14.186.15	48	14	3-8	lateral (@ 90°)

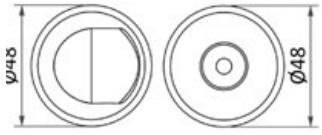

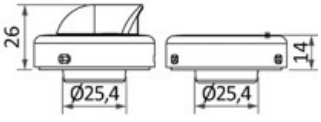

Elbow outlet

AISI 316

Code **14.481.92**
Made of polished AISI 316 stainless steel, designed for electrical cables, from mast base to inside cabin.

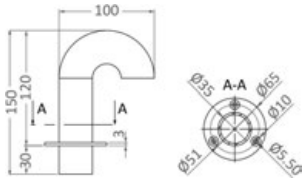

Plugs, lighter jacks and accessories

Power socket + plug made of black polycarbonate

OSCULATI

100% **water resistant**, either with protection cap closed or with lockable plug, equipped with a **special watertight collar** and a "lock-in" system that locks the plug by turning; designed for plug mounting with back screw nuts or two screw boards; suitable for lighters and cellular phones.

Code	Description	ORDER BY BOX
14.517.01	Socket + external mounting panel	5
14.517.02	Plub with fuse and red led light	5
14.517.00	Plug/socket kit 14.517.01+14.517.02	1

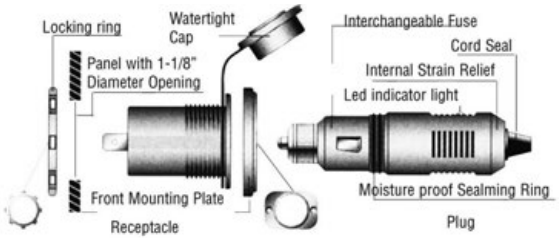

Marine lighter, 12 V

Code **13.008.00**

Made of **stainless steel** receptacle lighter/light; includes **charter light** on a knob with a separate switch.

Power socket

OSCULATI

100% **water-proof**, with either the cap closed or when it is plugged in, fitted with a **special watertight collar and** a locking system that locks the plug by turning it; the socket can be mounted with a rear screw-nut or with a 2-screw board. Standard socket for lighters, cellular phones; includes a plastic fairing and a base washer, designed for wall or ceiling mounting.

Code	Body	⟷ mm	OPTIONAL Plug
14.517.06	white	80 x 65 x 43	**14.517.02**
14.517.07	Black	80 x 65 x 43	**14.517.02**

Socket for cellular phones or lighters

Code **14.518.00**

Made of **stainless steel**, fitted with watertight cap. It can be mounted with 2 screws through the front panel or using a screw nut from the back of the instrument panel.

Double socket

Watertight double socket for plugs 14.517.02. Supplied with panel.

Code	⟷ mm
14.517.08	105x45

Dual USB port current plug

It matches any CARLINGSWITCH, MARINAR and Marine TOP switch. It fits all types of frame 14.197.xx.

Code	Description	V	⟷ mm	A
14.195.62	USB-A + USB-C port	12/24	42x25x40	2.4 + 2.4
14.195.63	Dual USB-A+C plug + 12/24 V voltmeter	12/24	49x25x51	3 + 3

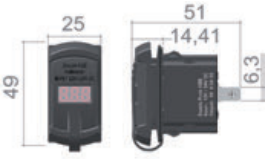

14.516.11

14.516.05

14.516.03

14.516.12

14.516.16

14.516.14

14.516.15

14.516.06

Lighter and/or USB socket

Made of nylon and fit with protection cap to make them waterproof. 12/24V input, 5V USB output.

Black	white	Description	A
-	**14.516.11**	Double USB plug, mounting with rear nut + panel	2.1
14.516.05	**14.516.15**	A-type USB plug + C-type	4.8*
-	**14.516.12**	Lighter plug + double USB with panel	2.1
14.516.06	**14.516.16**	Plug/lighter plug + double USB-A + USB-C with panel	4.8*
14.516.03	-	USB plug + body for flat mounting	2.1
14.516.14 New	-	Cigarette lighter socket + USB-A + USB-C + fairing for mounting on a surface	2.4 + 2.4*

* *3+3 A if used one at a time*

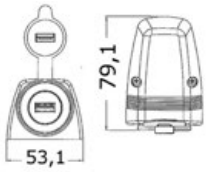

14.516.03

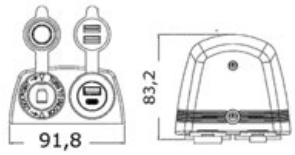

15.516.14

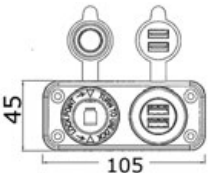

14.516.12

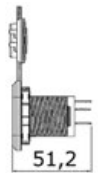

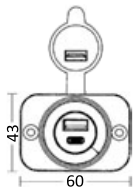

14.516.05

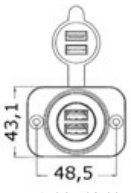

14.516.11

14.516.03

14.517.19

12/24V USB plugs

UBS connection to plug into standard current/lighter sockets.

Code	Description	V	A	Fuse + LED activation
14.517.19	Double USB type A	12/24	2.4	Yes
14.517.15	Double USB type A+C	12/24	2.4	Yes

14.517.15

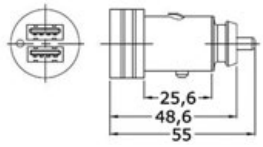

14.517.15

Extension spiral cable

Code **14.507.00**

3.60-m version with double male/female plug (lighter type). Suitable for socket type **14.519.10; 14.519.12** and **13.008.00**, on the other side portable phones, lights, etc.

Digital voltmeter/ampere meter and sockets for recess mounting

With or without front panel.

Code	8/32V digital voltmeter	0/10A digital ammeter	Power socket	Double USB Type A + C socket	A	Version
14.516.30	x	-	-	x	3+3	For recess fit
14.517.20	x	-	-	-	-	For recess fit
14.517.21	x	-	x	-	-	For recess fit
14.517.52	x	-	-	x	3+3	For recess fit
14.517.53	x	-	x	x	3+3	For recess fit
14.517.25	x	x	-	-	-	For recess fit
14.517.26	x	x	x	-	-	For recess fit
14.517.29	x	x	x	x	2.4+2.4	For recess fit

SCANSTRUT Flip Pro USB-A and USB-C watertight sockets

IPX4 waterproof when the cover is closed.
Very small size. Available in 3 versions: A+C USB socket, power socket, combo (USB + current socket).

Code	Description	V	Max current A	Mounting hole-Ø mm
14.195.80	A+C USB socket	12/24	6	32
14.195.81	Power socket	12	-	32
14.195.82	A+C USB socket and power socket	12/24	6	2x32

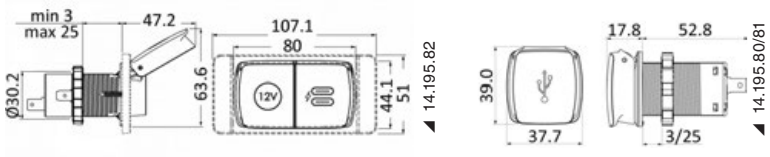

New

SCANSTRUT Tile dual USB port (A+C)

The dual USB port (A+C) Tile offers elegant and high-performance charging solutions, specifically designed for marine interiors. Stylish bezel options in matt black or high-quality brushed 316 stainless steel to perfectly fit luxury marine environments. Compact footprint 40-mm. a 29-mm hole saw is required for easy installation.
Tiny combines functionality and style. It is the ideal choice to modernize the interior of your boat.
Improve your boat equipment with this practical and sophisticated solution for daily charging of your devices.

Code	Colour		V	Output
	Front panel	Outlet		
14.195.91	Black	Black	12/24	5 V / 9V / 12V = 3A Max
14.195.92	chromed	Black	12/24	5 V / 9V / 12V = 3A Max

SCANSTRUT

Socket + USB cable (IPx6 watertight)

Waterproof fast recharge double port USB. It recharges up to two devices much faster than standard USB sockets.
Very low profile ideal for navigation.



Code	Description	Volt	A	⟷ mm
14.195.67	**Double USB port** Type A + Type A. Metallic components AISI 316, UV-resistant plastic parts, electrical circuit with salt-resistant and anti-corrosion coating.	12/24	2 x 2.1	29x94
14.195.68	**Double USB port** Type A + Type C. Metallic components AISI 316, UV-resistant plastic parts, electrical circuit with salt-resistant and anti-corrosion coating.	12/24	2 x 3	29x94

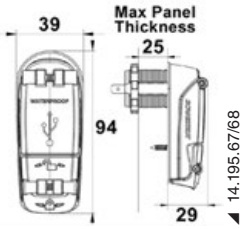

SCANSTRUT

Waterproof wireless charger ROKK 10 W

The ROKK wireless IPX6 12/24V series (Qi certified) allow recharging mobile phones and tablets by simply placing them on the charger.
Designed for marine use, they are 100% watertight.
The external version has (Surface) a surface with a very high degree of slip resistance and UV resistance.
Available in 2 installation versions (Hidden and Surface) depending on the user's needs and mounting preference.

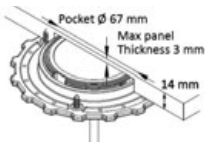

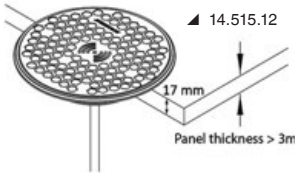

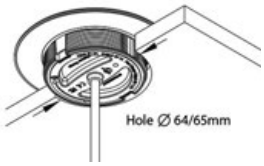

Input	Dimensions	cable
12/24 V	Ø 96 mm	30 cm

Code	Version	Description	Output W
14.515.11	Hidden	Hidden version for installation under the surface. A single anti-skid rings is visible to indicate the position	10
14.515.12	Surface	Installation on a flat surface	10

SCANSTRUT

New

ROKK watertight wireless charger - 3-coil 15W

IPX6

The ROKK wireless charger 15W (12/24V) allows mobile phones or tablets to be charged simply by placing them on the device.
Designed for nautical use, it is completely waterproof. IPX6 (Qi certified) has a highly non-slip and UV resistant surface.
The wireless charger features 3-coil technology that ensures a charging area over 80% larger than previous versions.
This implementation is the best one for mobiles with very powerful camera phones (15 W output power).



Code	Version	Description	Output W
14.515.20	Hidden	Hidden, installed beneath the surface. Only a non-slip ring indicating the position remains visible.	15
14.515.21	Surface	Installation on a flat surface	15

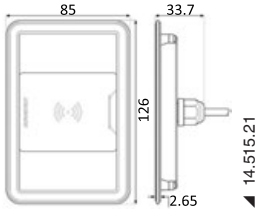

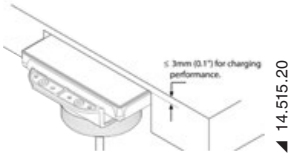

New ROKK wireless SUB watertight charger with integrated invisible charging - 3-coil 15W

SCANSTRUT

IPX6

For indoor and outdoor installation on any non-metal surface (fiberglass, leather, PVC, fabric, wood, carbon fibre, etc.)
SUB is designed to be covered with a material such as leather, fabric, or foam covering for a customised installation.
IPX6 watertight. Compatible with any mobile phone with a non-metal case and 3-mm minimum thickness.
Qi wireless charge technology (Apple, Samsung, Huawei, etc).
The SUB charger features 3-coil technology that ensures a charging area over 80% larger than previous versions.
This implementation is the best one for mobiles with very powerful camera phones (15 W output power).

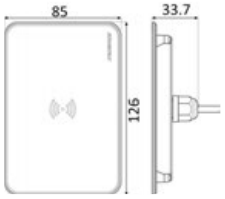

Code	Input V	Output W	⟷ mm
14.515.25	12/24	15	126x85

Mobile holder with waterproof ROKK Wireless Nano charger - 10 W

SCANSTRUT

IPX6

High-performance wireless phone charger, designed for nautical use. Suitable for all models from 56 (2.16") to max 106 (4.17") mm wide.
100% waterproof IPX6;
- High degree grip.
- It can be plugged with a single hand.
- can be installed on any flat surface.

Code	Input V	Output W	⟷ mm	
			closed	open
14.514.12	12/24	10 (9V, 1.1 A)	80x34x72	130x34x72

Mobile phone holder with waterproof wireless charger ROKK ACTIVE - 10 W

SCANSTRUT

IPX6

High-performance wireless cell phone charger for marine purposes. It fits cell phones 120- (4.7") to 173-mm (6.8") long.
- 100% IPX6 watertight.
- High degree grip.
- Anodized aluminium case.
- It can be plugged with a single hand.
- Installation on any flat surface.
- LED charge indicator.

Code	Input V	Output W	⟷ mm		Cable cm
			closed	open	
14.514.11	12/24	10	74x33x142	74x33x206	50

ROKK waterproof wireless CATCH charger - 10 W

SCANSTRUT

Safely holds & wirelessly charges your phone at the same time. Now you can keep your phone in a safe place onboard, in sight, charged and ready to go. Designed to easily install onto any flat surface. Simply place your phone onto the center of the charging mat and instantly start wirelessly charging. Qi certified.
Simply place your phone at the center of the mat and start wireless charging immediately (Qi certified article).

Code	Input V	Output W	⟷ mm
14.515.17	12/24	10	206x118

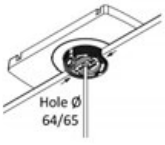

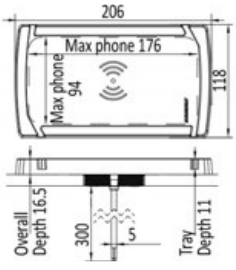

SCANSTRUT

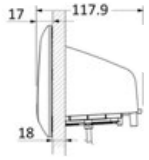

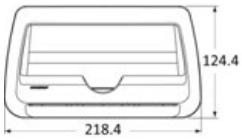

New ROKK wireless Cove LED watertight charger - 3-coil 15W

IPX6

It keeps phones in a safe place onboard and wireless charge them at the same time.
Tapered front design with reduced thickness, perfect for integration into consoles, bulkheads, seating, cabinetry and more.
Simply slide the phone into the pocket and instantly start wireless charging.
The internal grippy mat stops the phone sliding around making sure the phone always stays safe.
- Waterproof Rating: IPX6.
- 15W fast charging;
- Input Voltage Range: 12/24V.
- It fits any boat.
- instantly start wireless charging, no connection required.

The Cove charger features 3-coil technology that provides a charging area over 80% larger than previous versions.
This implementation is the best one for mobiles with very powerful camera phones (15 W output power).

Code	Input V	Output W	⟷ mm
14.515.28	12/24	15	218.4x124.4x117.9 (recessed)

SCANSTRUT

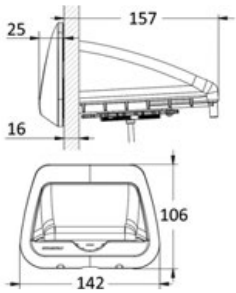

New ROKK NEST recess-fit waterproof wireless charging pocket - 3-coil 15W

IPX6

Wireless battery charging pocket for bulkhead recess-fit mounting. To be integrated on consoles, seats, cushions, etc.
Just place your mobile phone on the grippy mat to instantly start wireless charging. No charging cable required. 12/24V charging. Compatible with any phone having a non-metallic casing at least 3mm thick.
Qi wireless charging technology (Apple, Samsung, Huawei, etc). IPX6 waterproof. Fitted with a water drainage system, it can also be used as a storage compartment.
The NEST charger features 3-coil technology that ensures a charging area over 80% larger than previous versions.
This implementation is the best one for mobiles with very powerful camera phones (15 W output power).

Code	Input V	Output W	⟷ mm
14.515.26	12/24	15	142x106x157 (recess)

SCANSTRUT



New Recessed magnetic holder with Aura wireless charger - 10W

IPX6

Built-in wireless charger, designed to withstand the toughest weather conditions.
This device charges the phone wirelessly and also keeps it securely in place.
Your smartphone will effortlessly magnetically lock into the optimal charging position.
Allows phone charging in outdoor environments. No cable required.
- Waterproof Rating: IPX6.
- 10W fast charging.
- Input Voltage Range: 12/24V.
- It fits any boat.
- instantly start wireless charging, no connection required.

Code	Input V	Output W	⟷ mm
14.515.19	12/24	10	124x110x54 (depth)

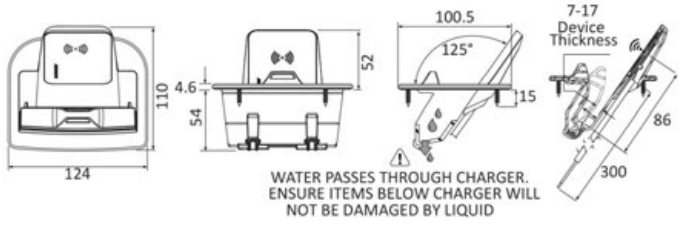

SCANSTRUT

New Magnetic holder with Ultra wireless charger - 15W

IPX6

The first marine Qi2-certified wireless charger: IPX6 with a magnetic ring compatible with iPhone.
Available as a top-mount version or as a built-in model for rear camera.
Made of tempered glass, totally invisible when the phone is charging giving the impression that the phone is floating on the mounting surface.

Code	Input V	Output W
14.515.30	12/24	15

Plugs and sockets for boat trailers

7-pin plug and socket

Type-approved for towing. Made of **black ABS and chromed brass internal parts**. Long lasting and rust-proof model.

Code		Description	Material	V
14.190.00		Socket and plug	Plastic	12
14.190.01		Socket	Plastic	12
14.190.02		plug	Plastic	12
14.190.03	New	Plug with screw contacts	Metal	12
14.190.04	New	Socket with screw terminals	Metal	12

14.190.00

14.190.02

14.190.01

14.190.04

14.190.03

13-pole plug

Made of **black ABS** with **chromed brass** parts. To be coupled with socket 14.191.01.

Code	V	For clamps
14.191.02	12	ISO 11446

13-pole socket

Made of **black ABS** with **chromed brass** parts.

Code	V	For clamps
14.191.01	12	ISO 11446

New Gaskets for sockets and plugs

14.190.21

14.190.20

Code	Description	V
14.190.20	Gasket for 7-pin socket	12
14.190.21	Seal for 13-pin socket	12

Electrical adapter for boat trailers

Made of **black ABS** with **chromed brass** parts.

Code	Description
14.190.50	Adapter for plugging 7-pole plug to 13-pole socket
14.190.51	Adapter for plugging 13-pole plug to 7-pole socket

14.190.50

14.190.51

New LED adapter for 13-pin socket

Code **14.190.11**

Equipped internally with a resistor that allows for the simulation of load and prevents errors.

Modular switches, sockets and plugs



Modular electrical material

CE

Made of plastic, **stainless steel and brass**, easy to mount, fine looking product. **Module 50x50mm**.

Product	Dark Grey
1 - ON-OFF switch, 10-mm recess thickness, 12/24 V	**14.650.01**
1 - ON-OFF switch, 10-mm recess thickness, 12/24 V (needed to switch on the light from 2 different places)	**14.650.00**
2 - Dual ON-OFF switch, 10-mm recess overhang, 12/24 V	**14.650.02**
50-mm Ø rear protection for switch 14.650/660.01/02, 35-mm depth	**14.650.03**
4 – Phone or lighter socket with snap cover, 12/24 V	**14.651.01**
5 – Mobile phone or lighter socket for outdoor purposes with water-tight cap, 12/24 V	**14.651.02**
6 - Double USB Type A + Type C. Outputs of 3 A.	**14.651.04**
7 – Electrical plug matching **14.651.01/02 - 14.661.01/02**	**14.517.02**
8 – TV antenna socket + mobile phone or lighter socket	**14.652.01**
9 – Standard bipolar electrical socket with earth and snap cover and protection (47-mm recess thickness, 45-mm Ø recess)	**14.653.01**
10 – Schuko bipolar electrical socket with earth on its perimeter, snap cover and rear protection (50-mm Ø, 34-mm overhang)	**14.653.02**
11 – 40W electronic dimmer for cab lights	**14.654.02**
12 – Switch and socket snap mounting support, single	**14.657.02**
13 – 85x78-mm snap-mounting screwcover frame, single	**14.655.02**
14 – Switch and socket snap mounting support, double	**14.658.02**
15 - 139x78-mm snap-mounting screwcover frame, double	**14.655.03**
16 – Switch and socket snap mounting support, triple	**14.659.02**
17 - 192x78-mm snap-mounting screwcover frame, triple	**14.655.04**

Båtsystem

Socket and switch

Elegant panel fitted with BATSYSTEM switches

Dual switch	Colour		A for switch
	Front panel	Buttons	
14.486.15	Black	Black	10
14.486.06	chromed	Black	10

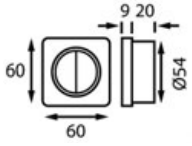

Schuko power socket

Fitted with frame, 16A.

Code	Colour		Voltage	Recess Ø mm	Panel mm
	Front panel	Outlet			
14.492.01	white	white	AC 220 V	52	60x60
14.492.11	Black	Black	AC 220 V	52	60x60
14.492.03	chromed	Black	AC 220 V	52	60x60

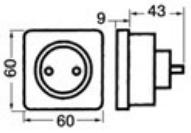

Båtsystem

14.492.03

14.492.11

14.492.01

A+C USB socket

For mobile phones, MP3, cameras, etc.
Complete with red power indicator.

Code	Colour		V	Output
	Front panel	Outlet		
14.494.11	Black	Black	12/24	5 V/2A
14.494.03	chromed	Black	12/24	5 V/2A

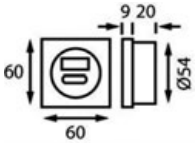

Båtsystem

14.494.03

14.494.11

Power socket, watertight

Waterproof power socket, carlighter type

Code	Colour		Recess Ø mm	V
	Front panel	Outlet		
14.491.03	chromed	Black	53	12

Båtsystem

Dimmerable touch switch for LED lights

IP65

100% stainless steel and waterproof. A light touch activates the ON-OFF function. Keep pressed to activate the dimmer. Orange LED (OFF), white LED (ON).
Orange LED (OFF) - White LED (ON).

Code	V	Capacity W	Bore Ø mm
14.482.00	12/24	18	19

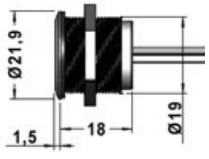

Motion sensor

IP65

Infrared sensor that can be applied to no matter what light. 5-m and 120° operating range. 10-70 second activation.

Code	V	A max	W max	LED beam angle
14.481.00	12/24	5	24	120°

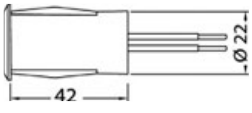

Rocker switch, bulkhead-mounting model

For cabins, low voltage. Max 15A.

Code	Colour	Switch		⟷ mm
		Colour	No.	
14.101.15	Polished stainless steel	white	1	51x64
14.102.15	Polished stainless steel	white	2	51x64

Contemporary switches

Low voltage cabin switches made of nylon.

Code	Colour	A max at 12 V	Outside mm	Hole mm	Number of switches
14.484.01	white	15	68x71	37x46	1
14.484.02	white	15x2	68x71	37x46	2

14.484.02

14.484.01

Bulbs and incandescent bulbs

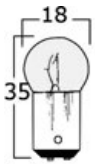

Bipolar bulb

Parallel-pole small bulb.

Code	V	W	Type	Poles	ORDER BY BOX
14.200.00	12	5	BA15D	parallel	10
14.200.01	24	5	BA15D	parallel	10

Code	V	W	Type	Poles	ORDER BY BOX
14.200.02	12	10	BA15D	parallel	10
14.200.03	24	10	BA15D	parallel	10

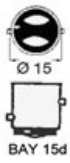

Vertical filament bulb

Offset poles. Special model for type-appoved navigation lights such as Osculati Utility lights, as well as Hella, Dhr or Aqua Signal.

Code	V	W	Type	ORDER BY BOX
14.220.00	12	25	BAY15D	10
14.220.01	24	25	BAY15D	10
14.220.02	12	10	BAY15D	10

Code	V	W	Type	ORDER BY BOX
14.220.03	24	10	BAY15D	10
14.220.04	12	15	BAY15D	10

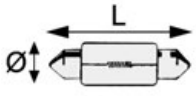

Festoon bulb

For lamps, ceiling fixtures, signal lights, etc.

Code	V	W	L mm	Ø mm	ORDER BY BOX
14.300.00	12	10	37	10	10
14.300.01	24	10	37	10	10
14.300.05	12	5	37	10	10
14.300.06	24	5	37	10	10
14.400.00	12	10	31	10	10

Code	V	W	L mm	Ø mm	ORDER BY BOX
14.400.01	12	8	31	10	10
14.400.02	12	5	31	8	10
14.400.03	24	5	31	10	10
14.202.12	12	15	45	15	10
14.202.24	24	15	45	15	10

Bayonet bulb

Small version, BA9S base.

Code	V	W	ORDER BY BOX
14.250.00	12	4	10

Halogen lamp

JC with G4 base.

Code	V	W	ORDER BY BOX
14.453.01	12	20	10
14.454.12	12	10	10
14.454.24	24	10	10

Code	V	W	ORDER BY BOX
14.455.12	12	5	10
14.455.24	24	5	10
14.100.24	24	20	10

Dichroic halogen bulb

With G4 screw reflector.

Code	Type	V	W	Ø mm
14.258.57	MR16	12	35	50
14.258.58	MR16	24	35	50



Waterproof incandescent bulbs

Spare bulb for a wide range of navigation lights and crosstree lights.

Code	V	W	Watertight Bulb Version	⟷ mm
14.249.01	12	30	-	110 (4")
14.249.02	12	100	-	110 (4")
14.249.04	24	100	-	140 (5"3/4)
14.249.05	12	100	-	178 (7")
14.249.06	24	170	-	178 (7")
14.249.07	12	35	splined for crosstree lights	110 (4")
14.249.08	24	50	splined for crosstree lights	110 (4")
14.249.11	12	50	splined - halogen	110 (4")

LED light bulbs

SMD LED bulb, G4 connection

LED

It replaces all G4 connection halogen bulbs

Code	Socket	Ø chip mm	V	W	W equivalent	lumen	K	LED beam angle	No of LEDs	Connection
14.450.01	G4	30	12/24	2	15	200	2700	120°	12	side
14.450.05	G4	24	12/24	1.2	7	120	2700	120°	6	side
14.450.09	G4	28	12/24	1.6	11	160	2700	120°	9	side
14.451.00	G4	24	12/24	1.4	10	90	2700	150°	1 HD	side
14.450.02	G4	30	12/24	2	15	200	2700	120°	12	rear
14.450.06	G4	24	12/24	1.2	7	120	2700	120°	6	rear
14.450.10	G4	28	12/24	1.6	11	160	2700	120°	9	rear

◢ 14.450.02

◢ 14.450.01

◢ 14.450.10

◢ 14.450.06

OSCULATI

◢ 14.450.01

◢ 14.450.05

◢ 14.450.09

◢ 14.451.00

◢ 14.450.02

Bicolour SMD LED bulb, G4 screw

LED

Repeatedly press the switch to activate either the white or red/blue light.
It perfectly retrofits the existing electric installation.

Code	LED colour	V	Ø chip mm	W	W equivalent	No of LEDs	lumen	K	LED beam angle	Connection
14.450.31	white/blue	12	31	1.6/0.8	10/5	16	180/20	3000	120°	side
14.450.32	white/blue	24	31	1.6/0.8	10/5	16	180/20	3000	120°	side
14.450.33	white/red	12	31	1.6/0.7	10/4.5	16	180/25	3000	120°	side
14.450.34	white/red	24	31	1.6/0.7	10/4.5	16	180/25	3000	120°	side

LED light bulb - G4 side screw

LED

Model fitting a single high-power SMD LED bulb.

Code	Socket	V	W	W equivalent	lumen	K	LED beam angle	Connection	⟷ mm
14.450.15	G4	12/24	1.5	15	130	3000	120°	side	33x16

LED light bulb - G4 screw, 360° light

LED

High-power SMD LED version.

Code	Socket	V	W	W equivalent	lumen	K	LED beam angle	Connection	⟷ mm
14.450.18	G4	12	1.6	18	150	3000	360°	In axis	10x38

Festoon LED bulb

LED

Equipped with LED **having a 360° light cone**.

Code	V	Length mm	LED	Chip	W	lumen	K	Suitable for headlights	Package
14.301.20	12	31	4	12	0.7	60	3000	Compact 12 and 11.507.xx	2 pcs
14.300.32	12	36	8	24	1.2	120	3000	General purposes, 36-mm lamp holder centre distance	1 pcs
14.301.22	12	38	8	24	1.4	120	3000	Classic 12 / Utility 85 / Utility 77	2 pcs
14.301.24	12	44	12	36	2	180	3000	Maxi 20	2 pcs

◢ 14.301.20

◢ 14.301.22/32

◢ 14.301.20/22/24

◢ 14.301.22/32

◢ 14.301.24

BA15D LED bulb for anchor lights, aligned bayonet pins

LED

It can replace a 10W bulb in anchor lights 11.132.xx, 11.133.xx, and similar.

Code	V	W	W equivalent	lumen	K	LED beam angle	Poles
14.223.00	12/24	1.2	10	100	3000	170°	parallel

SMD LED bulb for spotlights, BA15D screw

LED

BA15D screw (15-mm bayonet with aligned pins).

Code	V	W	W equivalent	lumen	K	Ø D mm	L mm
14.443.11	12/24	1.5	12	150	3000	16	41
14.443.12	12/24	2.5	20	220	3000	19	43
14.443.13	12/24	3	35	300	3000	20	55

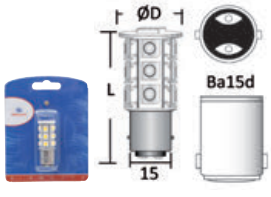

◢ 14.443.11 ◢ 14.443.12 ◢ 14.443.13

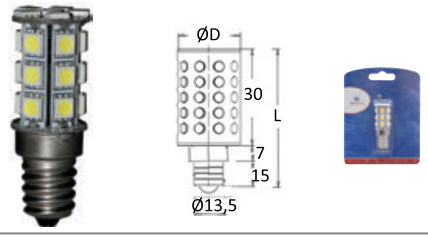

LED SMD light bulb with E14 connection

LED

For spotlight with Edison E14 screw.

Code	V	W	W equivalent	lumen	K	Ø D mm	L mm
14.443.10	12/24	2.5	20	220	3000	20	50

SMD LED bulb with BA15D screw

LED IP65

For spotlights with glass cover LED. BA15D screw (15-mm bayonet with aligned pins)

Code	V	W	W equivalent	lumen	K	Ø D mm	L mm
14.443.15	12/24	1.2	10	100	3000	18	40
14.443.16	12/24	2.5	23	240	3000	18	54
14.443.17	12/24	3	28	280	3000	25	67

SMD LED bulb, E14/E27 screw

LED

LED glass cover

Code	Socket*	V	W	W equivalent	lumen	K	Ø D mm	L mm	IP
14.443.20	E14	12/24	2.5	23	240	3000	18	54	65
14.443.21	E14	12/24	3	28	280	3000	25	67	65
14.443.22	E27	12/24	2.5	30	220	3000	32	78	40

* *E14 = small Edison screw; E27= large Edison screw*

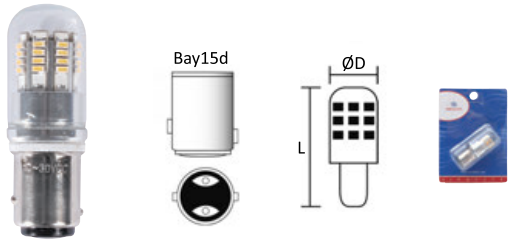

BAY15D LED bulb, offset pins for navigation lights

LED IP65

For navigation lights (11.417.xx; 11.427.xx; 11.134.xx; 11.135.xx, 11.136.xx; DHR series 35/55; Aqua signal 40/41; Hella 2984; Lalizas N20/S20 and similar).

Code	V	W	W equivalent	lumen	K	Ø D mm	L mm
14.444.01	12/24	2.5	25	240	3000	18	54



SMD LED bulb for spotlights, G4 screw

LED

G4 connection (halogen-type bulb).

Code	V	W	W equivalent	lumen	Light	Ø D mm	A mm	B mm	L mm
14.441.11	12	1	10	100	3000	13.5	23	24.5	34.5
14.441.12	12/24	2	15	200	3000	15	25	26.5	36.5
14.441.15	12/24	2.2	20	220	2700	15	23	24.5	34.5



LED bulb for lights, courtesy lights and navigation lights, BA9S screw

Bulb cap BA9S, it can replace traditional bulbs.

Code	V	W	lumen	K	Ø D mm	L mm
14.225.01*	12	0.5	50	3000	12	28
14.225.02	12	1	100	3000	12	34

* *It can replace the traditional bulb in all spot lights series 11.412.xx - 11.413.xx*

LED spotlight

LED

Equipped with 4 x HD LEDs.
Power equivalent to a 35-watt halogen bulb.

Code	V	W	lumen	K	LED beam angle	Type	Ø mm
14.258.56	12/24	4	260	6000	45°	MR16	50

Saturn Shower — 15.470.xx / 15.471.xx
No more chills,
just chill out
built-in mixer | horizontal or vertical mounting
www.osculati.com

Classic Evo & New Edge
deck showers

Showers and deck showers

Classic Evo deck shower with Tiger stainless steel shower head

OSCULATI

Stainless steel shower head, UV-resistant ASA white housing.

White door RETAIL (1pc)	White door BULK (10pcs)	Stainless steel door with white compartment RETAIL (1pc)	⟷ mm		Pipe in	Hose m
			recess	outer dimensions		
15.163.00	15.163.00BU	15.163.70	Ø70x44	Ø95	Net PVC	2.5
15.163.01	15.163.01BU	15.163.71	Ø70x44	Ø95	Net PVC	4
15.163.30	15.163.30BU	15.163.80	Ø70x44	Ø95	SS	2.5
15.163.31	15.163.31BU	15.163.81	Ø70x44	Ø95	SS	4
15.163.60	15.163.60BU	15.163.90	Ø70x44	Ø95	White nylon	2.5
15.163.61	15.163.61BU	15.163.91	Ø70x44	Ø95	White nylon	4

15.290.55*Hose bag (option)*

New Edge deck shower with Tiger stainless steel shower head

OSCULATI

Stainless steel shower head, UV-resistant ASA white housing.

White door RETAIL (1pc)	White door BULK (10pcs)	Stainless steel door RETAIL (1 pc)	⟷ mm		Pipe in	Hose m
			recess	outer dimensions		
15.164.00	**15.164.00BU**	**15.164.70**	Ø70x40.5	88x95	Net PVC	2.5
15.164.01	**15.164.01BU**	**15.164.71**	Ø70x40.5	88x95	Net PVC	4
15.164.30	**15.164.30BU**	**15.164.80**	Ø70x40.5	88x95	SS	2.5
15.164.31	**15.164.31BU**	**15.164.81**	Ø70x40.5	88x95	SS	4
15.164.60	**15.164.60BU**	**15.164.90**	Ø70x40.5	88x95	White nylon	2.5
15.164.61	**15.164.61BU**	**15.164.91**	Ø70x40.5	88x95	White nylon	4

15.290.55*Hose bag (option)*

Classic Evo deck shower with Mizar push-button shower

OSCULATI

Chromed brass shower head, UV-resistant ASA white housing.

White door RETAIL (1pc)	White door BULK (10pcs)	Chromed door RETAIL (1 pc)	Chromed Door BULK (10pcs)	Stainless steel door RETAIL (1 pc)	⟷ mm		Pipe in	Hose m
					recess	outer dimensions		
15.250.00	**15.250.00BU**	**15.250.06**	**15.250.06BU**	**15.250.70**	Ø70x44	Ø95	Net PVC	2.5
15.250.01	**15.250.01BU**	**15.250.07**	**15.250.07BU**	**15.250.71**	Ø70x44	Ø95	Net PVC	4
-	-	**15.150.06**	**15.150.06BU**	**15.250.80**	Ø70x44	Ø95	SS	2.5
-	-	**15.150.07**	**15.150.07BU**	**15.250.81**	Ø70x44	Ø95	SS	4
15.250.60	**15.250.60BU**	-	-	**15.250.90**	Ø70x44	Ø95	White nylon	2.5
15.250.61	**15.250.61BU**	-	-	**15.250.91**	Ø70x44	Ø95	White nylon	4

15.290.55*Hose bag (option)*



Classic EVO deck shower for bulkhead mounting with Mizar push-button shower

OSCULATI

Chromed brass shower head, UV-resistant ASA white housing.

White door RETAIL (1pc)	White door BULK (10pcs)	Chromed door RETAIL (1 pc)	Chromed Door BULK (10pcs)	Stainless steel door RETAIL (1 pc)	⟷ mm		Pipe in	Hose m
					recess	outer dimensions		
15.250.03	**15.250.03BU**	**15.250.09**	**15.250.09BU**	**15.250.73**	Ø70x44	Ø95	Net PVC	2.5
15.250.04	**15.250.04BU**	**15.250.10**	**15.250.10BU**	**15.250.74**	Ø70x44	Ø95	Net PVC	4
-	**-**	**15.150.09**	**15.150.09BU**	**15.250.83**	Ø70x44	Ø95	SS	2.5
-	**-**	**15.150.10**	**15.150.10BU**	**15.250.84**	Ø70x44	Ø95	SS	4
15.250.63	**15.250.63BU**	**-**	**-**	**15.250.93**	Ø70x44	Ø95	White nylon	2.5
15.250.64	**15.250.64BU**	**-**	**-**	**15.250.94**	Ø70x44	Ø95	White nylon	4

15.290.56*Hose bag (option)*

15.150.09/10

15.250.03/04

15.250.73/74

15.250.03/04/63/64

15.250.09/10; 15.150.xx

15.250.7x/8x/9x

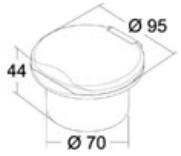

New Edge deck shower with Mizar push-button shower

OSCULATI

Chromed brass shower head, UV-resistant ASA white housing.

White door RETAIL (1pc)	White door BULK (10pcs)	Chromed door RETAIL (1 pc)	Chromed Door BULK (10pcs)	Stainless steel door RETAIL (1 pc)	⟷ mm		Pipe in	Hose m
					recess	outer dimensions		
15.243.00	**15.243.00BU**	**15.243.06**	**15.243.06BU**	**15.243.70**	Ø70x40.5	88x95	Net PVC	2.5
15.243.01	**15.243.01BU**	**15.243.07**	**15.243.07BU**	**15.243.71**	Ø70x40.5	88x95	Net PVC	4
-	**-**	**15.143.06**	**15.143.06BU**	**15.243.80**	Ø70x40.5	88x95	SS	2.5
-	**-**	**15.143.07**	**15.143.07BU**	**15.243.81**	Ø70x40.5	88x95	SS	4
15.243.60	**15.243.60BU**	**-**	**-**	**15.243.90**	Ø70x40.5	88x95	White nylon	2.5
15.243.61	15.243.61BU	-	-	15.243.91	Ø70x40.5	88x95	White nylon	4

15.290.55*Hose bag (option)*

15.243.00/01

15.243.06/07

15.243.70/71

15.243.00/01/60/61

15.243.06/07; 15.143.xx

15.243.70/71/80/81/90/91

New Edge deck shower with Boris shower head

OSCULATI

Plastic shower head with chromed head, UV-resistant ASA housing.

White door with white compartment RETAIL (1 pc)	White door with white compartment BULK (10 pcs)	Chromed door with white compartment RETAIL (1 pc)	Chrome door with white compartment BULK (10 pcs)	Stainless steel door with white compartment RETAIL (1 pc)	Black door with black compartment RETAIL (1 pc)	⟷ mm recess	⟷ mm outer dimensions	Pipe in	Hose m
15.248.00	15.248.00BU	15.248.06	15.248.06BU	15.248.70	15.248.56	Ø70x40.5	88x95	Net PVC	2.5
15.248.01	15.248.01BU	15.248.07	15.248.07BU	15.248.71	15.248.57	Ø70x40.5	88x95	Net PVC	4
-	-	15.148.06	15.148.06BU	15.248.80	-	Ø70x40.5	88x95	SS	2.5
-	-	15.148.07	15.148.07BU	15.248.81	-	Ø70x40.5	88x95	SS	4
15.248.60	15.248.60BU	-	-	15.248.90	-	Ø70x40.5	88x95	White nylon	2.5
15.248.61	15.248.61BU	-	-	15.248.91	-	Ø70x40.5	88x95	White nylon	4

◢ 15.248.00/01/60/61

◢ 15.248.06/07; 15.148.xx

◢ 15.248.7x/8x/9x

◢ 15.248.56/57

New Edge deck shower with Niagara shower head

OSCULATI

Chromed ABS shower head with, UV-resistant ASA white housing.

White door RETAIL (1pc)	White door BULK (10pcs)	Chromed door RETAIL (1 pc)	⟷ mm recess	⟷ mm outer dimensions	Pipe in	Hose m
15.160.01	15.160.01BU	15.160.20	Ø70x40.5	88x95	Net PVC	2.5
15.160.02	15.160.02BU	15.160.21	Ø70x40.5	88x95	Net PVC	4
15.160.30	15.160.30BU	15.160.50	Ø70x40.5	88x95	SS	2.5
15.160.31	15.160.31BU	15.160.51	Ø70x40.5	88x95	SS	4
15.160.60	15.160.60BU	-	Ø70x40.5	88x95	White nylon	2.5
15.160.61	15.160.61BU	-	Ø70x40.5	88x95	White nylon	4

15.290.55*Hose bag (option)*

◢ 15.160.2x/5x

◢ 15.160.0x/3x/6x

Nuvola & Elissa
deck shower

OSCULATI

Nuvola deck shower with Keji shower head

STAINLESS LOOK | **REGISTERED DESIGN / DISEGNO DEPOSITATO**

Housing with AISI316 stainless steel insert. Inclined at 45° for flat or vertical mounting. Fitted with Keji oversized shower head and anti-limescale sprayer.
Equipped with Keji shower with oversized head and anti-limescale sprayers.

Code RETAIL (1pcs)	⟷ mm		Pipe in	Hose m
	Recess hole	outer dimensions		
15.275.01	90x70	120x100	Net PVC	2.5
15.275.02	90x70	120x100	Net PVC	4
15.275.11	90x70	120x100	SS	2.5
15.275.12	90x70	120x100	SS	4
15.275.21	90x70	120x100	White nylon	2.5
15.275.22	90x70	120x100	White nylon	4

Elissa deck shower with Tiger shower head

OSCULATI

AISI 316

AISI316 stainless steel housing with self-supporting lid. Fitted with Tiger stainless steel shower head and inside anti-vibration rubber washer.

Code RETAIL (1pcs)	⟷ mm		Pipe in	Hose m
	Recess hole	outer dimensions		
15.303.00	90x70	118x97	Net PVC	2.5
15.303.01	90x70	118x97	Net PVC	4
15.303.30	90x70	118x97	SS	2.5
15.303.31	90x70	118x97	SS	4
15.303.60	90x70	118x97	White nylon	2.5
15.303.61	90x70	118x97	White nylon	4

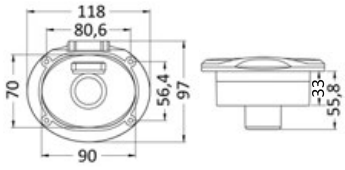

Elissa deck shower with Keji shower head

OSCULATI

AISI 316 **REGISTERED DESIGN / DISEGNO DEPOSITATO**

AISI316 stainless steel shower housing with self-supporting lid. Fitted with Keji overdimensioned shower head and inside anti-vibration rubber washer.

Code RETAIL (1pcs)	⟷ mm		Pipe in	Hose m
	Recess hole	outer dimensions		
15.304.00	90x70	118x97	Net PVC	2.5
15.304.01	90x70	118x97	Net PVC	4
15.304.30	90x70	118x97	SS	2.5
15.304.31	90x70	118x97	SS	4
15.304.60	90x70	118x97	White nylon	2.5
15.304.61	90x70	118x97	White nylon	4

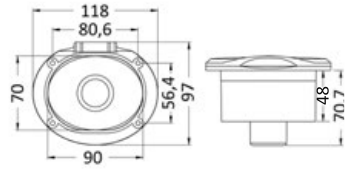

Elissa deck shower with Keji II Continuum Flow shower head

OSCULATI

AISI 316 **CONTINUUM FLOW** **REGISTERED DESIGN / DISEGNO DEPOSITATO**

AISI316 stainless steel shower housing with self-supporting lid. Fitted with Keji II Continuum Flow overdimensioned shower head and inside anti-vibration rubber washer.

Code RETAIL (1pcs)	⟷ mm		Pipe in	Hose m
	Recess hole	outer dimensions		
15.305.00	90x70	118x97	Net PVC	2.5
15.305.01	90x70	118x97	Net PVC	4
15.305.30	90x70	118x97	SS	2.5
15.305.31	90x70	118x97	SS	4
15.305.60	90x70	118x97	White nylon	2.5
15.305.61	90x70	118x97	White nylon	4

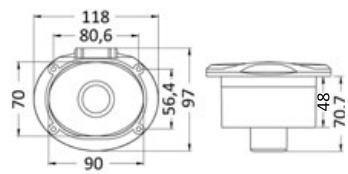

OSCULATI

ELEGANT deck shower with MIZAR push-button shower head

Chromed brass shower head, white UV-resistant ASA housing. 45-mm recess.

white	⟷ mm		Pipe in	Hose m	Spare shower head
	recess	outer dimensions			
15.246.00	Ø 70x41.5	98.5x106	Net PVC	2.5	**15.242.02**
15.246.01	Ø 70x41.5	98.5x106	Net PVC	4	**15.242.02**

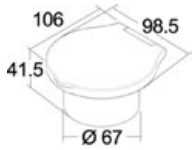

OSCULATI

Elegant deck shower for bulkhead mounting with Mizar push-button shower head

Chromed brass shower head, white UV-resistant ASA housing. 45-mm recess.

white	⟷ mm		Pipe in	Hose m	Spare shower head
	recess	outer dimensions			
15.246.03	Ø 70x41.5	98.5x106	Net PVC	2.5	**15.242.02**
15.246.04	Ø 70x41.5	98.5x106	Net PVC	4	**15.242.02**

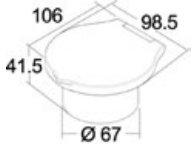

OSCULATI

Deck shower with Mizar push-button shower head for bulkhead installation

Made of chromed brass, fitted with recess-fit white UV-resistant ASA bracket and white PVC watertight lid. 45-mm recess.

white	⟷ mm		Pipe in	Hose m	Spare shower head
	recess	outer dimensions			
15.245.00	54	84	Net PVC	2.5	**15.242.02**
15.245.01	54	84	Net PVC	4	**15.242.02**

OSCULATI

Deck shower with Mizar push-button shower head

Made of chromed brass, fitted with recess-fit UV-resistant ASA bracket and white PVC watertight lid. 45-mm recess.

Base finish		⟷ mm		Pipe in	Hose m	Spare shower head
white	Chromed	recess	outer dimensions			
15.242.00	**15.244.00**	54	84	Net PVC	2.5	**15.242.02**
15.242.01	**15.244.01**	54	84	Net PVC	4	**15.242.02**

Deck shower with mixer

OSCULATI

Chromed brass tap with ceramic mixer. Recess-fit white UV-resistant ASA housing.

white	Type of compartment	⟷ vano mm		Hot/cold water mixer
		recess	outer dimensions	
17.239.10	New Edge	Ø70x40.5	88x95	**17.051.00**
17.239.50	Classic EVO	Ø70x44	Ø95	**17.051.00**

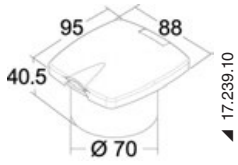

17.239.10

17.239.10

17.239.50

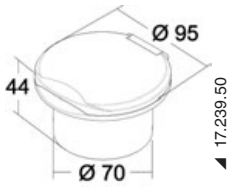

17.239.50

17.239.50

Nuvola deck shower with mixer

OSCULATI

STAINLESS LOOK

Chromed brass tap with ceramic mixer. ASA housing with AISI316 stainless steel insert.

Code	⟷ mm	
	Recess hole	External enclosure
15.239.60	90x70	120x100

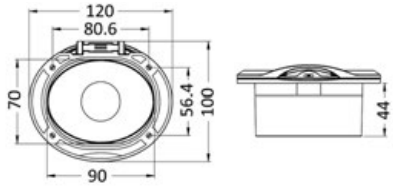

Elissa deck shower with mixer

OSCULATI

AISI 316

AISI316 stainless steel housing with self-supporting lid. Fitted with cylindrical knob mixer.

Code	⟷ mm	
	recess	External enclosure
17.239.90	90x70x46	118x97

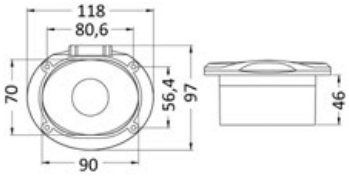

Bag for shower hose

OSCULATI

Convenient plastic-mesh bag made for the hose of the below-deck shower to prevent getting entangled in the other equipment and making it impossible to extract the shower head. Easy to fasten and adapt to all situations.

Code	To be used with shower boxes	Mounting
15.290.55	**Classic EVO single**, horizontal mounting, Mizar shower: 15.250.00/01/06/07; 15.150.06/07; **New Edge single**, horizontal mounting, Mizar and Niagara shower: 15.243.00/01/06/07; 15.143.06/07; 15.160.xx; **Double oval**, Mizar shower: 15.240.01/02/30/31; 15.140.30/31; 15.241.01/02; **New Edge double**, Mizar shower: 15.257.01/02/30/31; 15.257.41/42.	To be snapped in and/or glued
15.290.56	**Classic EVO single**, wall mounting, Mizar shower: 15.250.03/04/09/10; 15.150.09/10.	To be screwed


15.290.55


15.290.56

15.290.55

15.290.56

Oval deck shower with Mizar mixer and push-button shower head

OSCULATI

Chromed brass shower and white UV-resistant ASA housing. Fitted with hot/cold water mixer. Flat or bulkhead mounting.

White door RETAIL (1pc)	White door BULK (10pcs)	Chromed door RETAIL (1 pc)	Chromed Door BULK (10pcs)	⟷ mm		Pipe in	Hose m
				recess	outer dimensions		
15.240.01	**15.240.01BU**	**15.240.30**	**15.240.30BU**	150x80x40	185x131	Net PVC	2.5
15.240.02	**15.240.02BU**	**15.240.31**	**15.240.31BU**	150x80x40	185x131	Net PVC	4
-	-	**15.140.30**	**15.140.30BU**	150x80x40	185x131	SS	2.5
-	-	**15.140.31**	**15.140.31BU**	150x80x40	185x131	SS	4
15.240.60	-	-	-	150x80x40	185x131	White nylon	2.5
15.240.61	-	-	-	150x80x40	185x131	White nylon	4

15.290.55*Hose bag (option)*

Oval shower box with mixer and push-button shower Desy

OSCULATI

Chromed plastic shower and white UV-resistant ASA housing. Fitted with hot/cold water mixer. Flat or bulkhead mounting.

White door RETAIL (1pc)	Chromed door RETAIL (1 pc)	Chromed Door BULK (10pcs)	⟷ mm		Pipe in	Hose m
			recess	outer dimensions		
15.240.20	**15.240.33**	**15.240.33BU**	150x80x40	185x131	Net PVC	2.5
15.240.21	**15.240.34**	**15.240.34BU**	150x80x40	185x131	Net PVC	4

15.290.55*Hose bag (option)*

New Edge deck shower with Mizar mixer and push-button shower head

OSCULATI

Chromed brass shower and white UV-resistant ASA housing. Fitted with hot/cold water mixer. Flat or bulkhead mounting.

White door RETAIL (1pc)	White door BULK (10pcs)	Cream door RAL 9010 RETAIL (1 pc)	Cream door RAL 9010 BULK (10 pcs)	Chromed door RETAIL (1 pc)	Chromed Door BULK (10pcs)	⟷ mm recess	⟷ mm external dimensions	Pipe in	Hose m
15.257.01	15.257.01BU	15.257.41	15.257.41BU	15.257.30	15.257.30BU	148x74x40	180x105	Net PVC	2.5
15.257.02	15.257.02BU	15.257.42	15.257.42BU	15.257.31	15.257.31BU	148x74x40	180x105	Net PVC	4

15.290.55*Hose bag (option)*

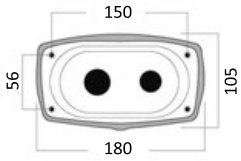

New Edge deck shower with Boris mixer and push-button shower head

OSCULATI

Plastic shower with chromed head and white UV-resistant ASA housing. Fitted with hot/ cold water mixer. Flat or bulkhead mounting.

White door RETAIL (1pc)	White door BULK (10pcs)	Chromed door RETAIL (1 pc)	Chromed Door BULK (10pcs)	⟷ mm		Pipe in	Hose m
				recess	outer dimensions		
15.257.20	15.257.20BU	15.257.33	15.257.33BU	148x74x40	180x105	Net PVC	2.5
15.257.21	15.257.21BU	15.257.34	15.257.34BU	148x74x40	180x105	Net PVC	4
15.158.20	15.158.20BU	-	-	148x74x40	180x105	SS	2.5
15.158.21	15.158.21BU	-	-	148x74x40	180x105	SS	4
15.257.60	15.257.60BU	-	-	148x74x40	180x105	White nylon	2.5
15.257.61	15.257.61BU	-	-	148x74x40	180x105	White nylon	4

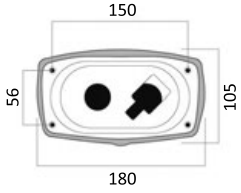

Deck shower with Mizar push-button shower head fitted with watertight on / off switch

OSCULATI

Chromed-brass shower head, white UV-resistant ASA housing. Suitable for small/medium hulls where the deck shower is connected directly to the fresh water pump system.

white	⟷ mm		Pipe in	Hose m	Spare shower head
	recess	outer dimensions			
15.241.01	150x80x40	185x124	Net PVC	2.5	15.242.02
15.241.02	150x80x40	185x124	Net PVC	4	15.242.02

OSCULATI

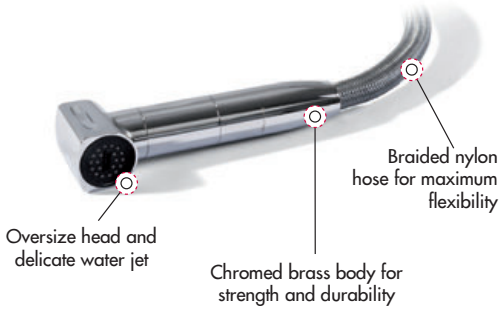

Saturn shower with integrated hot/cold water mixer

REGISTERED DESIGN / DISEGNO DEPOSITATO | **HOT & COLD**

Shower with built-in mixer. Flat hidden design. Horizontal or vertical mounting.
Shower housing fitted with anti-vibration washer.
Hot and cold water setting through rotation of the shower body. Water flow regulation by a push lock button that allows to block the water jet and avoid waste.
Built-in mixer for precise temperature setting and maintaining between openings.

Video

Code	Mounting	Base material	Base color	Type of fastening	Minimum internal space	Flange diameter	Hose m	OPTIONAL carbon fiber shower rod
15.470.01	Horizontal	ABS plastic	white	Locknut	230	84	4	**15.480.29**
15.470.02	Horizontal	ABS plastic	chromed	Locknut	230	84	4	**15.480.29**
15.470.04 New	Horizontal	ABS plastic	Black	Locknut	230	84	4	**15.480.29**
15.470.11	Vertical	ABS plastic	white	Bonding	160	120	4	**15.480.29**
15.470.12	Vertical	ABS plastic	chromed	Bonding	160	120	4	**15.480.29**
15.470.13 New	Vertical	Stainless steel	Glossy	Studs	160	140	4	**15.480.29**
15.470.14 New	Vertical	ABS plastic	Black	Bonding	160	120	4	**15.480.29**

15.470.01
15.471.01

15.470.11
15.471.11

15.470.02
15.471.02

15.470.12
15.471.12

15.471.13

15.470.14

15.480.29

OSCULATI

15.471.12

15.471.01

Saturn cold-water shower

REGISTERED DESIGN / DISEGNO DEPOSITATO | **ONLY COLD**

Flat hidden design. Horizontal or vertical mounting.
Shower housing fitted with anti-vibration washer.
The flow is adjusted by touching a push lock button that blocks the water jet and prevents waste.

Code	Mounting	Base material	Base color	Type of fastening	Minimum internal space	Flange diameter	Hose m	OPTIONAL carbon fiber shower rod
15.471.01	Horizontal	ABS plastic	white	Locknut	230	84	4	**15.480.29**
15.471.02	Horizontal	ABS plastic	Chrome Grey	Locknut	230	84	4	**15.480.29**
15.471.04 New	Horizontal	ABS plastic	Black	Locknut	230	84	4	**15.480.29**
15.471.11	Vertical	ABS plastic	white	Bonding	160	120	4	**15.480.29**
15.471.12	Vertical	ABS plastic	Chrome Grey	Bonding	160	120	4	**15.480.29**
15.471.13 New	Vertical	Stainless steel	Glossy	Studs	160	140	4	**15.480.29**
15.471.14 New	Vertical	ABS plastic	Black	Bonding	160	120	4	**15.480.29**

New Bulkhead mount bracket for stainless steel showers

OSCULATI

AISI 316

Bulkhead mount bracket, adjustable tilt. Made of polished 316 stainless steel. Available in a universal version and a specific version for Saturn showers.

Code	Version	Bracket dimensions mm	Fixing
15.485.01	Universal	89 x 40 x 70	Screws M5
15.485.02	For Saturn	89 x 40 x 70	Screws M5

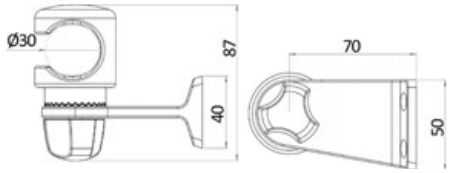

PVC bag for Saturn shower

PVC bag for hose collection and Saturn shower drainage. Ø 16mm hose holder to drain any water infiltrations.
Easily installed on the back of the Saturn shower base using a metal strap.
The two metal rings on the base of the bag allow it to be secured to the hull in the desired position.

Code	To be used with Saturn shower	Codes	Mounting
15.470.90	Vertical mounting base	**15.470.11/12** **15.471.11/12**	with metal strap fixed on the base
15.470.91 New	Horizontal mounting base	**15.470.01/02** **15.471.01/02**	with special ring nut and metal strap

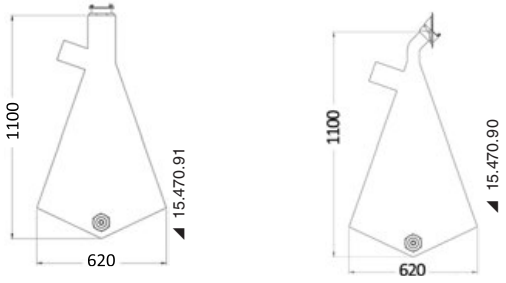

OSCULATI

Elissa deck shower with Tiger mixer and shower head

AISI 316

AISI316 stainless steel housing with self-supporting/soft-close lid. Fitted with Tiger stainless steel shower head and inside anti-vibration washer. Mixer with cylindrical knob.

Code	⟷ mm		Pipe in	Hose m
	outer dimensions	Recess hole		
15.323.00	175x105	152.5x77	Net PVC	2.5
15.323.01	175x105	152.5x77	Net PVC	4
15.323.30	175x105	152.5x77	SS	2.5
15.323.31	175x105	152.5x77	SS	4
15.323.60	175x105	152.5x77	White nylon	2.5
15.323.61	175x105	152.5x77	White nylon	4

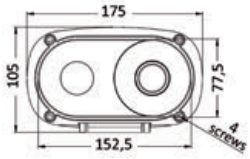

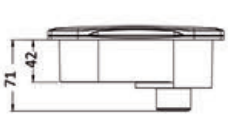

OSCULATI

Elissa deck shower with Keji mixer and shower head

AISI 316 **REGISTERED DESIGN / DISEGNO DEPOSITATO**

AISI316 stainless steel housing with self-supporting/soft-close lid. Fitted with Keji chromed plastic shower head with oversized head. Inside anti-vibration washer. Mixer with cylindrical knob.

Code	⟷ mm		Pipe in	Hose m
	outer dimensions	Recess hole		
15.324.00	175x105	152.5x77	Net PVC	2.5
15.324.01	175x105	152.5x77	Net PVC	4
15.324.30	175x105	152.5x77	SS	2.5
15.324.31	175x105	152.5x77	SS	4
15.324.60	175x105	152.5x77	White nylon	2.5
15.324.61	175x105	152.5x77	White nylon	4

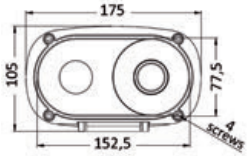

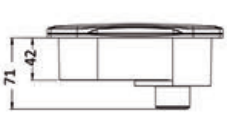

OSCULATI

Elissa deck shower with Keji II Continuum Flow mixer and shower head

AISI 316 **CONTINUUM FLOW** **REGISTERED DESIGN / DISEGNO DEPOSITATO**

AISI316 stainless steel shower housing with soft-close self-supporting lid. Fitted with Keji II Continuum Flow chromed brass overdimensioned shower head and inside anti-vibration washer. Cylinder knob mixer. Ideal in combination with Rocky pole 15.480.20.



Code	⟷ mm		Pipe in	Hose m
	outer dimensions	Recess hole		
15.325.00	175x105	152.5x77	Net PVC	2.5
15.325.01	175x105	152.5x77	Net PVC	4
15.325.30	175x105	152.5x77	SS	2.5
15.325.31	175x105	152.5x77	SS	4
15.325.60	175x105	152.5x77	White nylon	2.5
15.325.61	175x105	152.5x77	White nylon	4

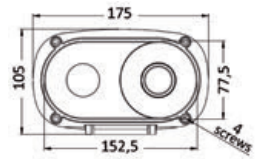

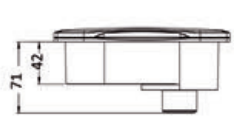

Adriana recess-fit deck shower

OSCULATI

Deck shower for deluxe boats. Fitted with a large Bossini adjustable jet shower head with cold/hot water mixer. UV-resistant ASA housing. The shower head is easy to pull out and also works as cover. No lid for easier use and to prevent the tube to get stuck and damaged.

Code	Finish		⟷ mm		Pipe in	Hose m
	Compart-ment	shower head	recess	outer dimensions		
15.480.00	White ASA	Chromed	132x271	162x303	SS	4

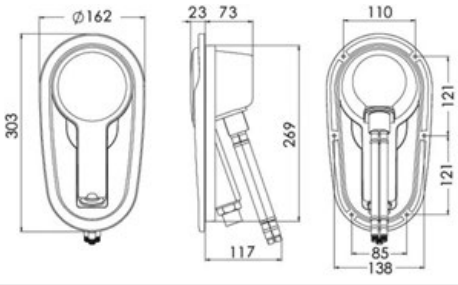

Rocky shower telescopic rod for outdoor purposes

OSCULATI

This rod makes it possible to have a shower head on the stern gangplank.
Made of black anodized aluminum + stainless steel accessories.
Allows the shower to be oriented in all directions and heights.
Lightweight and telescopic for easy storage, rod outer diameter 35 mm (order 34.355.00 for bulkhead stowage).
Ideal to match Adriana deck shower 15.480.00 or Keji II Continuum Flow 15.237.06.

Code	Version	For showers	Type	Description
15.480.21	Without lid	-	Standard Base	Recessed stainless steel + POM bushing
15.480.26	With lid	-	Delux Base	Flush with sliding cover, POM bushing and countersunk screws
15.480.20	Aluminium	Generic	Rod	Universal shower rod in black anodized aluminium
15.480.28	Carbon	Generic	Rod	Universal carbon shower rod
15.480.29	Carbon	Saturn type 15.470. xx	Rod	Carbon shower rod only for Saturn shower 15.470.xx



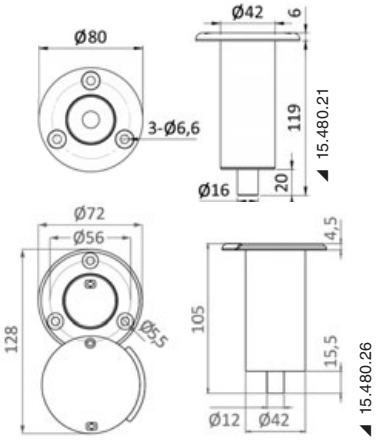



Utility handheld shower head

OSCULATI

Plastic and chromed brass lever-operated shower head. The water system opens and activates the fresh water pump by pushing the button. It prevents using an intermediate locking faucet. Designed for deck mounting.

Code	Pipe in	Hose m	Chrome-plated brass deck support	Spare shower head
15.256.00	Net PVC	2.5	Yes	**15.256.02**
15.256.01	Net PVC	4	Yes	**15.256.02**
15.251.00	Net PVC	4	no	**15.256.02**

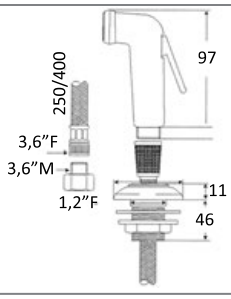

Plastic push-button shower head

Fitted with snap-on support for deck use.

Code	Pipe in	Hose m	Spare shower head
15.254.00	Net PVC	2.5	**15.242.02**
15.254.01	Net PVC	4	**15.242.02**

WHALE Twist integrated deck shower

PATENT/BREVETTATO

The hot/cold water temperature and the flow rate are set in an easy and user-friendly way by rotating the lower part of the shower head body. Its flow (8 lt/min) ensures a powerful water jet.
ABS body and grey rubber edges (blue rubber on request) to protect the deck from unwanted impacts.
Easy installation:
- Special section pipe with T-joint and pre-installed quick-release couplings;
- The flange can be installed from the outside with just one circular bore.

◢ 15.290.12

◢ 15.290.13/15/11/10

Code	Function	Flange	Colour	Min. inner space mm	Flange Ø mm	⟷ tube cm	Package
15.290.14	Hot / cold	Angled	grey	150	120	250	bulk/loose
15.290.12	Cold, only	Angled	Black	150	120	250	bulk/loose
15.290.13	Hot / cold	straight	grey	190	57	250	bulk/loose
15.290.15	Hot / cold	Straight / Angled	grey	190/150	57/120	250	retail box
15.290.11	Cold, only	straight	grey	190	57	210	bulk/loose
15.290.10	Cold, only	Straight / Angled	grey	190/150	57/120	210	retail box

The angled version is suitable for installation on vertical walls and where there is limited inside space.

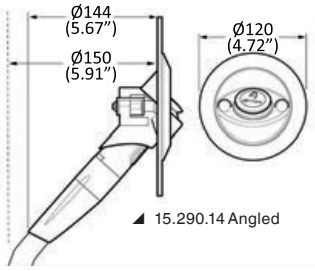

◢ 15.290.14 Angled

◢ 15.290.11/13

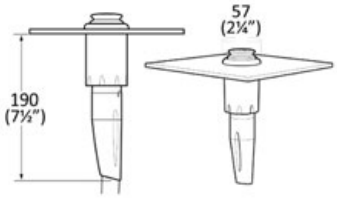

◢ 15.290.11/13 Straight

◢ 15.290.14

◢ 15.290.10/15

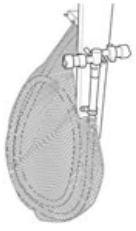

WHALE shower hose bag

Code **15.290.50**

Convenient plastic-mesh bag made for the hose of the below-deck shower to prevent getting entangled in the other equipment and making it impossible to extract the shower head. Easy to fasten and adapt to all situations, resistant and inexpensive.

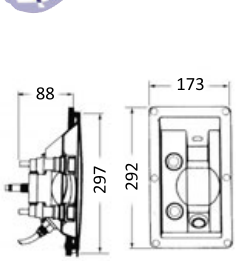

WHALE recess-fit deck shower

Removable 2.10-m hose connected to the deck shower. 1/2" thread white ABS hose adaptor for connection.

Type	With lid	Without lid	Replacement shower head only
Hot/cold	**17.030.06**	**17.031.06**	**17.030.99**

Deck shower with Mizar push-button shower head and mixer

Chromed brass shower head, UV-resistant ASA housing. Fitted with hot/cold water mixer. Model designed to be mounted preferably on the bulkhead, hose exit parallel to the bulkhead.

Code	⟷ mm			Pipe in	Hose m	Replace-ment mixer	Spare shower head
	recess	depth	outer dimensions				
15.239.01	195x95	47 (box) + 87 (mixer)	240x145	Net PVC	2.5	**17.051.01**	**15.242.02**
15.239.02	195x95	47 (box) + 87 (mixer)	240x145	Net PVC	4	**17.051.01**	**15.242.02**

Mizar spare shower head

Code	Model	Material
15.242.02	Push-button	Brass + plastic

Desy spare shower head

Code	Model	Material
15.238.03	Lever-operated	Chromed plastic

Spare shower head

Code	Model	Material
15.256.02	Lever-operated	Chromed plastic

Boris spare shower head

Code	Model	Material
15.248.02	Lever-operated	Chromed plastic

Niagara spare shower head

Code	Model	Material
15.249.02	Lever-operated	Chromed plastic

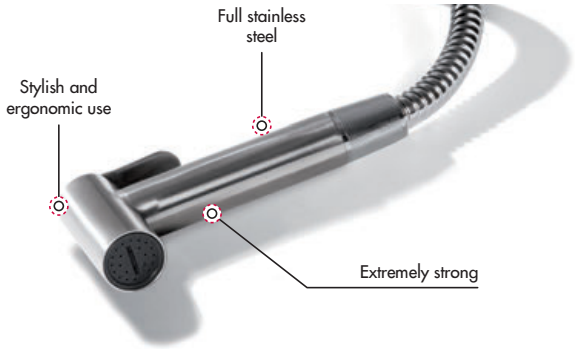

Tiger spare shower head

Code	Model	Material
15.247.02	Lever-operated	Stainless steel

Keji spare shower head

REGISTERED DESIGN / DISEGNO DEPOSITATO

Code	Model	Material
15.237.02	Push-button	Chromed plastic

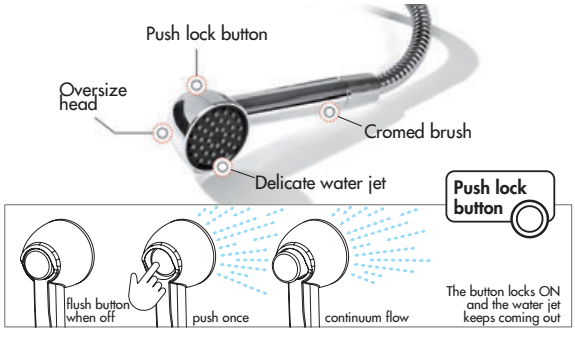

Keji II Continuum Flow spare shower head

REGISTERED DESIGN / DISEGNO DEPOSITATO

Code	Model	Material
15.237.06	Push-button	Chromed brass

White net PVC shower hose

"Full white" model more elegant than the traditional net version.

Code	Length m	Terminal fittings
15.210.00	2.5	1/2" F + 3/8" F
15.210.01	4	1/2" F + 3/8" F

White nylon net shower hose

Made of nylon, with EPDM inside. Compared to net PVC hoses, it's extremely flexible and can be positioned more easily in its housing.

Code	Length m	Terminal fittings
15.198.00	2.5	1/2" F + 3/8" F
15.198.01	4	1/2" F + 3/8" F

Polished stainless steel shower hose

Made of stainless steel with EPDM inside. Compared to net PVC hoses, it's extremely flexible and can be positioned more easily in its housing.

Code	Length m	Terminal fittings
15.199.00	2.5	1/2" F + 3/8" F
15.199.01	4	1/2" F + 3/8" F

3/8" to 1/2" adaptors for shower hoses

Code	⟷	For showers
15.252.00	From 3/8" to 1/2"	15.242.00; 15.242.01; 15.244.00; 15.244.01; 15.254.01; 15.256.00; 15.256.01; 15.251.00; 15.240.01; 15.240.02; 15.240.20; 15.240.21; 15.240.30; 15.240.31; 15.240.33; 15.240.34

Spare parts for deck showers

Code	Description	Version	Shower outlet	Material	Finish	⟷ mm	
						recess	outer dimensions
15.900.01	Housing for shower head and mixer + plain lid	Oval	rear	UV-resistant ASA	white	150x80x40	185x131
15.900.02	Housing for shower head and mixer + plain lid	Oval	Cross	UV-resistant ASA	white	150x80x40	185x131
15.900.03	Plain lid	Oval	-	UV-resistant ASA	white	-	-
15.900.04	Plain lid	Oval	-	ABS	chromed	-	-
15.900.05	Housing for shower head and mixer + plain lid	New Edge	rear	UV-resistant ASA	white	148x74x40	180x105
15.900.06	Housing for shower head and mixer + plain lid	New Edge	Cross	UV-resistant ASA	white	148x74x40	180x105
15.900.07	Plain lid	New Edge	-	UV-resistant ASA	white	-	-
15.900.08	Plain lid	New Edge	-	ABS	chromed	-	-
15.900.09	Housing for shower head + silk-screen printed lid	New Edge	Cross	UV-resistant ASA	white	Ø70x40.5	88x95
15.900.10	Housing for shower head + silk-screen printed lid	New Edge	rear	UV-resistant ASA	white	Ø70x40.5	88x95
15.900.11	Plain lid	New Edge	-	UV-resistant ASA	white	-	-
15.900.12	Plain lid	New Edge	-	ABS	chromed	-	-
15.900.13	Housing for shower head + silk-screen printed lid	Classic EVO	rear	UV-resistant ASA	white	Ø70x44	Ø95
15.900.14	Housing for shower head + silk-screen printed lid	Classic EVO	Cross	UV-resistant ASA	white	Ø70x44	Ø95
15.900.15	Plain lid	Classic EVO	-	UV-resistant ASA	white	-	-
15.900.16	Plain lid	Classic EVO	-	ABS	chromed	-	-
15.900.17	Housing for shower head + silk-screen printed lid	Classic/Elegant	rear	UV-resistant ASA	white	Ø70x41.5	98.5x106
15.900.18	Plain lid	Classic/Elegant	-	UV-resistant ASA	white	-	-
15.900.19	Housing for shower head + cap/gasket	-	rear	-	white	-	-

15.900.01

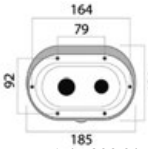

15.900.01

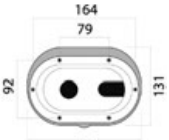

15.900.02

15.900.04

15.900.06

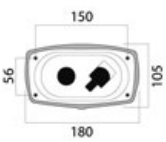

15.900.06

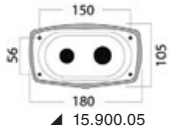

15.900.05

15.900.08

15.900.09

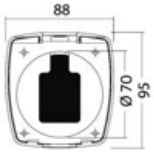

15.900.09

15.900.10

15.900.12

15.900.13

15.900.13

15.900.14

15.900.16

15.900.17

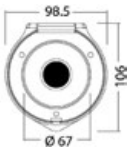

15.900.17

15.900.18

15.900.19

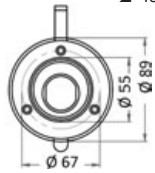

15.900.19

WHALE taps and foot pumps

Hand pump WHALE MK6

Ideal as emergency pump, swivelling, adjustable by height, made of **nylon, aluminium and stainless steel.**

Code	Hose adaptor mm	Materials
15.650.00	13	nylon + aluminium + stainless steel

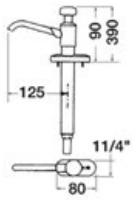

WHALE Flipper MK4 hand pump

Self-priming with swivelling spout.

Code	Capacity l/m	Hose adaptor mm
15.418.00	6.8	13

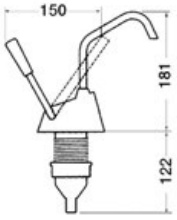

WHALE Gusher MK3 foot pump

Adjustable hose connector, 3 possible mounting positions, self-priming features.

Code	Capacity l/m	Hose adaptor mm	Maintenance kit
15.550.00	16	15	**15.550.99** Whale Gusher Mk3

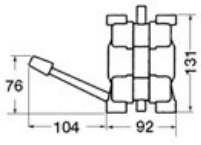

WHALE Baby Foot MK2 self-priming foot pump

Self-priming foot-operated pump designed for easy installation and use. Ideal for a simple fresh water system. Angled upper section. Compact size for installation in confined spaces.

Code	Capacity l/m	Hose adaptor mm	Materials
15.461.80	8	13	nylon, neopree and stainless steel

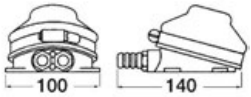

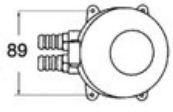

Foot pumps

Sink double-acting foot pump

Swivelling inlet/outlets, neoprene diaphragm, **nylon** body.

Code	Maximum flow rate l/m	Hose adaptor mm
15.253.00	15	14.5

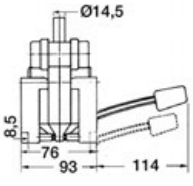

WHALE hand pumps

WHALE plastic bilge pump

Top quality pump fitted with drain spiral pipe and terminal outlet. Suitable for gasoil pouring. Sold in display package.

Code	Capacity l/m	Body length mm
15.264.35	19/32	380
15.264.55	19/32	580

Manual pump WHALE "Smart Bail"

Fitted with built-in handle; easy to install with just two fastening screws; equipped with built-in gasket thus it does not require the use of silicone; very compact, may be installed in all positions; removable swivelling rear clip-on hose-adaptor; made in accordance with ISO 15083 standards.

Code	Suction	Head	Maximum head	45 cycles / min	60 cycles / min	Hose adaptor mm
15.360.25	0 m 1 m	0 m 1 m	3 m	38.50 l/min 32.75 l/min	51.33 l/min 43.60 l/min	25
15.360.38	0 m 1 m	0 m 1 m	3 m	43.50 l/min 43.50 l/min	58 l/min 58 l/min	38

◢ 15.350.02

◢ 15.350.99

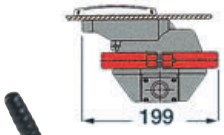

◢ 15.350.00

WHALE "Compact 50" pump

Designed for concealed installation, ideal for mounting in confined spaces, fitted with swivelling inlet and outlet jointly with a lower casing. **Also suitable for transferring diesel fuel**. Made of **polypropylene**, fiberglass and nylon 66 reinforcements. Includes handle and clip-in trap door.

Code	Colour	Fixing with	Depth mm	Body mm	Capacity l/m	Hose adaptor mm	Repair kit
15.350.00	white	4 screws	127	199x196	40	25	**15.350.01**
15.350.02	Black	4 screws	127	199x196	40	25	**15.350.01**

15.350.99 *Closing ring and screws.*

15.350.98 *Deck sealing kit and screws.*

15.350.01 *Maintenance kit: diaphragm, valves and screws.*

WHALE hand bilge pump

Obligatory on all boats in category A and B, in accordance with current EC standards. High quality product, made with the best materials on the market.

Code	Version	Type of handle	Max flow rate l/m	Hose adaptor mm	URCHIN pump repair kit
15.262.35	GUSHER URCHIN	Fixed	37	25/38	**15.262.37**
15.262.36	MKIII GUSHER URCHIN *	Removable + Trapdoor	37	25/38	**15.262.37**
15.262.34	GUSHER URCHIN	removable	37	25/38	**15.262.37**

**Includes adaptor for concealed installation.*

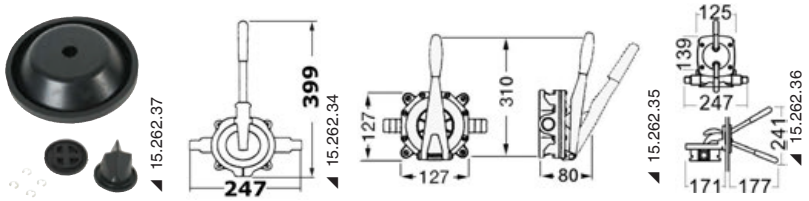

WHALE MKV pulsatile pump

Fitted with **stainless steel removable** handle, neoprene diaphragm, immediate inspection from the inside through the snap-on cover; can suction any type of liquid, including diesel fuel.

Code	Max. flow rate l/m	Hose adaptor mm	Mounting	Repair kit	Only watertight skylight	kg
15.268.01	75	38	Floor, wall or behind the bulkhead	**15.268.04**	**15.268.05**	1.1
15.268.03	75	38	Specific for mounting behind the bulkhead (with watertight trap door) 15.268.05	**15.268.04**	**15.268.05**	1.1

◢ 15.268.05



◢ 15.268.04

Maxi pump WHALE

Made up of two combined MKV pumps; removable handle; concealed installation behind the bulkhead, fitted with trapdoor (to be ordered separately). The entry joints may be removed in order to have two separate pumps and suction from two different bilges, even if one is dry.

Code	Capacity l/m	Hose adaptor mm	Head m	⟷ mm excluding handle	Botolina	Repair kit
15.270.00	136 (with 70 turns)	38	4.5	234(h) x 292(w) x 203(d)	**15.268.05**	**15.268.04**

◢ 15.268.05

◢ 15.268.04

Hand pumps

Small double-acting pump

Suitable for extracting oil from the motor sump, or petrol, water, etc.

Code	Capacity cc/pumping	Length mm
15.260.00	80	230

Bilge pumps for suction/pressing

Provide easy control of the suctioned liquid, supplied with terminal extension and special discharge **spiral** hose.

Code	Body length mm	Ø mm
15.263.35	390	50
15.263.55	550	50

Bilge pumps for suction/pressing

Equipped with 95-cm drain tube. Ergonomic grip handle.

Code	Body length mm	Ø mm
15.265.01	390	44
15.265.02	550	44
15.265.03	1000	44

Double acting hand pump, designed to suction oil

Fitted with nylon hose for fitting onto oil sidepiece and drainage pipe; also suitable for draining needy bilges.

Code	Length mm
15.259.01	390

Manual double-acting bilge pump

Fitted with central SOFT sleeve for better intake. Drain hose cm 100.

Code	Body length mm	Ø mm
15.263.00	440	44

Bulkhead hand pump, fixed lever

For surface mounting. Compact and sturdy, made from anti-corrosion materials.

Code	Flow rate l / pumped	Lever	Dimensions mm	Hose adaptor mm	Spare seal kit
15.262.20	0,33 (30 - 60 pumps / minute)	Fixed	180x125x75	25	**15.262.21**

Hand pump foldable behind the bulkhead

Fitted with locking trap door and joints for **adjustable** pipes on the back.

Code	Capacity	Lever	Dimensions mm	Hose adaptor mm	Seal kit complete with hatch
15.262.25	22 litres per 30 pumping cycles	remov-able	177x192x204	25	**15.262.28**

15.262.27 *Replacement door in* **grey**. *Recommended for aluminium yachts*
15.350.99 *Closing ring and screws.*

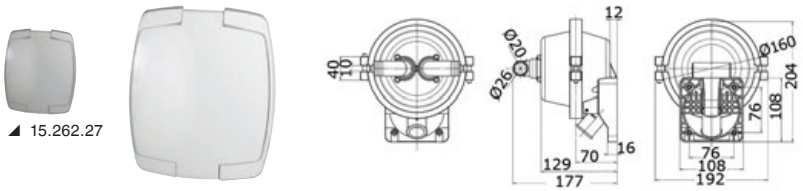

PIPER PUMP vacuum self-emptying

Code **15.266.00**
Made of **anodized aluminium**; fitted with hose and **stainless steel** clamp for mounting the hose to the pump; universal size for all **outboard** engines.

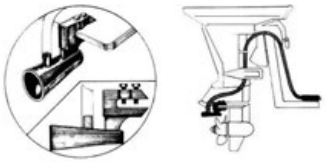

Bailers

Regulation bailer

Made of orange polyethylene. Resistant to high and low temperature.

Code	Colour	⟷ mm
15.801.05	orange	180x140x110

High-quality bailer

Made of moplen, for fast emptying.

Code	Volume litres	⟷ mm
15.801.04	3	220x168x155



Eltex bailer

Designed for hand bailing, fuel resistant.

Code	Version	Length mm
15.801.01	small	360x110
15.801.02	Large	410x220

Eltex funnel bailer

With strainer. Resistant to hydrocarbons.

Code	Description
15.801.03	Designed for bailing and transferring fuel.

Europump fresh water pumps

OSCULATI

Europump 4 low-consumption fresh water pump

CE

UK CA

It can feed 2 taps at the same time. Fitted with circuit breaker against overloads. It can run dry without damage.

Code	Pressure switch calibrated to	Flow l/min	Current draw A	Hose adaptor Ø mm	Maximum dimensions in mm	Pressure switch spare parts	kg
16.503.12	2,8 BAR/40 PSI	3.8	2	10	170x100x60	16.540.01	0.7

Europump 4 New Generation fresh water pump

IP 54

CE

It can serve two outlets. Overload protection. It can run dry without getting damaged. IP54 watertight. Self-priming up to 1.5 metres. Pulsation-dampening by-pass system.

Code	V	Current draw A	Flow l/min	Operating pressure bar	Snap hose holder mm	kg
16.501.12	12	4.5	5.6	2.8	10	0.7

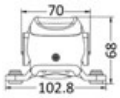

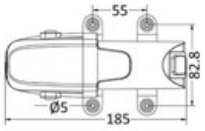

Europump 3-diaphragm self-priming fresh water pump

CE

UK CA

It can run dry without damage, no vibrations, very quiet. Fitted with internal bypass for inlet pressure control. Permanent magnet motor with self-lubricating shaft. Circuit breaker against unwanted overheating.
4 plug-in fittings (2 x 1/2" threads + 1 x 14-mm straight hose adaptor + 1 x 14-mm 90° hose adaptor) and **plug-in inlet strainer**,

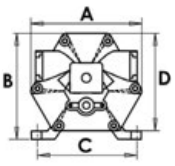

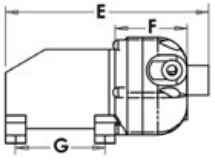

Code	Type	V	Flow l/min	Current draw A	Operating pressure of the bar	⟷ mm A	B	C	D	E	F	G	Spare parts pressure switch	Filter	kg
16.509.12	Europump "8"	12	8	5	2	110	106	77	98	240	85	59	16.540.03	16.533.01	2
16.510.12	Europump "11"	12	11	6	3	110	106	77	98	240	85	59	16.540.04	16.533.01	2

Europump 4-diaphragm self-priming fresh water pump

It can run dry without damage, no vibrations, very quiet.
Fitted with internal bypass for inlet pressure control.
The 4-diaphragm system prevents the pulsations that usually occur in the other fresh water pumps with a semi-open tap.
4 plug-in fittings (2 x 1/2" threads + 1 x 14-mm straight hose adaptor + 1 x 14-mm 90° hose adaptor) and **plug-in inlet strainer**,

Code	Type	V	Flow l/min	Current draw A	Operating pressure of the bar	⟷ mm	Spare parts		kg
							pressure switch	Filter	
16.512.12	Europump 12	12	12.5	4	2.45	213x105x95	**16.540.01**	**16.533.01**	2.2
16.512.24	Europump12	24	12.5	2	2.45	213x105x95	**16.540.01**	**16.533.01**	2.2
16.518.12	Europump 18HF	12	20	9	2.8	257x105x95	**16.540.05**	**16.533.01**	2.7
16.518.24	Europump 18HF	24	20	4.5	2.8	257x105x95	**16.540.05**	**16.533.01**	2.7

EUROPUMP combined fresh water pump and accumulator tank

The system includes a 4-diaphragm fresh water pump fitted with a 1-litre stainless steel accumulator tank and an inlet strainer. Base made of robust ABS 280 x 260 mm. Fixing by means of 4 vibration-damping rubber pads. Inlet connections 1/2' or hose connection 14 mm. 1/2' female outlet.

Code	V	Current draw A	Flow l/min	⟷ mm	Installed autoclaves	Stainless Steel Tank	kg
16.506.03	12	4	12	280x265x140	EUROPUMP 16.512.12	16.126.01	3.4

Europump Washdown Kit for deck washing

Autoclave 16.518.12/24 complete with filter, featuring a spray jet gun art. 36.189.00 + 36.189.01 + 36.189.02. Ideal for washing decks, bilges, anchors, assemblies, sterns, and propellers. **Complete** with **4 fittings** (2 threaded 1/2" + 1 straight hose connector 14 mm + 1 90° hose connector 14 mm) and **a suction filter**, all with **a snap** fitting.

Code	V	Flow l/min	Current draw A	Spare parts	
				pressure switch	Filter
16.520.12	12	20	9	**16.540.02**	**16.533.01**
16.520.24	24	20	4.5	**16.540.02**	**16.533.01**

Washdown kit

It includes:
- 1 x high-pressure 4.2-bar 5-diaphragm fresh water pump.
- 1 x strainer.
- 1 x trigger nozzle.
- 2 x 12-mm hose adaptors.
- 1 x 7.5-m self-coiling hose.

It also works with salt water.

Code	V	Flow l/min	Current draw A	Pressure bar
16.521.12	12	21.18	17	4.8
16.521.24	24	21.18	10	4.8

EUROPUMP 4-diaphragm self-priming bilge pump

OSCULATI

Can run dry without damage. Also excellent as a pump for draining **grey water** from collection pits. **Complete** with **4 fittings** (2 x 1/2" threaded + 1 straight hose connector 14 mm + 1 90° hose connector 14 mm) and **a suction filter**, all with **snap-fit**.

Code	Type	V	Current draw A	Flow l/min	Mounting height	⟷ mm	Spare filter	kg
16.525.12	4 valves	12	9.2	17	up to m 1.80 above the level	240x105x95	**16.533.01**	2.8
16.525.24	4 valves	24	5.6	17	up to m 1.80 above the level	240x105x95	**16.533.01**	2.8

EUROPUMP water circulation pump

OSCULATI

Used in heat exchangers, refrigeration and air conditioning systems. Also suitable as a feed pump in desalination units. Quiet and low power consumption. **Complete** with **4 fittings** (2 x 1/2" threaded + 1 straight hose connector 14 mm + 1 90° hose connector 14 mm) and **a suction filter**, all with snap-fit.

Code	V	Current draw A	Flow l/min	⟷ mm	Spare filter	kg
16.530.12	12	1.2	6	200x105x95	**16.533.01**	2.1
16.530.24	24	0.6	6	200x105x95	**16.533.01**	2.1

New — MARCO self-priming pumps for AC systems

MARCO

SELF-PRIMING **CONSTANT FLOW** **IP67**

For systems requiring continuous water circulation.
They ensure stable and lasting operation by automatically restoring the flow and thus avoiding the problem of system emptying caused by the vessel's oscillations due to waves and hull inclination.
Nickel-plated brass body, stainless steel shaft and **PEEK** gears, ideal for both fresh and saltwater environments, ensure high wear resistance even under severe operating conditions.

Code	Initials	V	Current draw A	Flow l/min	Head m	Pressure bar	Watt	Input	Output	⟷ mm
16.534.12	UP12-LP	12	14	26	3	3	360	1/2"	1/2"	233x197x113
16.534.24	UP12-LP	24	7	26	3	3	360	1/2"	1/2"	233x197x113
16.534.30	UP14-AC	230-50Hz	1.7	22	3	4	550	3/4"	3/4"	351x225x195



New — Recirculation pumps for air conditioning systems

To be used in AC systems over 12,000 BTU.
Over 10,000 hours of continuous operation, low noise level.
Can run dry with normal workloads.
Can replace any brand of marine pumps for air conditioning systems.

Code	V	Frequency Hz	BTU-h	Flow l/min	Head m	Watt	Input	Output
16.531.01	220	60	12.000	18.5	2.7	55	3/8" - 3/4"	3/4"
16.531.02	220	60	24.000	31	4.3	105	1/4"	1/2"

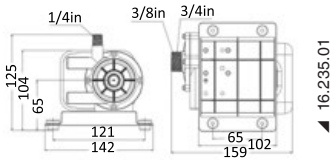

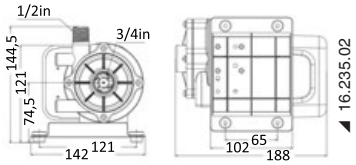

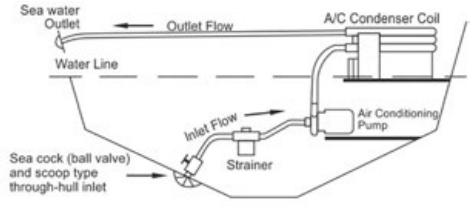

EUROPUMP Aquatec Sensor 4-diaphragm fresh water pump

Equipped with an electronic system to maintain constant pressure. By opening the tap more or less, the water flow varies **without a pulsating effect.**
Snap-fit hose connection. Includes 2 hose connectors 1/2" + 2 hose connectors 5/8" straight and at 90 degrees (total 4 pcs).

Code	V	Flow l/min	⟷ mm	Max pressure bar	OPTIONAL filter	kg
16.514.00	12/24	13.5	238x114x104	35 PSI/2.45 BAR	**16.544.10**	2.2

Europump Smart 5-diaphragm fresh water pump

VARIABLE SPEED

Fresh water pump fitted with an electronic system that adjusts the motor speed to the water flow demand without generating any pulsations.
Very silent yet having an elevated suction capacity. It can run dry for maximum reliability.
Equipped with a straight hose connector of 3/4"(19 mm), a 90° elbow hose connector of 3/4"(19 mm), a threaded connector of 1/2" and a quick-connect filter of 3/4".

Code	V	Flow rate l/mn	Current draw A	Max pressure PSI/bar	⟷ mm	kg
16.515.12	12	18.9	10	70/4.8	226x128x142	3.3
16.515.24	24	18.9	5.5	70/4.8	226x128x142	3.3

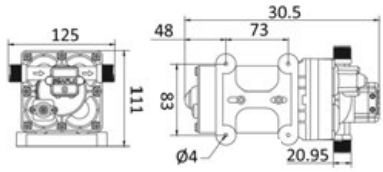

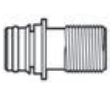
16.532.01

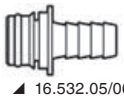
16.532.05/06

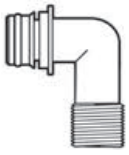
16.532.21

16.532.25/26

Europump plug-in quick fittings

Plug-in quick fittings for Europump pumps and fresh water pumps

Code	Type
16.532.01	1/2" straight thread
16.532.05	14mm Ø straight
16.532.06	19mm Ø straight

Code	Type
16.532.21	1/2" 90° thread
16.532.25	Ø 14mm 90°
16.532.26	Ø 19mm 90°

OSCULATI

Europump spare pressure switch for fresh water pumps

Pressure switch for Europump fresh water pumps

Code	For pumps
16.540.01	**16.506.03;16.503.12; 16.512.12; 16.512.24**
16.540.02	**16.520.12; 16.520.24**
16.540.03	**16.509.12**
16.540.04	**16.510.12**
16.540.05	**16.518.12; 16.518.24**

OSCULATI

Europump strainers

Code 16.533.01
Replacement filter with stainless steel mesh. It snaps into the pump and is completed with the quick couplings series 16.532.xx.

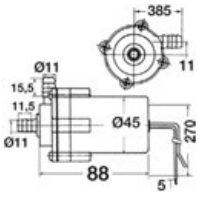

Centrifugal pump for sinks

To be installed at the base level of the tank. Not self-priming. Fixation via included adjustable strap.

Code	V	Flow l/min	Head m	Hose adaptor Ø mm	⟷ mm
16.184.74	12	6.6	2	11	88x45

WHALE Pressure Pump

WHALE Watermaster fresh water pump

IP65

An evolution of the Universal model, the Watermaster 4-diaphragm pump with automatic pressure switch is even quieter and gives high flow rates for systems up to 4 taps. IP65 rated fully sealed protective motor housing.Self-priming up to 3 metres, it works well in dry mode or in salt water. Fitted with a third wire to be connected to a warning light indicating operation. Inlet strainer.

Code		V	Flow l/min	Current draw A	Pressure bar	Input/Output Connection	kg
RETAIL (1pcs)	BULK (10pcs)						
-	**16.700.12**	12	8	4	2	quick fitting for 15-mm hose	-
16.700.15	**16.700.13**	12	11.5	8	3	quick fitting for 15-mm hose	1.9

Whale Universal fresh water pump

Very quiet pump. Three models available for 2, 4 and 6 outlets or showers (8, 12 or 18 l / min flow), smooth constant flow, it can run dry without damage, extra protection and safety with wires and pressure switch housed internally, self-priming up to 3 metres, swivelling feet adapt to any existing installation bores. All models include quick fitting strainer.
Suitable for use with salt water.

Code	V	Flow l/min	Current draw A	Pressure bar	Entrance	Output	kg
16.700.01	12	8	5	3	15-mm quick fitting	15-mm quick fitting	2.4
16.700.02	12	12	8	3	15-mm quick fitting	15-mm quick fitting	2.4
16.700.04	12	18	12	3	15-mm quick fitting	3/4" male thread	2.9
16.700.05	24	18	8	3	15-mm quick fitting	3/4" male thread	3



16.700.19 *Inlet strainer*
17.815.87 *Fitting for BSP 1/2" male threaded outlet.*
17.815.40 *Joint for 3/4" female threaded outlet.*

Easy installation - suitable for 15mm quick connect plumbing direct connection (Whale, John Guest and similar)

WHALE combined fresh water pump and accumulator tank

The system includes one 4-diaphragm fresh water pump fitted with a 1-litre stainless steel accumulator tank and inlet strainer. 280x260-mm base made of sturdy ABS. Mounting by means of 4 vibration-damping grommets, 15-mm inlet and outlet **quick fittings**.

Code	V	Flow l/min	Autoclave installed	Stainless steel tank	kg
16.506.01	12	12	WHALE 16.700.02	16.126.01	4.1
16.506.02	24	18	WHALE 16.700.05	16.126.01	4.4

Whale

Whale Water System quiet automatic fresh water pump

8-litre accumulator tank.

Code	V	Flow l / min	Current draw A	Quick connection input/output	Pres-sure bar	Head in m	Maximum suction m	⟷ mm	kg
16.701.12	12	12	8	15	3	20	3	200x300x350	6
16.701.24	24	18	8	15	3	30	3	200x300x350	6.9

Whale

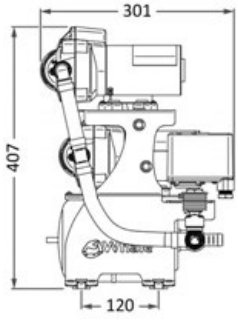

WHALE high-flow rate fresh water pump

- Two pumps and an accumulator tank ensure a constant water flow rate up to 8 outlets.
- The efficient control systems activates one or two pumps depending on the flow rate required.
- The accumulator tank reduced noisiness and vibration by avoiding the pumps to repeatedly switch on and off.
- The industrial-type external pressure switches have sparkle protection and relays are not needed.
- Retrofitting or installation on new equipment
- Pre-assembled kit for quick installation includes: 2 integrated pumps, 2 external pressure swithces, 2 strainers, 1 accumulator tank, mounting brackets and fittings.
- Mounting brackets with vibration-damping feet for reduced dimensions at the base.

Code	V	Flow l/min	Storage can	Quick connection input/output	Maximum Consumption A	Pressure bar	Outlets	Maximum suction m	kg
16.702.12	12	24	2 litres	19	10	3	up to 6	3	10.1
16.703.24	24	32	2 litres	19	8	3	up to 8	3	11

Whale

Whale washdown pump

3-bar (45 PSI) high flow pump 16.700.04; 16.700.05 (18 l / min) + trigger nozzle with plug-in fitting 36.189.00; 36.189.01; 36.189.02.

Code	V	Pressure bar
16.700.06	12	3
16.700.07	24	3

JABSCO - FLOJET fresh water pumps

FLOJET self-priming fresh water pump fitted with 3 valves

3-diaphragm version, it can run dry without damage. Quiet operation, **pulsation-dampening** bypass.
4 fittings (2 x 1/2" threads and 2 x 14-mm with 1/2" hose adapters) and inlet strainer.

Code	V	Flow l/min	Current draw A	Maximum Pressure Bar	⟷ mm	kg
16.206.12	12	2.5/7.5	1.9	1.5	101x101x152	2
16.207.12	12	2.5/11	2.9	1.5	127x127x152	2

FLOJET self-priming fresh water pump fitted with 4 valves

It can run dry without damage. **4-diaphragm** inlet system to prevent vibrations. Special internal bypass that protects the pump against incoming overpressure when the pump is connected to the ground water supply network. Permanent magnet motor fitted with shaft bearing.

Code	V	Flow l/min	Current draw A	Self-draining up to m	Fittings	⟷ mm	kg
16.440.50	12	From 3,8 to 14,7	2.8	1.80	1/2" threaded bayonet fittings	97x156x207	2.1

JABSCO Washdown Par-Max 6 Plus pump kit

Ideal for washing down, this kit includes a Par-Max HD6 pump (increased pressure 4.8 bar), a 90°-strainer and a trigger nozzle.

Code	V	Flow l/min	Maximum Consumption A	Maximum Pressure Bar	Fuse A	Fittings	⟷ mm
16.437.01	12	23	20	4.8	25	2 x 3/4" hose adapters + GHT 3/4" adapter	259x119x129
16.437.02	24	23	10	4.8	15	2 x 3/4" hose adapters + GHT 3/4" adapter	259x119x129

JABSCO Par-Max HD fresh water pump

Constant flow, very silent, self-priming up to 3 m, sealed manostat tested for up to 4 million cycles. The pump can run dry without getting damaged. IPX6 watertight in compliance with ISO 8846 standards.
Fitted with 1/2" snap fittings.

Code	V	Flow l/min	Maximum Consumption A	Maximum Pressure Bar	Fuse A	⟷ mm	kg
16.436.01	12	15	10	2.8	15	259x119x129	3.5
16.436.02	24	15	5	2.8	10	259x119x129	3.5
16.436.03	12	23	15	2.8	25	259x119x129	4
16.436.04	24	23	7	2.8	15	259x119x129	4

Pressure switch for FLOJET fresh water pumps (switch assembly)

Code	For pumps
16.901.04	**16.440.50**
16.901.18	-
16.901.21	**16.207.12**

Spare fittings for FLOJET pumps

Code	Dimen-sions	Type	ORDER BY BOX
16.204.06	1/2"	hose adaptor for clamp mounting	2
16.204.07	1/2"	thread	2

Flojet washable water strainers

Version A: plug-in right-angle fittings for the Flojet pump inlet. 40-mesh strainer for **fresh water** and general purposes.
Version B: in-line fittings and fastening support. **Universal** size for any pump or fresh water pump.

Code	Version	Fittings	⟷ mm
16.408.02	A	plug-in fitting + 19mm hose adaptor	70x57
16.408.03	A	plug-in fitting + 1/2" thread adaptor	70x57
16.408.05	B	2 from 12 mm	70x57
16.408.06	B	2 x 19mm fittings	70x57

Autoclaves

MARCO high-pressure washdown kit

Ideal for washdown operations with fresh and salt water.
Includes:
- self-priming high-pressure electric pump with electronic control, equipped with helical PEEK gears;
- 15 m of extendable hose;
- snap-in spray nozzle, jet lock, check valve and trigger to adjust the flow.

Code	Initials	V	Max flow ratel/min	Current draw A	Pressure bar	Fuse	⟷ mm
16.082.01	DP12/E	12/24	15	24	6	25	242x212x113

MARCO electronically-operated automatic fresh water pump

INTEGRATED FLANGE

Self-priming with helical PEEK gears.
Pressure, current and voltage constant control.
Automatic stop when running out of liquid.
The engine progressively increases its revolutions to reach the required flow and ensure long working cycles, lower noisiness and consumption optimization.
The pump is fitted with circuit breaker and overvoltage protection device.
A protection system engages after 90 seconds of dry running.

Code	Initials	V	Max flow ratel/min	Current draw A		Pressure bar	Control panel	kg
				12V	24V			
16.081.02	UP2/E	12/24	12	3/6	1.5/3	2	-	1.4
16.081.03	UP3/E	12/24	15	4/8	2/4	2.5	16.081.20 OPTIONAL	2.3
16.081.06	UP6/E	12/24	26	5/15	2.5/7.5	2.5	16.081.20 OPTIONAL	3.7
16.081.12	UP12/E	12/24	36	20/32	10/16	2.5	16.081.20 OPTIONAL	4.8
16.081.14	UP14/E	12/24	46	17/33	8.5/17	2.5	16.081.20 INCLUDED	5.5
16.081.16	UP14/E	24	46	-	8/13	3.5	16.081.20 INCLUDED	5.9

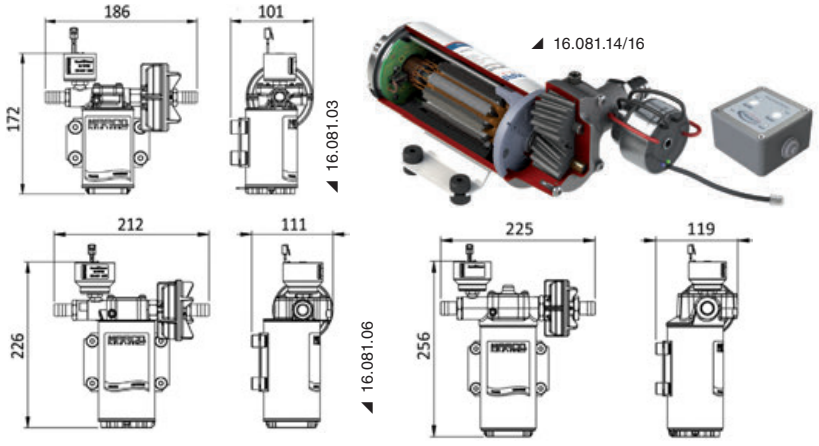

MARCO electronically-operated double fresh water pump

Double version with two electronically-operated pumps working in parallel.
If one of the pumps breaks down, water delivery isn't cut off because the other pump is still operating.
Motor speed adapting to the flow. Reduced current draw and noise levels.
No accumulator tank.
Fitted with overvoltage protection device and a locking system against dry running.
The pump operation can be monitored by means of 2 LED lights.

Code	Type	V	Max flow ratel/min	Current draw A		Pressure bar	⟷ mm	2 control panels	kg
				12V	24V				
16.047.35	UP6/E-DX	12/24	52	16	8	2.5	282x300x235	**16.081.20** INCLUDED	14
16.047.37	UP14/E-DX	24	92	-	18	3.5	295x300x265	**16.081.20** INCLUDED	18.5

CEM fresh water pump with bronze body and accumulator tank

Bronze pump unit also suitable for use with **salt water** such as washdown. Stainless steel accumulator tank. Self-priming pump. A check valve needs to be mounted onto the inlet pipe. Fitted with pressure switch and relay.



Code	V	Flow l/min	Motor				Pressure switch calibration BAR	Hose adaptor	Tank l	kg
			HP	W	revolutions/ min	A				
16.061.24	24	36	0.65	480	3000	22	1.4-2.8	1"	2	25

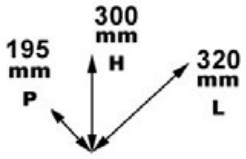

CEM fresh water pump with accumulator tank

Stainless steel pump body. Stainless steel expansion vessel. Self-priming pump, non-return valve on suction recommended. Complete with pressure gauge and relay.

Code	V	Flow l/min	Motor				Maximum pressure BAR	Pressure switch calibration BAR	Hose adaptor	Tank l	kg
			HP	W	revolutions /min	A					
16.062.24	24	50	0.8	600	2600	28	4.8	1.4-3.0	1"	20	17

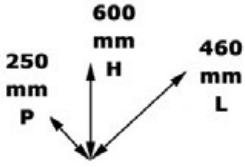

CEM electronically-operated fresh water pump

Stainless steel pump unit. Self-priming pump.
EPC (Electronic Pressure Control) system: automatic pump shutdown when the water reserve is depleted (protecting the pump itself from harmful dry running),
Constant monitoring of operation through indicator lights: green light "Line" = pump in operation; red light = "Failure": pump not in operation due to an anomaly (e.g., water depletion).
Constant water pressure during delivery. Reduced dimensions compared to traditional pressure tanks with a reservoir.

◢ 16.063.xx

◢ 16.064.xx

Code	V	Flow l/min	Head m	Motor				Hose adaptor	kg
				HP	W	revolutions/min	A		
16.064.12	12	55	28	0.4	300	2200	33	1"	7
16.064.24	24	55	30	0.5	400	2600	16	1"	7
16.063.12	12	50	30	0.7	520	2400	40	1"	11.5
16.063.24	24	50	38	0.8	600	2600	28	1"	11.5

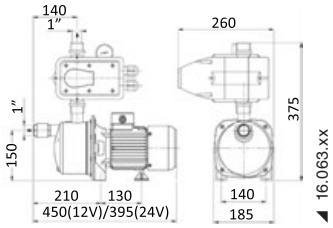

◢ 16.063.xx

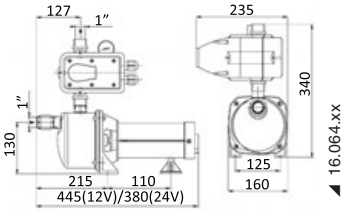

◢ 16.064.xx

Accumulator tanks

Universal accumulator tank for fresh water pumps

Made of ABS, it can be retrofitted to any fresh water pump on the market. It prevents the typical pulsations when the tap is opened at a minimum rate.

Code	Volumetric flow	Max pressure	Hose adaptor
16.125.00	1	6.07 BAR	1/2" female

OSCULATI

Accumulator tank

ABS.

Code	Volumetric flow	Max pressure	Fittings	Hose holder included
16.127.00	0.75	8.6 bar	1/2"	2 to 13 mm

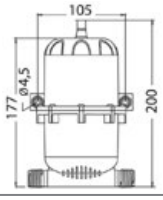

◢ 16.126.00

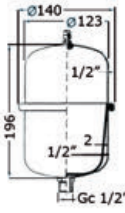

◢ 16.126.00

◢ 16.126.01

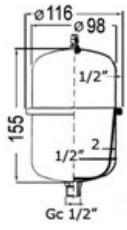

◢ 16.126.01

Universal accumulator tank for fresh water pumps and water heaters

It prevents the hammering effect when taps aren't opened at the maximum rate and when **hot water volume increases** in the water heaters. **Polished stainless steel** body and **butyl** diaphragm.

Code	Fitting	Volumetric flow	Operating pressure bar	Ø mm	Height mm	Hydraulic fittings to the pipeline OPTIONAL	Bracket
16.126.00	1/2"	2	1/10	130	196	17.318.02; 17.115.07	Yes
16.126.01	1/2"	1	1/10	116	155	17.318.02; 17.115.07	no

Europump submersible bilge pumps

Europump II submersible bilge pump

OSCULATI

Certificate **CE from RINA,** European Directive 2013/53/EU according to standard **ISO 8846**.

Code	Europump model	V	Flow l/min		Current draw A	Max head m	Base Ø mm	Height mm	Hose adaptor Ø mm
			maximum	with prevalence					
16.122.02	550	12	32	25	4	4.50	60	93	19
16.122.05	800	12	51	25	5.5	4.50	88	120	19
16.122.06	1000	12	64	30	5.5	4.50	88	120	29
16.122.07	1000	24	64	30	3.5	4.50	88	120	29
16.122.04	1100	12	60	32	5	4.50	60	107	29
16.122.10	1500	12	96	46	8	3.10	120	150	29
16.122.11	1500	24	96	46	5	3.10	120	150	29
16.122.14	2000	12	128	65	11	3.50	120	150	29
16.122.15	2000	24	128	65	6	3.50	120	150	29
16.122.18	3000	12	192	100	13	6.00	132	180	32
16.122.19	3000	24	192	100	8	6.00	132	180	32

◢ 16.122.05

◢ 16.122.06/07

◢ 16.122.10/11

◢ 16.122.14/15

◢ 16.122.18/19

◢ 16.122.02

◢ 16.122.04

Europump Next Generation submersible bilge pump

CE-certified in compliance with the **ISO 8846/8849** directive.
Extremely compact in size, fitted with backflow **check valve**.
Removable hose connector adjustable at 360°.

Code	V	Model	Max flow rate l/min	Current draw A	Head m	Hose adaptor Ø mm	90° Hose holder Ø 29 mm OPTIONAL
16.128.01	12	600	38	2.5	2.5	19/29	**16.128.00**
16.128.05	12	1100	70	4.0	4	25/29	**16.128.00**
16.128.06	24	1100	70	2.5	4	25/29	**16.128.00**
16.128.07 New	12	1500	96	4.5	5	29	**16.128.00**
16.128.08 New	24	1500	96	2.5	5	29	**16.128.00**
16.128.09 New	12	2000	128	7.5	5.5	29	**16.128.00**
16.128.10 New	24	2000	128	4	5.5	29	**16.128.00**

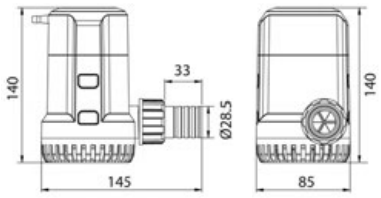

◢ 16.128.07/08/09/10

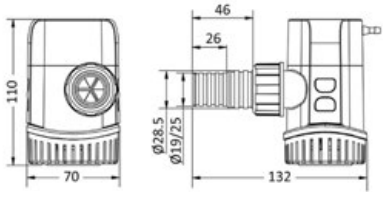

◢ 16.128.01/05/06

OSCULATI

◢ 16.128.07/08/09/10

◢ 16.128.01/05/06

◢ 16.128.01/05/06

Europump II automatic bilge pump

Extremely compact, with built-in electronic level sensor. ABS casing, stainless steel shaft.
Reduced power consumption. Removable from base with a snap. CE certification issued by RINA, European Directive 2013/53/EU according to standard **ISO 8846**.

Code	Type	V	Max flow ratel/min	Current draw A	Head m	Hose holder (Ø A) mm
16.124.01	G600	12	38	2.5	2.5	19
16.124.03	G750	12	48	3	3	19
16.124.04	G750-24	24	48	1.6	3	19
16.124.05	G1100	12	70	4.0	3.2	29
16.124.06	G1100-24	24	70	2.0	3.2	29

OSCULATI

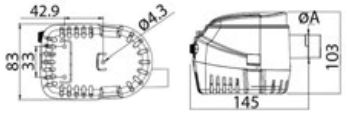

Europump Next Generation automatic submersible bilge pump

CE-certified in compliance with the **ISO 8846/8849** directive.
Compact in size, fitted with an electronic timer sensing automatic system to check the presence of water every 2.5 minutes for a duration of 0.5 seconds.
Removable hose connector adjustable at 360°.
Fitted with backflow **check valve**.

Code	V	Model	Max flow rate l/min	Current draw A	Head m	Hose adaptor Ø mm	90° Hose holder Ø 29 mm OPTIONAL
16.129.01	12	600	38	2.5	2.5	19/29	**16.128.00**
16.129.03	12	750	51	3.5	3.0	19/29	**16.128.00**
16.129.04	24	750	51	2.0	2.0	19/29	**16.128.00**
16.129.05	12	1100	70	4.0	4.0	25/29	**16.128.00**
16.129.06	24	1100	70	2.5	2.5	25/29	**16.128.00**
16.129.07 New	12	1500	96	4.5	5	29	**16.128.00**
16.129.08 New	24	1500	96	2.5	5	29	**16.128.00**
16.129.09 New	12	2000	128	7.5	5.5	29	**16.128.00**
16.129.10 New	24	2000	128	4	5.5	29	**16.128.00**

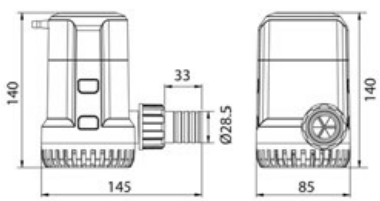

◢ 16.129.07/08/09/10

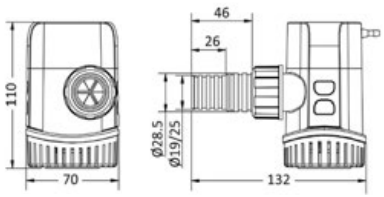

◢ 16.129.01/03/04/05/06

OSCULATI

◢ 16.129.07/08/09/10

◢ 16.129.01/03/04/05/06

◢ 16.129.01/03/04/05/06

Submersible pumps

Elephant automatic bilge pump

CE certified in compliance with Directive ISO 8846. Permanent-magnet motor, stainless steel shaft, watertight sealing electrical cables. It can be run in automatic or manual mode.

Code	Model	V	Max flow ratel/min	Current draw A	Hose adaptor mm	⟷ mm
16.123.01	500	12	32	1.8	19	151x78x105
16.123.02	750	12	50	3	19	151x78x105
16.123.03	1100	12	75	4	29	151x78x105
16.123.04	1100	24	75	2.2	29	151x78x105

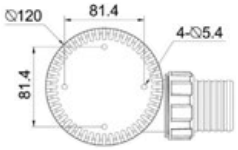

Maxi submersible bilge pump

Compliant with CE/ISO 8846-8849 and RoHS standards.
Silent, with stainless steel shaft and valve that prevents water backflow and blockage due to air pockets
Removable filter for easy cleaning.
The new quick connection system allows the motor to be extracted without disconnecting the base and hydraulic connections.
Automatable through any automatic switch (at least 20A).

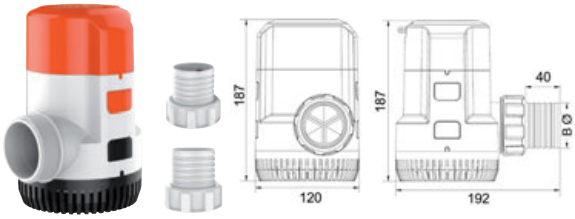

Code	Model	V	Max flow rate l/m	Current draw A	Maximum head m	ø base mm	Height mm	Hose holder B ø mm
16.122.37 New	3700	12	233	14	6	120	187	52
16.122.38 New	3700/24	24	233	7	6	120	187	52
16.122.45 New	4700/12new	12	296	16	6.5	120	187	52
16.122.46	4700/24new	24	296	8	6.5	120	187	52

Whale®

Whale submersible pump

For suction or transfer of fresh or salt water.

Code	V	Max flow ratel/min	Current draw A	Hose adaptor mm	Use
16.921.40	12	11	3	10/13	to be fitted into the tank
16.921.41	24	11	1.6	10/13	to be fitted into the tank
16.921.42	12	11	3	dual 10/13	in line
16.921.43	24	11	1.6	dual 10/13	in line

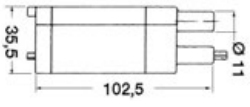

CARAVAN certrifugal submersible pump

Designed to be fitted into water cans.

Code	V	Max flow ratel/min	Current draw A	Head m	Hose adaptor Ø mm
16.101.00	12	18	2	2	11

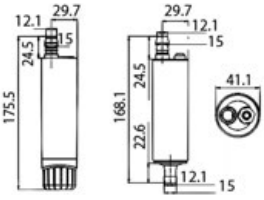

Submersible centrifugal pump

It pumps both water and diesel. Its cylindrical shape (41-mm Ø) can be easily fitted in jerrycans and tanks.
It can turn continuously up to 20 minutes. It comes with 5-m cable and adjustable pliers.

Code	V	Max flow ratel/min	Current draw A	Head m	Hose adaptor Ø mm	⟷ mm
16.105.13	12	18	4.5	6	12	175.5x41.1

ATTWOOD Tsunami Mk2 bilge pump

Features:
- Patented X-Air™ Impeller: Prevents air locking so that
- Adjustable hose carrier.
- Pump body removable from the base with one hand.
- External mounting feet: eliminate the need to remove the pump body.
- Fixings compatible with major existing pumps.
- Hose holder in the base: removal of the pump body for maintenance is done leaving the discharge pipe in position.
- Tricuspid non-return valve: prevents the return of water left in the pipe to the bilge without limiting the pump's flow.

Code	Type	ORDER BY BOX	Model	V	Max flow ratel/min	⟷ AxB mm	Ø straight and 90° rubber holder mm
16.492.01	RETAIL	1	T500	12	28	93x91	19/25
16.492.02	RETAIL	1	T800	12	42	110x101	19/25
16.492.03	RETAIL	1	T1200	12	52	112x101	25/32
16.492.05	RETAIL	1	T1200	24	52	112x101	25/32

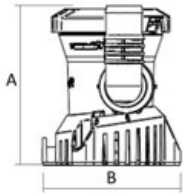

◢ Patented X-Air™ Impeller

ATTWOOD Sahara Mk2 automatic bilge pump

Features:
- Patented X-Air™ Impeller: Prevents air locking so that
- Adjustable hose carrier.
- Pump body removable from the base with one hand.
- External mounting feet: eliminate the need to remove the pump body.
- Fixings compatible with major existing pumps.
- Hose holder in the base: removal of the pump body for maintenance is done leaving the discharge pipe in position.
- Improvement of the engine cooling.

Code	Type	ORDER BY BOX	Model	V	Max flow ratel/min	Ø straight and 90° rubber holder mm	Hose adaptor	
							straight	90°
16.490.01	RETAIL	1	S500	12	26	19/25	**INCLUDED**	**INCLUDED**
16.490.02	RETAIL	1	S800	12	39	19/25	**INCLUDED**	**INCLUDED**
16.490.03	RETAIL	1	S1200	12	69	25/28	**INCLUDED**	**INCLUDED**
16.490.05	RETAIL	1	S1200	24	69	25/28	**INCLUDED**	**INCLUDED**
16.490.01BU	BULK	12	S500	12	26	19/25	**16.491.91***	**16.491.92***
16.490.02BU	BULK	12	S800	12	39	19/25	**16.491.91***	**16.491.92***
16.490.03BU	BULK	12	S1200	12	69	25/28	**16.491.93***	**16.491.94***

* *Hose connection to be ordered, 12-pcs-package.*

◢ 16.491.92/94

◢ 16.491.91/93



◢ Patented X-Air™ Impeller

Attwood Heavy-Duty bilge pump

CE certified in compliance with ISO 28846/28849. The **unsurpassed durability** of this pump makes it also suitable for **commercial vessels**. Features: parabolic chamber that cools the motor with ejected water; **high power** permanent magnet motor, composite brushes, permanent lubrication bearings; the pump can be easily removed from the base with just one hand; thermo-plastic impeller improves durability and extends motor life; two **independent shafts** between motor and impeller avoid water leaks into the motor.

Code	Model	V	Flow l/min			Current draw A	Max head m	Fuse Amp	Inlet Ø mm
			m0	m1	m2				
16.504.12	1700	12	96	71	51	5.7	3.6	10	28
16.505.12	2000	12	130	102	79	6.6	4.81	12	28
16.505.24	2000	24	130	102	79	3.5	4.81	7	28

◢ 16.504.12

◢ 16.505.12/24

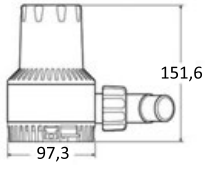

WHALE bilge pumps

Whale Orca bilge pump

High performance, simple installation, very compact design easily maintained, hydrocarbon-resistant ABS body, large built-in strainer on the case, great flow even with debris. CE certified in compliance with Directive ISO 8849. 3-year warranty.

◢ 16.551.12

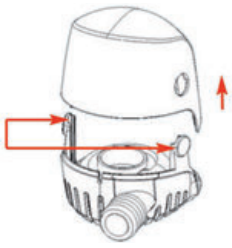

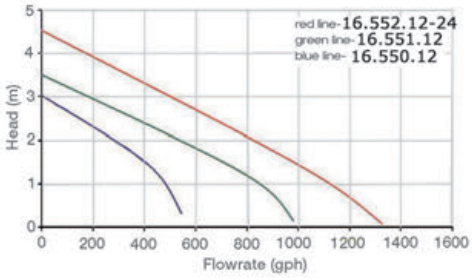

Code	Model	V	Current consumption	Hose adaptor	Max head m	⟷ mm
16.550.12	500 GPH	12	1.5	3/4" (19 mm)	3	83x102x78.5
16.551.12	950 GPH	12	3.5	1 1/8" (25 and 28 mm)	3.5	109x135x103
16.552.12	1300 GPH	12	5	1 1/8" (25 and 28 mm)	4.5	129x168x121
16.552.24	1300 GPH	24	2.5	1 1/8" (25 and 28 mm)	4.5	129x168x121

WHALE Orca automatic bilge pump

Submersible pump with built-in electronic lever sensor.

Code	Model	V	Max flow ratel/min	Current draw A	Max head m	Hose adaptor Ø mm	⟷ mm
16.553.12	Auto 1300 GPH	12	82	5	4.5	25 - 28	129x168x121
16.553.24	Auto 1300 GPH	24	82	2.5	4.5	25 - 28	129x168x121

Whale Supersub submersible bilge pump

Vertical and horizontal mounting. Low narrow design for confined bilge spaces. Low power consumption. Snap-fit assembling/disassembling of the pump and strainer for easy cleaning. It drains down to **as little as 10 mm.**

Code	V	Flow rate l/min at 0/1/2 m	Current draw A	Mounting	Hose adaptor mm
16.360.02	12	32/25/15	2.5	Horizontal/vertical	19

Whale Supersub Smart submersible automatic bilge pump

Low profile **automatic** pump for confined bilge spaces. Built-in field sensor switch, no maintenance required. Excellent operation even in case of dirt, oil, fuel, etc. Easy access to strainer.

◢ 16.360.03/93/94

◢ 16.360.93/94

◢ 16.360.04/05

Code			Model	V	Flow rate l/min at 0/1 m	Current draw A	Hose adaptor mm
RETAIL (1pcs)	BULK (10pcs)	BULK (20 pcs)					
16.360.93	-	**16.360.03**	650 GPH	12	40/34	3.4	3.4
16.360.94	**16.360.04**	-	1100 GPH	12	66/45	5	5
-	**16.360.05**	-	1100 GPH	24	66/45	2.2	2.2

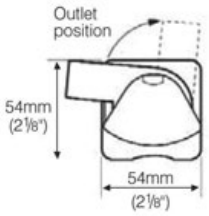

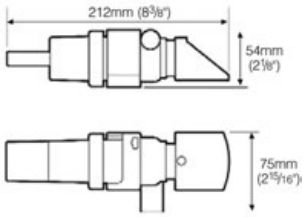

◢ 16.360.03/93/94

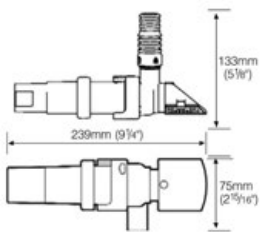

◢ 16.360.04/05

RULE submersible pumps

RULE New Generation submersible bilge pump

This pump integrates the following devices:
1 - Streamlined impeller. High flow and low current draw.
2 - Built-in circuit breaker.
3 - Non-return valve (except 16.483.12/16.482.12). Prevents water backflow from the drain pipe;
4 - Vent integrated in the pump body to prevent air bubbles in the circuit and to work in pair with the check valve.
5 - Drain threaded hose adaptors for easy installation.

Code	Model	Rule Code	V	Flow l/min		Current draw A	Base Ø mm	Height mm	Hose adaptor mm
				Max	With a head of 1.5 m				
16.470.12	360	24DA	12	28	15	2.1	64	99	19 (3/4")
16.471.12	500	25DA	12	36	19	1.6	64	99	19 (3/4")
16.471.24	500	25DA-24	24	36	19	1	64	99	19 (3/4")
16.472.12	800	20DA	12	64	35	3.4	64	111	19 (3/4")
16.472.24	800	20DA-24	24	64	35	1.7	64	111	19 (3/4")
16.482.12	800 auto	20SA	12	64	35	3.4	64	111	19 (3/4")
16.473.12	1100	27DA	12	74	40	3.7	64	111	25/28 (1" - 1" 1/8)
16.473.24	1100	27DA-24	24	74	40	1.9	64	111	25/28 (1" - 1" 1/8)
16.483.12	1100 auto	27SA	12	74	40	3.7	64	111	28 (1" 1/8)

RULE 1500 and 2000 submersible pump

Standard model.

◀ 16.114.60

◀ 16.115.60

Code	Model	V	Flow l/min	Current draw A	Height mm	Base Ø mm	Inlet Ø mm	kg
16.114.60	1500 (02)	12	100	4.8	150	110	28	1
16.114.61	1500 (03)	24	100	2.3	150	110	28	1
16.115.60	2000 (10)	12	135	8.4	150	110	28	1.2
16.115.61	2000 (12)	24	135	4	150	110	28	1.2

RULE 3700 and 4000 extra-large submersible pump

Long lasting motor with permanent lubrication bearings and water cooling system. Dual insulation that drastically reduces the chance of electrolysis on the shaft. Acetal body and plug-in base.

Code	Model	V	Flow l/min	Current draw A	Head m	Height mm	Inlet Ø mm	Base mm
16.118.12	3700 (14 A)	12	237	15.5	6.3	184	38	120
16.118.24	3700 (16 A)	24	237	6.9	6.3	184	38	120
16.119.12	4000 (56 D)	12	256	15.5	6.3	197	50	120
16.119.24	4000 (56 D)	24	256	6.9	6.3	197	50	120

RULE Mate automatic bilge pump

Eco-friendly antistatic pump with electronic sensor. The pump turns on when the water level reaches 7 cm and shuts off when water is totally drained. FIELD-effect sensor avoids the pump turning on in presence of oil to protect the environment.

◀ 16.020.15

◀ 16.020.20/21

Code	Rule Code	V	Flow l/min	Current draw A	Height mm	Width mm	Inlet Ø mm
16.020.15	RM1500A	12	97	7	150	150	25/28
16.020.20	RM2000A	12	129	12	150	150	25/28
16.020.21	RM2000A-24	24	129	6.5	150	150	25/28

RULE Mate automatic bilge pump

Eco-friendly antistatic pump with electronic sensor.

Code	Rule Code	V	Flow l/min	Current draw A	Inlet Ø mm	Height A mm	Width B mm
16.020.51	RM500B	12	35	1.8	19	111	72
16.020.76	RM800B	12	55	3.0	19	111	72
16.020.77	RM800B-24	24	55	1.6	19	111	72
16.020.12	RM1100B	12	72	3.8	25/28	111	72
16.020.13	RM1100B-24	24	72	2.1	25/28	111	72

Bilge and grey water pumps

GEISER diaphragm self-priming bilge pump

Stainless steel plates, impact-resistant **plastic and nylon** parts, rubber-coated fabric parts resistant to any substances.
Watertight in compliance with ISO 8846 standards (it can be mounted in th engine room).
Supplied with strainer.

Code	Inlet / Outlet openings mm	V	A	Max flow ratel / min	Head m	Replacement sealing membrane
16.292.12	3/4" (mm 19)	12	8	18	10	**16.292.00**
16.292.24	3/4" (mm 19)	24	4	18	10	**16.292.00**

OSCULATI

SELF-PRIMING bilge pump

Self-priming pump with neoprene impellers. Watertight in compliance with ISO 8846 standards (it can be mounted in the engine room).
- Version A: Electrophoresis-coated engine case.
- Version B: **Model MKII** fitted with pump unit made of fiberglass-reinforced thermosetting resin + stainless steel internal inserts.

Code	Version	V	Max flow ratel/min	Current draw A	Self-draining from m	OPTIONAL fittings	Replace-ment impeller
16.193.12	A	12	35	8	3	1/2" 19 mm	**16.193.73**
16.193.24	A	24	35	4	3	1/2" 19 mm	**16.193.73**
16.192.12	A	12	45	12	3	1/2" 19 mm	**16.193.73**
16.192.24	A	24	45	7	3	1/2" 19 mm	**16.193.73**
16.193.50	B	12	30	8	3	1/2" 19 mm	**16.193.73**

16.193.73

MARCO self-priming bilge pump

NEW INTEGRATED FLANGE

Rubber impeller, high-quality built, EMI internal noise suppressor.

Code	Initials	V	Max flow ratel/min	Current draw A	Max pres-sure bar	Self-draining from m	Engine W	Hose adaptor	Replace-ment impeller
16.164.12	UP1-J	12	28	8	1	1.5	150	3/8"	-
16.165.12	UP1	12	35	11	1.2	1.5	180	1/2"	**16.193.73**
16.165.24	UP1	24	35	5.5	1.2	1.5	180	1/2"	**16.193.73**
16.166.12	UP1-M	12	45	14	1.2	1.5	360	1/2"	**16.193.73**
16.166.24	UP1-M	24	45	7	1.2	1.5	360	1/2"	**16.193.73**

Whale®

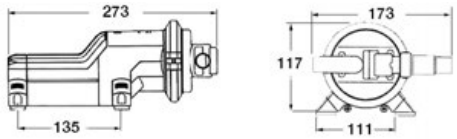

WHALE Gulper 220 shower/black water drain pump

Specially designed for pumping waste water, large single diaphragm, non-throttling valves, operation **quiet, no filter needed**; self-priming up to 3 m. Can run dry and pump air-water mixtures, easy to install in tight spaces, double outlet valve ensures continuous flow. 360° swivel connectors, low consumption.

Code		V	Flow rate l/min at head m 1		Max flow ratel / min	Cur-rent draw A	Maximum withdra-wal m	Maximum suction m	Carry-ing device mm
RETAIL	BULK		Suction m0	Suction m1					
16.155.30	**16.155.20**	12	13.4	12.6	14	2.4/4.5	3	3	19
-	**16.155.40**	24	13.4	12.6	14	1.2/2.2	3	3	19

16.155.98 *Closure ring and screws Gulper 220-320*
16.155.99 *Whale Gulper maintenance kit.*

16.155.30

16.155.99

16.155.98

WHALE Gulper 320 shower/black water drain pump

Built on market leading valve technology, it is as reliable as the Gulper 220 but with a 35% higher flow.
Improved features in comparison with the 220 model:
1)Patented Ezi-Clamp locking ring: head rotates 360° without loosing screws.
2) 3-foot design for quick and easy installation.
3)Anti-vibration rubber support belt.
4) Hose adaptor for 19-mm and 25-mm Ø tube.

Code		V	Flow rate l/min at head m 1		Current draw A	Carrying device mm	Head maintenance kit
RETAIL	BULK		Suction m0	Suction m1			
16.156.15	**16.156.12**	12	19	17.4	7.5	19/25	**16.156.99**
-	**16.156.24**	24	19	17.4	3.2	19/25	**16.156.99**

◢ 16.156.15

◢ 16.156.99

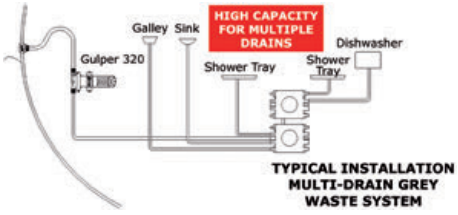

WHALE Gulper IC grey water and remote bilge pump

Same system of the Gulper 220/320, non-clog pump, elevated head, adjustable head, no strainer, self-priming, it can run dry. The IC version is pre-wired and fitted with watertight connectors to IC range accessories (suction strainer, 3-way fitting, shower drain): when the electronic sensor detects water, the pump activates for a 45-second cycle. Manual activation possible. In compliance with ISO 15083 standards.

Code	V	Max flow ratel/min	Current draw A	Head m	Connections mm	Head maintenance kit
16.157.12	12	19	8	3	19-25	**16.156.99**
16.157.24	24	19	4	3	19-25	**16.156.99**

WHALE suction strainer with IC automatic sensor

An accessory including three items: suction strainer, check valve and electronic switch. Easy to connect to the GULPER IC bilge pump by means of watertight plugs, it is fitted with a 4-m cable and can work with both 12V and 24V systems. No maintenance required, fast installation. Port orientation.

Code	Connectable with pump
17.710.50	**16.157.12; 16.157.24**

WHALE 3-way fitting with IC automatic sensor

This fitting can be used to connect two drains to the same pump without using a grey water tank. Built-in field sensor switch that activates the pump as water flows into the drains. It connects to the Gulper IC pump by means of a 4-m cable with watertight quick plug. 25-mm fittings, bulkhead mounting or undermount installation. No wearing parts, no cleaning required.

Code	Connectable with pump
17.713.50	**16.157.12; 16.157.24**

WHALE drain plug with IC automatic sensor

Drain plug with built-in field sensor switch. It connects to the Gulper IC pump by means of a 4-m cable with watertight quick plug. It activates the pump as soon as water flows into the drain. This system allows to drain off grey waters with no need of activating a control before using the shower or sink. Small size, sturdy materials, no maintenance or cleaning required. Check-valve included. Fittings for 19- and 25-mm hose.

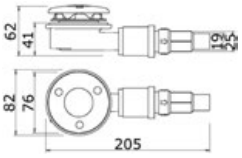

Code	Connectable with pump
17.713.60	**16.157.12; 16.157.24**

Bilge pump switches

OSCULATI

Automatic switch for bilge pumps

20-amp flow. Technopolymer body. Removable for cleaning.

Code	V	Max current A		Connection level mm	Release level mm
		12V	24V		
16.603.50	12/24	20	10	51	19

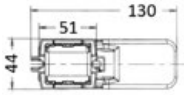

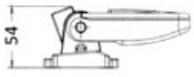

OSCULATI

Automatic switch for any bilge pump

Ultra-flat version. Certified **CE,** ISO 8846.

Code	Voltage	Max A
16.603.00	Universal	14

OSCULATI

Cased eco-friendly automatic switch for any bilge pump

Cased version of model 16.603.00. It protects against accidental impacts, larger size.

Code	Voltage	Max A	⟷ mm
16.607.00	Universal	15	152x85x84h

attwood

New ATTWOOD automatic switch for bilge pumps

Float switch with a compact design and low profile, designed to convert Attwood manual bilge pumps and other non-automatic electric pumps to automatic operation. Can be mounted on any surface, from horizontal up to 24°.
The sealed mechanism ensures protection from moisture, ignition of fumes and electrical shocks.
Free of mercury.
Activate the pump when a water level of 50 mm is reached.

Code	V	Max current A		Connection level mm
		12V	24V	
16.597.00	12/24	12	6	50

rule

RULE eco-friendly automatic switch for bilge pumps

Mercury-free eco-friendly design, all wiring is out of water. As water rises in the bilge, air rises in the air tube that is attached to the switch. This air pressure activates the switch that controls the pump.

Code	Capacity A	V
16.598.12	20	12
16.598.24	10	24

RULE automatic switch for bilge pumps

Mercury-free eco-friendly version. Removable base for easy servicing (MOD 35A / 37A). Tested to over 1,000,000 cycles.

Code	Version	Max current A	⟷ mm	Included
16.601.00	35A	14	127x44x66 (h)	-
16.601.20	37FA	20	127x54x66 (h)	safety fuse
16.599.00	40A	20	133x64x73 (h)	-

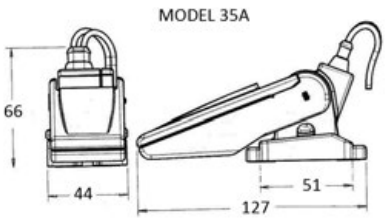

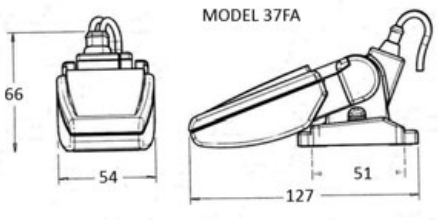

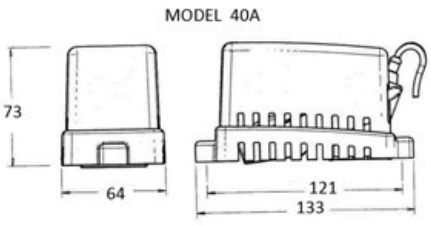

Automatic electronic switch for bilge pumps

Fast installation in any point of the bilge. Petrol-, oil- and diesel-resistant.

Code	Version	V	Max A	⟷ mm
16.609.00	Automatic	12/24	20	82x80x19h

Automatic electronic switch for bilge pumps

For any submersible pump operating at 20A max current draw and12/24V. It works in fresh and salt water. It switches on at a 50-mm level and turns off at a 20-mm level. A 5-second return system prevents false starts. Oil- and hydrocarbon-resistant. RINA ISO 8846 type-approved.

Code	Level ON/OFF mm	V	Max A	⟷ mm
16.610.00	50/20	12/24	20	86x54x26h

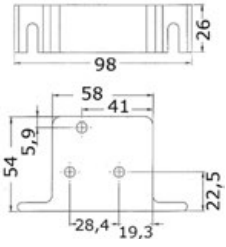

New

Automatic electronic switch for bilge pumps

Universal for all submersible pumps operating at 20A max current draw and12/24 V.
It switches ON at a 41-mm level and and turns OFF at 9.5-mm level.
A 3-second delay system prevents false starts.
To be installed both horizontally and vertically.

Code	Level ON/OFF mm	V	Max A	⟷ mm
16.610.01	41/9.5	12/24	20 (12V) /10 (24V)	92x22x63h

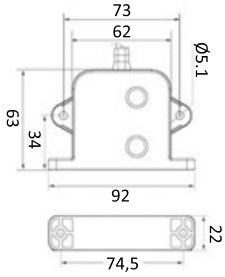

WHALE automatic electronic switch for bilge pumps

- It uses the MIRUS patented field sensor technology that controls 12 or 24 volt DC bilge pumps up to 20 A current draw.
- No moving internal parts, no wear and no malfunctioning.
- Completely sealed, maintenance required.
- Solvent- and fuel-resistant polymer body.
- Mercury- and polluting-agent free.

Code	ON/OFF Level	Max V	Max A
16.548.90	32 mm	24	20

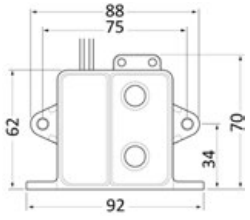

Bilge pump panels and alarm systems

Manual panel switch for electric bilge pumps

Made of **anodized aluminium**. It includes fuses and switch for manual / automatic mode.

Code	V	Current draw A	⟷ mm
16.604.00	12/24	15	90x50

Universal panel switch for bilge pumps

Universal for all bilge pumps with floating or electronic device.
Fitted with: Marina **double-LED** toggle switch. 3 functions: automatic, off, manual with spring return to OFF position to prevent leaving the pump turned on. Safety fuse.

Code	For pumps	Current draw A	⟷ mm
16.606.30	12/24 V	25	75x60

Panel switch for washdown pump

For all 12V washdown pumps. Fit ted with Marina toggle switch (LED on and off) and safety fuse.

Code	For pump to	Current draw A	⟷ mm
16.610.12	12 V	25	75x60

Panel switch with audible alarm for bilge pumps

IP43. Model with rear cover. Fitted with:
- ON-OFF-M.ON switch to activate the pump in automatic or manual mode, it includes control LED lights.
- Alarm **light and sound 80 db** for water detection in bilge;
- fuse max 5A.

Code	V	Current draw A	⟷ mm
16.608.12	12/24	5	120x68.5

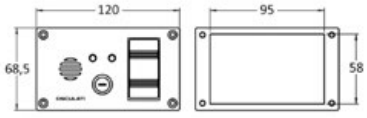

rule

RULE panel switch for De Luxe bilge pumps

Switch with light indicator in 3 positions "automatic" + "manual" + "off" with spring return from manual to off for increased safety. Fuse not included.

Code	V
16.600.12	12
16.600.24	24

rule

RULE high water bilge alarm

Rule-A-Matic Plus recess fit fuse holder. 85-db audible alarm and water detection warning light.

Code	V
16.033.00	12
16.032.00	24

Grey water tanks

Grey water tank with Europump Auto pump

It centralizes all drains (shower, sink, kitchen, toilet, etc.). Quick inspection snap cover. Fitted with removable strainer.

Code	Pump type	V	Current draw A	Max flow ratel/min	Max head m	Output from mm	Entry from mm
16.130.12	**16.124.03**	12	3.0	48	3	19	19/25/29/38
16.130.24	**16.124.04**	24	1.6	48	3	19	19/25/29/38

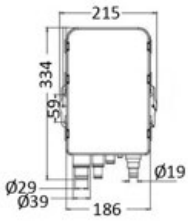

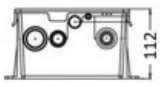

ATTWOOD grey water tank with automatic pump

Designed to **centralize** all drains (showers, sinks, kitchens, bathrooms, etc). Fitted with **check valve** to prevent bad odours. Quick inspection snap cover.

Code	Pump type	V	Current draw A	Max flow ratel/min	Max head m	Box capacity	Output from mm	Entry from mm	⟷ Box mm
16.413.73	automatic Sahara 500	12	1.4	27	2.1	Standard	19	19+19/25+29/37	266x206x113h
16.413.74	automatic Sahara 750	12	2.5	41	3	Large	19	19+19/25+29/37	330x186x111h
16.413.75	automatic Sahara 750	24	1.3	41	3	Large	19	19+19/25+29/37	330x186x111h

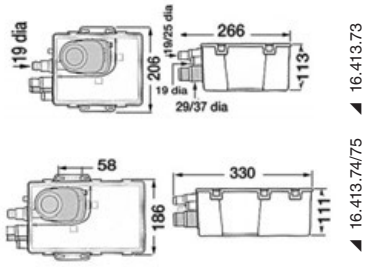

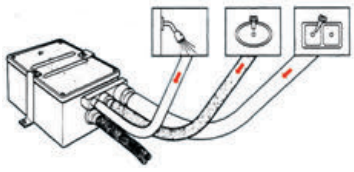

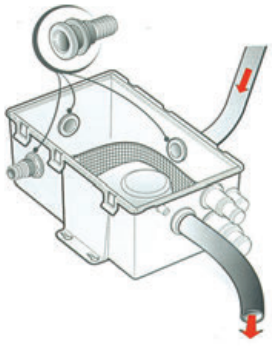

RULE shower drain system

Fitted with grey water tray/strainer.

Code	RULE Code	V	Current draw A	Flow l/min	Number of entries	Inlet fittings included
16.117.64	98B	12	3.5	55	3	2 x 19 mm; 1 x 25 mm; 1 x 29 mm
16.117.65	98B - 24	24	1.8	55	3	2 x 19 mm; 1 x 25 mm; 1 x 29 mm

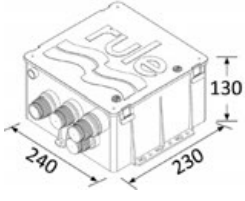

Grey water tank

Code **16.407.57**

It centralizes all drains (shower, sinks, kitchens, toilets etc.) to avoid bores in the hull. **Universal** model supplied **without pump** and **automatic floar**. It can be fitted with pumps: Rule / Jabsco / 360 / 800 / 1000 GPH, Attwood V625 / V750 / V900, Europump 16.813.60, TMC 600GPH / 500GPH / 1000GPH, Seaworld 750GPH and floats Rule 35 / 35F, Attwood 4202, Seawoorld 40812.

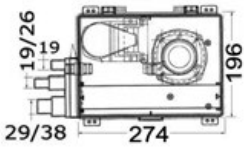

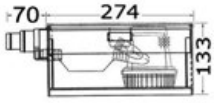



Whale

IC Intelligent Control™

16.222.94

16.222.98

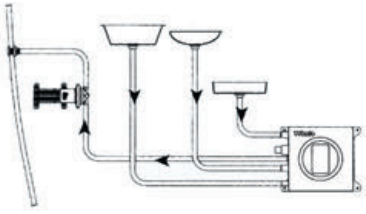

WHALE grey water tank with built-in IC sensor

The tank has built-in sensors for the pump automatic control and allows you to manage all grey waste on board up to 90°C even in multi-port systems.
The splash-proof cover with triple seal, made of polypropylene-glass, integrates the electronics, isolating them from contact with water. No moving part is prone to jam over time.
The tank has a convex base for utmost draining and a pre-moulded hose adapter for precision when boring.
It is possible to install the "Gulper" pumps directly onto the cockpit following the installation guide printed on the tank. The cockpits match the entire Gulper series, recommended pumps are indicated in the diagram below.
Outlet ports and sensor locations minimise air pumping noise typical of the other tanks available on the market.
The 20-l model offers a +25% capacity and is fitted with a dual sensor for installation of an additional pump that activates in case of large inlets or for mounting of a high-lever alarm system.

Code	V	Capacity l	⟷ mm	Fittings		Prepared for pumps
				Entry	output	
16.222.94	12/24	8.1	350x260x180	19 mm x 2; 25 mm x 3; 38 mm x 3	19 mm x 1; 25 mm x 1	16.155.40 16.156.24
16.222.98	12/24	20	600x250x230	25 mm x 4; 38 mm x 4	2 x 25 mm	16.156.12 16.156.24

16.222.01 *NEW- Cap with single sensor*



16.222.01

Portable and high-capacity bilge pumps

attwood

ATTWOOD portable submersible bilge pump

Battery-operated pump fitted with 1.10-m delivery pipe coiler.

Code	Power supply	Duration	Flow l/min	⟷ mm
16.026.00	3 x D batteries	5 hours	25	130 (Ø base) x 190h

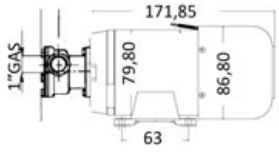

Self-Priming professional bilge pump

Self-priming electric pump with nitrile rubber impellers. Brass pump body. Also suitable for diesel oil transfer.

Code	V	Flow l/min	Current draw A	Max head m	Fittings	Replacement impeller
16.193.80	24	80	21	25	3/4"	**16.194.35**

Professional bronze self-priming bilge pump

Bronze impeller. It can run dry without damage. Self-priming up to 5/6-meter depth. Suitable for diesel oil transfer.

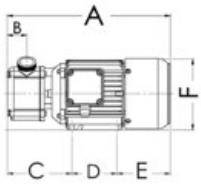

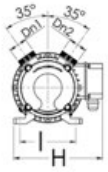

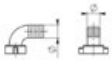

Code	A mm	B mm	C mm	D mm	E mm	F mm	H mm	I mm	Dn1-Dn2	V	Flow l/min	Current draw A	Head m	HP	Hose adaptor Ø mm	kg
16.652.30	375	50	140	100	135	156	205	125	1" 1/4 M	24	75	24	18	0.8	30	13.5
16.652.40	490	67	180	125	185	178	218	140	1" 1/2 M	24	120	45	22	1.5	40	21

Self-priming electric pump

Stainless steel pump body and shaft, fitted with **norlin** impeller and diffuser, coated cast iron motor case and support. Self-priming after first filling, it requires a check valve.
High priming capacity. Commonly used to deliver water under pressure to the onboard services (showers, kitchen, sinks, etc.) as well as to air conditioning, fire-prevention, washdown and chains units.
For use with fresh water.

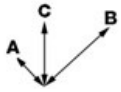

Code	V	Max flow ratel/min	Current draw A	Engine W	⟷ AxBxC mm	kg	Optional Valve
16.655.12	12	50	42	520	200x400x220	10	**17.232.03; 17.232.04**
16.655.24	24	50	28	600	200x400x220	10	**17.232.03; 17.232.04**

Aerator pumps for livewell

Europump centrifugal pump for livewell tank aeration

ABS body, stainless steel shaft, permanent magnet motor. Easy to disassemble and clean.

Code	Version	V	Max flow ratel/min	Current draw A	Ø discharge mm
16.160.01	submersible	12	38	3.0	19
16.160.03	in-line bulkhead	12	38	3.0	19
16.160.05	90° bulkhead	12	38	3.0	19

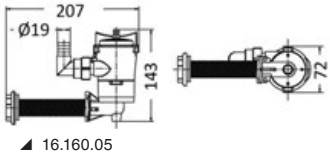

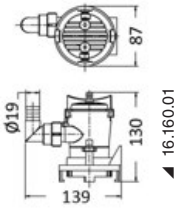



Europump Next Generation aerator pump for livewell/baitwell tanks

CE-certified in compliance with the **ISO 8846/8849** directive. Low consumption. Pump unit + hose connector adjustable at 360°. Motor can be pulled off for cleaning. Fitted with backflow **check valve**.

Code	Version	V	Max flow ratel/min	Current draw A	Head m	Hose adaptor Ø mm	90° Hose holder Ø 29 mm OPTIONAL
16.161.01	in line	12	51	3.5	3	19/29	16.128.00
16.161.02	in line	24	51	2.0	3	19/29	16.128.00
16.161.03	vertical motor	12	51	3.5	3	19/29	16.128.00
16.161.04	vertical motor	24	51	2.0	3	19/29	16.128.00
16.161.05	inside mounting	12	51	3.5	3	19/29	16.128.00
16.161.06	inside mounting	24	51	2.0	3	19/29	16.128.00

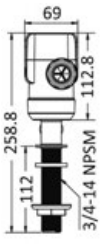

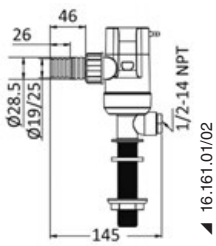

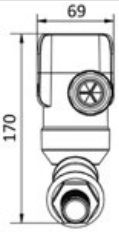

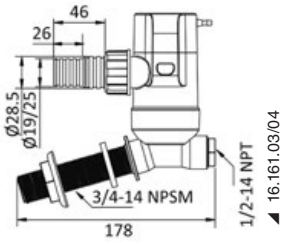

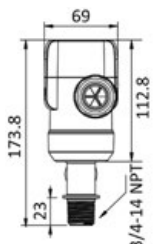

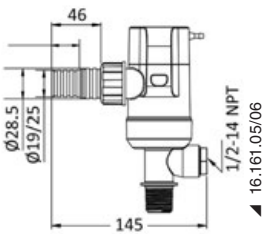

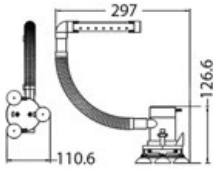

Aerator pump for baitwell/livewell tanks

It can be fixed to the tank by means of a suction cup. Fitted with aerator hose to be fixed with suction cups to the tank sides. Packed in blisters.

Code	V	Flow l/min	Current draw A	Head m
16.163.00	12	22	1	3

TMC aerator pump for livewell/baitwell tanks

Designed for mounting inside the tank by means of 3 suction pads. It connects at 12 volts.

Code	V	Flow l/min
16.452.43	12	15.8

ATTWOOD thru-hull scoop strainer

attwood

Code **16.388.61**

Sea inlet with filter to match a pump with a 19 mm (3/4") hose connection.

ATTWOOD strainer

attwood

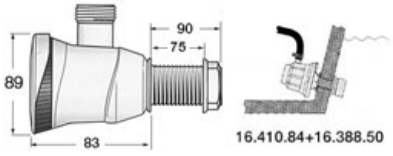

Code **16.388.50**

Only a filter to be applied externally to the pump 16.411.01/02/03/04, 16.161.01/02/03/04 when mounted directly on the transom.

ATTWOOD spray head

attwood

Spray head to connect to aeration pumps. Flow rate adjustable as desired.

Code	For pipe Ø mm	For pumps
16.412.53	19	**16.411.xx; 16.160.xx; 16.161.xx**

TMC electric aerator pump for livewell tanks

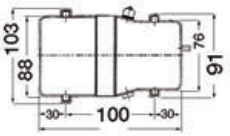

Code **16.201.00**

Bulkhead mounting, powered by 2 x D batteries, 100% watertight.

New ATTWOOD Tsunami MK2 electric pump for aeration and water recirculation

attwood

For use in catch and bait tanks; mounted directly on the transom mirror or remotely with a pipe.
Version with **two outputs** for simultaneous ventilation of 2 tanks or one tank by using the second connection for deck washing.
Cartridges compatible with previous versions of Attwood aerator pumps. Easy and quick installation without the use of sealants.
ISO 8846 and IP68 certified

Code	Model	Version	V	Flow l/min	Current draw A	Hose adaptor	OPTIONAL sea intake	OPTIONAL filter	OPTIONAL spray head	Hose holder OPTIONAL
16.411.01	564X / T500	in line	12	38	1.6	3/4"	**16.388.61**	**16.388.50**	**16.412.53**	**16.491.91 * / 16.491.92***
16.411.02	564X / T500	inside mounting	12	38	1.6	3/4"	**16.388.61**	**16.388.50**	**16.412.53**	**16.491.91 * / 16.491.92***
16.411.03	564X / T500	through bulkhead at 90°	12	38	1.6	3/4"	**16.388.61**	**16.388.50**	**16.412.53**	**16.491.91 * / 16.491.92***
16.411.04	565X / T800	in line	12	50	2.9	3/4"	**16.388.61**	**16.388.50**	**16.412.53**	**16.491.91 * / 16.491.92***

* *Order hose holder in packs of 12 pieces.*

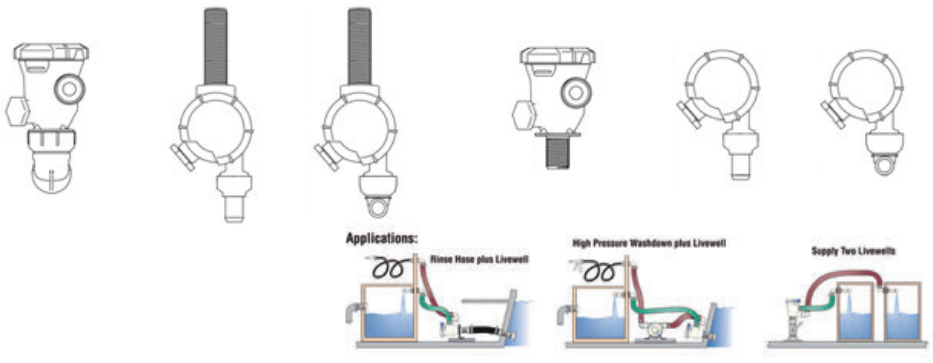

RULE oxigenator for livewell/baitwell tanks

rule

Code **16.078.00**
It can be combined with any submersible pump with 19-mm hose adaptor. The spray valve infuses air in stagnant water. **Adjustable** direction and flow.

RULE Pro-Series submersible aerator pump for livewell tanks

rule

Easy to disassemble and clean. Very quiet operation.

Code	V	Flow l/min	Current draw A	Version with discharge
16.203.01	12	45	2.8/4	angled inlet for thru-hull applications
16.203.02	12	45	2.8/4	straight inlet for thru-hull applications
16.203.03	12	45	2.8/4	seacock inlet for seacock applications

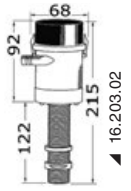

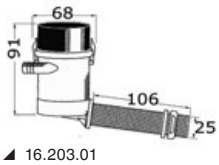

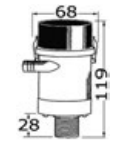

RULE Dual-Port centrifugal pump

rule

Used as water circulation pump in livewell/baitwell tanks and as fitting for **washdown pumps**, usually installed on fishing boats. A single bore is required on the hull.

Code	V	Flow l/min	Current draw A	Hose adaptor
16.202.00	12	32	1.9	1/2"+3/4"
16.205.00	12	100	-	25 (1")/28.6 (1" 1/8)

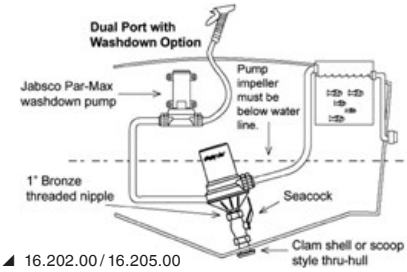

16.202.00 / 16.205.00

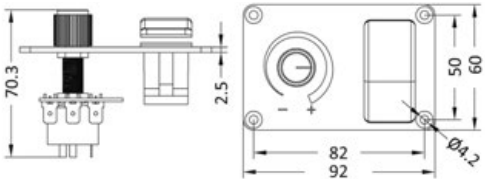

Timer for aerator pumps

Programming with several options:
- ON-OFF: off or permanent running
- Timer option: running for 30 seconds and pauses settable from 2 seconds to 5 minutes.

Anodized light alloy panel to be easily installed with 3M self-adhesive tape.

Code	V	A	⟷ mm
16.610.13	12	10	92x60

Oil and diesel oil transfer pumps

Oil vacuum extractor

This device pumps the exhausted oil out of the engine. Oil is tapped through the dipstick and the vacuum pump located on top collects it into the spherical container.

Code	Capacity l
16.188.00	6

12V Oil Change Kit

The kit contains: 13.5-l plastic tank, electric pump,fitted with 2.10-m cable and battery clips, suction hose from the dipstick, drain hose

Code	V
16.188.90	12

OSCULATI

Reversible self-priming pump for oil emptying and diesel oil transfer

Oil is tapped through the dipstick. Fitted with 14-mm hose adaptor.

Code	V	Flow l/min	Current draw A	Self-priming up to m	Hose kit
16.170.12	12	8	4/8	0.80	**16.170.20 OPTIONAL**
16.171.12	12	12	6/10	1.30	**16.170.20 INCLUDED**
16.171.24	24	12	3/6	1.30	**16.170.20 INCLUDED**

16.170.20 *8-mm and 6-mm Ø rigid rilsan pipe for tapping through the dipstick.*

Self-priming pump with switch for transfer of gasoil, oil and water

With watertight continuous running motor for the transfer and supply of gasoil, oil and water. Fitted with Carling ON/OFF/ON built-in watertight switch.
It comes with: 13-mm drain hose, 2 x rilsan hoses (6 mm and 8 mm) for the engine housing, 1.5-m cable with clamps for the battery pack.

Code	V	Flow l/min	Current draw A	Self-priming up to m
16.172.12	12	with hose Ø 8=4; with hose Ø 6=3	5	1.2

Self-priming pump for oil - diesel - viscous liquids

Brass pump body, stainless steel shaft, intermittent working.

Code	V	Flow l/min	Current draw A	Max withdrawal
16.190.60	12	12	7	3
16.190.61	24	12	4	3

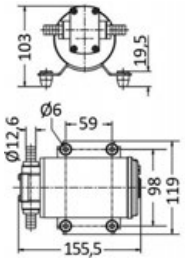

Fixed/portable pump for diesel oil transfer

CE Professional pump for diesel oil transfer. Built-in ON-OFF switch. Fitted with strainer and 25-mm hose adaptor. CE certified No VT12039113 .

Code	V	Flow l/min	Power W	Max suction m	Dimensions mm	Head m
16.045.50	12	40	155	3	230x160x180	10
16.045.51	24	40	155	3	230x160x180	10

New Electric battery pump for liquid transfer

Suitable for transferring gasoline, diesel, kerosene, water, and light oils.
Autonomous operation with rechargeable lithium battery via USB with included cable. Explosion-proof motor and overload protection.
Auto shut-off sensor for full tank. Various sizes of fittings to screw onto the withdrawal tank.
Control LED to indicate battery activation status.

Code	Flow l/min	Max extraction m	Battery	Battery life
16.235.00	12	2.5 / 1 (light oils)	Lithium 3.7 V	2 h

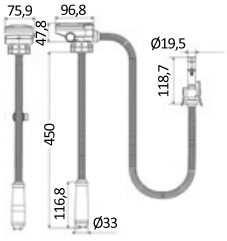

MARCO

MARCO self-priming electric pump for diesel oil transfer

Blade impeller. Aluminium body with quick fitting for 25-mm hose. Case with handle, ON/OFF switch, battery clips. Fitted with EMI strainer. Pump suitable for transfer from a tank to another.

Code	Initials	V	Flow l/min	Current draw A	Pressure bar	Suction height m	Hose adaptor mm
16.047.05	VP45	12	45	15	1.2	1.5	25
16.047.06	VP45	24	45	7.5	1.2	1.5	25

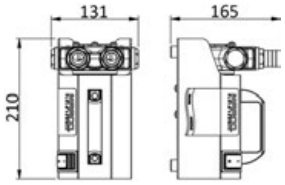

MARCO

MARCO self-priming electric gear pump for oil transfer/change

NEW INTEGRATED FLANGE

Bronze electric gear pump for transferring oils and viscous fluids. Tapping through the dipstick; fitted with 2 hose adaptors for 14-mm inner diameter hose and additional quick plug-in fitting for the suction pipe. Suitable for draining oil from engine sumps by means of its hose kit. Nickel-plated brass body, stainless steel shaft.

Code	Initials	V	Flow rate l/min in tubes mm			Fuse A	Self-priming up to m	Optional hose kit
			Ø 6	Ø 8	Ø 13			
16.187.12	UP2/OIL	12	0.3	0.9	**3.3**	3	1	16.190.27
16.190.12	UP3/OIL	12	0.3	1	**5.5**	7.5	1	16.190.27
16.190.24	UP3/OIL	24	0.3	1	**5.5**	4	1	16.190.27
16.190.32*	UP6/OIL	12	0.42	1.2	**8**	10	1.5	16.190.27
16.190.44*	UP6/OIL	24	0.42	1.2	**8**	7.5	1.5	16.190.27

16.190.27 *8-mm and 6-mm Ø* **rigid rilsan** *pipe for tapping through the dipstick.*

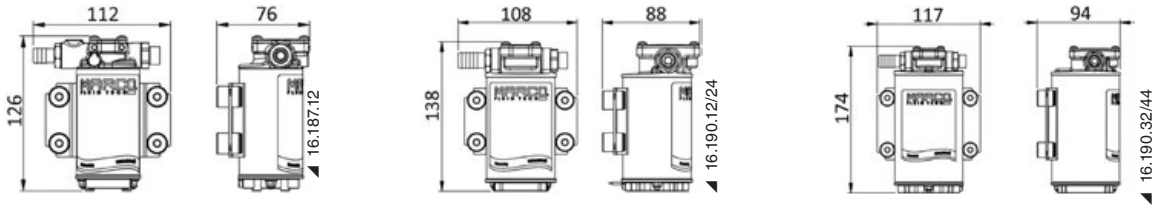

MARCO

MARCO electronic unit for oil change

Compact electronic unit for oil change for fixed installation on vessels. Used to drain and fill up all onboard applications such as generators, engines, gear drive and gangplanks.
Electronic control adjusts the pump motor speed depending on the oil viscosity / temperature and increases revolutions during priming for maximum suction.
The system automatically stops working when it runs out of liquid, in case of short circuit and after 30-min operation.

Code	Initials	V	Max flow ratel/min	Current draw A	Pressure bar	Self-priming up to m
16.190.53	OCS3/E	12/24	10 (Diesel)	10	2	1.5

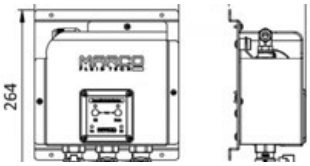

MARCO oil transfer electric pump with bronze gears

NEW INTEGRETED FLANGE

Self-priming electric pump with bronze gears for oil transfer. Protection strainer included.

Code	Initials	V	Flow l/min	Head m	Current draw A	Pressure bar	Outlets
16.190.52	UP14	12	46	4	30	2	3/4"

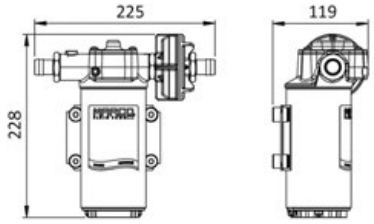

Self-priming bronze electric gear pump for diesel oil, antifreeze and water transfer

NEW INTEGRETED FLANGE

Fitted with in-line inlet strainer. Brass body, stainless steel shaft. Inlets with brass fittings for 14-mm inner Ø hose. It can run dry without damage.

Code	Initials	V	Flow l/min	Head m	Current draw A	Suction from m	Outlets
16.047.12	UP3	12	15	10	6	1.5	3/8"
16.048.12	UP6	12	26	10	10	2	1/2"
16.048.24	UP6	24	26	10	5	1.5	1/2"

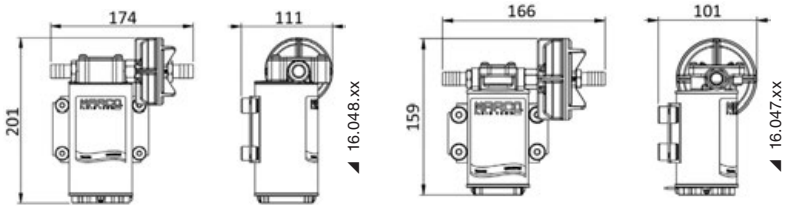

Hose kit

Code **16.190.27**

8-mm and 6-mm rigid rilsan pipe kit for tapping through the dipstick. For pump models 16.190.xx.

MARCO oil change kit with bronze gears

The kit includes:
a) Filling/draining pump with ON-OFF reversible switch.
b) Intake tubes.
c) Battery clips.

Code	Initials	V	Self-priming up to m	Flow rate l/h			Current draw A	Hose adaptor
				Tube Ø 6 mm	Tube Ø 8 mm	Tube Ø 13 mm		
16.190.14	OCK1-R	12	1	20	60	330	5.5/6.5	3/8"
16.190.17	OCK1-R	24	1	20	60	330	5.5/6.5	3/8"

MARCO adjustable-flow reversible electric pump

NEW INTEGRETED FLANGE

Self-priming reversible electric pump, bronze gears for oil and diesel transfer, 12 and 24V.
The electronic control adjust speed to the liquid viscosity. Automatic lock system when the pump has run out of liquid.
The built-in keypad can set the motor speed, can stop/start the pump and reverse its flow.

Code	Initials	V	Max flow ratel/min	Current draw A	Suction height	Maximum bar pressure	Hose adaptor
16.190.72	UP8-RE	12/24	10	4/2	1.5	4	13 mm; 3/8" BSPP

NAUCO-type self-priming pumps

Code	Mouths of	Jabsco	Johnson	Replacement impellers
16.035.00	3/8"	52010-2001	F35B-8-10-35038-1/9 without base; F35B-8-10-35038-41	**16.194.01**
16.035.01	3/8"	52010-2001 (6640-200) (22940-2001)	F35B-8-10-35038-1/9 without base; F35B-8-10-35038-41	**16.194.01**
16.044.00	D18/19	29350-1001	F4B-9-10-24335-01	**16.194.01**
16.038.00	3/8"	29300-2001/29300-2101	F35B-9-10-32412-10-35157/6 Ruggerini - 10-35118-1	**16.194.02**
16.050.00	3/8"	29300-2001	F35B-9-10-35211-3; F35B-9-902-10-35211-4; F35B-9-10-35122-1 with bronze bearing	**16.194.02**
16.136.00	3/8"	29470-2131	F4B-9-10-35161-1	**16.194.03**
16.138.00	3/8"	29470-2531	F4B-9-10-35098-2	**16.194.04**
16.045.00	3/8"	29470-2431	F4B-9-10-35355-01 Lombardini 1503LD YM-2004-M	**16.194.04**
16.016.00	1/2"	22950-0001	-	**16.016.01**
16.039.00	3/4"	3270-200 (3270-2401)	F5B-9-10-24119-2-3	**16.194.05**
16.065.00	3/4"	-	F5B-9-10-24119-4-F5B-9003; F5B-9-9003-10-24119; F5B-9-10-35100-1	**16.194.05**
16.046.00	3/4"	29500-1501	F5B-9-10-24334-01	**16.194.05**
16.059.00	3/4"	-	F5B-9-10-24184-1 MVM-F5B-9-24086-1	**16.194.05**
16.149.00	D 28	29500-1001	-	**16.194.05**
16.037.00	3/4"	52.040-2001	F5B-8-10-24073-1/9/11	**16.194.05**
16.146.00	1"	23430-1001	F7B-9-10-24127-1	**16.194.06**
16.055.00	Flange	9700-21	F7B-9-10-24183-1/10-24014-1	**16.194.06**
16.160.00	D 32	-	F7B-9-03-24524/Volvo 3581558	**16.194.06**
16.041.00	1"	52080-2001	F7B-8-10-24070-1	**16.194.06**
16.042.00	1" 1/2	52200-2011	F8B-8-10-13021-5	**16.194.07**
16.040.00	-	-	F4B-903-10-24509-2	**16.194.03**
16.036.00	3/8"	52020-2001	F4B-8-10-24074-1	**16.194.11**
16.052.01	3/4"	-	F7B-8-10-24571-01	**16.194.05**
16.052.02	3/4"	-	F7B-8-10-24571-13	**16.194.05**
16.051.01	1"	-	F7B-8-10-24572-01	**16.194.26**
16.051.02	1"	-	F7B-8-10-24572-13	**16.194.26**
16.067.01	3/8"	29450-1201; 29450-1001; 29450-1401; 29450-1231; 29450-1431; 29450-1301	F48-903	**16.194.04**
16.067.60	-	29700-1301 (cam 7.5 mm) ; 29700-1331 (cam 6 mm)	-	**16.194.18**

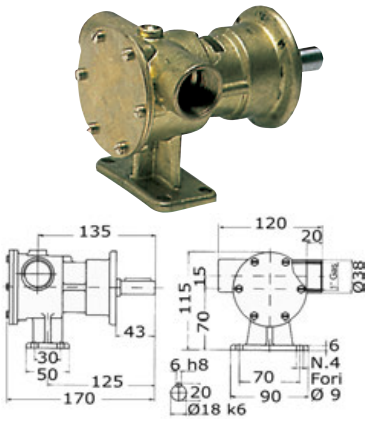

NAUCO 36-type pump

Bronze body, neoprene impellers, to be connected to the engine.

Bar	Flow l/min				
	700 rpm	900 rpm	rpm 1400	rpm 1750	rpm 2000
0	28	53	80	87	96
0.6	20	45	78	81	93
1	18	41	68	77	88

Code	Replacement engine	Flow l/min	Mouth-piece	Equivalent art.		Giant replacement
				Jabsco	Johnson	
16.041.00	up to 400 HP	25-102	1"	52080-2001	F7B-8-10-24070-1	**16.194.06**

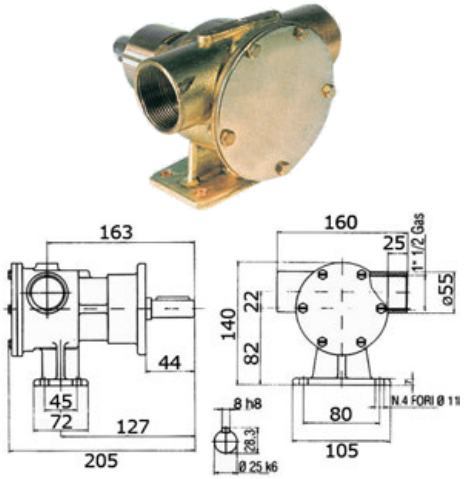

NAUCO 40-type pump

Bronze body, neoprene impellers, to be connected to the engine.

Bar	Flow l/min				
	700 rpm	900 rpm	rpm 1400	rpm 1750	rpm 2000
0	95	121	195	260	293
0.6	80	107	181	233	270
1	72	102	177	228	265

Code	Replacement engine	Flow l/min	Mouth-piece	Equivalent art.		Giant replacement
				Jabsco	Johnson	
16.042.00	up to 800 HP	65-260	1"1/2	52200-2011	F8B-8-10-13021-5	**16.194.07**

NAUCO FPR050F-type pump

Bronze body, neoprene impellers, to be connected to the engine.

Bar	Flow l/min					
	700 rpm	900 rpm	rpm 1400	rpm 1750	rpm 2000	rpm 2500
0	50	55	85	90	130	170
0.3	48	51	81	100	120	155
1	40	44	73	92	105	131

Code	Replacement for engines	Mouth-piece	Equivalent art.		Giant replacement
			Jabsco	Johnson	
16.055.00	AIFO, 503/9/5 - 521 - 5213 - 8361 - 8820 - 8210	flanged 1"	9700-21	F7B-9-10-24183-1/10-24014-1	**16.194.06**

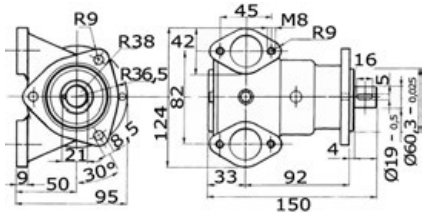

NAUCO ST114-type flanged pump to be directly installed on the engine

Bronze body, neoprene impellers, to be connected to the engine.

Code	Spare parts for engines	Mouth-piece	Equivalent art.			Replacement impeller
			Jabsco	Johnson	Rugerini	
16.038.00	Volvo Penta, Bukh, Arona, Nanni, Ducati, Ruggerini	3/8"	29300-2001/29300-2101	F35B-9-10-32412-10-35157/6	10-35118-1	**16.194.02**

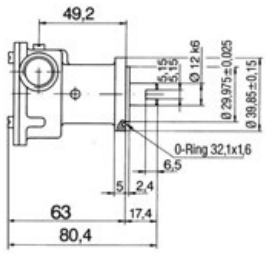

NAUCO FPR009-type pump

Bronze body, neoprene impellers, to be connected to the engine.

Code	Mouths of	Equivalent art.		Replacement impeller
		Jabsco	Johnson	
16.050.00	**3/8"**	29300-2001	F35B-9-10-35211-3 F35B-9-902-10-35211-4 F35B-9-10-35122-1 with bush	**16.194.02**

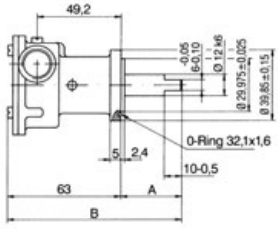

NAUCO FPR044-type pump

Bronze body, neoprene impellers, to be connected to the engine.

Code	Replacement for engines	Equivalent to Art. Johnson	Replacement impeller
16.059.00	Nanni	F5B-9-10-24184-1 MVM-F5B-9-24086-1	**16.194.05**

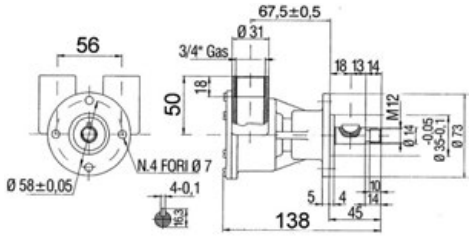

NAUCO ST140/141 type pump, flanged, for direct engine application

Bronze body, neoprene impellers, to be connected to the engine.

Code	Replacement for engines	Mouths of	A mm	Equivalent art.		Replace-ment impeller
				Jabsco	Johnson	
16.039.00	Aifo, Bmw, C. Power, Lehman, VM, Ct-Marine	3/4"	18	3270-200 (3270-2401)	F5B-9-10-24119-2-3	**16.194.05**
16.065.00	-	3/4"	20	-	F5B-9-10-24119-4-F5B-9003 F5B-9-9003-10-24119 F5B-9-10-35100-1	**16.194.05**



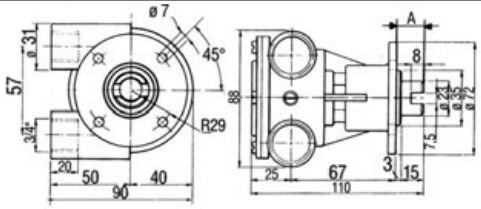

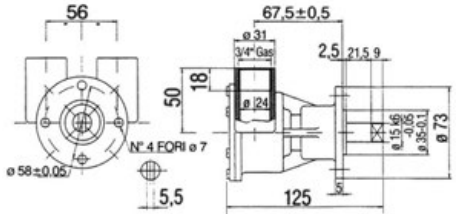

NAUCO FPR043-type flanged pump

Bronze body, neoprene impellers, to be connected to the engine.

Bar	Flow l/min					
	700 rpm	900 rpm	rpm 1400	rpm 1750	rpm 2000	rpm 2500
0	21	27	41	49	56	60
0.3	19	25	38	47	54	57
0.6	18	23	37	42.5	48	55

Code	Replacement for engines	Mouths of	Equivalent art.		Replacement impeller
			Jabsco	Johnson	
16.046.00	Nanni	3/4"	29500-1501	F5B-9-10-24334-01	**16.194.05**

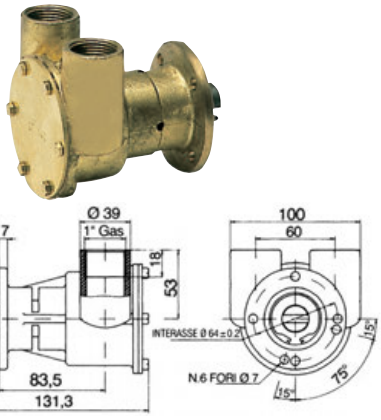

NAUCO FPR046-type pump

Bronze body, neoprene impellers, to be connected to the engine.

Bar	Flow l/min					
	700 rpm	900 rpm	rpm 1400	rpm 1750	rpm 2000	rpm 2500
0	40	44	74	84	94	100
0.3	38	42	71	80	91	97
0.6	35	39	65	76	87	95

Code	Replacement for engines	Mouths of	Equivalent art.		Replacement impeller
			Jabsco	Johnson	
16.146.00	"VM" a 4/6 cylinders	1"	23430-1001	F7B-9-10-24127-1	**16.194.06**



NAUCO FPR236-type pump

Bronze body, neoprene impellers, to be connected to the engine.

Code	Replacement for engines	Mouths of	Equivalent art.		Replacement impeller
			Jabsco	Johnson	
16.136.00	Vetus	3/8"	29470-213	F4B-9-10-35161-1	**16.194.03**

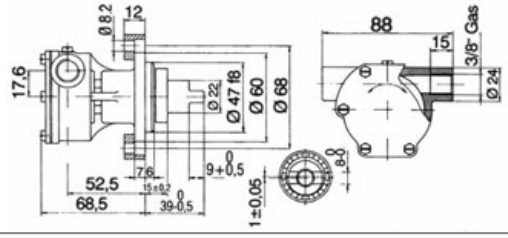



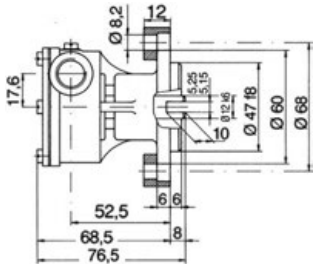

NAUCO FPR038/034-type pump

Bronze body, neoprene impellers, to be connected to the engine.

Code	Replacement for engines	Mouths of	Equivalent art.		Replacement impeller
			Jabsco	Johnson	
16.138.00	Volvo Penta series "2000", Lombardini Low 903, Aifo 4041	3/8"	29470-2531	F4B-9-10-35098-2	**16.194.04**



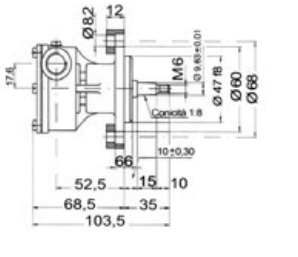

NAUCO FPR039-type pump

Bronze body, neoprene impellers, to be connected to the engine.

Code	Replace-ment for engines	Mouths of	Equivalent art.				Replace-ment impeller
			Jabsco	Johnson	Lombardini	YM	
16.045.00	Lombardini	3/8"	29470-2431	F4B-9-10-35355-01	1503LD	2004-M	**16.194.04**

NAUCO FPR0012-type pump

Bronze body, neoprene impellers, to be connected to the engine.

Bar	Flow l/min					
	700 rpm	900 rpm	rpm 1400	rpm 1750	rpm 2000	rpm 2500
0	9	11	15	16.5	18	23
0.3	8	9	13	14	15	21
0.6	7	8	12	13.5	14.5	20
1	4	6	8	9	13	15

Code	Replacement for engines	Outlets	Equivalent art.		Replacement impeller
			Jabsco	Johnson	
16.044.00	Perkins 3/4 cylinders	smooth Ø mm 20	29350-1001	F4B-9-10-24335-01	**16.194.01**

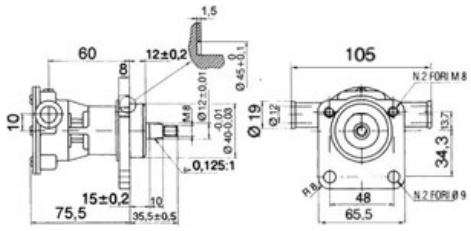

NAUCO ST160/161-type pump

Bronze body, neoprene impellers, to be connected to the engine.



Bar	Flow l/min					
	700 rpm	900 rpm	rpm 1400	rpm 1750	rpm 2000	rpm 2500
0	50	55	85	90	130	170
0.3	48	51	81	100	120	155
1	40	44	73	92	105	131

Code	Replacement for engines	Equivalent art.		Replacement impeller
		Johnson	Volvo	
16.160.00	Volvo (Orig. ref. 3581558), KAD 42/43/44/43P/44P engines	F7B9-03-24524	3581558	**16.194.06**

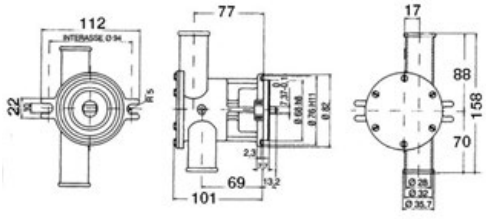

NAUCO FPR049-type pump

Bronze body, neoprene impellers, to be connected to the engine.

Code	Replacement for engines	Equivalent to art.Jabsco	Replacement impeller
16.149.00	AIFO mod. 8041 and others	29500-1001	**16.194.05**

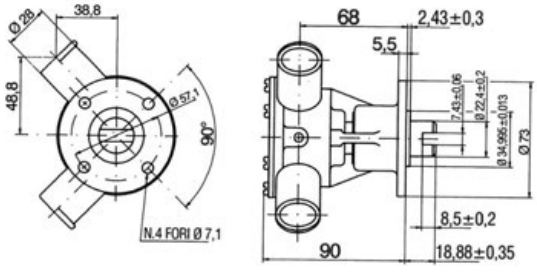

NAUCO FPM005-type pump

Bronze body, neoprene impellers, to be connected to the engine.

Bar	Flow l/min					
	700 rpm	900 rpm	rpm 1400	rpm 1750	rpm 2000	rpm 2500
0	50	55	85	90	130	170
0.3	48	51	81	100	120	155
1	40	44	73	92	105	131

Code	Replacement for engines	Mouths of	Flow l/min	Shaft diameter mm	Equivalent art.		Replace-ment impeller	kg
					Jabsco	Johnson		
16.035.00	up to 20 HP	3/8"	5/29	12 (11-mm key)	52010-2001	F35B-8-10-35038-1/9 without base	**16.194.02**	0.6

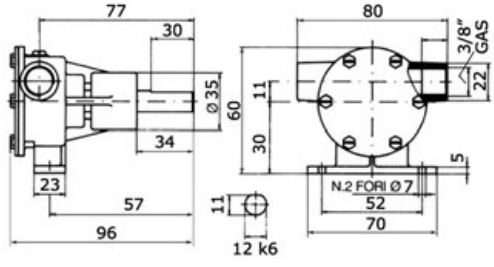

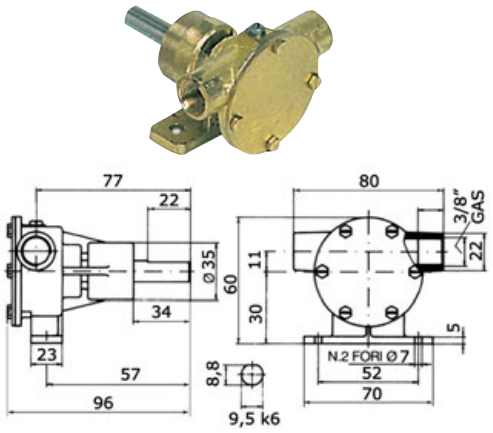

NAUCO FPM001 pump

Bronze body, neoprene impellers, to be connected to the engine.

Bar	Flow l/min					
	700 rpm	900 rpm	rpm 1400	rpm 1750	rpm 2000	rpm 2500
0	50	55	85	90	130	170
0.3	48	51	81	100	120	155
1	40	44	73	92	105	131

Code	Replacement for engines	Mouths of	Flow l/min	Shaft diameter mm	Equivalent art.		Replacement impeller	kg
					Jabsco	Johnson		
16.035.01	up to 20 HP	3/8"	5/29	9,5 Key mm 8,8)	52010-2001 (6640-200) (22940-2001)	F35B-8-10-35038-41	**16.194.01**	0.6

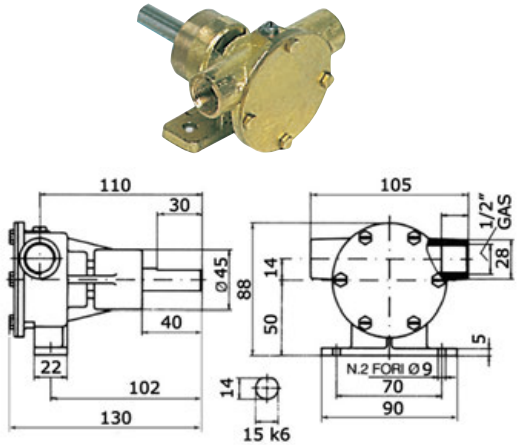

NAUCO PM16 pump

Bronze body, neoprene impellers, to be connected to the engine.

Bar	Flow l/min					
	700 rpm	900 rpm	rpm 1400	rpm 1750	rpm 2000	rpm 2500
0	50	55	85	90	130	170
0.3	48	51	81	100	120	155
1	40	44	73	92	105	131

Code	Replacement for engines	Mouths of	Flow l/min	Equivalent to art.Jabsco	Replacement impeller	kg
16.016.00	up to 80 HP	1/2"	12/60	22950-0001	**16.016.01**	1.2

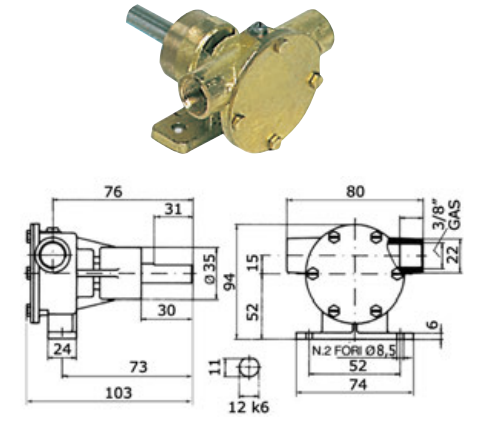

NAUCO PM38 pump

Bronze body, neoprene impellers, to be connected to the engine.

Bar	Flow l/min					
	700 rpm	900 rpm	rpm 1400	rpm 1750	rpm 2000	rpm 2500
0	12	17	22	26	32	35

Code	Replacement for engines	Mouths of	Flow l/min	Equivalent art.		Replacement impeller	kg
				Jabsco	Johnson		
16.036.00	up to 40 HP	3/8"	4/35	52020-2001	F4B-8-10-24074-1	**16.194.11**	1

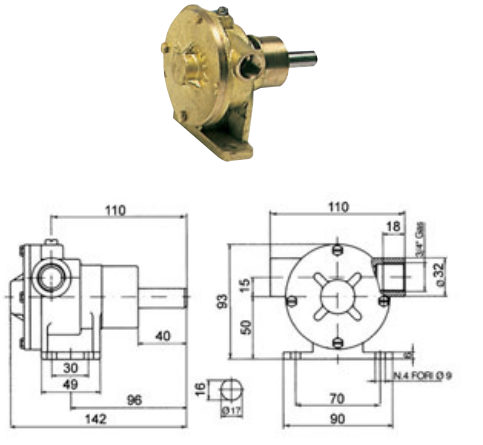

NAUCO PM34 pump

Bronze body, neoprene impellers, to be connected to the engine.

Bar	Flow l/min				
	700 rpm	900 rpm	rpm 1400	rpm 1750	rpm 2000
0	18	23	35	44	49
0.3	16	21	33	41	46
1	14	19	30.5	37.5	42

Code	Replacement for engines	Mouths of	Flow l/min	Equivalent art.		Replacement impeller
				Jabsco	Johnson	
16.037.00	up to 150 HP	3/4"	12/48	52.040-2001	F5B-8-10-24073-1/9/11	**16.194.05**

NAUCO FPR313-type pump

Bronze body, neoprene impellers, to be connected to the engine.

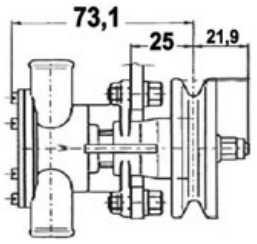

Code	Replacement for engines	Flow l/min	Equivalent to Art. Johnson	Replacement impeller
16.040.00	Yanmar 2GM/3GMF/3GM/3GMF	20/60	F4B-903-10-24509-2	**16.194.03**

NAUCO PM 36S type pump

Bronze body, neoprene impellers, to be connected to the engine.

Code	Model	Equivalent	Outlets	Seal	Output at 2000 RPM	Replace-ment impeller
16.052.01	335	Johnson F7B-8-10-24571-01	3/4"	Mechanic	46 l	**16.194.05**
16.052.02	335	Johnson F7B-8-10-24571-13	3/4"	Rubber ring	46 l	**16.194.05**
16.051.01	336	Johnson F7B-8-10-24572-01	1"	Mechanic	107 l	**16.194.26**
16.051.02	336	Johnson F7B-8-10-24572-13 + Vetus CWP107	1"	Rubber ring	107 l	**16.194.26**

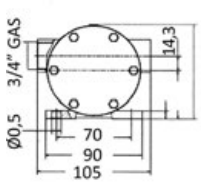

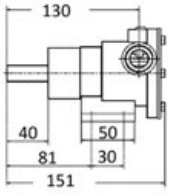

◢ 16.052.01/02

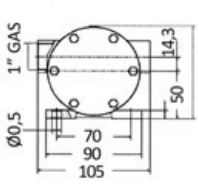

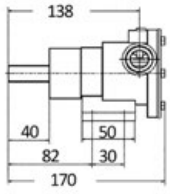

◢ 16.051.01/02

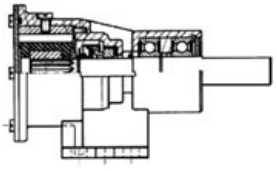

◢ 16.052.01/02; 16.051.01/02

NAUCO 324485-type pump

Bronze body, neoprene impellers, to be connected to the engine.



Bar	Flow l/min					
	700 rpm	900 rpm	rpm 1400	rpm 1750	rpm 2000	rpm 2500
0	13	16	23	25.5	28	32
0.3	11	12	20	22.5	25	29
1	5	10.5	15	18	20	25

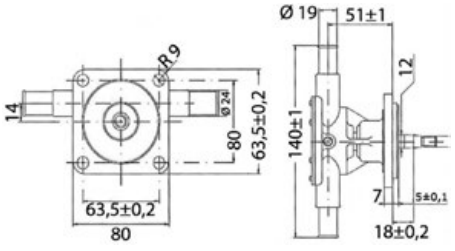

Code	Replacement for engines	Mouths of	Equivalent art.	Replacement impeller
16.067.01	Volvo MD2030/MD2040 Derkins M25/30/M3HD20 M35/M40/MC42 3HD46/M50/M60/M80T Stamegna SM40/70/160/180 SMV35	3/8"	Johnson F48-903; VOLVO 3593655; JABSCO 29450-1201; JABSCO 29450-1001; JABSCO 29450-1401; JABSCO 29450-1231; JABSCO 29450-1431; JABSCO 29450-1301	**16.194.04**

NAUCO ST 380 type pump

Bronze body, neoprene impellers, to be connected to the engine.

Bar	Flow l/min					
	700 rpm	900 rpm	rpm 1400	rpm 1750	rpm 2000	rpm 2500
0	13	16	23	25.5	28	32
0.3	11	12	20	22.5	25	29
1	5	10.5	15	18	20	25

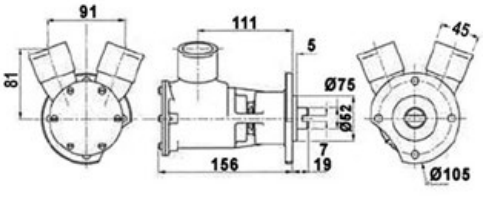

Code	Replacement for engines	Pipefitting	Equivalent art.	Replacement impeller
16.067.60	VM HR 694 H1D10-29700-1301 Mercruiser D183-D254-29700-1331	45-mm Ø	Jabsco 29700-1301 (cam 7.5 mm) Jabsco 29700-1331 (cam 6 mm)	**16.194.18**

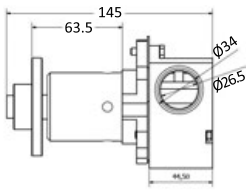

Pump type NAUCO ST275

Brass body, neoprene impellers.

Bar	Flow l/min					
	700 rpm	900 rpm	rpm 1400	rpm 1750	rpm 2000	rpm 2500
0	50	55	85	90	130	170
0.3	48	51	81	100	120	155
0.6	44	47	78	97.5	112	140
1	40	44	73	92	105	131
1.5	35	38	67	87	100	125

Code	Replacement for engines	Pipefitting	Equivalent art.	Replacement impeller
16.275.00	ONAN generators 5 cylinders ORIG 132-0278	1" 1/4 (external)	Sherwood L10B	16.194.14

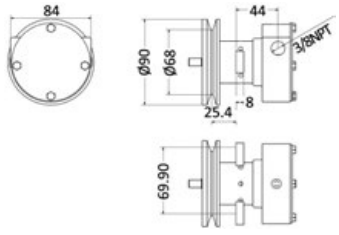

NAUCO ST910 type pump

Brass body, neoprene impellers. Connection with V-belt.

Bar	Flow l/min					
	700 rpm	900 rpm	rpm 1400	rpm 1750	rpm 2000	rpm 2500
0	13	16	23	25.5	28	32
0.3	11	12	20	22.5	25	29
0.6	9	10.5	16.5	19	21	26
1	5	9.5	15	18	19	22

Code	Replacement for engines	Pipefitting	Equivalent art.	Replacement impeller
16.910.00	Kohler generators	3/8"	Sherwood G910 Yanmar GM46936 GM104855	**16.194.48**

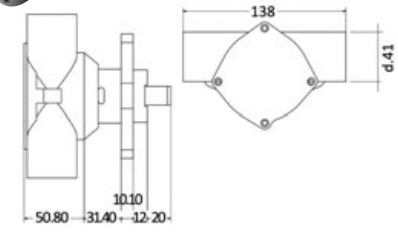

NAUCO ST1016 type pump

Brass body, neoprene impellers.

Bar	Flow l/min					
	700 rpm	900 rpm	rpm 1400	rpm 1750	rpm 2000	rpm 2500
0	50	55	85	90	130	170
0.3	48	51	81	100	120	155
0.6	44	47	78	97.5	112	140
1	40	44	73	92	105	131
1.5	35	38	67	87	100	125

Code	Replacement for engines	Pipefitting	Equivalent art.	Replacement impeller
16.100.16	Mercruiser	1" 1/2	Sherwood P1016 Mercruiser 854179001	**16.194.14**

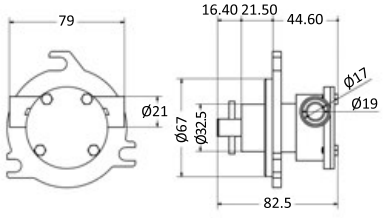

NAUCO ST914 type pump

Brass body, neoprene impellers.

Bar	Flow l/min					
	700 rpm	900 rpm	rpm 1400	rpm 1750	rpm 2000	rpm 2500
0	7	9	10.5	12.5	14	18
0.3	6	8	9.5	11	13	17
0.6	5	7	8.5	9.5	11.5	15
1	4	6	8	8.5	9.5	12

Code	Replacement for engines	Pipefitting	Equivalent art.	Replacement impeller
16.914.00	Volvo	17 mm quick connect	Johnson F35 B-9-24178	**16.194.02**

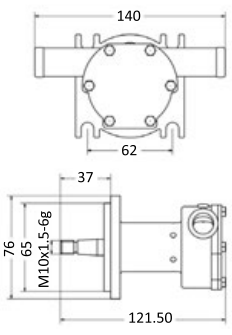

Pump type NAUCO ST423

Brass body, neoprene impellers.

Bar	Flow l/min					
	700 rpm	900 rpm	rpm 1400	rpm 1750	rpm 2000	rpm 2500
0	13	16	23	25.5	28	32
0.3	11	12	2	22.5	25	29
0.6	9	10.5	16.5	19	21	26
1	5	9.5	15	18	19	22

Code	Replacement for engines	Pipefitting	Equivalent art.	Replacement impeller
16.423.00	Volvo MA 2030/2040	21 mm (external)	Johnson F4B-9-10-24465-01; Volvo 3580945; Jabsco 2950-1301	**16.194.04**

Impellers for inboard engine pumps

ACCESSORIES:
G: gasket; GT: gasket + plug; GX: gasket + grain;
X: grain; CGT: key + gasket + cap;
N: oil-resistant nitrile rubber; T: cap.

G - Gasket


O - Oring

X - Grain


C - Key

T - Cap

JABSCO inboard pumps

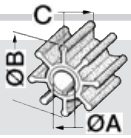

Code		Accessories	Original reference	Ref. CEF	Picture	Insert	Ø A (internal/ external) mm	Ø A mm	Ø B mm	C mm	Blades	Profile no.
Impeller CEF	Impeller OSCULATI											
16.194.00	**16.185.00** New	-	7273-0001; 6303-001	110			7.31 / 8	-	50.8	22.1	6	7
16.194.16	**16.185.16** New	-	21414-0001; 21411-0001; 1411-0001 1414-0001	113			8	-	31.3	11.9	6	1
16.194.22	-	-	14787-0001; 14609-0001; 1414-0001	130			8	-	31.75	12	6	3
16.194.29	-	T: cap	17954-0001	109			16.85 / 19	-	66.5	50.6	8	20
16.194.32	-	N: nitrile rubber oil-resistant	1414-0003	230			8	-	31.75	12	6	1
16.194.38	**16.185.38** New	-	6303-0001	138			7.31 / 8	-	51.3	22	6	8
16.193.73	**16.186.73** New	N: nitrile rubber oil-resistant	6303-0003	238			7.31 / 8.07	-	51.3	22	6	8
16.193.98	-	-	9200-0001	106GT			8	-	40	19	6	6
16.194.01	**16.185.01** New	GX: Seal + grain	4528-0001	100			9.5	-	39.6	18.94	6	4
16.194.02	**16.185.02** New	GX: Seal + grain	22405-0001; 21951342	121			12	12	39.6	19.2	6	4
16.194.03	**16.185.03** New	GX: Seal + grain	653-0001	101			12.17	12.17	50.8	22.1	6	7
16.194.04	**16.185.04** New	GX: Seal + grain	673-0001 (6 blades); 21951344; 22222936	116			12.66	-	50.8	22.1	6	7
16.194.31	-	GX: gasket + grain; N: oil-resistant nitrile rubber	4528-0003	200			9.5	-	39.6	18.94	6	4

Accessories: G: gasket; GT: gasket + cap; GX: gasket + grain; X: grain; CGT: key + gasket + cap; N: oil-resistant nitrile rubber; T: cap; HD.K.

Code		Accessories	Original reference	Ref. CEF	Picture	Insert	Ø A (internal/ external) mm	Ø A mm	Ø B mm	C mm	Blades	Profile no.
Impeller CEF	Impeller OSCULATI											
16.194.33	-	GX: gasket + grain; N: oil-resistant nitrile rubber	673-0003	216			12.66	-	50.8	22.1	6	7
16.194.43	**16.185.43** New	X: Grain	18653.0001	146			12.17	-	51.8	22	10	9
16.194.44	-	GX: Seal + grain	673.0001	156			12.7	-	51.8	22	10	9
16.194.73	-	GX: gasket + grain; N: oil-resistant nitrile rubber	653-0003	201			12.17	-	50.8	22.1	6	-
16.194.05	**16.185.05** New	GT: gasket + cap	1210-0001; 3085-0001; 21951348; 21951346	107			14.29 / 16	14.29 / 16	57	31.6	12	26
16.194.18	-	HD.K	17018-0001	187			14.29 / 16	-	65.2	76.65	8	11
16.194.23	**16.185.23** New	-	13554-0001	124			14.29 / 16	-	57	48.2	12	26
16.194.25	-	GT: gasket + cap	22120-0001	104			14.29 / 16	-	57	50.2	12	26
16.194.34	-	GT: seal + cap; N: oil-resistant nitrile rubber	836-0003	205			22.5 / 25.4	-	96	63.1	9	13
16.194.35	-	GT: seal + cap; N: oil-resistant nitrile rubber	1210-0003	207			14.29 / 16	-	57	31.6	12	26
16.194.36	-	T: cap; N: oil-resistant nitrile rubber	17937-003	214			14.29 / 16	-	65	50.1	10	20
16.194.40	-	T: cap	6760-0001	115T			22.5 / 25.4	-	95	88.5	9	13
16.194.45	-	-	31130-0061	161			22.5 / 25.4	-	95	63.1	12	15
16.194.54	-	-	11979-0001	155			14.29 / 16	-	65	36.5	8	11
16.194.09	**16.185.09** New	CGT: key + gasket + cap	4568-0001	108			15.93 / 16	-	57	31.6	12	26
16.194.10	-	T: cap	4598-0001	102			15.9 / 16	-	65	50.2	8	11
16.194.13	**16.185.13** New	-	22799-0001	129			12.75	12.75	50.8	22.1	6	7
16.194.14	**16.185.14** New	GT: gasket + cap	18948-0001	120			15.9	15.9	65.2	41.3	12	21

Code		Accessories	Original reference	Ref. CEF	Picture	Insert	Ø A (internal/ external) mm	Ø A mm	Ø B mm	C mm	Blades	Profile no.
Impeller CEF	Impeller OSCULATI											
16.194.17	-	GT: gasket + cap	18838-0001	103			15.9	15.9	62	31.7	12	22
16.194.39	-	CGT: key + seal + cap; N: oil-resistant nitrile rubber	4568-0003	208			15.9	-	57	31.6	12	26
16.194.42	-	G: gasket	18327-0001	167			16	-	65	51.2	12	20
16.194.67	-	GT: gasket + cap	1877-0001; 22120-0001; 876120	133GT			14.29 / 16	-	57.18	50.25	10	10
16.194.77	-	-	17240-0001; 18789-0001	144			22.5 / 25.4	-	117.6	88.5	9	28
16.194.78	-	G: gasket	18786-0001	153		-	20.2	-	117.6	88.5	9	28
16.194.80	-	G: gasket	17938-0001	163			22.5 / 25.4	-	95	95	12	15
16.194.06	**16.185.06** New	GT: gasket + cap	920-0001 (8 blades); 21951356	106			14.29 / 16	-	65	50.2	8	11
16.194.24	**16.185.24** New	T: cap	17935-0001	135T			22.5 / 25.4	-	95	63.1	12	15
16.194.26	**16.185.26** New	T: cap	17937-0001	114			14.29 / 16	-	65	50.1	10	20
16.194.37	**16.185.37** New	GT: seal + cap; N: oil-resistant nitrile rubber	920-0003	206			14.29 / 16	-	65	50.2	8	11
16.194.07	-	GT: gasket + cap	836-0001	105			22.5 / 25.4	-	96	63.1	9	13
16.194.08	-	GT: gasket + cap	17936-0001; 21676-0001	145			22.5 / 25.4	-	95	88.5	12	15
16.194.52	-	-	17370-0001	152		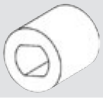	20.2	-	95	88.5	12	15
16.194.57	-	GT: gasket + cap	17018-0001 B	177.GT			14.29 / 16	-	65.2	75.65	8	11
16.194.15	-	GT: gasket + cap	18958-0001	164			20.1	-	84	73.5	12	24

Accessories: G: gasket; GT: gasket + cap; GX: gasket + grain; X: grain; CGT: key + gasket + cap; N: oil-resistant nitrile rubber; T: cap; HD.K.

JOHNSON inboard engines

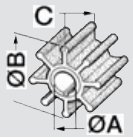

Code		Accessories	Original reference	Ref. CEF	Picture	Insert	Ø A (internal/ external) mm	Ø A mm	Ø B mm	C mm	Blades	Profile no.
Impeller CEF	Impeller OSCULATI											
16.194.01	**16.185.01** New	GX: Seal + grain	09-0806B	100			9.5	-	39.6	18.94	6	4
16.194.02	**16.185.02** New	GX: Seal + grain	09-808B	121		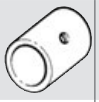	12	12	39.6	19.2	6	4
16.194.03	**16.185.03** New	GX: Seal + grain	09-0810B	101			12.17	12.17	50.8	22.1	6	7
16.194.04	**16.185.04** New	GX: Seal + grain	09-1026B	116		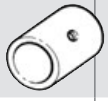	12.66	-	50.8	22.1	6	7
16.194.38	**16.185.38** New	-	09-824P; 09-834	138			7.31 / 8	-	51.3	22	6	8
16.194.31	-	GX: gasket + grain; N: oil-resistant nitrile rubber	09-0806B-9	200		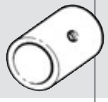	9.5	-	39.6	18.94	6	4
16.194.33	-	GX: gasket + grain; N: oil-resistant nitrile rubber	09-1026B-9	216			12.66	-	50.8	22.1	6	7
16.194.73	-	GX: gasket + grain; N: oil-resistant nitrile rubber	09-810B-9	201		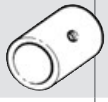	12.17	-	50.8	22.1	6	-
16.194.05	**16.185.05** New	GT: gasket + cap	09-1027B	107			14.29 / 16	14.29 / 16	57	31.6	12	26
16.194.23	**16.185.23** New	-	09-0812B	124			14.29 / 16	-	57	48.2	12	26
16.194.34	-	GT: gasket + cap	09-1029B-9	205			22.5 / 25.4	-	96	63.1	9	13
16.194.35	-	GT: gasket + cap	09-1027B-9	207			14.29 / 16	-	57	31.6	12	26
16.194.40	-	T: cap	09-0802B	115T			22.5 / 25.4	-	95	88.5	9	13
16.194.60	-	T: cap	09-820B	186			22.5 / 25.4	-	96.5	130	12	15
16.194.62	-	G: gasket	09-821B	162			22.5 / 25.4	-	65.8	80	12	21
16.194.84	-	CG: key + gasket	09-801-B	170			16	-	57	31.6	12	26
16.194.08	-	GT: gasket + cap	09-814B	145			22.5 / 25.4	-	95	88.5	12	15

Accessories: G: gasket; GT: gasket + cap; GX: gasket + grain; X: grain; CGT: key + gasket + cap; CG: key + gasket; N: oil-resistant nitrile rubber; T: cap.

Code		Accessories	Original reference	Ref. CEF	Picture	Insert	Ø A (internal/ external) mm	Ø A mm	Ø B mm	C mm	Blades	Profile no.
Impeller CEF	Impeller OSCULATI											
16.194.41	-	-	09-1052S-9	232			8	-	44.6	13	6	5
16.193.73	16.186.73 New	-	09-824P9	238		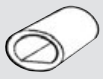	7.31 / 8.07	-	51.3	22	6	8
16.194.13	16.185.13 New	-	09-827	129			12.75	12.75	50.8	22.1	6	7
16.194.51	-	-	09-1052B	132			8	-	44.6	13	6	8
16.194.06	16.185.06 New	GT: gasket + cap	09-1028B	106			14.29 / 16	-	65	50.2	8	11
16.194.24	16.185.24 New	T: cap	09-0819B	135T			22.5 / 25.4	-	95	63.1	12	15
16.194.26	16.185.26 New	T: cap	1028B	114			14.29 / 16	-	65	50.1	10	20
16.194.37	16.185.37 New	GT: gasket + cap	09-1028-B-9	206			14.29 / 16	-	65	50.2	8	11
16.194.07	-	GT: gasket + cap	09-1029B	105			22.5 / 25.4	-	96	63.1	9	13
16.194.08	-	GT: gasket + cap	09-814B	145			22.5 / 25.4	-	95	88.5	12	15

Accessories: G: gasket; GT: gasket + cap; GX: gasket + nut; N: oil resistant nitrile rubber; X: nut; CGT: key + gasket + cap; T: cap.

AIFO inboard engines

Code		Accessories	Original reference	Ref. CEF	Picture	Insert	Ø A (internal/ external) mm	Ø A mm	Ø B mm	C mm	Blades	Profile no.
Impeller CEF	Impeller OSCULATI											
16.194.05	16.185.05 New	GT: gasket + cap	4913429	107			14.29 / 16	14.29 / 16	57	31.6	12	26
16.194.36	-	T: cap; N: oil-resistant nitrile rubber	8112772	214			14.29 / 16	-	65	50.1	10	20
16.194.16	16.185.16 New	-	828MTEA	113			8	-	31.3	11.9	6	1
16.194.06	16.185.06 New	GT: gasket + cap	8108228	106			14.29 / 16	-	65	50.2	8	11
16.194.26	16.185.26 New	T: cap	8112772	114			14.29 / 16	-	65	50.1	10	20
16.194.37	16.185.37 New	GT: seal + cap; N: oil-resistant nitrile rubber	8108228	206			14.29 / 16	-	65	50.2	8	11
16.194.08	-	GT: gasket + cap	8112451	145			22.5 / 25.4	-	95	88.5	12	15

Accessories: G: gasket. GT: gasket + cap. GX: gasket + nut. X: nut. CGT: key + gasket + cap. N: oil-resistant nitrile rubber. T: cap.

SHERWOOD inboard pumps

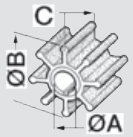

Code		Accessories	Original reference	Ref. CEF	Picture	Insert	Ø A (internal/ external) mm	Ø A mm	Ø B mm	C mm	Blades	Profile no.
Impeller CEF	Impeller OSCULATI											
16.194.01	**16.185.01** New	GX: Seal + grain	9979	100			9.5	-	39.6	18.94	6	4
16.194.10	-	T: cap	10187; 12338	102			15.9 / 16	-	65	50.2	8	11
16.194.14	**16.185.14** New	GT: gasket + cap	10615K	120			15.9	15.9	65.2	41.3	12	21
16.194.17	-	GT: gasket + cap	9959K	103			15.9	15.9	62	31.7	12	22
16.194.31	-	GX: gasket + grain; N: Oil-resistant nitrile rubber	9979	200			9.5	-	39.6	18.94	6	4
16.194.36	-	T: cap	18200	214			14.29 / 16	-	65	50.1	10	20
16.194.42	-	G: gasket	15000K	167			16	-	65	51.2	12	20
16.194.48	**16.185.48** New	G: gasket	9000K	165			15.95	-	62.2	22.4	12	22
16.194.49	-	G: gasket	10077K	166			12.8	12.8	56.6	19.8	12	26
16.194.63	-	G: gasket	27000K	181			16.1	-	84	73	12	24
16.194.64	-	GX: Seal + grain	18000K	182			20.7	-	94.5	101.5	12	15
16.194.55	**16.185.55** New	G: gasket	8000K	190			12.2	12.2	19	40	6	4
16.194.75	-	GX: Seal + grain	29000K	192			20	-	94.5	101.5	12	15
16.194.26	**16.185.26** New	T: cap	18200	114			14.29 / 16	-	65	50.1	10	20
16.194.15	-	GT: gasket + cap	17000K	164			20.1	-	84	73.5	12	24
16.194.61	-	GX: Seal + grain	22000K	179			20.7	-	114.3	109.5	10	18

Accessories: G: gasket; GT: gasket + cap; GX: gasket + nut; N: oil resistant nitrile rubber; X: nut; CGT: key + gasket + cap; T: cap.

VOLVO inboard engines

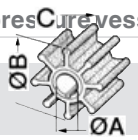

Code		Accessories	Original reference	Ref. CEF	Picture	Insert	Ø A (internal/ external) mm	Ø A mm	Ø B mm	C mm	Bla-des	Profile no.
Impeller CEF	Impeller OSCULATI											
16.194.01	**16.185.01** New	GX: Seal + grain	803729; 875807-0; 3586494; 876554-7; 833550; 21972908; 3586494	100			9.5	-	39.6	18.94	6	4
16.194.02	**16.185.02** New	GX: Seal + grain	875583; 833995; 21951342; 3586496	121			12	12	39.6	19.2	6	4
16.194.03	**16.185.03** New	GX: Seal + grain	876097	101			12.17	12.17	50.8	22.1	6	7
16.194.04	**16.185.04** New	GX: Seal + grain	8758C3; 3593659; 3596497; 21213660; 804696; 875808-8; 876690; 21951344; 897055; 3580066; 3586497; 22222936	116			12.66	-	50.8	22.1	6	7
16.194.31	-	GX: gasket + grain; N: oil-resistant nitrile rubber	803729; 875807-0; 876554-7	200			9.5	-	39.6	18.94	6	4
16.194.05	**16.185.05** New	GT: gasket + cap	3862281; 875811-2; 877400; 21951346; 3858256; 3862567; 3855546; 3856039; 21951348	107			14.29 / 16	14.29 / 16	57	31.6	12	26
16.194.25	-	T: cap	876120-7; 834794	104			14.29 / 16	-	57	50.2	12	26
16.194.27	-	G: gasket	3842786; 21213664; 21951352; 3593660; 21212794; 3584350; 3588914	178			14.29 / 16	-	57	48.2	12	26
16.194.34	-	GT: seal + cap; N: oil-resistant nitrile rubber	875660; 2430184; 875736; 807904	205			22.5 / 25.4	-	96	63.1	9	13
16.194.62	-	G: gasket	876771; 3887761; 21951358; 22994993	162			22.5 / 25.4	-	65.8	80	12	21
16.194.56	**16.185.56** New	GT: gasket + cap	21213660; 3862567; 21951348	189			16	-	57	32.05	12	-
16.194.09	**16.185.09** New	CGT: key + gasket + cap	875575-3; 831182	108			15.93 / 16	-	57	31.6	12	26
16.194.10	-	T: cap	818680	102			15.9 / 16	-	65	50.2	8	11
16.194.14	**16.185.14** New	GT: gasket + cap	835874	120			15.9	15.9	65.2	41.3	12	21
16.194.17	-	GT: gasket + cap	835512-5; 3854286	103			15.9	15.9	62	31.7	12	22
16.194.19	-	-	3555413-8	380			10	-	39.6	14.3	12	14
16.194.67	-	G: gasket	834794; 876120	133GT			14.29 / 16	-	57.18	50.25	10	10
16.194.80	-	G: gasket	3830459	163			22.5 / 25.4	-	95	95	12	15

Accessories: G: gasket; GT: gasket + cap; GX: gasket + grain; X: grain; CGT: key + gasket + cap; CG: key + gasket; N: oil-resistant nitrile rubber; T: cap.

Code		Accessories	Original reference	Ref. CEF	Picture	Insert	Ø A (internal/ external) mm	Ø A mm	Ø B mm	C mm	Bla-des	Profile no.
Impeller CEF	Impeller OSCULATI											
16.194.84	-	CG: key + gasket	875575-3; 831182; 21951350	170			16	-	57	31.6	12	26
16.194.06	**16.185.06** New	GT: gasket + cap	877061; 875593-6; 3841697; 21951356; 801277; 825941	106			14.29 / 16	-	65	50.2	8	11
16.194.24	**16.185.24** New	T: cap	877066; 21951362	135T			22.5 / 25.4	-	95	63.1	12	15
16.194.26	**16.185.26** New	T: cap	3588475	114			14.29 / 16	-	65	50.1	10	20
16.194.37	**16.185.37** New	GT: seal + cap; N: oil-resistant nitrile rubber	877061-2; 875593-2; 3841697-2	206			14.29 / 16	-	65	50.2	8	11
16.194.07	-	GT: gasket + cap	875736-1; 2430184; 875660-3; 807904; 21730344; 21951360	105			22.5 / 25.4	-	96	63.1	9	13
16.194.08	-	GT: gasket + cap	875814; 875697; 21951364	145			22.5 / 25.4	-	95	88.5	12	15
16.194.57	-	GT: gasket + cap	3583602; 3593573; 3588476; 3819486; 21730348; 3588474	177.GT			14.29 / 16	-	65.2	75.65	8	11

Accessories: G: gasket; GT: gasket + cap; GX: gasket + grain; X: grain; CGT: key + gasket + cap; CG: key + gasket; N: oil-resistant nitrile rubber; T: cap.

MERCRUISER inboard engines

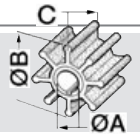

Code		Accessories	Original reference	Ref. CEF	Picture	Insert	Ø A (internal/ external) mm	Ø B mm	C mm	Bla-des	Profile no.
Impeller CEF	Impeller OSCULATI										
16.194.18	-	HD.K	D183/254	187			14.29 / 16	65.2	76.65	8	11
16.194.20	**16.185.20** New	X: Grain	312-11-008	123		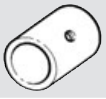	12	52	25	6	7
16.194.21	-	X: Grain	321-11-008	131			10	39.6	19.2	6	4
16.194.29	-	T: cap	47-59362 Bravo I/11 47-59362-TQ01	109			16.85 / 19	66.5	50.6	8	20
16.194.36	-	T: cap; N: oil-resistant nitrile rubber	MB616; SF15/18; 6035413	214			14.29 / 16	65	50.1	10	20
16.194.45	-	-	47-831311350	161			22.5 / 25.4	95	63.1	12	15
16.194.06	**16.185.06** New	GT: gasket + cap	47-801332602	106			14.29 / 16	65	50.2	8	11
16.194.26	**16.185.26** New	T: cap	MB616; SF15/18; 6035413	114			14.29 / 16	65	50.1	10	20

Accessories: G: gasket. GT: gasket + cap. GX: gasket + nut. X: nut. CGT: key + gasket + cap. N: oil-resistant nitrile rubber. T: cap.

YANMAR inboard engines

Code Impeller CEF	Impeller OSCULATI	Accessories	Original reference	Ref. CEF	Picture	Insert	Ø A (internal/ external) mm	Ø A mm	Ø B mm	C mm	Blades	Profile no.
16.194.01	**16.185.01** New	GX: Seal + grain	104211-42070 104211-42071	100			9.5	-	39.6	18.94	6	4
16.194.31	-	GT: seal + cap; N: oil-resistant nitrile rubber	104211-42070	200		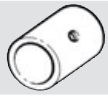	9.5	-	39.6	18.94	6	4
16.194.05	**16.185.05** New	GT: gasket + cap	129470-42530 129470-42532 129670-42531 127610-42270	107			14.29 / 16	14.29 / 16	57	31.6	12	26
16.194.23	**16.185.23** New	-	119773-42600-1	124			14.29 / 16	-	57	48.2	12	26
16.194.45	-	-	119593-42200 119593-42202	161			22.5 / 25.4	-	95	63.1	12	15
16.194.09	**16.185.09** New	CGT: key + gasket + cap	145410-46090 124310-46090	108			15.93 / 16	-	57	31.6	12	26
16.194.13	**16.185.13** New	-	124223-42091 124223-42092 128296-42070 128620-42200	129			12.75	12.75	50.8	22.1	6	7
16.194.14	**16.185.14** New	GT: gasket + cap	128170-02070	120			15.9	15.9	65.2	41.3	12	21
16.194.39	-	GT: seal + cap; N: oil-resistant nitrile rubber	124310-46090	208			15.9	-	57	31.6	12	26
16.194.16	**16.185.16** New	-	128176-42071	113			8	-	31.3	11.9	6	1
16.194.22	-	-	128170-42070	130			8	-	31.75	12	6	3
16.194.62	-	G: gasket	119574-42550/52	162			22.5 / 25.4	-	65.8	80	12	21
16.193.73	**16.186.73** New	GX: gasket + grain; N: oil-resistant nitrile rubber	(pour Water Puppy)	238			7.31 / 8.07	-	51.3	22	6	8
16.194.75	-	GX: Seal + grain	128620-42201	192			20	-	94.5	101.5	12	15
16.194.03	**16.185.03** New	GX: Seal + grain	128990-42200	101			12.17	12.17	50.8	22.1	6	7
16.194.48	**16.185.48** New	G: gasket	128620-42200	165			15.95	-	62.2	22.4	12	22
16.194.80	-	G: gasket	14867-42830	163			22.5 / 25.4	-	95	95	12	15
16.194.32	-	N: nitrile rubber oil-resistant	1414-0003	230			8	-	31.75	12	6	1
16.194.06	**16.185.06** New	GT: gasket + cap	127610-42200 120650-42310	106			14.29 / 16	-	65	50.2	8	11
16.194.26	**16.185.26** New	T: cap	127610-42200	114			14.29 / 16	-	65	50.1	10	20

Inboard pumps ANCOR

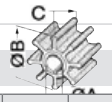

Code		Accessories	Original reference	Ref. CEF	Picture	Insert	Ø A (internal/ external) mm	Ø A mm	Ø B mm	C mm	Bla-des	Profile no.
Impeller CEF	Impeller OSCULATI											
16.194.00	**16.185.00** New	-	2745	110			7.31 / 8	-	50.8	22.1	6	7
16.194.16	**16.185.16** New	-	50013	113			8	-	31.3	11.9	6	1
16.194.01	**16.185.01** New	GX: Seal + grain	50010	100			9.5	-	39.6	18.94	6	4
16.194.02	**16.185.02** New	GX: Seal + grain	50021	121			12	12	39.6	19.2	6	4
16.194.31	-	GX: gasket + grain; N: oil-resistant nitrile rubber	50010	200			9.5	-	39.6	18.94	6	4
16.194.05	**16.185.05** New	GT: gasket + cap	50007	107			14.29 / 16	14.29 / 16	57	31.6	12	26
16.194.25	-	T: cap	5022	104			14.29 / 16	-	57	50.2	12	26
16.194.34	-	GT: seal + cap; N: oil-resistant nitrile rubber	50005; 50405	205			22.5 / 25.4	-	96	63.1	9	13
16.194.35	-	GT: seal + cap; N: oil-resistant nitrile rubber	50407	207			14.29 / 16	-	57	31.6	12	26
16.194.36	-	T: cap; N: oil-resistant nitrile rubber	50009	214			14.29 / 16	-	65	50.1	10	20
16.194.40	-	T: cap	50015	115T			22.5 / 25.4	-	95	88.5	9	13
16.194.13	**16.185.13** New	-	50016	129			12.75	12.75	50.8	22.1	6	7
16.194.14	**16.185.14** New	GT: gasket + cap	50020	120			15.9	15.9	65.2	41.3	12	21
16.194.17	-	GT: gasket + cap	50003	103			15.9	15.9	62	31.7	12	22
16.194.24	**16.185.24** New	T: cap	50035	135T			22.5 / 25.4	-	95	63.1	12	15
16.194.26	**16.185.26** New	T: cap	50009	114			14.29 / 16	-	65	50.1	10	20
16.194.07	-	GT: gasket + cap	50005	105			22.5 / 25.4	-	96	63.1	9	13
16.194.08	-	GT: gasket + cap	50045	145			22.5 / 25.4	-	95	88.5	12	15

Accessories: G: gasket. GT: gasket + cap. GX: gasket + nut. X: nut. CGT: key + gasket + cap. N: oil-resistant nitrile rubber. T: cap.

OBERDORFER inboard pumps

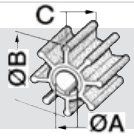

Code		Accessories	Original reference	Ref. CEF	Picture	Insert	Ø A (internal/ external) mm	Ø A mm	Ø B mm	C mm	Bla-des	Profile no.
Impeller CEF	Impeller OSCULATI											
16.194.10	-	T: cap	6603	102			15.9 / 16	-	65	50.2	8	11
16.194.14	**16.185.14** New	GT: gasket + cap	8922	120			15.9	15.9	65.2	41.3	12	21
16.194.16	**16.185.16** New	-	24880178	113			8	-	31.3	11.9	6	1
16.194.38	**16.185.38** New	-	6617	138			7.31 / 8	-	51.3	22	6	8
16.194.36	-	T: cap; N: oil-resistant nitrile rubber	7441	214			14.29 / 16	-	65	50.1	10	20
16.194.00	**16.185.00** New	-	6617	110			7.31 / 8	-	50.8	22.1	6	7
16.194.09	**16.185.09** New	CGT: key + gasket + cap	B6620	108			15.93 / 16	-	57	31.6	12	26
16.194.06	**16.185.06** New	GT: gasket + cap	7441	106			14.29 / 16	-	65	50.2	8	11
16.194.24	**16.185.24** New	T: cap	7054; J050035	135T			22.5 / 25.4	-	95	63.1	12	15
16.194.26	**16.185.26** New	T: cap	7441	114			14.29 / 16	-	65	50.1	10	20
16.194.37	**16.185.37** New	GT: gasket + cap	C7441	206			14.29 / 16	-	65	50.2	8	11
16.194.07	-	GT: gasket + cap	C7054	105			22.5 / 25.4	-	96	63.1	9	13

Accessories: G: gasket. GT: gasket + cap. GX: gasket + nut. X: nut. CGT: key + gasket + cap. N: oil-resistant nitrile rubber. T: cap.

Kohler generators

Code		Accessories	Original reference	Ref. CEF	Picture	Insert	Ø A (internal/ external) mm	Ø A mm	Ø B mm	C mm	Blades	Profile no.
Impeller CEF	Impeller OSCULATI											
16.194.48	**16.185.48** New	G: gasket	229826	165			15.95	15.95	62.2	22.4	12	22
16.194.13	**16.185.13** New	-	250872 229955	129			12.75	12.75	50.8	22.1	6	7
16.194.55	**16.185.55** New	-	359978	190			12.2	12.2	19	40	6	4
16.194.06	-	-	-	106			14.29 / 16	-	65	50.2	8	11

Accessories: G: gasket.Accessories: G: gasket; GT: gasket + cap; GX: gasket + grain; X: grain; CGT: key + gasket + cap; N: oil-resistant nitrile rubber; T: cap.

ONAN generators

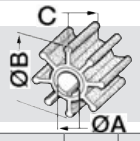

Code		Accessories	Original reference	Ref. CEF	Picture	Insert	Ø A (internal/ external) mm	Ø A mm	Ø B mm	C mm	Blades	Profile no.
Impeller CEF	Impeller OSCULATI											
16.194.01	**16.185.01** New	GX: Seal + grain	132-0859	100			9.5	-	39.6	18.94	6	4
16.194.02	**16.185.02** New	GX: Seal + grain	132-0310; OE132-0311	121			12	12	39.6	19.2	6	4
16.194.31	-	GX: gasket + grain; N: oil-resistant nitrile rubber	132-0859	200			9.5	-	39.6	18.94	6	4
16.194.05	**16.185.05** New	GT: gasket + cap	132-0162; 08-21-1201	107			14.29 / 16	14.29 / 16	57	31.6	12	26
16.194.17	-	GT: gasket + cap	132-0117 / 132-0317	103			15.9	15.9	62	31.7	12	22
16.194.55	**16.185.55** New	-	OE132-0395; OE132-0407; OE132-0415; OE132-0430; OE132-0493	190			12.2	12.2	19	40	6	4
16.194.14	**16.185.14** New	GT: gasket + cap	132-0349	120			15.9	15.9	65.2	41.3	12	21
16.194.66	-	G: gasket	132-0358	166			12.8	12.8	56.6	19.8	12	-
16.194.06	**16.185.06** New	GT: gasket + cap	132-0436	106			14.29 / 16	-	65	50.2	8	11
16.194.24	**16.185.24** New	T: cap	500135	135T			22.5 / 25.4	-	95	63.1	12	15

Accessories: G: gasket. GT: gasket + cap. GX: gasket + nut. X: nut. CGT: key + gasket + cap. N: oil-resistant nitrile rubber. T: cap.

DETROIT Engines

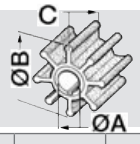

Code		Accessories	Original reference	Ref. CEF	Picture	Insert	Ø A (internal/ external) mm	Ø B mm	C mm	Blades	Profile no.
Impeller CEF	Impeller OSCULATI										
16.194.06	**16.185.06** New	GT: gasket + cap	5193602	106			14.29 / 16	65	50.2	8	11
16.194.24	**16.185.24** New	T: cap	8924838	135T			22.5 / 25.4	95	63.1	12	15
16.194.07	-	GT: gasket + cap	5193553	105			22.5 / 25.4	96	63.1	9	13
16.194.08	-	GT: gasket + cap	5196168	145			22.5 / 25.4	95	88.5	12	15

Accessories: G: gasket. GT: gasket + cap. GX: gasket + nut. X: nut. CGT: key + gasket + cap. N: oil-resistant nitrile rubber. T: cap.

CATERPILLAR inboard engines

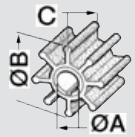

Code		Accessories	Original reference	Ref. CEF	Picture	Insert	Ø A (internal/ external) mm	Ø A mm	Ø B mm	C mm	Blades	Profile no.
Impeller CEF	Impeller OSCULATI											
16.194.05	**16.185.05** New	-	-	107			14.29 / 16	14.29 / 16	57	31.6	12	26
16.194.06	**16.185.06** New	GT: gasket + cap	263-7536	106			14.29 / 16	-	65	50.2	8	11
16.194.24	**16.185.24** New	T: cap	5N9360;5L6042; 1W9046	135T			22.5 / 25.4	-	95	63.1	12	15
16.194.26	**16.185.26** New	T: cap	7C-3286	114			14.29 / 16	-	65	50.1	10	20
16.194.37	**16.185.37** New	GT: seal + cap; N: oil-resistant nitrile rubber	3N1906	206			14.29 / 16	-	65	50.2	8	11
16.194.07	-	GT: gasket + cap	1L4774	105			22.5 / 25.4	-	96	63.1	9	13
16.194.08	-	GT: gasket + cap	4L8470	145			22.5 / 25.4	-	95	88.5	12	15
16.194.52	-	-	3N4859	152		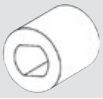	20.2	-	95	88.5	12	15
16.194.57	-	-	3N5895	177.GT			14.29 / 16	-	65.2	75.65	8	11
16.194.15	-	-	1W5664; OE7E0321	164			20.1	-	84	73.5	12	24
16.194.61	-	GX: Seal + grain	1539123	179			20.7	-	114.3	109.5	10	18

Accessories: G: gasket. GT: gasket + cap. GX: gasket + nut. X: nut. CGT: key + gasket + cap. N: oil-resistant nitrile rubber. T: cap.

Inboard pumps JOHNSON PUMP

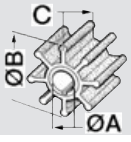

Code		Accessories	Original reference	Ref. CEF	Picture	Insert	Ø A (internal/ external) mm	Ø A mm	Ø B mm	C mm	Bla-des	Profile no.
Impeller CEF	Impeller OSCULATI											
16.194.14	**16.185.14** New	GT: gasket + cap	09-702B	120			15.9	15.9	65.2	41.3	12	21
16.194.64	-	GX: Seal + grain	09-705BT-1	182			20.7	-	94.5	101.5	12	15

Accessories: G: gasket. GT: gasket + cap. GX: gasket + nut. X: nut. CGT: key + gasket + cap. N: oil-resistant nitrile rubber. T: cap.

WESTERBEKE generators

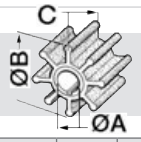

Code		Accessories	Original reference	Ref. CEF	Picture	Insert	Ø A (internal/ external) mm	Ø A mm	Ø B mm	C mm	Blades	Profile no.
Impeller CEF	Impeller OSCULATI											
16.194.66	-	G: gasket	33100; 11764; 33112	166			12.8	12.8	56.6	19.8	12	-
16.194.02	16.185.02 New	GX: Seal + grain	46622; 32620	121			12	12	39.6	19.2	6	4
16.194.48	16.185.48 New	G: gasket	302875	165			15.95	15.95	62.2	22.4	12	22
16.194.17	-	GT: gasket + cap	33104; 11907; 11418	103			15.9	15.9	62	31.7	12	22
16.194.03	16.185.03 New	GX: Seal + grain	34440	101			12.17	12.17	50.8	22.1	6	7
16.194.05	16.185.05 New	GT: gasket + cap	302571	107			14.29 / 16	14.29 / 16	57	31.6	12	26
16.194.14	16.185.14 New	GT: gasket + cap	33779	120			15.9	15.9	65.2	41.3	12	21

Accessories: G: gasket. GT: gasket + cap. GX: gasket + nut. X: nut. CGT: key + gasket + cap. N: oil-resistant nitrile rubber. T: cap.

YAMAHA / SOLE inboard engines

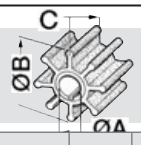

Code		Accessories	Original reference	Ref. CEF	Picture	Insert	Ø A (internal/ external) mm	Ø A mm	Ø B mm	C mm	Blades	Profile no.
Impeller CEF	Impeller OSCULATI											
16.194.05	16.185.05 New	GT: gasket + cap	351.11.008	107			14.29 / 16	14.29 / 16	57	31.6	12	26
16.194.14	16.185.14 New	GT: gasket + cap	6TA-12457-00	120			15.9	15.9	65.2	41.3	12	21
16.194.17	-	GT: gasket + cap	YSC-101-03-01-OC	103			15.9	15.9	62	31.7	12	22
16.194.20	16.185.20 New	X: Grain	Mini 11-17-23-26-34-48; 31211008	123			12	-	52	25	6	7
16.194.21	-	X: Grain	11-16-25-31-45 hp; 32111008	131			10	-	39.6	19.2	6	4
16.194.23	-	-	-	124			14.29 / 16	-	57	48.2	12	26
16.194.06	16.185.06 New	GT: gasket + cap	347.11.008	106			14.29 / 16	-	65	50.2	8	11
16.194.37	16.185.37 New	GT: seal + cap; N: oil-resistant nitrile rubber	347.11.008	206			14.29 / 16	-	65	50.2	8	11

Accessories: G: gasket. GT: gasket + cap. GX: gasket + nut. X: nut. CGT: key + gasket + cap. N: oil-resistant nitrile rubber. T: cap.

PERKINS inboard engines

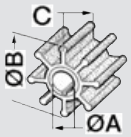

Code		Accessories	Original reference	Ref. CEF	Picture	Insert	Ø A (internal/ external) mm	Ø A mm	Ø B mm	C mm	Bla-des	Profile no.
Impeller CEF	Impeller OSCULATI											
16.194.01	16.185.01 New	GX: Seal + grain	24880272	100			9.5	-	39.6	18.94	6	4
16.194.04	16.185.04 New	GX: Seal + grain	24880194	116			12.66	-	50.8	22.1	6	7
16.194.31	-	GX: gasket + grain; N: oil-resistant nitrile rubber	24990272	200			9.5	-	39.6	18.94	6	4
16.194.33	-	GX: gasket + grain; N: oil-resistant nitrile rubber	24880194	216			12.66	-	50.8	22.1	6	7
16.194.05	16.185.05 New	GT: gasket + cap	0460038 / 24880190	107			14.29 / 16	14.29 / 16	57	31.6	12	26
16.194.62	-	G: gasket	119574-42550	162			22.5 / 25.4	-	65.8	80	12	21
16.194.14	16.185.14 New	GT: gasket + cap	NA900012	120			15.9	15.9	65.2	41.3	12	21
16.194.17	-	GT: gasket + cap	NA9000107 / 24880178	103			15.9	15.9	62	31.7	12	22
16.194.44	-	GX: Seal + grain	24880194	156			12.7	-	51.8	22	10	9
16.194.06	16.185.06 New	GT: gasket + cap	24880031	106			14.29 / 16	-	65	50.2	8	11
16.194.24	16.185.24 New	T: cap	7054	135T			22.5 / 25.4	-	95	63.1	12	15
16.194.26	16.185.26 New	T: cap	04600247 / 24880031 / 460024	114			14.29 / 16	-	65	50.1	10	20
16.194.37	16.185.37 New	GT: seal + cap; N: oil-resistant nitrile rubber	24880031	206			14.29 / 16	-	65	50.2	8	11
16.194.07	-	GT: gasket + cap	460027	105		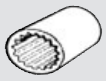	22.5 / 25.4	-	96	63.1	9	13
16.194.08	-	GT: gasket + cap	460027	145			22.5 / 25.4	-	95	88.5	12	15

Accessories: G: gasket. GT: gasket + cap. GX: gasket + nut. X: nut. CGT: key + gasket + cap. N: oil-resistant nitrile rubber. T: cap.

RENAULT inboard engines

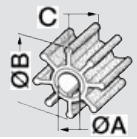

Code		Accessories	Original reference	Ref. CEF	Picture	Insert	Ø A (internal/ external) mm	Ø B mm	C mm	Blades	Profile no.
Impeller CEF	Impeller OSCULATI										
16.194.01	**16.185.01** New	GX: Seal + grain	RC16D	100			9.5	39.6	18.94	6	4
16.194.10	-	T: cap	48300008	102			15.9 / 16	65	50.2	8	11
16.194.11	-	-	all Renault 20/80HP 48300037; 48300055	127			10	50.8	22.1	6	7
16.194.12	-	-	4830006/07	128			17	66	32	8	11
16.194.31	-	GX: gasket + grain; N: oil-resistant nitrile rubber	RC16D	200			9.5	39.6	18.94	6	4
16.194.06	**16.185.06** New	GT: gasket + cap	RC320D	106			14.29 / 16	65	50.2	8	11
16.194.37	**16.185.37** New	GT: seal + cap; N: oil-resistant nitrile rubber	RC320D	206			14.29 / 16	65	50.2	8	11
16.194.07	-	GT: gasket + cap	RC210D	105			22.5 / 25.4	96	63.1	9	13

Accessories: G: gasket. GT: gasket + cap. GX: gasket + nut. X: nut. CGT: key + gasket + cap. N: oil-resistant nitrile rubber. T: cap.

LOMBARDINI Engines

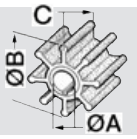

Code		Accessories	Original reference	Ref. CEF	Picture	Insert	Ø A (internal/ external) mm	Ø A mm	Ø B mm	C mm	Bla-des	Profile no.
Impeller CEF	Impeller OSCULATI											
16.194.01	**16.185.01** New	GX: Seal + grain	875807	100			9.5	-	39.6	18.94	6	4
16.194.02	**16.185.02** New	GX: Seal + grain	42001940	121			12	12	39.6	19.2	6	4
16.194.03	**16.185.03** New	GX: Seal + grain	42001960	101			12.17	12.17	50.8	22.1	6	7
16.194.04	**16.185.04** New	GX: Seal + grain	42001930	116			12.66	-	50.8	22.1	6	7
16.194.43	**16.185.43** New	X: Grain	42002040	146			12.17	-	51.8	22	10	9
16.194.06	**16.185.06** New	GT: gasket + cap	42002060	106			14.29 / 16	-	65	50.2	8	11

Accessories: G: gasket. GT: gasket + cap. GX: gasket + nut. X: nut. CGT: key + gasket + cap. N: oil-resistant nitrile rubber. T: cap.

VETUS inboard engines

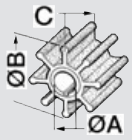

Code Impeller CEF	Impeller OSCULATI	Accessories	Original reference	Ref. CEF	Picture	Insert	Ø A (internal/ external) mm	Ø A mm	Ø B mm	C mm	Blades	Profile no.
16.194.01	16.185.01 New	GX: Seal + grain	501	100			9.5	-	39.6	18.94	6	4
16.194.02	16.185.02 New	GX: Seal + grain	601	121			12	12	39.6	19.2	6	4
16.194.03	16.185.03 New	GX: Seal + grain	801	101			12.17	12.17	50.8	22.1	6	7
16.194.04	16.185.04 New	GX: Seal + grain	101	116		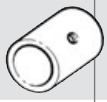	12.66	-	50.8	22.1	6	7
16.194.31	-	GX: gasket + grain; N: oil-resistant nitrile rubber	501	200			9.5	-	39.6	18.94	6	4
16.194.43	16.185.43 New	X: Grain	701	146		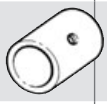	12.17	-	51.8	22	10	9
16.194.05	16.185.05 New	GT: gasket + cap	201	107			14.29 / 16	14.29 / 16	57	31.6	12	26
16.194.34	-	GT: seal + cap; N: oil-resistant nitrile rubber	901	205			22.5 / 25.4	-	96	63.1	9	13
16.194.36	-	T: cap; N: oil-resistant nitrile rubber	301	214			14.29 / 16	-	65	50.1	10	20
16.194.13	16.185.13 New	-	101	129			12.75	12.75	50.8	22.1	6	7
16.193.73	16.186.73 New	N: nitrile rubber oil-resistant	50011	238			7.31 / 8.07	-	51.3	22	6	8
16.194.41	-	-	401	232			8	-	44.6	13	6	5
16.194.06	16.185.06 New	GT: gasket + cap	301	106			14.29 / 16	-	65	50.2	8	11
16.194.26	16.185.26 New	T: cap	301	114			14.29 / 16	-	65	50.1	10	20
16.194.07	-	GT: gasket + cap	901	105			22.5 / 25.4	-	96	63.1	9	13
16.194.08	-	GT: gasket + cap	801	145			22.5 / 25.4	-	95	88.5	12	15

Accessories: G: gasket. GT: gasket + cap. GX: gasket + nut. X: nut. CGT: key + gasket + cap. N: oil-resistant nitrile rubber. T: cap.

NANNI diesel engines

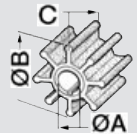

Code		Accessories	Original reference	Ref. CEF	Picture	Insert	Ø A (internal/ external) mm	Ø A mm	Ø B mm	C mm	Bla-des	Profile no.
Impeller CEF	Impeller OSCULATI											
16.194.01	**16.185.01** New	GX: Seal + grain	908200300	100			9.5	-	39.6	18.94	6	4
16.194.02	**16.185.02** New	GX: Seal + grain	FK2,40E/ HE,2,60H, KLA,L30,3.90; OE970434013	121			12	12	39.6	19.2	6	4
16.194.43	**16.185.43** New	X: Grain	FK3, 2345H2, 2.50HE, 2.60HE, 3.75HE, 3.90H/HE, 4.110.H, 4.410.M	146			12.17	-	51.8	22	10	9
16.194.05	**16.185.05** New	GT: gasket + cap	3.100HE, 3.110HE, 4.110HE, 4.150HE, 4.180, 4.190HE, 4.200HE, MB180,220,330; 970604530	107			14.29 / 16	14.29 / 16	57	31.6	12	26
16.194.11	-	-	48300250	127			10	-	50.8	22.1	6	7
16.194.12	-	-	48300251	128			17	-	66	32	8	11
16.194.06	**16.185.06** New	GT: gasket + cap	4.230. 4.240. 4.380. 5.300. 970312423	106			14.29 / 16	-	65	50.2	8	11
16.194.24	**16.185.24** New	T: cap	1300. 1600	135T			22.5 / 25.4	-	95	63.1	12	15
16.194.26	**16.185.26** New	T: cap	4.220HE, 4330TDi, 4.440E, 5.280HE, 5.250TDi, 5.300/T, 6.280HE, 6.570T, 6.660E/LE, 970544310	114			14.29 / 16	-	65	50.1	10	20

Accessories: G: gasket. GT: gasket + cap. GX: gasket + nut. X: nut. CGT: key + gasket + cap. N: oil-resistant nitrile rubber. T: cap.

SOLE' / DIESEL engines

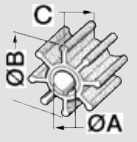

Code		Accessories	Original reference	Ref. CEF	Picture	Insert	Ø A (internal/ external) mm	Ø B mm	C mm	Blades	Profile no.
Impeller CEF	Impeller OSCULATI										
16.194.45	-	-	39411008	161			22.5 / 25.4	95	63.1	12	15
16.194.26	**16.185.26** New	T: cap	34711008	114			14.29 / 16	65	50.1	10	20

Accessories: G: gasket. GT: gasket + cap. GX: gasket + nut. X: nut. CGT: key + gasket + cap. N: oil-resistant nitrile rubber. T: cap.

DJ PUMP Inboard Pumps

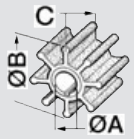

Code		Accessories	Original reference	Ref. CEF	Picture	Insert	Ø A (internal/ external) mm	Ø A mm	Ø B mm	C mm	Blades	Profile no.
Impeller CEF	Impeller OSCULATI											
16.194.01	**16.185.01** New	GX: Seal + grain	08-41-0601	100			9.5	-	39.6	18.94	6	4
16.194.02	**16.185.02** New	GX: Seal + grain	08-31-0601	121			12	12	39.6	19.2	6	4
16.194.03	**16.185.03** New	GX: Seal + grain	08-39-0601	101			12.17	12.17	50.8	22.1	6	7
16.194.04	**16.185.04** New	GX: Seal + grain	09-108-0601	116			12.66	-	50.8	22.1	6	7
16.194.05	**16.185.05** New	GT: gasket + cap	08-21-1201	107			14.29 / 16	14.29 / 16	57	31.6	12	26
16.194.09	**16.185.09** New	CGT: key + gasket + cap	08-22-1201	108			15.93 / 16	-	57	31.6	12	26
16.194.10	-	T: cap	08-46-0801	102			15.9 / 16	-	65	50.2	8	11
16.194.13	**16.185.13** New	-	08-37-0601	129			12.75	12.75	50.8	22.1	6	7
16.194.14	**16.185.14** New	GT: gasket + cap	08-20-1201	120			15.9	15.9	65.2	41.3	12	21
16.194.17	-	GT: gasket + cap	08-38-1201	103			15.9	15.9	62	31.7	12	22
16.194.23	**16.185.23** New	-	09-105-1201	124			14.29 / 16	-	57	48.2	12	26
16.194.29	-	T: cap	09-201-1003	109			16.85 / 19	-	66.5	50.6	8	20
16.194.40	-	T: cap	086-0901	115T			22.5 / 25.4	-	95	88.5	9	13
16.194.45	-	-	09-42-1001	161			22.5 / 25.4	-	95	63.1	12	15
16.194.48	**16.185.48** New	G: gasket	09-106-1201	165			15.95	-	62.2	22.4	12	22

Accessories: G: gasket. GT: gasket + cap. GX: gasket + nut. X: nut. CGT: key + gasket + cap. N: oil-resistant nitrile rubber. T: cap.

Code		Accesso-ries	Original reference	Ref. CEF	Picture	Insert	Ø A (internal/ external) mm	Ø A mm	Ø B mm	C mm	Blades	Profile no.
Impeller CEF	Impeller OSCULATI											
16.194.55	**16.185.55** New	G: gasket	09-107-0601	190			12.2	12.2	19	40	6	4
16.194.60	-	T: cap	08-30-1201	186			22.5 / 25.4	-	96.5	130	12	15
16.194.62	-	G: gasket	09-44-1201	162			22.5 / 25.4	-	65.8	80	12	21
16.194.64	-	GX: Seal + grain	08-33-1201	182			20.7	-	94.5	101.5	12	15
16.194.66	-	G: gasket	08-32-1201	166			12.8	12.8	56.6	19.8	12	-
16.194.77	-	-	08-14-1001	144			22.5 / 25.4	-	117.6	88.5	9	28
16.194.78	-	G: gasket	08-15-1001	153		-	20.2	-	117.6	88.5	9	28
16.194.80	-	G: gasket	09-45-1201	163			22.5 / 25.4	-	95	95	12	15
16.194.06	**16.185.06** New	GT: gasket + cap	001-0801	106			14.29 / 16	-	65	50.2	8	11
16.194.24	**16.185.24** New	T: cap	003-1201	135T			22.5 / 25.4	-	95	63.1	12	15
16.194.37	**16.185.37** New	GT: gasket + cap	001-0801N	206			14.29 / 16	-	65	50.2	8	11
16.194.07	-	GT: gasket + cap	003-0901	105			22.5 / 25.4	-	96	63.1	9	13
16.194.08	-	GT: gasket + cap	086-1201	145			22.5 / 25.4	-	95	88.5	12	15
16.194.52	-	-	088-1201	152		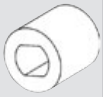	20.2	-	95	88.5	12	15
16.194.61	-	GX: Seal + grain	09-49-1001T	179			20.7	-	114.3	109.5	10	18

Accessories: G: gasket. GT: gasket + cap. GX: gasket + nut. X: nut. CGT: key + gasket + cap. N: oil-resistant nitrile rubber. T: cap.

CUMMINS Engines

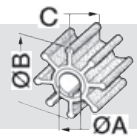

Code		Accessories	Original reference	Ref. CEF	Picture	Insert	Ø A (internal/ external) mm	Ø A mm	Ø B mm	C mm	Bla-des	Profile no.
Impeller CEF	Impeller OSCULATI											
16.194.55	16.185.55 New	G: gasket	132-0415	190			12.2	12.2	19	40	6	4
16.194.63	-	G: gasket	3974456	181			16.1	-	84	73	12	24
16.194.64	-	GX: Seal + grain	4933743	182			20.7	-	94.5	101.5	12	15
16.194.06	16.185.06 New	GT: gasket + cap	650607	106			14.29 / 16	-	65	50.2	8	11
16.194.26	16.185.26 New	T: cap	879194186	114			14.29 / 16	-	65	50.1	10	20
16.194.07	-	GT: gasket + cap	10556540	105			22.5 / 25.4	-	96	63.1	9	13
16.194.08	-	GT: gasket + cap	8503	145			22.5 / 25.4	-	95	88.5	12	15
16.194.52	-	-	217308	152			20.2	-	95	88.5	12	15

Accessories: G: gasket. GT: gasket + cap. GX: gasket + nut. X: nut. CGT: key + gasket + cap. N: oil-resistant nitrile rubber. T: cap.

JMP inboard pumps

Code		Accessories	Original reference	Ref. CEF	Picture	Insert	Ø A (internal/ external) mm	Ø A mm	Ø B mm	C mm	Bla-des	Profile no.
Impeller CEF	Impeller OSCULATI											
16.194.01	16.185.01 New	GX: Seal + grain	7001-01	100			9.5	-	39.6	18.94	6	4
16.194.02	16.185.02 New	GX: Seal + grain	7000-01	121			12	12	39.6	19.2	6	4
16.194.03	16.185.03 New	GX: Seal + grain	7050-01	101			12.17	12.17	50.8	22.1	6	7
16.194.04	16.185.04 New	GX: Seal + grain	7051-01	116			12.66	-	50.8	22.1	6	7
16.194.05	16.185.05 New	GT: gasket + cap	7100-01	107			14.29 / 16	14.29 / 16	57	31.6	12	26
16.194.10	-	T: cap	7410-01	102			15.9 / 16	-	65	50.2	8	11
16.194.13	16.185.1 New	-	7052-01	129			12.75	12.75	50.8	22.1	6	7

Code		Accessories	Original reference	Ref. CEF	Picture	Insert	Ø A (internal/ external) mm	Ø A mm	Ø B mm	C mm	Blades	Profile no.
16.194.14	**16.185.14** New	GT: gasket + cap	7300-01	120			15.9	15.9	65.2	41.3	12	21
16.194.22	-	-	6000-01	130			8	-	31.75	12	6	3
16.194.38	**16.185.38** New	-	7053-01	138			7.31 / 8	-	51.3	22	6	8
16.194.40	-	T: cap	8200-01	115T			22.5 / 25.4	-	95	88.5	9	13
16.194.43	**16.185.43** New	X: Grain	7070-01	146			12.17	-	51.8	22	10	9
16.194.44	-	GX: Seal + grain	7071-01	156		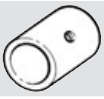	12.7	-	51.8	22	10	9
16.194.45	-	-	7420-01	161			22.5 / 25.4	-	95	63.1	12	15
16.194.48	**16.185.48** New	G: gasket	7172-01	165			15.95	-	62.2	22.4	12	22
16.194.55	**16.185.55** New	G: gasket	7013-01	190			12.2	12.2	19	40	6	4
16.194.66	-	G: gasket	7110-01	166			12.8	12.8	56.6	19.8	12	-
16.194.77	-	-	9001-01	144			22.5 / 25.4	-	117.6	88.5	9	28
16.194.80	-	G: gasket	8326-01	163			22.5 / 25.4	-	95	95	12	15
16.194.06	**16.185.06** New	GT: gasket + cap	7400-01	106			14.29 / 16	-	65	50.2	8	11
16.194.24	**16.185.24** New	T: cap	8100-01	135T			22.5 / 25.4	-	95	63.1	12	15
16.194.26	**16.185.26** New	T: cap	7400-01	114			14.29 / 16	-	65	50.1	10	20
16.194.07	-	GT: gasket + cap	8000-01	105			22.5 / 25.4	-	96	63.1	9	13
16.194.08	-	GT: gasket + cap	8301-01	145			22.5 / 25.4	-	95	88.5	12	15
16.194.52	-	-	8300-01	152		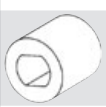	20.2	-	95	88.5	12	15
16.194.57	-	GT: gasket + cap	7446-01	177.GT			14.29 / 16	-	65.2	75.65	8	11

KAISHYAMA Engines

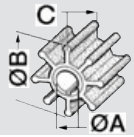

Code		Accesso-ries	Original reference	Ref. CEF	Picture	Insert	Ø A (internal/ external) mm	Ø A mm	Ø B mm	C mm	Blades	Profile no.
Impeller CEF	Impeller OSCULATI											
16.194.05	**16.185.05** New	GT: gasket + cap	SP-30	107			14.29 / 16	14.29 / 16	57	31.6	12	26
16.194.04	**16.185.04** New	GX: Seal + grain	3KL	116		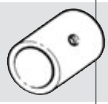	12.66	-	50.8	22.1	6	7
16.194.13	**16.185.13** New	-	2QM	129			12.75	12.75	50.8	22.1	6	7
16.194.29	-	T: cap	AH-70	109			16.85 / 19	-	66.5	50.6	8	20
16.194.80	-	G: gasket	SP-300	163			22.5 / 25.4	-	95	95	12	15
16.194.84	-	CG: key + gasket	SP-30K	170			16	-	57	31.6	12	26
16.194.01	**16.185.01** New	GX: Seal + grain	YS12	100			9.5	-	39.6	18.94	6	4
16.194.14	**16.185.14** New	GT: gasket + cap	SP-60	120			15.9	15.9	65.2	41.3	12	21
16.194.40	-	T: cap	SP-280	115T			22.5 / 25.4	-	95	88.5	9	13
16.194.45	-	-	SP-130	161			22.5 / 25.4	-	95	63.1	12	15
16.194.06	**16.185.06** New	GT: gasket + cap	SP-70	106			14.29 / 16	-	65	50.2	8	11
16.194.26	**16.185.26** New	T: cap	SP-70	114			14.29 / 16	-	65	50.1	10	20
16.194.07	-	GT: gasket + cap	SP-200/220	105			22.5 / 25.4	-	96	63.1	9	13
16.194.08	-	GT: gasket + cap	SP-280	145			22.5 / 25.4	-	95	88.5	12	15
16.194.52	-	-	FT-A6	152		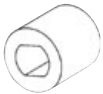	20.2	-	95	88.5	12	15

Accessories: G: gasket; GT: gasket + cap; GX: gasket + grain; X: grain; CGT: key + gasket + cap; CG: key + gasket; N: oil-resistant nitrile rubber; T: cap.

NIKKISO Motors

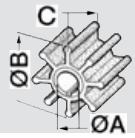

Code		Accessories	Original reference	Ref. CEF	Picture	Insert	Ø A (internal/external) mm	Ø A mm	Ø B mm	C mm	Bla-des	Profile no.
Impeller CEF	Impeller OSCULATI											
16.194.05	**16.185.05** New	GT: gasket + cap	F15CBC	107			14.29 / 16	14.29 / 16	57	31.6	12	26
16.194.06	**16.185.06** New	GT: gasket + cap	F20CBC	106			14.29 / 16	-	65	50.2	8	11
16.194.07	-	GT: gasket + cap	F40CBC	105			22.5 / 25.4	-	96	63.1	9	13

Accessories: G: gasket. GT: gasket + cap. GX: gasket + nut. X: nut. CGT: key + gasket + cap. N: oil-resistant nitrile rubber. T: cap.





Stainless steel impeller puller tool

Used to remove the neoprene rotor without damaging the pump housing.

Code	For pumps
16.191.01	for pumps up to Ø 1"
16.191.02	for pumps over to Ø 1"




1
2
3
4
5
6
7
8
9
10
11
12
13
14


15
16
18
17


19
20
22
21
25
23
24
26


27
28
29

Electric blowers

Bilge gas electric blower

CE certified in compliance with the EN ISO 8846. Fitted with bracket for rotation of the blower. Universal model for continuous or intermittent operation.

Code	Voltage	Flow rate m³/h	Current draw A	Inlet Ø mm	⟷ mm	OPTIONAL hose
16.104.15	12V	150	3	**76**	188x143x160	**16.104.35**
16.104.16 New	24V	150	3	76	188x143x160	**16.104.35**



Bilge gas electric blower, RINA type-approved model

OSCULATI

Watertight motor with separate fan. Supplied with drain grid and hose flange. Universal model for continuous or intermittent operation.

Code	Voltage	Flow rate m³/h	Current draw A	Inlet Ø mm	⟷ mm	OPTIONAL hose
16.104.20	12 V	260	3.5	**75**	195x173x190	**16.104.30; 16.104.35**
16.104.21	24 V	260	1.8	**75**	195x173x190	**16.104.30; 16.104.35**

SUPERFLOW axial electric blower

CE

Water-resistant blower made in compliance with the **ISO 8846** and **CE**-RoHS standards.
Ideal for efficient ventilation and cooling of cabins and **engine rooms**.

Code	V	Free air flow rate m³/min	Capacity in the system m³/million	Current draw A	Ø mouth mm	⟷ mm	OPTIONAL hose
16.172.01	12	3.8	2.5	3	79	131x128x95	**16.104.35**
16.172.02	12	6.7	4.0	4.04	102	131x154x121	**16.104.36**
16.172.03	24	6.7	4.0	2.5	102	131x154x121	**16.104.36**

◢ 16.172.02/03

◢ 16.172.01

Hyperflow axial electric blower

OSCULATI

CE

UK CA

Water-resistant product in compliance with ISO 8846 and CE - RoHs standards.
Recommended to aerate and cool down effectively both cabins and engine rooms.
Elevated air volume but with a low current draw.
Vertical or horizontal installation.

Code	V	Free air flow rate m³/min	Capacity in the system m³/million	Current draw A	Ø mouth mm	⟷ mm	OPTIONAL hose
16.175.01	12	7.6	5	6	102	204x152x135	**16.104.36**
16.175.02	24	7.6	5	3	102	204x152x135	**16.104.36**

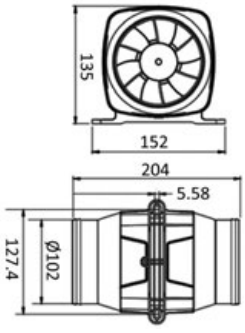

ATTWOOD Turbo axial electric blower

attwood

CE

Power being equal to traditional blowers, it has a 50% higher performance. Moreover it is the only water resistant blower designed on purpose for humid ambient conditions. Ideal for efficient ventilation and cooling of cabins and engine rooms. Very compact, it can be installed in confined spaces. CE certified.

Code	V	Free air flow rate m³/min	Capacity in the system m³/million	Current draw A	Ø A mm	⟷ mm	OPTIONAL hose
16.173.30	12	3.3	2.5	3.1	78	130x130x91	**16.104.35**
16.174.30	12	6	4	4.4	102	130x154x113	**16.104.36**
16.174.51	24	6	4	2.5	102	130x154x113	**16.104.36**

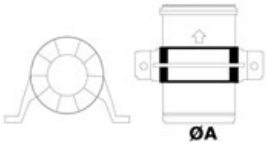

Metal-reinforced fiberglass and PVC hose for electric blowers

Heat-resistant up to 130°, **self-extinguishing**, very flexible, made on purpose for engine room ventilation.

Code	Piece m	Ø mm	For suction devices
16.104.35	10	80	**16.104.20; 16.104.21; 16.173.30; 16.104.15**
16.104.36	10	104	**16.174.30; 16.174.51**

Light propylene hose for electric blowers

Code	Piece m	For suction devices	External Ø mm
16.104.30	50	**16.104.20; 16.104.21**	80

Hose for large electric blowers

Made of grey polyolefin with PVC cover. Working temperature: -20° +90°. Bend radius: 0.6 x Ø.

Code	Piece m	Ø mm	For suction devices
16.104.45	10	110	**16.107.xx**
16.104.46	10	150	**16.106.xx; 16.107.xx**
16.104.47	10	180	**16.108.xx**

OSCULATI

Centrifugal electric blower for bulkhead mounting, RINA type-approved

IP44 watertight permanent magnet motor in compliance with ISO8846 standards. For continuous cooling in engine rooms. White ABS body.

Code	V	Capacity m3/h	A	Noise level dB	⟷ mm								
					A	B1	B	C	D	E	F	G	H
16.106.01	12	500	12	75	100	110	103	119	135	281	257	147	150
16.106.02	24	500	6	75	100	110	103	119	135	281	257	147	150
16.106.04	12	750	10	75	150	110	103	119	135	281	257	147	150
16.106.06	24	750	5	75	150	110	103	119	135	281	257	147	150
16.106.08	24	1000	9	80	150	110	103	119	155	281	257	147	150

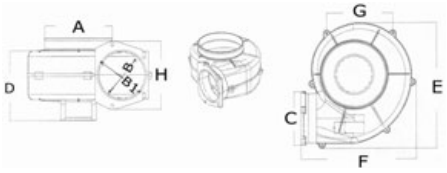

OSCULATI

Centrifugal electric blower with bracket, RINA type-approved

IP44 watertight permanent magnet motor in compliance with ISO8846 standards. For continuous cooling in engine rooms. White ABS body.

Code	V	Capacity m3/h	A	Noise level dBA	⟷ mm						
					A	B1	B	D	E	F	G
16.107.01	12	500	11.5	75	100	110	103	135	281	257	147
16.107.02	24	500	7	75	100	110	103	135	281	257	147
16.107.04	12	750	19	75	150	110	103	135	281	257	147
16.107.06	24	750	11	75	150	110	103	135	281	257	147
16.107.08	24	1000	16	80	150	110	103	155	281	257	147

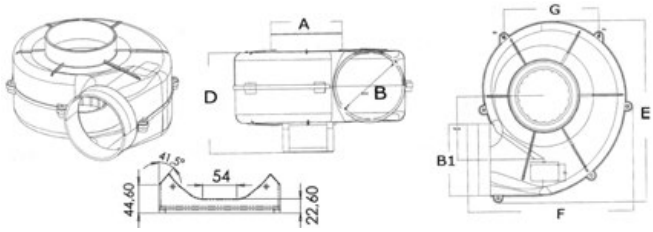

High-flow axial blower

Made of technopolymer, compact and very silent. In compliance with ISO8846 and 55014 standards.
Version A: for in-line mounting on tube. **Version B:** for bulkhead mounting.

Code	Version	Ø mm	V	Flow rate m^3/h	A	Static Pressure	Tube Ø mm	⟷ mm
16.108.01	A	220	12	750	5	30 mm H_2O	180	250
16.108.02	A	220	24	750	2.5	30 mm H_2O	180	250
16.108.11	B	220	12	750	5	30 mm H_2O	180	160
16.108.12	B	220	24	750	2.5	30 mm H_2O	180	160

Centrifugal electric blower

Stabilized steel blades. Fitted with **inlet/outlet** hose adaptor flange and inlet protection grid.

Code	V	Rotation	Power W	A max	RPM	Noise level dBA	Max capacity m³/min	Max pressure mm H2O	A mm	B mm	C mm	D mm	E mm	F mm	G mm	H mm	I mm	L mm	P mm	Q mm	N mm	O mm	kg
16.102.07	24	LD	120	6	2000	56	15	30	130	155	90	115	75	98	8	340	270	110	98	225	80	102	6
16.102.08	24	RD	120	6	2000	56	15	30	130	155	90	115	75	98	8	340	270	110	98	225	80	102	6
16.102.11	24	LD	300	16	2800	65	24	64	160	160	110	110	78	118	8	320	322	135	118	273	90	110	10
16.102.12	24	RD	300	16	2800	65	24	64	160	160	110	110	78	118	8	320	322	135	118	273	90	110	10
16.102.15	24	LD	550	28	2000	70	37	64	215	215	160	160	250	160	2 (n°8)	390	410	192	200	340	90	110	19
16.102.16	24	RD	550	28	2000	70	37	64	215	215	160	160	250	160	2 (n°8)	390	410	192	200	340	90	110	19

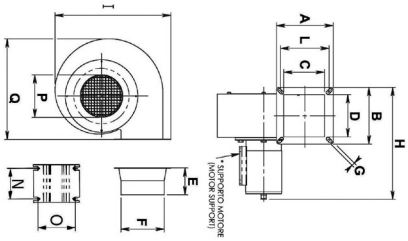

Helicoidal electric blower with stabilized polypropylene impeller

Type-tested in compliance with RINa standards on marine materials and equipment.
Nylon/glass impeller with operating temperatures -40 °C +100 °C.
Supplied as standard with single or double rotating side protection net (on both sides for maximum safety).

Code	V	Flow	Protection net	Power W	A max	RPM	Noise level dBA	Max capacity m³/min	Max pressure Pa	A mm	B mm	C mm	D mm	E mm	F mm	kg
16.103.03	24	A	Single	300	11	2500	65	30	225	250	260	285	310	200	330	8
16.103.04	24	P	Single	300	11	2500	65	30	225	250	260	285	310	200	330	8
16.103.11	24	A	Single	150	6	1400	62	56	160	350	360	400	425	215	330	11
16.103.12	24	P	Single	150	6	1400	62	56	160	350	360	400	425	215	330	11
16.103.07	24	**A+P**	**Double**	370	14	2000	68	60	240	305	315	348	378	200	330	10

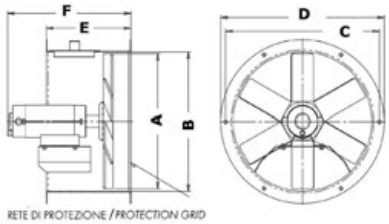

Hose connectors and water hook-ups

New Edge quick-coupling washdown hose connector

It connects the onboard fresh water system or to the washdown salt water pump and it keeps the line under pressure. The washing hose plugs in onto the inlet and automatically activates the pump. UV resistant **ASA** box, **chromed brass** device.

white	chromed	SS	⟷ mm	
			Ø Recess	Internal protrusion
16.441.18	**16.441.38**	**16.441.88**	69	50

17.224.01 *OPTIONAL 1/2" male elbow fitting to plug into rear inlet hose*

36.189.01; 36.189.03; 36.189.04 *OPTIONAL Front male plug-in fitting*

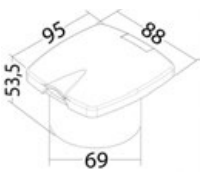

OSCULATI

Classic EVO quick-coupling washdown hose connector

It connects the onboard fresh water system or to the washdown salt water pump and it keeps the line under pressure. The washing hose plugs in onto the inlet and automatically activates the pump. UV resistant **ASA** box, **chromed brass** device.

white	chromed	SS	⟷ mm	
			Ø Recess	Internal protrusion
16.441.55	**16.441.75**	**16.441.95**	69	43

17.224.01 *OPTIONAL 1/2" male elbow fitting to plug into rear inlet hose*

36.189.01; 36.189.03; 36.189.04 *OPTIONAL Front male plug-in fitting*

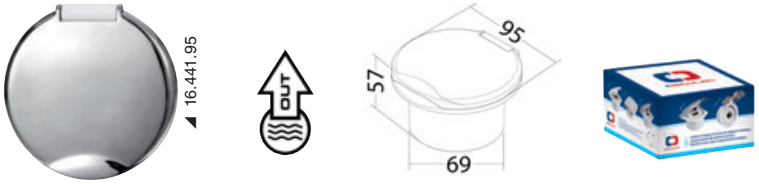

OSCULATI

Nuvola quick-coupling hose connector for deck washdown

STAINLESS LOOK

It connects to the onboard (fresh) water system or to the (salt water) washdown pump and keep the line under pressure. The washing tube snaps into the hose connector and automatically activates the pump. UV-resistant **ASA** housing with AISI316 stainless steel insert, **chromed brass** mechanism.

Code	⟷ mm	
	Recess hole	Internal projection
16.444.00	90x70	52.5

17.224.01 *OPTIONAL 1/2" male elbow fitting to plug into rear inlet hose*

36.189.01; 36.189.03; 36.189.04 *OPTIONAL Front male plug-in fitting*

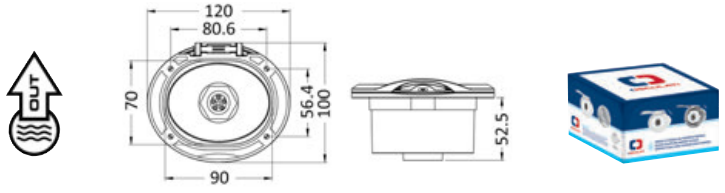

OSCULATI

Elissa quick fitting hose connector for deck washdown

AISI 316

It connects to the onboard water system (fresh water) or to the washdown pump (salt water) and keeps the line under pressure. The washing tube snaps into the plug and automatically activates the pump.
AISI316 stainless steel compartment, self-supporting hatch.

Code	⟷ mm	
	Recess hole	Internal projection
16.443.00	90x70	50

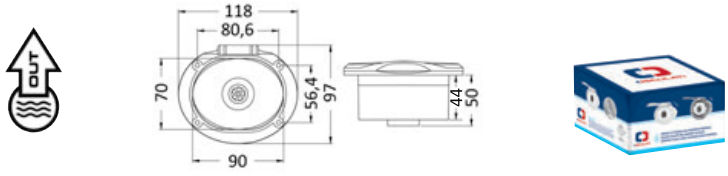

OSCULATI

New Edge recess fit inlet/outlet hose connector/water hook-up

Plug-in connector to tap water from the onboard system and connector fitted with pressure reducer up to 3 bar to pour in water from the dock. 3/4" male thread for pressure reducer outlet.

white	chromed	⟷ mm	
		recess	outside
16.442.60	16.442.61	148x74x40	180x106

17.224.01 *OPTIONAL 1/2" male elbow fitting to plug into rear inlet hose*

36.189.03; 36.189.01; 36.189.04 *OPTIONAL Front male plug-in fitting*

New Edge hose connector/water hook-up with hot/cold water mixer

With female plug-in connector (standard international sizes) + hot/cold water single-control mixer (17.051.00).

white	chromed	⟷ mm		Replacement mixer
		recess	outside	
16.442.70	16.442.71	148x74x40	180x106	17.051.00

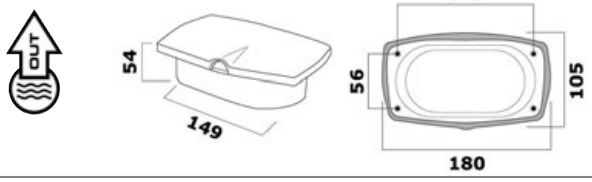

New Edge recess fit fresh water inlet

When using the mains water supply, pressure can be reduced by up to 3 bar to prevent damage to the pipes. The hose **snaps in using a garden-hose adaptor** (see code 36.189.02). 3/4" thread male outlet.

white	chromed	SS	⟷ mm		90° fitting
			Ø Recess	Internal protrusion	
16.441.14	16.441.34	16.441.84	69	90/120	Included

Heavy Duty New Edge recess-fit hose connector for fresh water

QUICK SWIVEL CONNECTION **PRESSURE REDUCING VALVE**

Ideal when you want to use quayside fresh water: it reduces the pressure to 3 bars not to damage the pipes by means of an innovative compact system fitted with adjustable pressure regulator and brass check valve. The quayside water pipe snaps into a gardening-like hose connector (see code 36.189.02). BSP male 3/4" outlet thread.
The dock water pipe snaps into place via a gardening-type fitting (code 36.189.02). 3/4" BSP outlet thread.

white	chromed	SS	⟷ mm	
			Ø Recess	Internal protrusion
16.445.14	16.445.34	16.445.84	69	110-110



Classic Evo recess-fit fresh water inlet

When using the mains water supply, pressure can be reduced by up to 3 bar to prevent damage to the pipes. The hose **snaps in using a garden-hose adaptor** (see code 36.189.02). 3/4" thread male outlet.

white	chromed	SS	⟷ mm		90° fitting
			Ø Recess	Internal protrusion	
16.441.53	16.441.73	16.441.83	69	97/125	Included

OSCULATI

Heavy Duty Classic Evo recess-fit fresh water inlet

QUICK SWIVEL CONNECTION | PRESSURE REDUCING VALVE

Ideal when you want to use quayside fresh water: it reduces the pressure to 3 bars not to damage the pipes by means of an innovative compact system fitted with adjustable pressure regulator and brass check valve. The quayside water pipe snaps into a gardening-like hose connector (see code 36.189.02). BSP male 3/4" outlet thread.
The dock water pipe snaps into place via a gardening-type fitting (code 36.189.02).
3/4" BSP outlet thread.

white	chromed	SS	⟷ mm	
			Ø Recess	Internal protrusion
16.445.53	16.445.73	16.445.83	69	110-110



OSCULATI

Elissa hose connector for fresh water

AISI 316 | QUICK SWIVEL CONNECTION | PRESSURE REDUCING VALVE

Ideal when you want to use quayside fresh water: it reduces the pressure to 3 bars not to damage the pipes by means of an innovative compact system fitted with adjustable pressure regulator and brass check valve. The quayside water pipe snaps into a gardening-like hose connector (see code 36.189.02). BSP male 3/4" outlet thread.
The dock water pipe snaps into place via a gardening-type fitting (code 36.189.02).
3/4" BSP outlet thread. Compartment in AISI 316 stainless steel and self-supporting door.

Code	⟷ mm	
	Recess hole	Internal projection
16.443.20	90x70	110-110

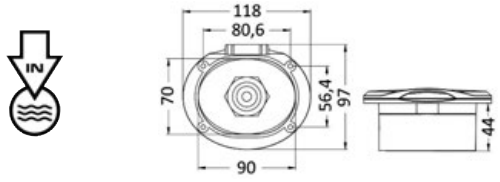

OSCULATI

Nuvola fresh water inlet

STAINLESS LOOK

When using dock water, this inlet reduces pressure to 3 bars to prevent damage to the piping system. The **snap-in** hose connector has a **gardening-type coupling** (see code 36.189.02). 3/4" male outlet thread. UV-resistant **ASA** box with AISI316 stainless steel insert.

Code	⟷ mm	
	Recess hole	Internal projection
16.444.10	90x70	93/147

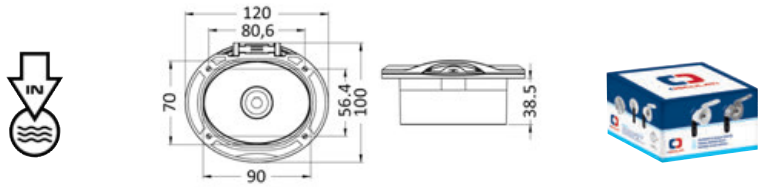

Hose adaptor to be screwed on the rear of NEW EDGE and CLASSIC EVO pressure reducers

Code	Direction
17.236.21	Straight female 3/4" - 16 mm
17.235.01	90° female elbow 3/4" - 16 mm
17.815.40	Straight 3/4" BSP female (snapfit tubing)

17.236.21

17.815.40

17.235.01

New **Water intake from the dock and pressure regulator**

OSCULATI

Limits and levels the water pressure from the dock to 3.1 bar to avoid damaging autoclaves and piping.
Kit consisting of water intake + quick snap-on connection for water ingress + rear hose holder.

Code	Version	Entrance	Output	⟷ mm
16.441.22	recess	3/4"	1/2"	117 x 117

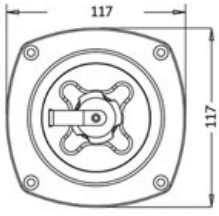

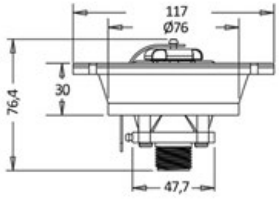

36.189.01

17.235.00

Bayonet flush fitting for washdown

OSCULATI

The device connects under deck to Washdown pumps or similar items and it keeps the pump under pressure. When the bayonet fitting connects the washing hose, the device automatically opens and activates the pump. 100% **stainless steel**. Garden-type quick fitting on the end caps (36.189.02).

Code	Description	Replacement plastic fitting
16.442.22	Bayonet fitting + **straight** plastic fitting	**16.442.31 (right)**
16.442.23	Bayonet fitting + **sloped** plastic fitting	**16.442.30 (inclined)**

The sloped fitting makes opening easier in case of high-pressure washdown pumps or when the fitting is in a position difficult to plug.

16.442.22 + 16.442.31

16.442.23 + 16.442.30

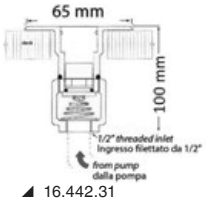

16.442.31

16.442.31

16.442.30

Outboard rigging hose and transom fittings

PVC hose for outboard engine cables

PVC reinforced spiral. Same sizes of genuine hoses by OMC, Yamaha, Mercury, etc.

Code	Colour	Inside Ø mm	Roll m	Connecting sleeve
16.104.38	grey	50.8	10	**16.104.39; 16.104.40**
16.104.37	white	50.8	10	**16.104.39; 16.104.40**

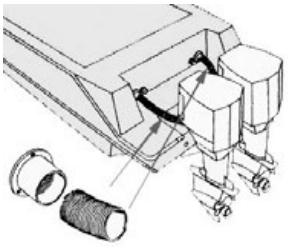

OSCULATI

◢ 16.104.39

◢ 16.104.41

◢ 16.104.40

Bushing to connect hose 16.104.37/38 to the boat cockpit

The hose is screwed on the inner part of the bushing and its length can be adjusted.

Code	Material	Ø external flange mm	Neck length mm	Hole in the hull mm	For pipe
16.104.39	White plastic	100	56	62	**16.104.37/38**
16.104.40	AISI 316 stainless steel Mirror polished	100	56	62	**16.104.37/38**
16.104.41	Black plastic	100	56	62	**16.104.37/38**

OSCULATI

◢ 16.104.50

End cap for tubes 16.104.37/38.

Made of prebored soft PVC. To be screwed on the tube until the cables perfectly fit into the slot.

Code	Colour	PACKAGE
16.104.50	white	10
16.104.51	grey	10
16.104.52	Black	10

◢ 16.104.51

◢ 16.104.52

Fans

TMC adjustable fan

Adjustable in all positions, fitted with protection grid. Very efficient model and nice look.

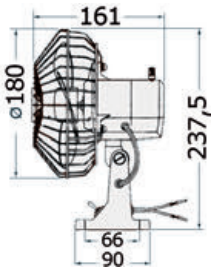

Code	V	Flow rate m³/hour	Consumption top speed	Fixing with
16.706.12	12	1000	1.4	2 screws
16.706.24	24	1000	0.7	2 screws

CAFRAMO Bora fan

Caframo

Fitted with central mounting bracket, built-in handle for easy up/down or side-to-side positioning.

Code	Colour	V	Number of speeds	Blades	Consumption top speed	|⟷| cm
16.753.12	white	12	3	5" (12.7 cm) ABS	0.24	16.5x24x9
16.754.12	Black	12	3	5" (12.7 cm) ABS	0.24	16.5x24x9
16.753.24	white	24	3	5" (12.7 cm) ABS	0.14	16.5x24x9
16.754.24	Black	24	3	5" (12.7 cm) ABS	0.14	16.5x24x9

CAFRAMO Sirocco II fan

Caframo

The airflow can be directed in any direction - 360°. The fan can be folded flat and out of the way against the bulkhead when not in use.
12 and 24V operation. Built-in automatic switch off timer after 3, 6, 9 and 12 hours.

Code	Colour	V	Number of speeds	Automatic shutdown timer	Blades	Consumption top speed	|⟷| cm
16.755.00	white	12/24	3	3,6,9,12 hours	7" (17.8 cm) PE FINGER SAFE	0.35	25x30x7.6
16.755.01	Black	12/24	3	3,6,9,12 hours	7" (17.8 cm) PE FINGER SAFE	0.21	25x30x7.6



CAFRAMO Ultimate fan

Caframo

Extremely compact. PE blade that does not require a protective grill. Ideal near the station since its motor generates low electrical interference.

Code	Colour	V	Number of speeds	Blades	Consumption top speed	|⟷| cm
16.751.12	Black	12	2	7" (17.8 cm) PE FINGER SAFE	0.41	18x23x14

316 stainless steel fittings, skin fittings and valves

OSCULATI

All-thread skin fitting

AISI 316

Supplied with **mirror polished** ground connections.

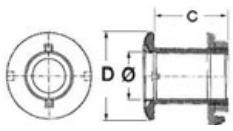

Code	Thread	C mm	D mm	Ø mm
17.421.80	3/8"	53	35	11
17.421.81	1/2"	59	39	15
17.421.82	3/4"	68	49	19
17.421.83	1"	73	55	25
17.421.84	1" 1/4	77	65	34
17.421.85	1" 1/2	80	71	38
17.421.86	2"	95	84	50
17.421.87	2" 1/2	124	110	65

OSCULATI

All-thread fkin fittings - Short thread

AISI 316

Supplied with **mirror polished** ground connections.

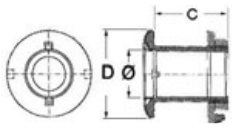

Code	Thread	C mm	D mm	Ø mm
17.421.73	1"	60	48	25

OSCULATI

All-thread skin fitting - Long thread

AISI 316

Supplied with **mirror polished** ground connections.



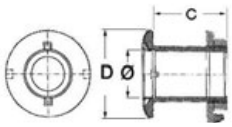

Code	Thread	C mm	D mm	Ø mm
17.422.83	1"	107	55	25
17.422.84	1" 1/4	112	64	35
17.422.85	1" 1/2	112	71	38

OSCULATI

Skin fitting with hose adaptor

AISI 316

Supplied with **mirror polished** ground connections.

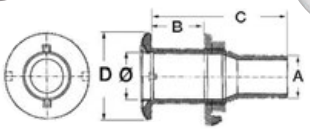

Code	Thread	A mm	B mm	C mm	D mm	Ø mm
17.523.10	3/8"	15	21	53	35	11
17.523.11	1/2"	18	26	59	39	15
17.523.12	3/4"	24	32	68	49	19
17.523.13	1"	30	33	73	55	25
17.523.14	1" 1/4	39	34	77	65	34
17.523.15	1" 1/2	44	38	80	71	38
17.523.16	2"	56	45	95	84	50

OSCULATI

Flush-mount skin fitting

AISI 316

Supplied with **mirror polished** ground connections.

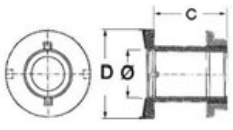

Code	Thread	C mm	D mm	Ø mm
17.525.00	3/8"	53	25	11
17.525.01	1/2"	60	38	15
17.525.02	3/4"	68	50	19
17.525.03	1"	72	55	25
17.525.04	1" 1/4	77	65	34
17.525.05	1" 1/2	78	72	38

OSCULATI

Flush-mount skin fitting with hose adapter

AISI 316

Supplied with **mirror polished** ground connections.

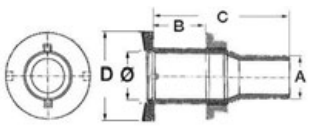

Code	Thread	A mm	B mm	C mm	D mm	Ø mm
17.524.01	1/2"	18	28	60	38	19
17.524.02	3/4"	24	36	68	50	24
17.524.03	1"	30	33	72	55	31
17.524.04	1" 1/4	38	39	77	65	39
17.524.05	1" 1/2	44	40	78	72	44

90° skin fitting

AISI 316

Supplied with **mirror polished** ground connections.

Code	Thread	For pipe Ø mm	Max hull thickness mm
17.526.04	1" 1/2	32	25
17.526.05	1" 1/2	38	25
17.526.06	1" 1/2	51	25

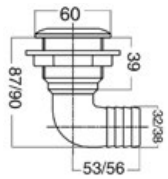

Skin fitting with check valve

AISI 316

Made of **mirror polished AISI 316 stainless steel**, fitted with rubber **check valve** and ground connection.

Code	Thread	Length under the head mm	Net passage Ø mm
17.319.30	1" 1/2	78	35
17.319.31	2"	100	42

Thru-hull scoop strainer

AISI 316

Fitted with ground connection.

Code	Thread
17.414.00	3/8"
17.414.01	1/2"
17.414.02	3/4"
17.414.03	1"
17.414.04	1" 1/4

Code	Thread
17.414.05	1" 1/2
17.414.06	2"
17.414.07	2" 1/2
17.414.08	3"

BHF (Buzzi - Hi - Flow) thru-hull scoop strainer

AISI 316 **DESIGN BY BUZZI**

Section being equal, the special profile of this thru-hull scoop strainer allows for a water inlet volume 2.5 times as large as a traditional one. The stainless steel monoblock casting can stand the pressure of a possible lifting belt. Equipped with ground connection.

Code	Section
17.415.06	2"

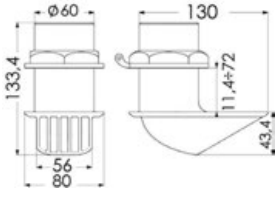

Shut-off full flow ball valve female/female

AISI 316

Made-ready for bracket mounting, made of **AISI 316 stainless steel**.

Code	Thread
17.721.01	3/8"
17.721.02	1/2"
17.721.03	3/4"
17.721.04	1"
17.721.05	1" 1/4

Code	Thread
17.721.06	1" 1/2
17.721.07	2"
17.721.08	2" 1/2
17.721.09	3"

3-way ball valve female/female/female

AISI 316

Made of **AISI 316 stainless steel**, deviation; fitted with handle lock. "T" maneuvering.

Code	Thread
17.722.01	3/8"
17.722.02	1/2"
17.722.03	3/4"
17.722.04	1"

Code	Thread
17.722.05	1" 1/4
17.722.06	1" 1/2
17.722.07	2"

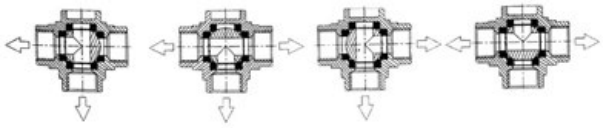

Male hose adaptor

Code	Thread
17.306.00	3/8" x 12
17.306.01	3/8" x 15
17.306.21	3/8" x 16
17.306.02	1/2" x 15
17.306.22	1/2"x16
17.306.03	1/2" x 20
17.306.04	3/4" x 20
17.306.05	3/4" x 25
17.306.06	1" x 25
17.306.07	1" x 30
17.306.27	1" x 38

Code	Thread
17.306.08	1" 1/4 x 35
17.306.15	1" 1/4 x 38
17.306.09	1" 1/4 x 40
17.306.28	1" 1/2 x 38
17.306.19	1" 1/2 x 40
17.306.10	1" 1/2 x 45
17.306.11	2" x 50
17.306.12	2" x 60
17.306.13	2" 1/2 x 70
17.306.14	3" x 78

90° male hose adaptor

Code	Thread	Code	Thread
17.196.02	3/8" x 15	17.196.08	1" x 30
17.196.04	1/2" x 20	17.196.10	1 1/4" x 38
17.196.06	3/4" x 25		

90° female hose adaptor

Draw pipes near hull sides, avoiding pipes sharp curves.

Code	Thread	Code	Thread
17.194.01	1/2" x 18	17.194.04	1 1/4" x 38
17.194.02	3/4" x 25	17.194.06	2" x 56
17.194.03	1" x 30		

Female hose adaptor

Code	Thread	Code	Thread	Code	Thread
17.210.01	3/8" x 15	17.210.05	3/4" x 25	17.210.09	1" 1/4 x 40
17.210.02	1/2" x 15	17.210.06	1" x 25	17.210.10	1" 1/2 x 45
17.210.03	1/2" x 20	17.210.07	1" x 30	17.210.11	2" x 50
17.210.04	3/4" x 20	17.210.08	1" 1/4 x 35		

90° female/female elbows

Code	Thread	Code	Thread	Code	Thread
17.326.01	3/8"	17.326.04	1"	17.326.07	2"
17.326.02	1/2"	17.326.05	1" 1/4		
17.326.03	3/4"	17.326.06	1" 1/2		

90° male/female elbows

Code	Thread	Code	Thread	Code	Thread
17.124.01	3/8''	17.124.04	1"	17.124.07	2''
17.124.02	1/2''	17.124.05	1'' 1/4		
17.124.03	3/4"	17.124.06	1'' 1/2		

45° female/female elbows

Code	Thread	Code	Thread	Code	Thread
17.220.01	3/8"	17.220.04	1"	17.220.07	2"
17.220.02	1/2"	17.220.05	1" 1/4		
17.220.03	3/4"	17.220.06	1" 1/2		

Female/female/female T joint

Code	Thread	Code	Thread	Code	Thread
17.318.01	3/8"	17.318.04	1"	17.318.07	2"
17.318.02	1/2"	17.318.05	1" 1/4		
17.318.03	3/4"	17.318.06	1" 1/2		

Double pipe nipples

Code	Thread	Code	Thread	Code	Thread
17.125.01	3/8"	17.125.04	1"	17.125.07	2"
17.125.02	1/2"	17.125.05	1" 1/4		
17.125.03	3/4"	17.125.06	1" 1/2		

Male female reducer

Code	Thread	Code	Thread	Code	Thread
17.321.01	3/8" x 1/4"	17.321.04	1" x 3/4"	17.321.07	2" x 1" 1/2
17.321.02	1/2" x 3/8"	17.321.05	1" 1/4 x 1"	17.321.08	2" 1/2 x 2"
17.321.03	3/4" x 1/2"	17.321.06	1" 1/2 x 1" 1/4	17.321.09	3x2" 1/2

Pipe sleeve

Code	Thread	Length mm	External Ø mm	Code	Thread	Length mm	External Ø mm
17.370.01	3/8"	27	21	17.370.05	1" 1/4	45	48
17.370.02	1/2"	35	28	17.370.06	1" 1/2	47	54
17.370.03	3/4"	35	33	17.370.07	2"	53	67
17.370.04	1"	42	40				

Pipe male cap

Code	Thread	Code	Thread	Code	Thread
17.123.01	3/8"	17.123.04	1"	17.123.07	2"
17.123.02	1/2"	17.123.05	1" 1/4		
17.123.03	3/4"	17.123.06	1" 1/2		

Brass fittings, skin fittings and valves

All-thread skin fitting, rounded head

Thread	Chromed brass	Yellow brass	L mm	Ø D mm	Ø G mm
3/8"	**17.321.60**	**17.321.80**	55	35	17
1/2"	**17.321.61**	**17.321.81**	65	40	21
3/4"	**17.321.62**	**17.321.82**	70	48	26
1"	**17.321.63**	**17.321.83**	75	55	33
1" 1/4	**17.321.64**	**17.321.84**	85	65	42
1" 1/2	**17.321.65**	**17.321.85**	85	70	48
2"	**17.321.66**	**17.321.86**	100	83	60
2" 1/2	**17.321.67**	**17.321.87**	130	110	75
3"	**17.321.68**	**17.321.88**	155	121	88
4"	**17.321.69**	**17.321.89**	210	150	113

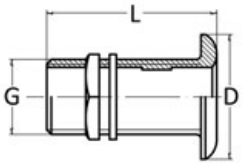

OSCULATI





All-thread skin fitting, flat head

Thread	Chromed brass	Yellow brass	L mm	Ø D mm	Ø G mm	S mm
3/8"	**17.324.10**	**17.324.00**	55	35	17	5
1/2"	**17.324.11**	**17.324.01**	65	40	21	5
3/4"	**17.324.12**	**17.324.02**	70	48	26	5
1"	**17.324.13**	**17.324.03**	75	55	33	5
1" 1/4	**17.324.14**	**17.324.04**	85	65	42	6
1" 1/2	**17.324.15**	**17.324.05**	85	70	48	5
2"	**17.324.16**	**17.324.06**	100	83	60	8

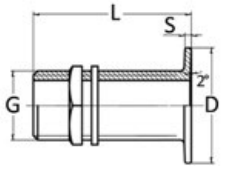

OSCULATI





All-thread skin fitting, flared head

Thread	Chromed brass	Yellow brass	L mm	Ø D mm	Ø G mm
3/8"	**17.324.40**	**17.324.30**	55	35	17
1/2"	**17.324.41**	**17.324.31**	65	40	21
3/4"	**17.324.42**	**17.324.32**	70	48	26
1"	**17.324.43**	**17.324.33**	75	55	33
1" 1/4	**17.324.44**	**17.324.34**	85	65	42
1" 1/2	**17.324.45**	**17.324.35**	85	70	48
2"	**17.324.46**	**17.324.36**	100	83	60

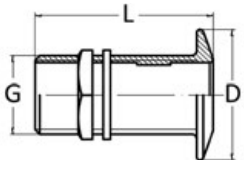

OSCULATI



Skin fitting with rounded head and hose connector

Thread	Chromed brass	Yellow brass	L mm	L1 mm	Ø D mm	Ø G mm
3/8" x 15	**17.423.00**	**17.323.00**	55	20	35	17
1/2" x 19	**17.423.01**	**17.323.01**	65	25	40	21
3/4" x 25	**17.423.02**	**17.323.02**	65	30	48	26
1" x 30	**17.423.03**	**17.323.03**	70	31	55	33
1" 1/4 x 38	**17.423.04**	**17.323.04**	80	31	65	42
1" 1/2 x 45	**17.423.05**	**17.323.05**	80	31	70	48
2" x 55	**17.423.06**	**17.323.06**	92	31	83	60

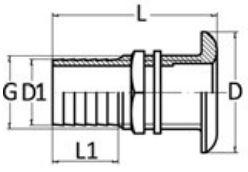

OSCULATI



OSCULATI

Skin fitting with flat head and hose connector

Thread	Chromed brass	L mm	L1 mm	Ø D mm	Ø G mm	S mm
3/8" x 15	**17.424.00**	55	20	35	17	5
1/2" x 19	**17.424.01**	65	20	40	21	5
3/4" x 25	**17.424.02**	70	25	48	26	5
1" x 30	**17.424.03**	75	25	55	33	5
1" 1/4 x 38	**17.424.04**	85	30	65	42	5
1" 1/2 x 45	**17.424.05**	85	30	70	48	6
2" x 55	**17.424.06**	100	31	83	60	8

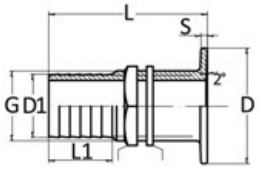

Brass washer with ground wire fitting.

For use with any brass thru-hull fitting.

Code	For sea discharges from
17.342.04	1"
17.342.05	1" 1/4
17.342.06	1" 1/2
17.342.07	2"

Check valve

Made of **plastic**, adaptable to **brass and stainless steel** skin fittings.

Code	Fits with drainage	
	Thread	Type
17.511.03	1"	17.323.03; 17.423.03; 17.321.83; 17.321.63; 17.421.83; 17.422.83
17.511.04	1" 1/2	17.323.05; 17.423.05; 17.321.85; 17.321.65; 17.421.85; 17.422.85

Skin fitting for all types of bilge pumps

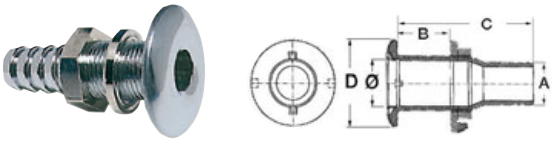

Made of **chromed brass**; hose adaptor size 15 mm.

Code	A mm	B mm	C mm	D mm
17.203.80	16	28	70	38

Mini skin fitting

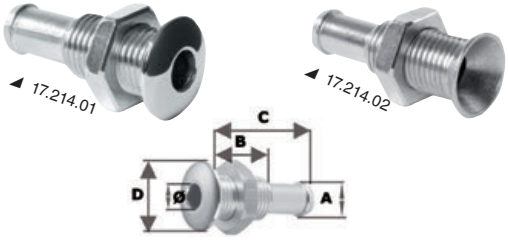

AISI 316

Made of **polished AISI 316 stainless steel**.

Code	Head type	Thread	A mm	B mm	C mm	D mm	Ø mm	Material
17.214.01	convex	1/4" x 13	10	15	38	19.8	7	Stainless steel
17.214.02	flush mount	1/4" x 13	10	18.5	42	18	7	Stainless steel

Cast brass thru-hull scoop strainer

Code	Thread	Code	Thread
17.314.00	3/8"	**17.314.05**	1" 1/2
17.314.01	1/2"	**17.314.06**	2"
17.314.02	3/4"	**17.314.07**	2" 1/2
17.314.03	1"	**17.314.08**	3"
17.314.04	1" 1/4	**17.314.09**	4"

Galvanized steel tool for quick mounting of brass or stainless steel skin fittings

Code	For drains		
	Thread	inox	Brass
17.421.01	1/2"	17.421../523../524../525../319.30/31	17.323../423../321../324../424..
17.421.02	3/4"	17.421../523../524../525../319.30/31	17.323../423../321../324../424..
17.421.03	1"	17.421../523../524../525../319.30/31	17.323../423../321../324../424..
17.421.04	1" 1/4	17.421../523../524../525../319.30/31	17.323../423../321../324../424..
17.421.05	1" 1/2	17.421../523../524../525../319.30/31	17.323../423../321../324../424..
17.421.06	2"	17.421../523../524../525../319.30/31	17.323../423../321../324../424..

Ball valve full port made of nickel-plated brass, PN25 shut-off full flow

OSCULATI

STAINLESS STEEL HANDLE

Long threads as per ISO9093 regulations. Stainless steel handle.

Code	Thread	A mm	B mm
17.228.01	3/8"	11	41
17.228.02	1/2"	12	50
17.228.03	3/4"	13	56
17.228.04	1"	14	65
17.228.05	1" 1/4	18	80
17.228.06	1" 1/2	20	90
17.228.07	2"	23	105
17.228.08	2" 1/2	23	130
17.228.09	3"	28	150
17.228.10	4"	30	180

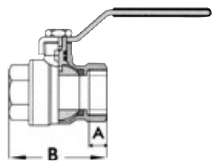

Full passage locking gate valve

OSCULATI

Made of chromed brass; **stainless steel handle** with pierced detention for padlocks; comply with waste water drainage ISO 8099 standards.

Code	Thread	A mm	B mm
17.228.55	1" 1/4	18	80
17.228.56	1" 1/2	20	90

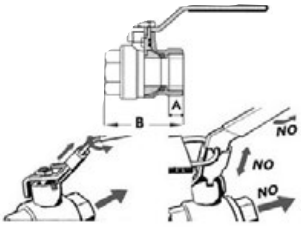

Brass ball valves

Nickel-plated brass diverting valve. Red coated steel lever control. Operating temperature from -10° to +100°.
For water systems, gasoline, heating, and non-corrosive fluids.

Code	Type	With passage	Operation of a	Thread
17.229.00	3-way, deviator	Total	L	3/8"
17.229.01	3-way, deviator	Total	L	1/2"
17.229.02	3-way, deviator	Total	L	3/4"
17.229.03	3-way, deviator	Total	L	1"
17.229.04	3-way, deviator	Total	L	1" 1/4
17.229.05	3-way, deviator	Total	L	1" 1/2
17.229.20	3-way	Reduced	T	3/8"
17.229.21	3-way	Reduced	T	1/2"
17.229.22	3-way	Reduced	T	3/4"
17.229.23	3-way	Reduced	T	1"
17.229.24	3-way	Reduced	T	1" 1/4
17.229.25	3-way	Reduced	T	1" 1/2

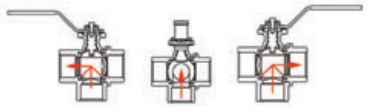

◢ L move

◢ T move

Remote electrocontrolled ball valves PN40

Made of nickel-plated brass, full flow with reversible electric servomotor. Revolution time: 14 seconds. Emergengy manual control in compliance with ISO228. ON-OFF remote control panel with safety fuse, control of up to 10 valves at the same time.

Valve with control panel	Valve, only	Panel, only	Thread	V	Ø mm	S mm	P mm	H mm	L mm	D mm	Current draw W	Protection degree	⟷ Control panel mm
17.240.02	**17.241.02**	**17.240.00**	1/2"	24	15	56	125	162	100	62	4	IP42	75x60
17.240.03	**17.241.03**	**17.240.00**	3/4"	24	20	66	125	165	100	62	4	IP42	75x60
17.240.04	**17.241.04**	**17.240.00**	1"	24	25	75	125	171	100	62	4	IP42	75x60
17.240.05	**17.241.05**	**17.240.00**	1" 1/4	24	32	85	195	181	137	92	15	IP65	75x60
17.240.06	**17.241.06**	**17.240.00**	1" 1/2	24	39	97	195	187	137	92	15	IP65	75x60
17.240.07	**17.241.07**	**17.240.00**	2"	24	48	109	195	195	137	92	15	IP65	75x60

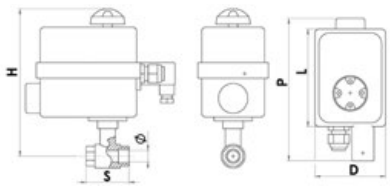

◢ 17.242.00

◢ 17.241.02/03/04

◢ 17.241.05/06/07

Cast brass male hose connectors

Code	Thread	Hose adaptor Ø mm
17.198.01	1/4"	8
17.198.02	1/4"	10
17.198.38	1/4"	12
17.198.03	1/4"	13
17.198.04	3/8"	10
17.198.40	3/8"	12
17.198.05	3/8"	13
17.198.06	3/8"	15
17.198.39	3/8"	16
17.198.41	3/8"	20
17.198.42	1/2"	12
17.198.07	1/2"	13
17.198.43	1/2"	15
17.198.08	1/2"	16
17.198.49	1/2"	18
17.198.09	1/2"	20
17.198.45	1/2"	25
17.198.32	3/4"	13
17.198.10	3/4"	16
17.198.48	3/4"	18
17.198.11	3/4"	20

Code	Thread	Hose adaptor Ø mm
17.198.12	3/4"	25
17.198.47	3/4"	30
17.198.13	1"	20
17.198.14	1"	25
17.198.15	1"	30
17.198.31	1"	32
17.198.16	1" 1/4	30
17.198.17	1" 1/4	35
17.198.18	1" 1/4	39
17.198.33	1" 1/4	40
17.198.19	1" 1/2	38
17.198.29	1" 1/2	40
17.198.20	1" 1/2	45
17.198.30	1" 1/2	50
17.198.21	2"	50
17.198.22	2"	60
17.198.23	2" 1/2	60
17.198.24	2" 1/2	70
17.198.34	3"	76
17.198.25	3"	80
17.198.26	4"	100

Melt brass female hose connectors

Code	Thread	Hose adaptor Ø mm
17.199.01	1/4"	8
17.199.02	1/4"	10
17.199.03	1/4"	13
17.199.04	3/8"	10
17.199.29	3/8"	12
17.199.05	3/8"	13
17.199.06	3/8"	15
17.199.07	1/2"	13
17.199.08	1/2"	15
17.199.09	1/2"	20
17.199.34	3/4"	16
17.199.10	3/4"	20
17.199.11	3/4"	25

Code	Thread	Hose adaptor Ø mm
17.199.12	1"	25
17.199.13	1"	30
17.199.21	1" 1/4	30
17.199.14	1" 1/4	35
17.199.22	1" 1/4	38
17.199.37	1" 1/2	38
17.199.16	1" 1/2	40
17.199.17	1" 1/2	45
17.199.38	1" 1/2	50
17.199.18	2"	50
17.199.19	2" 1/2	70
17.199.20	3"	80

Brass hose connector, 90° male version

Code	Thread	Hose adaptor Ø mm
17.197.00	1/4"	8
17.197.01	1/4"	10
17.197.02	3/8"	15
17.197.03	1/2"	16
17.197.04	1/2"	20
17.197.05	3/4"	20
17.197.06	3/4"	25

Code	Thread	Hose adaptor Ø mm
17.197.07	1"	25
17.197.08	1"	30
17.197.09	1" 1/4	38
17.197.10	1" 1/4	40
17.197.11	1" 1/2	38
17.197.13	1" 1/2	45

Cross T brass joint (all female outlets)

Code	Thread
17.231.00	3/8"
17.231.01	1/2"
17.231.02	3/4"
17.231.03	1"
17.231.04	1" 1/4
17.231.05	1" 1/2

Brass "T" connectors

Code	Thread
17.317.09	1/4"
17.317.01	1/2"
17.317.02	3/4"
17.317.03	1"
17.317.04	1" 1/4
17.317.05	1" 1/2

Code	Thread
17.317.06	2"
17.317.07	2" 1/2
17.317.08	3"
17.317.10	4"

3-way brass joint

Code	Thread
17.275.02	1/2"
17.275.03	3/4"

Brass joint sleeves

Code	Thread	Code	Thread
17.270.00	3/8"	17.270.05	1" 1/2
17.270.01	1/2"	17.270.06	2"
17.270.02	3/4"	17.270.07	2" 1/2
17.270.03	1"	17.270.09	1/4"
17.270.04	1" 1/4		

Double brass nipples

Code	Thread	Code	Thread	Code	Thread
17.225.09	1/4"	17.225.03	1"	17.225.07	2" 1/2
17.225.00	3/8"	17.225.04	1" 1/4	17.225.08	3"
17.225.01	1/2"	17.225.05	1" 1/2	17.225.10	4"
17.225.02	3/4"	17.225.06	2"		



Double brass nipples (reduced)

Code	Thread	Minimum order	Code	Thread	Minimum order	Code	Thread	Mini-mum order
17.227.00	1/4" x 3/8	5	17.227.03	3/4" x 1	5	17.227.06	1" 1/2x 2"	-
17.227.01	3/8" x 1/2	5	17.227.04	1" x 1" 1/4	-	17.227.07	2" x 2" 1/2	-
17.227.02	1/2" x 3/4	5	17.227.05	1" 1/4 x 1" 1/2	-	17.227.08	2" 1/2 x 3"	-

Thread plugs, female thread

Code	Thread	Code	Thread
17.222.00	1/4"	17.222.04	1"
17.222.01	3/8"	17.222.05	1" 1/4
17.222.02	1/2"	17.222.06	1" 1/2
17.222.03	3/4"	17.222.07	2"

Thread plugs, male thread

Code	Thread	Code	Thread	Code	Thread
17.223.00	1/4"	17.223.03	3/4"	17.223.06	1" 1/2
17.223.01	3/8"	17.223.04	1"	17.223.07	2"
17.223.02	1/2"	17.223.05	1" 1/4		

Brass reducing couplings male/female

Code	Thread	Code	Thread	Code	Thread
17.221.00	3/8" male x 1/4" female	17.221.06	2" male x 1" 1/2 female	17.221.16*	1" 1/4 male x 3/4" female
17.221.01	1/2" male x 3/8" female	17.221.07	2" 1/2 male x 2" female	17.221.17*	1" 1/2 male x 1" female
17.221.02	3/4"male x 1/2" female	17.221.08	3" male x 2" 1/2 female	17.221.18*	2"male x 1" 1/4 female
17.221.03	1" male x 3/4" female	17.221.13*	1/2" male x 1/4" female	17.221.19*	2" 1/2 male x 1" 1/2 female
17.221.04	1" 1/4 male x 1" female	17.221.14*	3/4" male x 3/8" female		
17.221.05	1" 1/2 male x 1" 1/4 female	17.221.15*	1" male x 1/2" female		

* *With a difference of two sizes*

Male/female sleeve

Code	Male	Female	Code	Male	Female	Code	Male	Female
17.272.00	3/8"	1/2"	17.272.03	3/4"	1/2"	17.272.07	1" 1/4	1" 1/2
17.272.01	1/2"	3/8"	17.272.04	3/4"	1"	17.272.08	1" 1/2	2"
17.272.02	1/2"	3/4"	17.272.06	1"	1" 1/4			

Reduced pipe sleeves female/female

Code	Thread	Code	Thread
17.271.00	3/8" x 1/2"	17.271.03	1 x 1" 1/4
17.271.01	1/2" x 3/4"	17.271.04	1" 1/4 x 1" 1/2
17.271.02	3/4" x 1"	17.271.05	1" 1/2 x 2"

3 piece connector 90° male/female fitted with sphero-conical seal and o-ring

Code	Thread
17.274.00	3/8"
17.274.01	1/2"
17.274.02	3/4"

Code	Thread
17.274.03	1"
17.274.04	1" 1/4

3-piece straight connectors fitted with sleeve, sphero-conical seal and o-ring

Code	Thread
17.273.00	3/8"
17.273.01	1/2"
17.273.02	3/4"

Code	Thread
17.273.03	1"
17.273.04	1" 1/4
17.273.05	1" 1/2

Brass elbows 45° female/female

Code	Thread
17.120.01	1/2"
17.120.02	3/4"
17.120.03	1"

Code	Thread
17.120.04	1" 1/4
17.120.05	1" 1/2

Brass elbows 90° male/female

Code	Thread
17.224.09	1/4"
17.224.00	3/8"
17.224.01	1/2"
17.224.02	3/4"

Code	Thread
17.224.03	1"
17.224.04	1" 1/4
17.224.05	1" 1/2
17.224.06	2"

Code	Thread
17.224.07	2" 1/2
17.224.08	3"
17.224.10	4"

Brass elbows 90° female/female

Code	Thread
17.226.09	1/4"
17.226.00	3/8"
17.226.01	1/2"
17.226.02	3/4"

Code	Thread
17.226.03	1"
17.226.04	1" 1/4
17.226.05	1" 1/2
17.226.06	2"

Brass elbows and reducing couplings female/female

Code	Thread
17.230.01	3/8" x 1/2"
17.230.02	1/2" x 3/4"

Code	Thread
17.230.03	3/4 x 1"
17.230.04	1" x 1" 1/4

Male/male brass extension sleeve

Code	Thread	Length mm
17.276.02	3/8"	100
17.276.04	3/8"	150
17.276.06	3/8"	200
17.276.08	1/2"	60
17.276.10	1/2"	100
17.276.12	1/2"	150
17.276.14	1/2"	200
17.276.16	3/4"	60
17.276.18	3/4"	100
17.276.20	3/4"	150
17.276.22	3/4"	200

Code	Thread	Length mm
17.276.24	1"	60
17.276.26	1"	100
17.276.28	1"	150
17.276.30	1"	200
17.276.32	1" 1/4	60
17.276.34	1" 1/4	100
17.276.36	1" 1/4	150
17.276.40	1" 1/2	100
17.276.42	1" 1/2	150
17.276.44	1" 1/2	200

Brass extension male/female

Code	Thread	Length mm
17.278.04	3/8"	20
17.278.08	3/8"	40
17.278.12	1/2"	20
17.278.16	1/2"	40

Code	Thread	Length mm
17.278.20	3/4"	20
17.278.24	3/4"	40
17.278.28	1"	20
17.278.32	1"	40



Linear distribution manifolds

made of brass, centre-to-centre distance of 50 mm

Code	Section		Number of outputs	⟷ cm
	Main line	Derivation		
17.316.03	1"	1/2"	3	15
17.316.04	1"	1/2"	4	20
17.316.05	1"	1/2"	5	25
17.316.06	1"	1/2"	6	30

Code	Section		Number of outputs	⟷ cm
	Main line	Derivation		
17.316.22	1" 1/4	1/2"	2	10.5
17.316.23	1" 1/4	1/2"	3	15.5
17.316.24	1" 1/4	1/2"	4	20.5

Brass compression joints for copper pipe with Biconical Brass seal

90° male	straigh female	straight male
17.409.01	17.412.01	17.408.01
17.409.02	17.412.02	17.408.02
17.409.04	17.412.04	17.408.04
17.409.05	17.412.05	17.408.05

Brass compression joints for cooper pipe with "0" Ring seal

Compression type on all connections.

T-shape	at 90°	for pipe Ø mm
17.410.02	17.410.20	10

Plastic fittings, skin fittings and valves

Skin fitting with polypropylene hose adaptor

OSCULATI

Made of **white plastic, fitted with hose adaptor** (in compliance with CE standards only for usage above the waterline)

Code	A mm	B mm (hose holder)	C mm	D mm	Thread
17.322.01	22	15	75	43	1/2"
17.322.02	26	19	83	51	3/4"
17.322.03	32	25	94	62	1"
17.322.04	48	38	104	78	1" 1/2
17.322.05	41	30	94	67	1" 1/4
17.322.06	56	51	116	74	2"

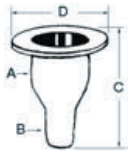

White plastic threaded skin fittings

OSCULATI

Fully threaded

Code	A mm	C mm	D mm	Thread	ORDER BY BOX
17.394.01	21	70	43	1/2"	10
17.394.02	26	80	51	3/4"	10
17.394.03	33	90	62	1"	10
17.394.04	48	110	78	1" 1/2	10
17.394.05	41	100	67	1" 1/4	10

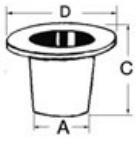



90° elbow skin fitting

OSCULATI

made of white plastic, fitted with 90° hose adapter, complies with EC standards only for usage above waterline

Code	Type	Thread Ø mm	Length mm	Hose connection mm
17.395.01	1"	33	36	19
17.395.00	1"	33	36	25
17.395.20	1" 1/2	47	40	38

90° elbow skin fitting

OSCULATI

Made of nylon, equipped with fastening ring.

Code	Type	A* mm	A** mm	B mm	C mm	D mm
17.396.02	3/4"	26	27/30	20	84	50
17.396.03	1"	32	33/35	25	93	60
17.396.04	1" 1/2	48	50/51	38	114	72

* *Ø threaded part.*
** *Ø hole to be drilled in the bulkhead. Depends on the thickness of the fiberglass.*



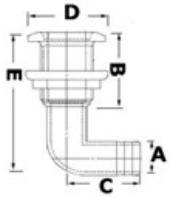

90° elbow skin fitting

Made of nylon, with mirror-polished **stainless steel** front visible ledge and 90° hose connector.

Code	Type	A mm	B mm	C mm	D mm	E mm
17.328.34	3/4"	20	38.5	53	45	79
17.328.35	1"	25	40.5	55	51	86
17.328.36	1" 1/2	38	44.5	70	70	107.5



Skin fitting

Made of **white plastic**, fitted with 90° hose adaptor.

Code	Type	Thread Ø mm	Length mm	Hose adaptor mm
17.354.81	1"	33	42	19
17.354.80	1"	33	42	25

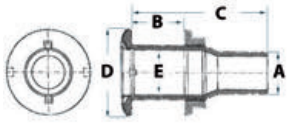

Black nylon skin fitting

With mirror polished stainless steel visible front ledge.

Code	Ø thread E		Hoseholder A		B mm	C mm	D mm
	mm	inches	mm	inches			
17.327.01	22	7/8"	13	1/2"	32	82.5	38
17.327.02	22	7/8"	16	5/8"	32	82.5	38
17.327.03	33	1"1/4	20	3/4"	32	82.5	51
17.327.04	33	1"1/4	25	1"	32	82.5	51
17.327.05	33	1"1/4	29/32	1"1/4	32	85.5	57.5
17.327.06	57	2"1/4	38	1"1/2	48	111	75
17.327.07	57	2"1/4	51	2"	48	111	75

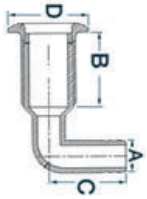

Skin fitting

White nylon through hull drains with mirror polished stainless steel front visible ledge and 90° hose adaptor

Nylon with stainless steel head	All nylon	Thread	Ø A mm	B mm	C mm	D mm
17.328.02	**17.322.52**	1/2''	16	45	42	37
17.328.03	**17.322.53**	1''	20	44	47	49
17.328.33	-	1''	20	28	53	52
17.328.04	**17.322.54**	1''	25	46	47	49
17.328.05	**17.322.55**	1''	29/32	40	70	56
17.328.06	**17.322.56**	2''	38	61	70	74
17.328.07	**17.322.57**	2''	50	61	90	74

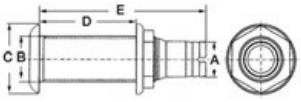

Skin fitting

Long model made of nylon/fiberglass.

Code	Ø A mm	Thread B	Ø B mm	C mm	D mm	E mm	Version	Check valve
17.319.17	19/20	1" 3/8	35	54	86	144	With hose connector	no
17.319.18	29/32	1" 3/8	35	54	86	152	With hose connector	no
17.319.19	38	2" 1/4	57	73	95	165	With hose connector	no
17.319.22	38	2" 1/4	57	73	95	166	With hose connector	Yes
17.319.23	52	2" 1/4	57	73	45	122	With hose connector	Yes
17.327.14	19/20	1" 3/8	34	58	86	148	Stainless steel head with hose holder	no
17.327.15	29/32	1" 3/8	34	58	86	157	Stainless steel head with hose holder	no
17.327.16	38	2" 1/4	57	77	95	172	Stainless steel head with hose holder	no
17.327.18	38	2" 1/4	57	77	95	172	Stainless steel head with hose holder	Yes
17.327.19	53	2" 1/4	57	77	46	126	Stainless steel head with hose holder	Yes
17.319.20	38	1" 1/2	48	78	70	135	Stainless steel head with hose holder	Yes
17.395.45	-	1" 1/2 - 11BSP	48	78	117	135	Stainless steel head fully threaded	Yes

Skin fitting and scupper

Made of **plastic**, fitted with **check valve**.

Code	Thread	A mm	B mm	C mm	D mm
17.319.00	1" 1/2	38	27	112	81
17.319.11	1" 1/2	-	89	127	81

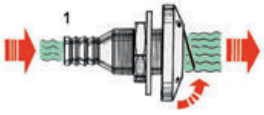

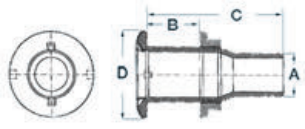

Skin fitting

With visible front stop in [1:mirror-polished stainless steel, inclined at 15°.

Code	Ø Amm	Thread B mm	Ø B mm	Ø C mm	D mm	E mm	Check valve
17.331.06	38	2" 1/4	57	76	94	170	Yes
17.331.07	50	2" 1/4	57	76	94	170	Yes
17.329.06	38	2" 1/4	57	76	94	170	-
17.329.07	50	2" 1/4	57	76	94	170	-

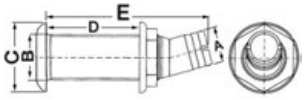

Female/female ball valve

Made of **polypropylene**, fitted with **nylon** internal sphere; sturdy and safe.

Code	Thread
17.233.02	1/2"
17.233.03	3/4"
17.233.04	1"

Code	Thread
17.233.05	1" 1/4
17.233.06	1" 1/2

Polypropylene hose connector with swivel nut and gasket

Code	Version	Thread	Hose adaptor Ø mm
17.235.00	at 90°	1/2"	12
17.235.01	at 90°	3/4"	16
17.235.02	at 90°	3/4"	19
17.235.03	at 90°	1"	25
17.235.04	at 90°	1" 1/4	30
17.235.05	at 90°	1" 1/2	38
17.235.99	straight	3/8"	12
17.236.00	straight	1/2"	13
17.236.01	straight	1/2"	16
17.236.21	straight	3/4"	16
17.236.02	straight	3/4"	19
17.236.22	straight	1"	20
17.236.03	straight	1"	25
17.236.04	straight	1" 1/4	30
17.236.23	straight	1"1/4	32
17.236.05	straight	1" 1/2	38

90° polypropylene male hose connector

Code	Thread	Hose adaptor Ø mm
17.238.01	3/8"	12
17.238.02	1/2"	16
17.238.03	3/4"	20
17.238.04	3/4"	25
17.238.05	1"	25
17.238.06	1"	30
17.238.07	1" 1/4	32
17.238.08	1" 1/2	38

Black polycarbonate hose adaptors

Code	Thread	Ø Hose holder mm	ORDER BY BOX
17.206.40	1/2"	18	10
17.206.41	3/4"	23	10
17.206.42	1"	30	10
17.206.43	1" 1/4	38	10
17.206.44	1" 1/2	46	10

Polypropylene hose adaptors

Code	Thread	Ø Hose holder mm	ORDER BY BOX
17.234.00	3/8"	12	20
17.234.01	3/8"	16	20
17.234.21	1/2"	13	20
17.234.02	1/2"	16	20
17.234.03	1/2"	20	20
17.234.22	3/4"	16	20
17.234.04	3/4"	20	20
17.234.05	3/4"	25	20

Code	Thread	Ø Hose holder mm	ORDER BY BOX
17.234.23	1"	20	10
17.234.06	1"	25	10
17.234.07	1"	30	10
17.234.08	1" 1/4	30	10
17.234.09	1" 1/4	35	10
17.234.24	1" 1/4	38	10
17.234.10	1" 1/2	38	5
17.234.11	1" 1/2	50	5

Video

New **Waterfall skin fitting/drain well for transoms**

REGISTERED DESIGN | 13° INCLINATION | FAST INSTALLATION | ISO 9093

This system ensures the following advantages in a single product:
- Easy installation (1 operator only)
- Pre-assembly of the gate valve and hose holder at the workbench (threaded version)
- Locknut for positioning the gate valve in the desired position (threaded version);
- Drainage without unwanted siphon formation thanks to 13° inclination
- Integrated non-return valve in case of reverse
- Stainless steel finishing without visible screws.

Assembly sequence:
- Workbench pre-assembly of gate valve and hose holder (option to choose valve handle positioning)
- Insertion of the pre-assembled module from inside (optional pre-fixation with self-tapping screws from inside) - end of internal installation;
- Screw tightening of the final fixing nut from outside
- Cutting of the exceeding part
- Non-return valve plate mounting;
- Stainless steel finish clip mounting.

Code	Thread A	Internal connection B	For thick bulkheads (mm)	Net passage mm
17.397.06	1" ½ GAS	Hose holder 38 mm	10 - 60	Ø 36
17.398.06	1" ½ GAS	Thread 1" 1/2	10 - 60	Ø 36

Made of glass-filled Nylon, ideal for coupling with type 17.233.xx plastic shutters

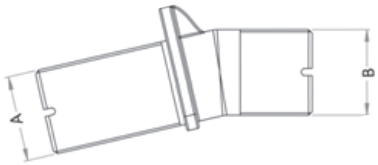

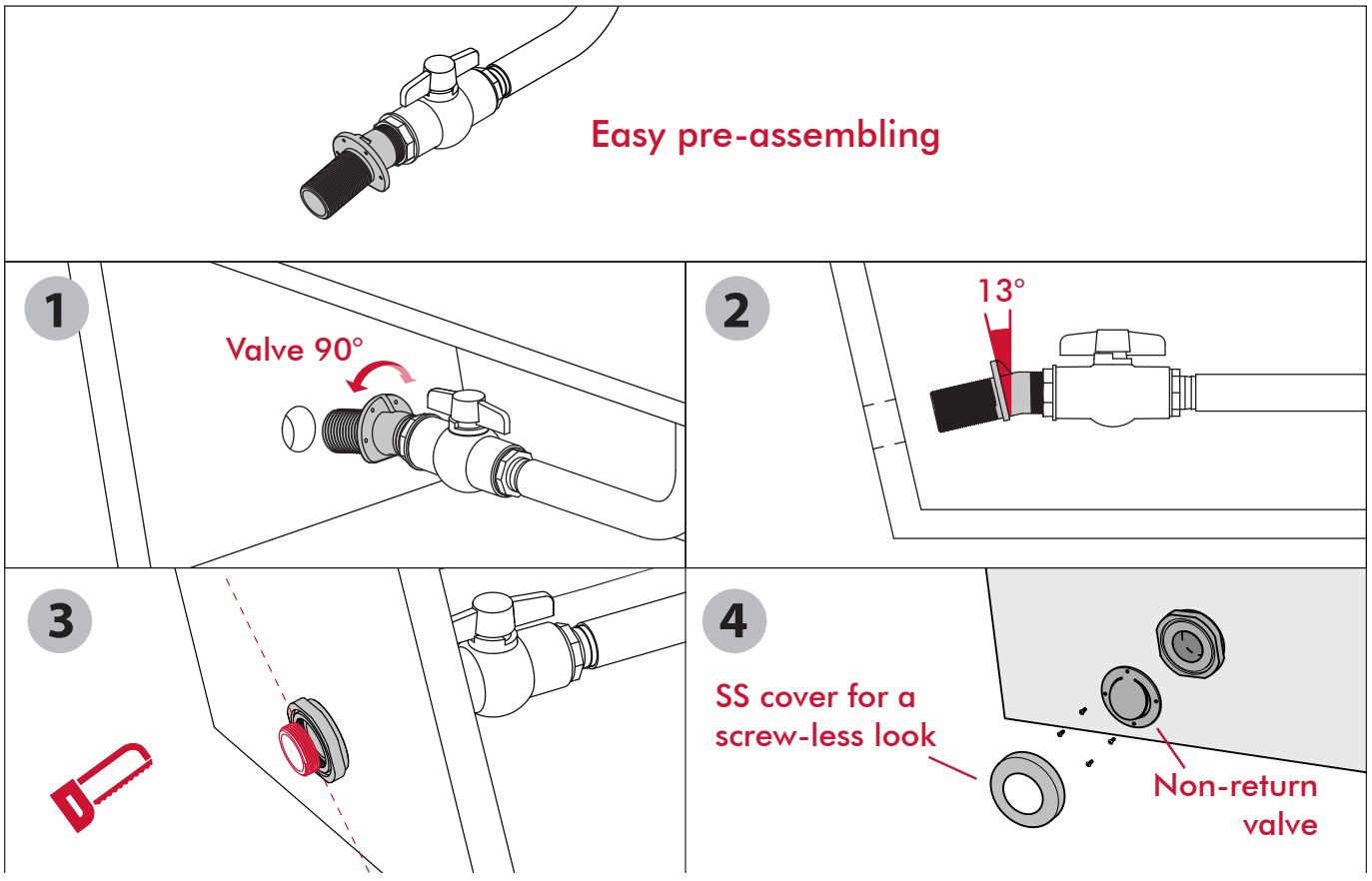

Bronze fittings, skin fittings and valves

GUIDI series 2000 bronze thru-hull scoop strainer

BRONZE / BRONZO

Code	Thread	H mm	H1 mm	A mm	B mm
17.550.01	1/2"	95	75	74	37
17.550.02	3/4"	103	80	81	40
17.550.03	1"	111	85	104	55
17.550.04	1" 1/4"	118	90	118	64
17.550.05	1" 1/2"	129	100	130	71
17.550.06	2"	142	110	154	84
17.550.07 New	2" 1/2	189	130	200	100
17.550.08 New	3"	285	200	293	145

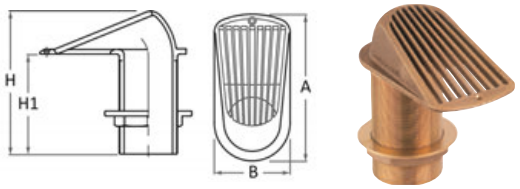

GUIDI bronze skin fitting

BRONZE / BRONZO

Code	Thread	H mm	H1 mm	D mm	F mm
17.551.01	3/8"	64	60	28	11
17.551.02	1/2"	70	65	40	13
17.551.03	3/4"	75	70	47	19
17.551.04	1"	85	80	57	25
17.551.05	1" 1/4"	91	85	67	32
17.551.06	1" 1/2"	96	90	75	38
17.551.07	2"	107	100	88	50
17.551.08 New	2"1/2	128	120	108	63
17.551.09 New	3"	158	150	122	76

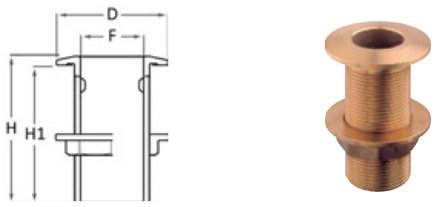

GUIDI series Manta bronze cap

BRONZE / BRONZO

Code	Thread	A mm	B mm	H mm
17.552.01	1/2"	84	49	20
17.552.02	3/4"	102	57	23
17.552.03	1"	118	68	26
17.552.04	1" 1/4"	136	79	30
17.552.05	1" 1/2"	154	88	34

Code	Thread	A mm	B mm	H mm
17.552.06	2"	180	102	39
17.552.07 New	2"1/2	220	122	46
17.552.08 New	3"	255	140	53

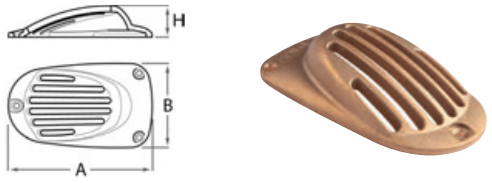

17.551.xx *Matching skin fitting*

GUIDI bronze F-F ball valve with lever-handle full flow

BRONZE / BRONZO

Code	Thread	A mm	L mm	H mm	Capacity 1 bar (lt/h)
17.557.01	3/8"	11.4	54	48	9000
17.557.02	1/2"	15	65	49	18000
17.557.03	3/4"	16.3	72	56	39000
17.557.04	1"	19.1	86	60	71000
17.557.05	1" 1/4"	21.4	99	72	119000
17.557.06	1" 1/2"	21.4	107	77	196000
17.557.07	2"	25.7	128	88	300000
17.557.08 New	2"1/2	30.2	157	105	500000
17.557.09 New	3"	33.3	177	178	800000



GUIDI bronze non-stick valve, series Alex with full flow

BRONZE / BRONZO **PATENT** **NON - STICK**

Code	Thread	A mm	L mm	H mm	V mm	SW mm	Capacity 1 bar (lt/h)
17.558.03	3/4"	16.3	73	85	58	31	39000
17.558.04	1"	19.1	84	94	63	38	65000
17.558.05	1" 1/4"	21.4	97	110	72	47	110000
17.558.06	1" 1/2"	21.4	103	118	78	54	189000
17.558.07	2"	25.7	124	139	90	67	280000

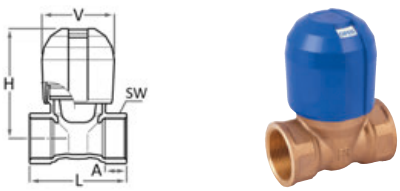

GUIDI bronze F-F 90° elbow

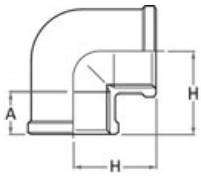

BRONZE / BRONZO

Code	Thread	A mm	H mm
17.560.01	1/4"	11	19
17.560.02	3/8"	11.4	21
17.560.03	1/2"	15	27
17.560.04	3/4"	16.3	31.5
17.560.05	1"	19.1	37.5
17.560.06	1" 1/4"	21.4	45

Code	Thread	A mm	H mm
17.560.07	1" 1/2"	21.4	48
17.560.08	2"	25.7	59
17.560.09 New	2"1/2	27	70
17.560.10 New	3"	28	78

GUIDI bronze M-F 90° elbow

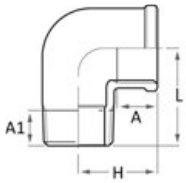

BRONZE / BRONZO

Code	Thread	A1 mm	A mm	H mm	L mm
17.561.01	1/4"	13	11	28	35
17.561.02	3/8"	10.1	11.4	21	28.5
17.561.03	1/2"	13.2	15	27	35
17.561.04	3/4"	14.5	16.3	31.5	39.5
17.561.05	1"	16.8	19.1	37.5	46
17.561.06	1" 1/4"	19.1	21.4	45	54
17.561.07	1" 1/2"	19.1	21.4	48	59
17.561.08	2"	23.4	25.7	59	69
17.561.09 New	2"1/2	26.7	27	70	83
17.561.10 New	3"	29.8	28	78	94

GUIDI bronze F-F-F T-fitting

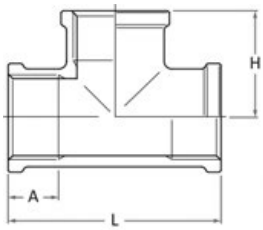

BRONZE / BRONZO

Code	Thread	A mm	H mm	L mm
17.562.01	3/8"	13.5	21	42
17.562.02	1/2"	15	27	54
17.562.03	3/4"	16.3	31.5	63
17.562.04	1"	19.1	37.5	75
17.562.05	1" 1/4"	21.4	45	90
17.562.06	1" 1/2"	21.4	48	96
17.562.07	2"	25.7	59	118
17.562.08 New	2"1/2	27	70	140
17.562.09 New	3"	28	78	156

GUIDI bronze M-M reduced double nipple

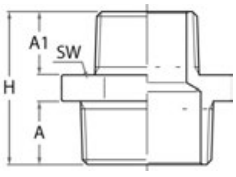

BRONZE / BRONZO

Code	Thread	A1 mm	A mm	H mm	SW mm
17.564.01	3/8" x 1/4"	11	11.5	28.5	19
17.564.02	1/2" x 3/8"	11.5	15	33	22
17.564.03	3/4" x 1/2"	15	16.5	38.5	28
17.564.05	1" 3/4"	16.5	19	43	35
17.564.06	1" 1/4" x 1"	19	21.5	49.5	46
17.564.07	1" 1/2" x 1" 1/4"	21.5	21.5	53	52
17.564.09 New	2" x 1"1/2	21.5	25.5	58	65
17.564.10 New	2"1/2 x 2"	25.5	26	63.5	80
17.564.11 New	3" x 2"1/2	26	28.5	67.5	93

New GUIDI bronze double M-M nipples.

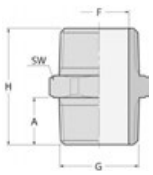

BRONZE / BRONZO

Code	Thread	A mm	H mm	SW mm
17.565.01	1/4"	11	27	16
17.565.02	3/8"	11.5	29	19
17.565.03	1/2"	15	36.5	22
17.565.04	3/4"	16.5	40	28
17.565.05	1"	19	45.5	35
17.565.06	1"1/4	21.5	52	46
17.565.07	1"1/2	21.5	53	52
17.565.08	2"	25.5	62	65
17.565.09	2"1/2	26	64	80
17.565.10	3"	28.5	70	93

GUIDI bronze M-F reducer

BRONZE / BRONZO

Code	Thread	A mm	H mm	SW mm
17.563.01	3/8" x 1/4"	11.5	17.5	19
17.563.03	1/2" x 3/8"	15	21.5	22
17.563.05	3/4" x 1/2"	16.5	23.5	28
17.563.07	1" x 3/4"	19	26.5	35
17.563.09	1" 1/4" x 1"	21.5	30.5	46
17.563.12	1" 1/2" x 1" 1/4"	21.5	52	52
17.563.13	2" x 1" 1/2"	25.5	52	52
17.563.14 New	2"1/2 x 3"	28.5	41.5	93

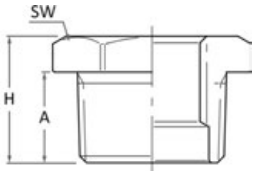

GUIDI bronze female hose connector

BRONZE / BRONZO

Code	Thread	Hose adaptor Ø mm
17.569.02	1/2"	20
17.569.03	3/4"	25
17.569.04	1"	25
17.569.07	1" 1/2"	38

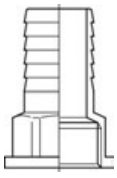

GUIDI bronze male hose connector

BRONZE / BRONZO

Code	Thread	Hose adaptor Ø mm
17.568.01	1/4"	10
17.568.02	3/8"	10
17.568.03	3/8"	13
17.568.07	1/2"	13
17.568.09	1/2"	16
17.568.11	1/2"	20
17.568.12	3/4"	16
17.568.14	3/4"	20
17.568.15	3/4"	25

Code	Thread	Hose adaptor Ø mm
17.568.17	1"	25
17.568.18	1"	30
17.568.22	1" 1/4"	35
17.568.23	1" 1/4"	38
17.568.25	1" 1/2"	38
17.568.28	1" 1/2"	50
17.568.29	2"	50
17.568.30 New	2"1/2	60
17.568.31 New	3"	80

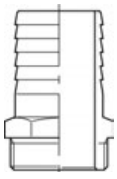

Hydraulic accessories

Waterproof tape

Waterproof non-toxic P.T.F.E. (Teflon) tape used to seal threads of hydraulic connectors.

Code	Rolls of	
	length	Width
17.100.00	12 m	12 mm



Scuppers and cockpit drains made of stainless steel and chromed brass

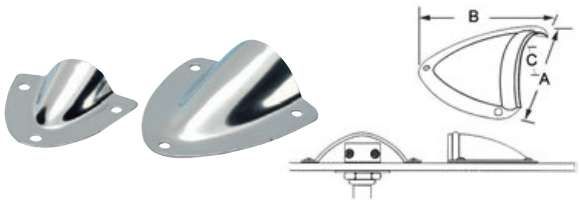

Protection tabs for skin fittings, petrol vents, water etc

Made of stainless steel.

Code	⟷ AxBxC mm
17.213.60	41x44x12 h
17.213.70	57x54x16 h
17.213.75	93x87x25 h



Cockpit drain

AISI 316

Made of **mirror-polished AISI316 stainless steel**. Snap upper grid for mounting and hiding the fastening screws.

Code	A mm	BxC mm	E mm	D-Internal thread
17.118.49	58	50 x 38	5.3	1"
17.118.50	80	52 x 51	5.5	1" 1/2

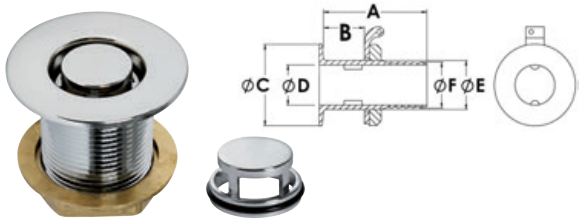

Cockpit flush drain

Made of two **chromed brass** parts. Body and insert that works as a removable filter.

Code	Version	A mm	B mm	Ø C mm	Ø D mm	Ø E	Ø F mm
17.119.32	All thread	80	67	65	33	1" 1/4	-
17.119.33	All thread	80	67	70	39	1" 1/2	-
17.119.42	With hose connector	78	36	65	33	1" 1/4	38
17.119.43	With hose connector	75	33	70	39	1" 1/2	45

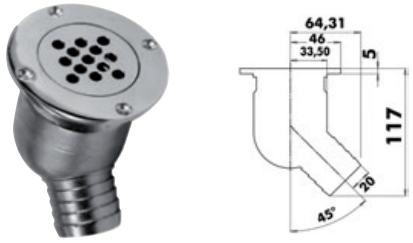

45° cockpit drain with check valve

AISI 316

Made of AISI316 stainless steel. Fitted with check system: an inner ball prevents any backflow. Removable grid for cleaning.

Code	Ø mm	Hoseholder in mm
17.118.01	92	40

90° cockpit drain with check valve

AISI 316

316 stainless steel, fitted with check valve: an internal ball prevents backflows. Hidden screws.

Code	Ø mm	Hoseholder in mm
17.118.03	92	38

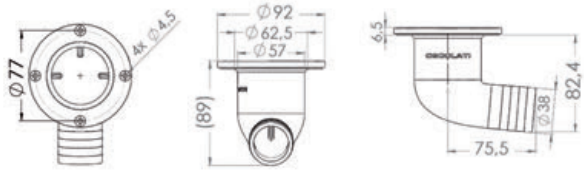

Oval cockpit drain

AISI 316

Made of **316 stainless steel**, fitted with removable grid.

Code	⟷ mm	Hoseholder in mm
17.118.05	92 x 190	38

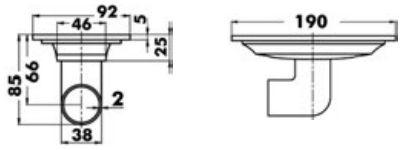

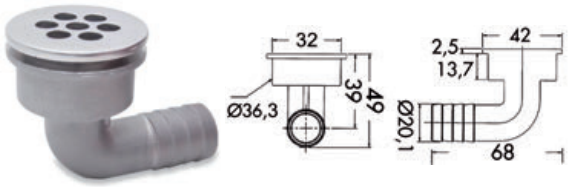

Cockpit drain

AISI 316

Made of AISI316 stainless steel. The upper part is screwed thus allowing mounting on different gauges.

Code	Mounting hole mm	Hose adaptor mm	deck thickness mm	Head Ø mm
17.118.02	32	20	3/11	42

90° cockpit drain with check valve

Body made of reinforced acetyl fibre. Head of AISI316 stainless steel and check flap.

Code	Head Ø mm	Hose adaptor mm
17.126.01	87	38
17.126.02	87	51

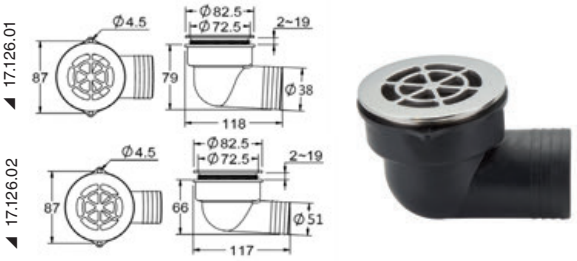

Flush cockpit drain with stainless steel head

Body made of reinforced acetyl fibre. Head of AISI316 stainless steel and removable filter.

Code	Version	Tube Ø mm
17.122.00	straight	26
17.122.90	90°	26

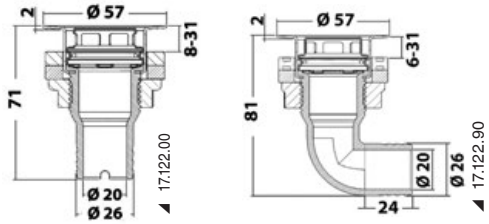

Faired scupper vent

Made of chromed brass. Fully threaded.

Code	Thread	Threaded neck length mm	⟷ mm
17.333.01	1/2"	65	38x38x18
17.333.02	3/4"	65	44x44x20
17.333.03	1"	75	50x50x23
17.333.04	1" 1/4	79	57x57x27
17.333.05	1" 1/2	83	65x65x31
17.333.06	2"	90	80x80x44



Stainless steel faired scupper vent

AISI 316

Made of precision-cast mirror-polished AISI 316 stainless steel. Fully threaded.

Code	Thread	Threaded neck length mm	⟷ mm
17.119.01	1/2"	65	38x38x18
17.119.02	3/4"	65	44x44x20
17.119.03	1"	75	50x50x23
17.119.04	1" 1/4	79	57x57x27
17.119.05	1" 1/2	83	65x65x31
17.119.06	2"	90	80x80x44

Plastic scuppers and cockpit drains

Flush head cockpit drain fitted with strainer net

OSCULATI

Made of white nylon.

Code	Size	Thread Ø mm	Hose adaptor mm	Length mm
17.395.50	1"1/2	47	32/38	117

Shower/cockpit nylon drainers

OSCULATI

Made of white nylon, fitted with filter and 100° elbow

Code	Ø flange (A) mm	Ø hole to be drilled (C) mm	Ø Hose holder (D) mm	Maximum protrusion (E) mm
17.399.90	45	25	19	60
17.632.20	70	50	29	80
17.411.80	68	50	38	90

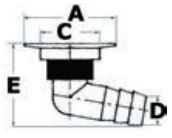

Skin fitting

Fitted with **check valve** made of **white nylon**, large passage flow..

Code	Accept thickness	Clear passage	Mounting	Required hole
17.320.50	from mm 30 up to 139	Ø 50 mm equal to 1960 mm²	pressure	Ø mm 66

Universal adapter for piping

Made of **plastic**, it connects 1"1/2, 1" and 3/4" piping. 20/25/38-mm hose connector. It can be modified by previously cutting the SLEEVE adapter to connect 1" 1/2 fittings.

Code	Description
17.238.50	adapter
17.238.51	sleeve

Suction strainers and drain pipes





Suction strainer

Made of **marine brass**, designed for bilge pumps, fitted dirt-proof **stainless steel** screen; suitable for all self-priming pumps with outlet size 1/2 or 16/19 mm.

Code	Version	Height mm	Output	⟷ mm
17.709.00	Thickening to remain in position without screws	25	Horizontal	56x56x96
17.708.00	Transom mounting	-	Vertical	base 55x55

Jumbo size suction strainer

Made of brass.

Code	size mm	Hose adaptor Ø mm
17.709.01	158x71	18

AISI316 suction strainer

Made of **AISI 316 stainless steel**, designed for bilge pump pipes. Fitted with stainless steel dirt-proof screen. Suitable for all bilge pumps with 1/2"(mm 16/18) hose adapter.

Code	Height mm	⟷ mm
17.706.00	21	57x58

Whale

Black plastic suction strainer WHALE

Size 147x56x104 mm, for installation on a vertical descending position from the pipe; fits all hand pumps with mouthpiece size 25/38 mm, fitted with non-return foot valve.

Code	Model	Check valve	⟷ mm
17.711.01	Vertical	Included	147x56x104
17.710.01	Horizontal	Included	170x120x58

Whale

Whale strainer with new adjustable joint

Fitted with check valve; can be used with hand pumps or electric pumps; ideal for the Gulper 320.

Code	Hose adaptor mm	Swivel hose holder	⟷ mm
17.710.19	19	In 4 positions	145x60x52

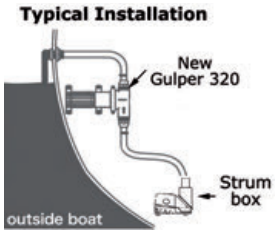

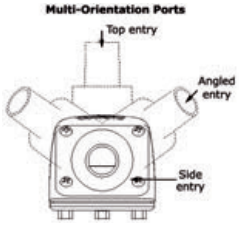

Semirigid elbow WHALE

Whale

For 90° outlets with Henderson MKV intake or delivery pumps 15.268.01/03/270.00.

Code	Ø mm
17.712.00	38

Y Connection WHALE

Whale

Code	Description
17.714.00	Narrow "Y" joints for 2 connections to **one outlet (skin fitting)** two water output pipes Ø size 38 mm

AISI 316 stainless steel strainer

Fitted with back vent and filtering screen. Heavy precision-cast version.

Code	for pipe Ø mm	Hose version	Base mm	Check valve
17.715.25	25	Horizontal	115x100	Included
17.715.38	38	Horizontal	115x100	Included
17.716.25	25	Vertical	150x70	Included
17.716.38	38	Vertical	150x70	Included

3-way WHALE "Henderson" valve

Capable of opening two separate bilges with just one pump (series MKV), even if one of the bilges is dry. It is also suitable for loading water into two separate tanks with just one intake; can be mounted onto the wall or behind the bulkhead.

Code	Hose adaptor Ø mm
17.713.00	38
17.713.01	25

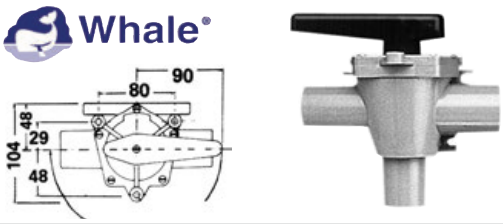

Flush mount filter for bilge pumps and showers

Prevents clogging from hair debris; fitted with clear plastic case for easy inspection; specially suitable for link rod pumps models Par, Fiamma, Flojet, Shurflo ecc.

Code	Hose adaptor
17.179.12	5/8" (15,8 mm)
17.179.13	3/4" (19 mm)

Nylon cylindrical water hose joints

To get different diameter sizes, see combinations.

Code	Ø mm	Compatible fittings*
17.205.12	12	A
17.205.14	14	A
17.205.16	16	A
17.205.18	18	B
17.205.20	20	B

Code	Ø mm	Compatible fittings*
17.205.22	22	C
17.205.25	25	C
17.205.30	30	D
17.205.35	35	E

* *Ex. of pairing A: 17.205.12; 17.205.14; 17.205.16*



"T" nylon joints for water hoses

Code	Ø mm
17.204.10	10
17.204.12	12
17.204.14	14
17.204.16	16

Code	Ø mm
17.204.18	18
17.204.20	20
17.204.22	22
17.204.25	25

"Y" nylon joints for water hoses

Code	Ø mm
17.203.08	8
17.203.10	10
17.203.12	12
17.203.14	14
17.203.16	16



Nylon thru-hull fitting

Code	Hose adaptor Ø mm	Colour
17.237.10	19/20	white

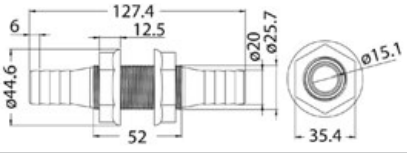

High strength thermopolymer bulkhead

Code	A mm	B mm	H mm	Thread	Hose holder D mm
17.237.01	45	77	22	1/2"	11/13
17.237.02	49	84	22	1/2"	15/17
17.237.03	69	107	23	3/4"	20/22
17.237.04	69	107	23	1"	26/29

Universal adapter with hose adapter

Code	Ø mm
17.175.38	13/16/19/22/25/28.5/32/38
17.175.60	31/39/45/50/58



T joints made of high strength thermopolymer

Recommended to drain 2 outlets with a sole skin fitting.

Code	Thread F1	Thread F
17.237.50	1/2"	1/2"
17.237.51	3/4"	1/2"
17.237.52	3/4"	3/4"
17.237.53	1"	1"

Check valves

Non-return valve to be installed along diesel pipelines

Code	for pipe Ø mm
17.731.90	8
17.731.91	10
17.731.92	12

Check valve

Made of polypropylene with internal rubber flapper; hose adapter; multipurpose valve, use to let water flow in just one direction.

Code	Multiple hoseholder in mm
17.176.53	13/20/26
17.176.54	25/32/38

Multiple hose connector with check valve

With quick connection system.

Code	Hoseholder in mm
17.176.56	13/20/26
17.176.57	25/32/38

Whale®

17.121.50

17.121.90

WHALE in-line check valve

Polypropylene body and nitrile valve. Duckbill valve.

Code	Hoseholder in mm	Version
17.121.50	25/38	Universal
17.121.90	19/25	Universal

Check valves

Made of **brass**, designed for mounting along pipework, prevents the backflow of fluids.

Code	Thread
17.232.02	1/2"
17.232.03	3/4"
17.232.04	1"
17.232.05	1" 1/4
17.232.06	1" 1/2

Quick couplings for hydraulic systems

17.111.01

17.111.02

17.111.03

17.111.04

17.111.05

17.111.06

17.111.07

17.111.08

17.111.09

17.111.10

17.111.12

17.111.13

17.111.14

17.111.19

17.111.35

KP 12-mm Ø quick couplings for plumbing

Instant snap-in mounting. It requires a simple pressure of the tube and a fastening clip to connect the coupling. Fully re-usable joints made of non-toxic high-resistance food plastic and semi-rigid polyethylene pipe.

Product description	12-mm Ø	ORDER BY BOX
Manicotto di collegamento femmina/femmina	**17.111.01**	10
90° female/female elbow	**17.111.02**	10
90° female tee	**17.111.03**	10
3/8" female + female fitting	**17.111.04**	10
1/2" female + female fitting	**17.111.05**	10
3/8" female + male fitting	**17.111.06**	10
1/2" female + male fitting	**17.111.07**	10
Cylinder joint + 3/8" male joint	**17.111.08**	10
Cylinder joint + 1/2" male joint	**17.111.09**	10
Female Y joint	**17.111.10**	10
In-line joint	**17.111.12**	10
90° female joint with fitting	**17.111.14**	10
90° female joint with 3/8" male joint	**17.111.13**	10
Intermediate lever tap	**17.111.19**	1
Safety clips	**17.111.35**	10

17.111.01

17.111.02

17.111.03

17.111.04/05

17.111.06/07

17.111.08

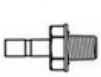
17.111.09

17.111.10

17.111.13

17.111.14

Polyethylene pipe

Very high impact resistance. Excellent resistance to chemical. Outstanding flexibility.

Code	Ø mm	Colour	For water	Pressure bar	Roll m
17.112.25	12	red	hot	7	100
17.112.26	12	blue	cold	7	100

New John Guest Speedfit quick coupling system for watertight water installations

John Guest Speedfit quick-connect range of products uses the technology of the combined action of clip and seal.
The clamp with stainless steel teeth grips the tube and the O-Ring thus provides an airtight seal.

Product description	15-mm Ø	22-mm Ø
Female / Female Coupling	**17.114.01**	**17.116.01**
90° female/female elbow	**17.114.02**	**17.116.02**
90° female tee	**17.114.03**	**17.116.03**
1/2" female/female brass joint	**17.114.04**	-
3/8" female/female brass joint	**17.114.26**	-
3/4" female/female brass joint	-	**17.116.04**
3/8" female/male brass joint	**17.114.05**	-
1/2" female/male brass joint	**17.114.06**	-
3/4" female/male brass joint	-	**17.116.06**
1/2" T brass joint for connection to accumulator tanks, boilers, etc.	**17.114.07**	**17.116.17**
3/4" T brass joint for connection to accumulator tanks, boilers, etc.	-	**17.116.18**
1/2" female/female brass elbow	**17.114.24**	-
3/4" female/female brass elbow	-	**17.116.24**
1/2" female/male brass elbow	**17.114.25**	-
3/4" female/male brass elbow	-	**17.116.25**
22x15-mm male/female reduction	-	**17.116.29**
22x15x22-mm reduced T	-	**17.116.31**
Male/female manifold with two 22x15x15x22 derivations, openable at the end	-	**17.116.33**
Male/female manifold with three 22x15x15x22 derivations, openable at the end	-	**17.116.35**
22x22x15-mm reduced T	-	**17.116.37**
Bush to fit into the tube, **NECESSARI to censure seal** (Ø15 = technopolymer; Ø22 = stainless steel)	**17.114.11**	**17.116.40**
Spare silicone O-ring	**17.114.17**	**17.116.43**
150-mm Ø curve with fastening screw	**17.114.19**	-
Shut-off valve	**17.115.20**	-

John Guest

◢ 17.114.03 - 17.116.03

◢ 17.114.02 - 17.116.02

◢ 17.114.01 - 17.116.01

◢ 17.114.07 - 17.116.17

◢ 17.114.05

◢ 17.114.04

◢ 17.114.19

◢ 17.114.17 - 17.116.43

◢ 17.114.11 - 17.116.40

◢ 17.116.33

◢ 17.114.25 - 17.116.25

◢ 17.114.24 - 17.116.24

◢ 17.116.35

◢ 17.116.31 - 17.116.37

◢ 17.116.29

◢ 17.114.26

◢ 17.115.20

Polyethylene tube

Very high impact resistance. Excellent resistance to chemical. Outstanding flexibility. Bend radius min. 120 mm.

blue	red	Ø mm	Pressure bar	Roll m
17.115.09	**17.115.10**	15	7	100
17.117.09	**17.117.10**	22	7.5	50

15-mm Ø quick-release couplings for WHALE hydraulic systems

Main features: exclusive "double seam" design that ensures a secure coupling even under sudden pressure changes, fitted with coupling close to the pipe elbows; does not require a safety clip, thus saveing costs and installation time; pipe control marking to ensure a correct coupling; easy to use, does not require expert users for the installation; can be fixed and released without tools or replacement parts; maximum pressure at 20° 12 BAR / maximum pressure at 65° 6 BAR. **Suitable for 15-mm Ø pipes.**

WHALE T-joint

Code 17.815.02

WHALE elbow

Code 17.815.03

WHALE straight fitting

Code 17.815.04

WHALE BSP 1/2" male adapter

Code 17.815.14

WHALE T-fitting

Code 17.815.21
This joint coupled together can turn into a clarinet with adjustable outflow.

WHALE fused elbow

Code 17.815.22

WHALE BSP 1/2" male adapter

Code 17.815.32

WHALE BSP 1/2" female adapter (brass)

Code 17.815.33

WHALE shut-off valve (brass)

Code 17.815.75

WHALE 3/8" BSP male adapter

Code 17.815.83

WHALE adaptor size 3/8 BSP female (plastic)

Code 17.815.39

WHALE adaptor size 3/4" BSP female

Code 17.815.40

WHALE cylindrical joint + male ½ BSP

Code 17.815.87

WHALE Cylindrical joint for 12-mm hose

Code 17.815.84

WHALE cylindrical joint for flexible pipe size 16 mm

Code 17.815.97

WHALE cylindrical joint for flexible pipe size 20 mm

Code 17.815.93

WHALE cylindrical elbow joint for flexible pipe size 20 mm

Code 17.815.92

WHALE shut-off valve

Code 17.815.74

WHALE elbow with thread size ½ BSP female

Code 17.815.31

WHALE brass plug

Code 17.815.08

WHALE plug

Code 17.815.46

WHALE check valve

Code 17.815.82

WHALE cold water pipe

Code	tube in mm	Colour	Roll m
17.815.52	15	Blue	50

WHALE hot water pipe

Code	tube in mm	Colour	Roll m
17.815.54	15	Red	50

Stainless steel braided pipe suitable for water heating connections

Code	Length cm	Thread	
		No. and type	Fittings
50.289.56	45	1 (male) + 1 (female)	1/2"

Swivelling and foldable taps

Slide series

Made of chromed brass. It can be mounted inside the sink for a flat design countertop.

Code	Function	Knob	Hose adaptor
17.046.02	Cold water	Italy	3/8" male
17.046.03	Cold water	Italy	3/8" male
17.047.02	Hot + cold water	Italy	2 x 3/8" male

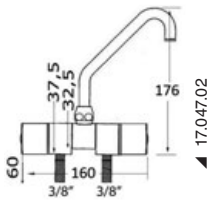

17.047.02

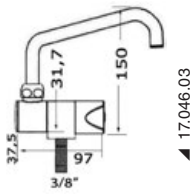

17.046.03

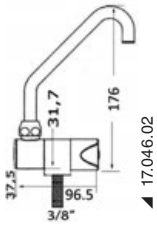

17.046.02

Style Series Black Tap

Series of foldable mixers with black chrome plating.
Unlike simple painting, chrome plating ensures extreme quality and resistance to impacts and/or scratches.
They can be mounted inside the sink to have a completely smooth surface.

Code	Function	Cartridge
17.076.20	Cold water	Ceramic
17.076.22	Hot + cold water	Ceramic
17.079.05	Hot + cold water	Ceramic

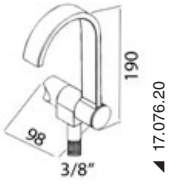

17.076.20

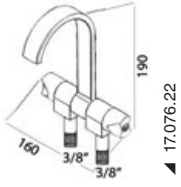

17.076.22

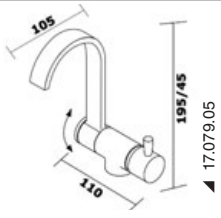

17.079.05

Style series

Made of chromed brass. It can be mounted inside the sink for a flat design countertop.

Code	Function	Knob	Hose adaptor
17.046.20	Cold water	Italy	3/8" male
17.046.22	Hot + cold water	Italy	2 x 3/8" male

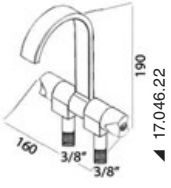

17.046.22

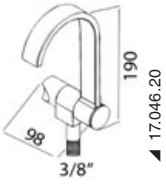

17.046.20

Slim series

Made of chromed brass. It can be mounted inside the sink for a flat design countertop.

Code	Function	Knob	Mixer in	Hose adaptor
17.046.06	Cold water	Slim	-	3/8" male
17.049.06	Hot/cold water mixer	Slim	Ceramic	-
17.049.05	Hot/cold water mixer	Slim	Ceramic	-

17.049.05/06

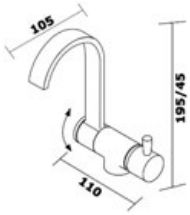

17.049.05

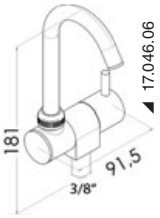

17.046.06

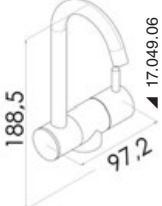

17.049.06

OSCULATI

Wheel double-connection series

Made of chromed brass. It can be mounted inside the sink for a flat design countertop.

Code	Function	Knob	Mixer in
17.049.10	Hot/cold water mixer	Slim	Ceramic

OSCULATI



Star series tap

Made of chromed brass. It can be mounted inside the sink for a flat design countertop.

Code	Function	Knob	Mixer in
17.049.00	Hot/cold water mixer	Star	Ceramic

OSCULATI

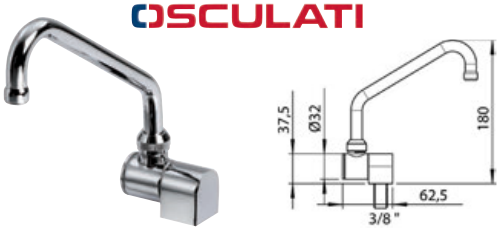

Folding spout with flow restrictor

Rotating and folding chromed brass spout. It can be mounted inside the sink for a flat design countertop.

Code	Function	Knob	Hose adaptor
17.046.40	Cold water	no	3/8" male

Shower series

Ideal for indoor/outdoor showers, fitted with 3 x lower connection hoses made of stainless steel sheath.

Code	Function	Handle	Base Ø mm	Over-hang mm	Mounting neck
17.048.00	Hot/cold water mixer	Round	42	45	32-mm Ø + 37-mm long
17.051.00	Hot/cold water mixer	T	42	45	32-mm Ø + 37-mm long
17.051.01	Hot/cold water mixer	Oval	42	45	32-mm Ø + 37-mm long
17.051.06	Hot/cold water mixer	Slim	42	45	32-mm Ø + 37-mm long

Taps and showers

Swivelling spout taps made in chromed brass

Code	Type	Height mm	3/8" hose holder OPTIONAL
17.935.00	Hot/cold	210	17.199.XX
17.940.00	Cold, only	210	17.199.XX

Whale®

WHALE Elegance shower taps

Ideal for installation in confined spaces. 1/2" inlet. The retractable version, with a 1.7 m tube, allows for a functional and attractively designed shower. Easy installation. 1/2" connections.

Code	Type	Version	Base mm	Optional wall mount	Replacement shower head only	Upgrade kit white sink and shower taps
17.030.03	long pull-out neck	Cold, only	115x55	17.030.12	17.030.99	17.030.98
17.030.04	long pull-out neck	Hot/cold	171x62	17.030.12	17.030.99	17.030.98
17.030.00	short neck	Cold, only	113x55	-	-	17.030.98
17.030.01	short neck	Hot/cold	164x55	-	-	17.030.98

Spout for sinks

Code	Description
17.288.80	Telescopic spout made of aluminium and nylon for sinks, etc.

Shower taps

Made of **white ABS**, fitted with **chromed brass** 45° bend, **chromed brass and nylon** base sunk bracket and white **polyester** reinforced hose. The water comes out by pushing the spring button; continuous jet flow by lifting the button without holding down the button. Ideal for **small** boats or for **external sinks**.

Code	With tube m	Terminal
17.258.01	1.50	3/8" F
17.258.02	2.50	3/8" F

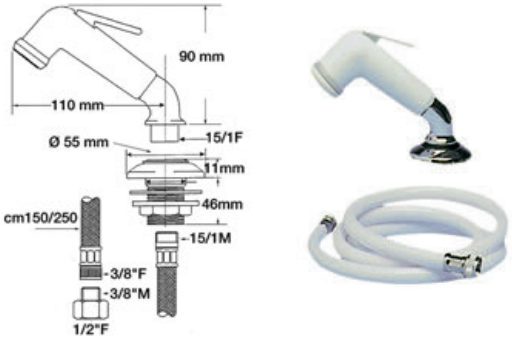

Mixer tap "hot/cold water" with shower tap

In **chrome-plated brass with pull-out** shower, swivel with variable jet.
Modern styled line with white shower.
Extremely meticulous finish.

Code	Overhang mm	Height mm	Shower hose from m
17.336.00	180	150	1.50

Single-outlet mixer

Made of chromed brass. Fitted with swivelling spout and hot/cold water mixer.

Code	Vertical protrusion mm	Arm mm
17.335.00	200	160

Shower heads, shower rails and accessories

Made of chromed brass. It comes with all the accessories needed for installation.

Code	Model	Sliding height cm	Length of the tube cm	Finish	Soap holder	Ø showerhead mm
17.669.00	WASH	60	150	Chromed	Yes	83
17.669.05	YUMA	60	150	Chromed	Yes	-

Wall swivelling support

Code	For the shower	Material
17.019.02	17.019.00	Chromed ABS



3/8" to 1/2" adaptors for shower hoses

Code	⟷	For showers
15.252.00	From 3/8" to 1/2"	15.242.00; 15.242.01; 15.244.00; 15.244.01; 15.254.01; 15.256.00; 15.256.01; 15.251.00; 15.240.01; 15.240.02; 15.240.20; 15.240.21; 15.240.30; 15.240.31; 15.240.33; 15.240.34

Square short mixer for toilet sink

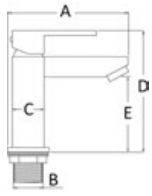

Square series ceramic mixer. Made of chromed brass and fit with ceramic cartridge.

Code	A mm	B mm	C mm	D mm	E mm
17.004.01	122	M32x1,5	35	168	110

Square tall mixer for toilet sink (for projecting sinks)

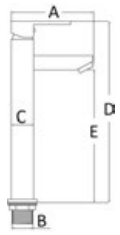

Square series ceramic mixer. Made of chromed brass and fit with ceramic cartridge.

Code	A mm	B mm	C mm	D mm	E mm
17.004.02	126	M32x1,5	35	278	200

Jessy mixer with ceramic cartridge for washbasins

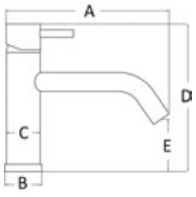

Chromed brass mixer.

Code	A mm	Ø B mm	Ø C mm	D mm	E mm
17.003.00	140	35	32	140	50

Jessy mixer with ceramic cartridge for washbasins, tall version

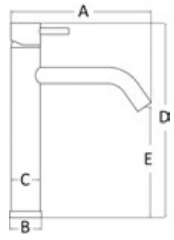

Chromed brass mixer. Suitable for projecting sinks on flat surfaces.

Code	A mm	Ø B mm	Ø C mm	D mm	E mm
17.003.01	140	35	32	215	122

Kitchen tap with Jessy spray

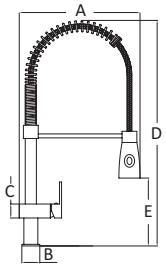

Jessy series tap, ceramic mixer. Manufactured in chrome-plated brass with ceramic cartridge.

Code	A mm	B mm	C mm	D mm	E mm
17.003.02	250	47	32.5	560	170

Diana swivelling mixer with ceramic cartridge and removable two-jet shower

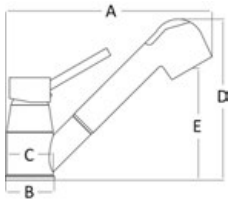

Chromed brass mixer. With 150-cm hose.

Code	A mm	Ø B mm	C mm	D mm	E mm
17.006.00	220	52	50	180	120

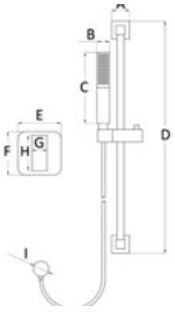

Square shower rail (single-control rail)

Square series ceramic mixer. Made of chromed brass and fit with ceramic cartridge.

Code	A mm	B mm	C mm	D mm	E mm	F mm	G mm	H mm	Ø I mm
17.004.06	50	35	200	650	120	120	42	98	35

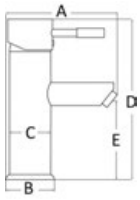

Diana mixer with ceramic cartridge for toilet sinks.

Chromed brass mixer.

Code	A mm	Ø B mm	Ø C mm	D mm	E mm
17.009.01	145	55	45	190	85

Diana mixer with ceramic cartridge

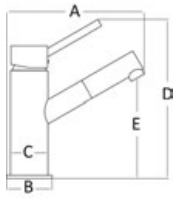

For toilet sinks. Chromed brass mixer.

Code	A mm	Ø B mm	Ø C mm	D mm	E mm
17.007.00	165	55	45	180	90

Diana sink mixer with ceramic cartridge for high column toilet sinks

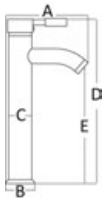

Chromed brass mixer. Suitable for projecting sinks on flat surfaces.

Code	A mm	Ø B mm	Ø C mm	D mm	E mm
17.009.00	145	52	45	300	205

Diana swivelling mixer with ceramic cartridge

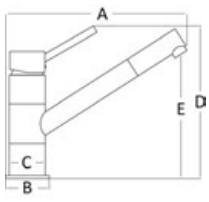

Chromed brass mixer. Adjustable jet and long neck, suitable for kitchen sinks

Code	A mm	Ø B mm	Ø C mm	D mm	E mm
17.005.00	225	55	45	180	125

Ceramic Swivelling mixer unit for kitchen sinks

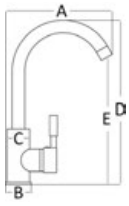

Chromed brass mixer.

Code	A mm	Ø B mm	Ø C mm	D mm	E mm
17.008.00	205	47	41	300	250

Olivia mixer

Single-control mixer with ceramic valve and swivelling spout.

Code	A mm	B mm	C mm	Suitable for
17.017.00	120	220	40	kitchen sinks
17.018.00	80	170	40	Bathroom sink

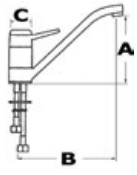

◢ 17.017.00

◢ 17.018.00

Olivia single-control combined mixer + removable shower

Fitted with flexible hose size 120 cm; **double jet**: shower tap.

Code	A mm	C mm	Suitable for
17.019.00	120	40	kitchen/bathrooms



Olivia single-control chromed mixer + removable chromed shower

Flexible **chromed brass** hose size 1,2 metres; shower fitted with double jet for sink/shower use.

Code	Single-lever mixer Ø mm	Total height mm	Shower height mm	Overhang mm
17.016.00	40	110	160	175

Olivia built-in mixer

Made of chromed brass, designed for bulkhead mounting.

Code	Neck Ø mm	Suitable for	Threaded fittings	Inner size mm
17.014.00	42	shower head	1/2" F	72

Olivia single-control mixer

Code	Material	Suitable for	Ø mm	Height mm
17.015.00	Chromed brass	Shower Control	45	110

Push button tap

Made of brass.

Code	Thread
17.400.03	3/8"

Engine raw water strainers

OSCULATI



Aquanet cooling water filter

Technopolymer case with transparent screw cap. **Stainless steel** pull-out filtering unit. With snap support for easy removal.

Code	Flow l/min	Hose adaptor	⟷ mm
17.652.08	150	13 mm (1/2") - 19 mm (3/4") - 25 mm (1")	Ø 121 x 172 h

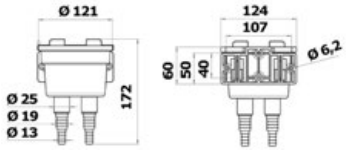

OSCULATI

Aquanet XL cooling water strainer

Technopolymer housing with transparent screw lid
Removable stainless steel filter element
The filter is fit with a snap support for easy removal.

Code	Flow l/min	Hose adaptor	⟷ mm
17.652.10	300	1"1/4 - 1"1/2 (31/38 mm)	173 Ø x 211 h

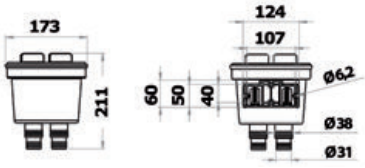

OSCULATI

PLUS Aquanet cooling water strainer

Technopolymer body and clear polycarbonate screw plug. Stainless steel pull-out filtering element.
Rotating stainless steel brackets for bulkhead mounting.

Code	Max flow ratel/min	Hoseholder A	⟷ mm
17.647.01	200	1" 1/2	301x191
17.647.02	350	2"	301x191
17.647.03	550	2" 1/2	301x191

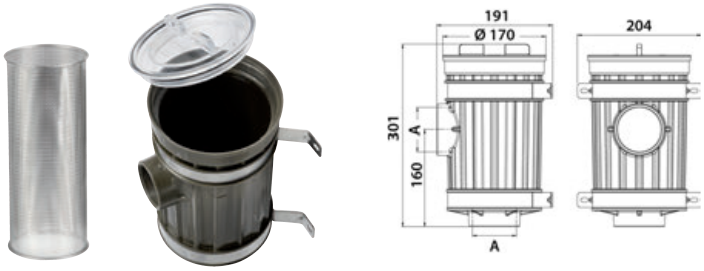

New — Nickel-plated brass water purification filter for engine cooling

Filter for mounting on engine intake.
Made of **nickel-plated brass** with **stainless steel** mesh filtering element and screw cover in **polycarbonate**.
Cover with octagonal winch key for easy opening is included.

Code	Ø Nozzles G mm	⟷ mm		
		L	H	H1
17.641.00	3/4"	190	144	96
17.641.01	1"	190	144	96
17.641.02	1"1/4	218	194	143
17.641.03	1"1/2	218	194	143

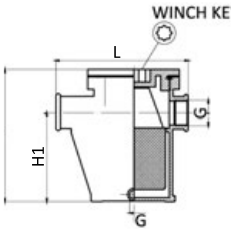

17.641.06 *Spare polycarbonate cover + seal for filters 17.641.00/01*
17.641.07 *Spare polycarbonate cover + seal for filters 17.641.02/03*
17.641.08 *Stainless steel spare basket for filters 17.641.00/01*
17.641.09 *Stainless steel spare basket for filters 17.641.02/03*

Utility water filter

OSCULATI

Air filter water separator, made of **black Moplen** with Makralon transparent cover and nylon capillary filter; for mounting on engine intakes, made in accordance with **RINA** standards; easy inspection.

Code	Flow rate l/min	Thread from
17.652.01	150	3/4"
17.652.02	300	1"1/2

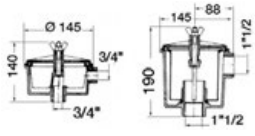

Water purification filter in nickel-plated brass

Cup model with a side mouth and one at the bottom. In **nickel-plated brass** with internal filter element in **stainless steel** and transparent screw lid in **polycarbonate**. Rotating support band in **stainless steel**. The octagonal "winch" key for easy opening of the lid is included.

Code	A mm	H mm	Ø nozzles G
17.649.02	75	100	1/2"
17.649.03	75	100	3/4"

17.649.08 *Replacement polycarbonate cover + seal*
17.649.09 *Stainless steel replacement basket*

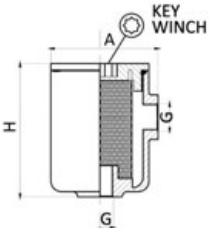

GUIDI water purification filter Mediterranean series

GUIDI since1968

Made of **nickel plated brass** and polycarbonate disc. To be fitted onto the motor water intake.
Easy to inspect. Made in compliance with **RINA** standards, 11/447/88 DIP certification.

Code	Ø Nozzles G mm	⟷ mm			Flow rate l/h		⟷ mm
		L	H	H1	0.1 bar	1 bar	
17.654.00	3/8"	122	117	82	1400	4300	140 h. x 110 Ø
17.654.01	1/2"	122	117	82	2400	7500	140 h. x 110 Ø
17.654.02	3/4"	169	151	106	3800	12000	160 h. x 146 Ø
17.654.03	1"	169	151	106	5700	17900	160 h. x 146 Ø
17.654.04	1" 1/4	184	176	122	8800	27700	215 h. x 170 Ø
17.654.05	1" 1/2	202	193	135	12800	40600	215 h. x 170 Ø
17.654.06	2"	242	216	149	19900	63000	235 h. x 188 Ø
17.654.07	2" 1/2	260	284	210	33900	107300	280 h. x 230 Ø
17.654.08	3"	309	292	205	50000	166730	315 h. x 230 Ø
17.654.09	4"	340	355	256	103000	326000	410 h. x 220 Ø

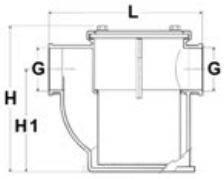

GUIDI since1968

GUIDI series Ionio water strainer

Made of nickel-plated bronze with polycarbonate cover. Cup model fitted with side outlet and one on the bottom. Strainer made of AISI316 stainless steel and neoprene seals.
Filter element in AISI 316L stainless steel and neoprene seals.

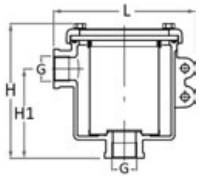

Code	Ø nozzles G	L mm	H mm	H1 mm	Flow rate l/h	
					0.1 bar	1 bar
17.648.01	3/4"	151	145	94	4650	14900
17.648.02	1"	151	145	94	7950	25500
17.648.03	1" 1/4"	167	168	106	12100	38200
17.648.04	1" 1/2"	180	178	111	19100	61250
17.648.05	2"	213	215	135	30000	96200

OSCULATI

Water cooling engine filters

AISI 316

Completely in **stainless steel AISI 316**. Inspection cover in **transparent material**.

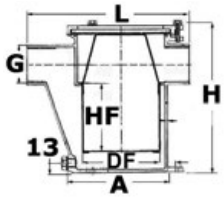

Code	Ø nozzles G	⟷ mm				
		L	A	DF	HF	H
17.653.02	3/4"	180	123	86	70	142
17.653.03	1"	180	123	86	70	142
17.653.04	1" 1/4	200	143	105	100	200
17.653.05	1" 1/2	200	143	105	100	200
17.653.06	2"	200	160	125	115	220

GUIDI since1968

New

316 stainless steel basket for GUIDI Mediterraneo water strainer.

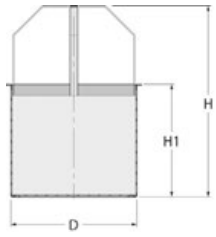

Code	G Nozzles-Ø	D mm	H mm	H1 mm	For strainer
17.645.00	3/8" - 1/2"	57	117	82	17.654.00 / 17.654.01
17.645.01	3/4" - 1"	87	121	77	17.654.02 / 17.654.03
17.645.02	1"1/4	98	148	95	17.654.04
17.645.03	1"1/2	105	161	100	17.654.05
17.645.04	2"	124	179	108	17.654.06
17.645.05	2"1/2	124	246	175	17.654.07
17.645.06	3"	165	256	151	17.654.08

GUIDI since1968

New

316 stainless steel spare baskets for GUIDI Ionio water strainers.

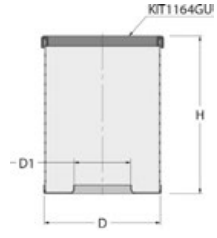

Code	G Nozzles-Ø	D mm	D1 mm	H mm	For strainer
17.646.00	3/4" - 1"	74	36	100	17.648.01 / 17.648.02
17.646.01	1"1/4	87	40	123	17.648.03
17.646.02	1"1/2	98	54	131	17.648.04
17.646.03	2"	124	64	160	17.648.05

Taps, deviators and bulkhead pass-through for fuel

Fuel connection

It enables the fuel to flow throug the tank-cockpit bulkhead.

Code	Hose adaptor mm	Material
17.301.01	10	Brass

Hose-to-hose fuel tap

Ball bearing mechanism with nylon lever.

Code	Material	Internal passage from mm	Included
17.404.00	Chromed brass	8	2 brass barber 1/4"x10 mm

Fuel tap

Sphere movement, **RINA** type-approved; **remote control** bracket. Supplied with wall supports and two hose adaptors size 1/4"x10 mm, the bracket can be mounted along the piping or without a bracket it can be mounted directly onto the tank.

Code	Material	Internal passage from mm	Included	Optional control cable
17.405.00	Chromed brass	8	2 brass barber 1/4"x10 mm	**17.450.90**

3-way fuel valve

Fitted with **two-hole flange** for mounting, suitable for connecting two tanks into a single pipe.

Code	Material	Thread	Hose adaptor
17.302.03	casted brass	1/4" NPT	**17.198.02** 10
17.305.03	casted brass	3/8" NPT	**17.305.04** 12/15

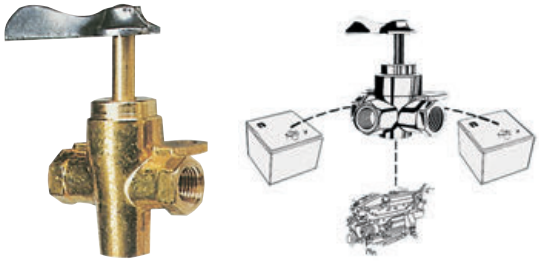

Fuel shut-off valve, fitted with 180° spring swivelling lever

Code	Can be operated with	Material	Connection from
17.400.00	17.450.90 cable	Brass	3/8"
17.400.01	17.450.90 cable	Brass	1/2"



Fuel tap with housing

3-way fuel valve to connect 2 tanks to one engine. Three positions: tank 1 / tank 2 / closed
With advanced closure.

Code	Type of compartment	Thread	Ø External mm	Ø Hole mm	Rear projection mm
17.303.51	Classic EVO	1/4"	95x95	69	95
17.303.52	Classic EVO	3/8"	95x95	69	95

OSCULATI

Remote flexible control

Designed to control the starter, to close the petrol taps and operate the fire extinguishers. Eltex sheath, 316 stainless steel 5.5-mm internal thread, 1.5-mm Ø, brass terminals. Equipped with a special self-tapping terminal that enables to cut the flexible pipe as required and then join it with the terminal.

Code	Length m
17.450.90	6
17.450.91	10



Bracket for flexible remote control 17.450.90/91

Code **17.450.30**
Made of stainless steel, with oval bores.

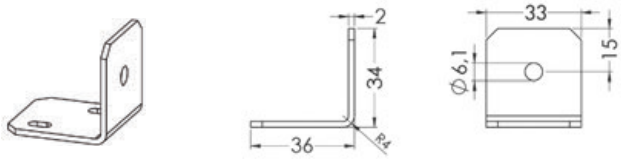

White ABS compartment

Suitable for housing flexible controls 17.450.90/91 or similar types for emergency cutouts or for activating fire extinguishers.

Code	Type of compartment	Version	External Ø mm	Bore Ø mm
17.452.93	New Edge	With Fire Extinguisher graphic	87x94	69
17.452.94	New Edge	With Fuel Stop sign	87x94	69
17.452.55	Classic EVO (with new closure)	With Fire Extinguisher graphic	95	69
17.452.56	Classic EVO (with new closure)	With Fuel Stop sign	95	69

17.452.56

17.452.55

17.452.94

17.452.93

Flush-mount compartment

To house flexible control 17.450.90. To intercept the emergency control.

Code	Version	Material	To be paired with the cable	External Ø mm	Bore Ø mm
17.450.95	With Fuel Stop sign	White ABS	**17.450.90**	89	65
17.450.96	FIRE EXTINGUISHER writing	White ABS	**17.450.90**	89	65



17.450.95

17.450.96

Fire ports

OSCULATI

Fire Ports

Made in accordance with Directive 2013/53/UE in compliance with ISO 9094-2 standards. Designed to access the engine box with an extinguisher without opening the box. Hole closed with a watertight PVC breakable flap.

17.680.01

17.680.00

Code	External Ø mm	Hole mm	Fixing collar
17.680.00	68	45	White plastic
17.680.01	68	45	Polished stainless steel

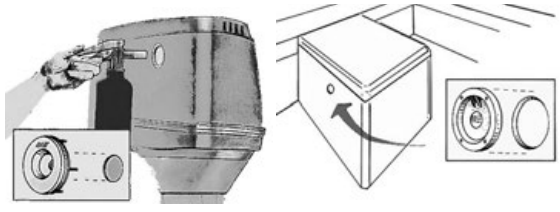

Fire Port with hose adaptor

For wall or floor mounting. It can be connected to the engine box or tank room with a pipe. It activates by applying pressure to the PVC diaphragm.; it can be refitted without spare parts after use.

Code	Version	⟷ mm			
		A	C	D Ø hoseholder	E
17.681.01	elbow 90°	70	50	38	80
17.681.02	straight	70	50	32/38	120 (pipe 32 mm) - 90 (pipe 38 mm)

17.681.02

17.681.01

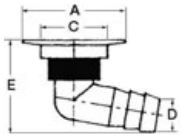

Electrovalves

Electro-valve

OSCULATI

Made in compliance with Directive EMC 2014/30/EU (EN 6100-6-3:2007+A1:2011). It enables the electrically-operated control to intercept fuel delivery from a remote position. Also fitted with manual control.
Complete with nipples for rubber hose 8/10 mm, fitting for copper pipe 10 mm and mounting plate with bolts. IP65.

Code	Material	Power V	Maximum capacity l/h	At constant pressure l/h
17.403.00	Brass	12	200	100
17.403.01	Brass	24	200	100

Electro-valve for fuel

OSCULATI

Allows remote interception of fuel dispensing with electronic control
Equipped with a manual emergency control.

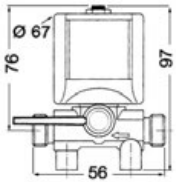

Code	Material	Power V	Maximum capacity l/h	At constant pressure l/h	Hose adaptor	g
17.401.12	Brass	12	800	400	1/2"	570
17.401.24	Brass	24	800	400	1/2"	570

PAOMAR electro-valve

OSCULATI

Compliant with Directive 2013/53/EU (ISO 8846 MARINE - EN 28846) for fuel interception, **patented** PAOMAR. Technical Data
1)Remote electric control with emergency manual handle.
2) Flow rate **600 litres/hour** at 0.2 bar, thus suitable for any engine (even with modest displacement, as they require 3-4 times the fuel consumed at standard operation during acceleration).
3) Non-contact fuel control mechanism. 100% seal guaranteed even after years of use, with no "O Rings" or sliding elements.
4) Equipped with new universal 12/24 volt connector with power-saving electronic circuit.
5) Operation indicator LED.
6) Protection against polarity reversal.
7) Electronic circuit with holding impulse, which ensures operation in case of accidental release of the solenoid valve.
8) Ability to mount various types of fittings, complete with stainless steel bracket for installation in various positions.

Code	Power V	Fitting for copper pipe 8x10 mm	Fitting for copper pipe 10x12 mm	Rubber hose fitting 10x21 mm
17.402.12	12	**17.408.04**	**17.402.51**	**17.402.60**
17.402.24	24	**17.408.04**	**17.402.51**	**17.402.60**

Petrol and diesel fuel filters

Plastic transparent filters

Suitable for both petrol (E5 - E10 - E15) and diesel.

Code	Type	Max. flow rate l/h	Hose adaptor mm
17.658.00	small	50	6 - 8
17.658.01	Large	150	8 - 10

Petrol filter for flush mounting on pipeworks

Body made of **chromed zamak and clear shatter-proof glass**; the user can see the fuel and any possible filter saturations; removable, fitted with replaceable refill filter; includes 3 hose adaptors sizes 6/8/10, designed to fit into any type of piping.

Code	⟷ mm	3 spare refill
17.665.00	28x85	17.665.01

Purifying filter for diesel fuel with clear tray

Made of die-cast aluminium, with clear polycarbonate tray and bottom drain screw.

Code	Flow rate l/h		Filter in washable stainless steel mesh	⟷ mm	Over-hang mm	Hose holder MB	Hose adaptor	Spare cartridge
	maximum	optimal						
17.639.00	400	130	200 micron	150x80	65	14	**17.660.02; 17.660.03; 17.638.02; 17.638.03**	**17.639.01**

Fuel filter with clear glass tray

With easily removable tray for filter cartridge replacement.
Particularly suitable for outboard engines.

Code	Version	OPTIONAL fittings	Flow rate l/h		⟷ mm	Spare cartridge
			optimal	max		
17.656.00	With 200-micron S.S. filtering cartridge, washable	**17.660.02; 17.660.03; 17.638.02; 17.638.03**	50	250	110x75x60 (compact)	**17.656.01** stainless steel
17.656.05	With 12-micron paper filtering cartdrige	**17.660.02; 17.660.03; 17.638.02; 17.638.03**	20	150	**110x75x60** (compact)	17.656.07 chart

Purifying filter for diesel fuel, made of die-cast aluminium

Fitted with interchangeable cartridge, maximum capacity of 65 l/hour, lower unblocking, filtering level of 12 micron.

Code	Flow rate l/h	Maximum external dimension mm	Thread MB	Spare cartridge	Lower cup in	OPTIONAL fittings
17.661.15	65	160x100x92	14	**17.666.10**	Glass to see possible residues of water or other materials	**17.660.02; 17.660.03; 17.638.02; 17.638.03**

Purifying filter for diesel fuel

Made of die-cast aluminium; fitted with hand pump for filling the circuit (5 threaded holes + 3 plugs).

Code	Flow rate l/h	Maximum external dimension mm	Thread MB	OPTIONAL fittings	Spare cartridge
17.842.10	65	160x100x92	14	**17.660.02; 17.660.03; 17.638.02; 17.638.03**	**17.666.10**

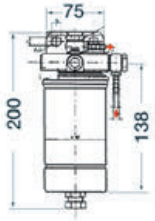

12-micron paper filter for diesel fuel

Made of die-cast aluminium; fitted with separator cartridge (screwed in); bottom drain screw.

Code	Max. flow rate l/h	Filtration grade	Thread MB	Maximum external dimension mm	OPTIONAL fittings	Spare cartridge
17.638.00	80	12 micron	14	200x113x91	**17.660.02; 17.660.03; 17.638.02; 17.638.03**	**17.638.01**

Water-fuel filter/separator

Made of anodized aluminium, with transparent container that can be taken off to clean it or to replace the filtering cartridge.

Code	Filter	Filtra-tion grade	Water drain screw	Flow rate l/h with pressure			Height mm	Ø cartridge mm	Hose holder included 11/16" UNC	Spare cartridge
				0.49 PSI	1.5 PSI	2.45 PSI				
17.661.40	petrol	10 micron	Yes	205	333	420	190	110	2 x 10 mm	**17.661.50**
17.661.60	Gasoil	25-mi-cron	Yes	205	333	420	190	110	2 x 10 mm	**17.661.70**

Diesel filter type CAV with water drain

OSCULATI

Water-fuel filter separator. Made in compliance with the ISO 10088 standard.
Aluminium head and water drain container.

Code	Type	Flow rate l/h		Thread MB mm	⟷ mm	Spare cartridge	OPTIONAL fittings
		optimal	max				
17.666.00	296	50	100	14	175x100	**17.666.10***	**17.660.02/03; 17.638.02/03**
17.666.01	396	60	130	14	220x100	**17.666.11**	**17.660.02/03; 17.638.02/03**

* *Equivalent Volvo 858201-3581078*

◢ 17.666.10

◢ 17.666.11

◢ 17.666.00

◢ 17.666.01

Filter + water/fuel separator with 10 micron cartridge

Composite technopolymer head, transparent tank with quick drain. Complete with hose holder (two 10 mm, two 8 mm). For outboard engines.

Code	Flow rate l/h with pressure			Total height mm	Overhang mm	Ø mm	Replacement cartridge 10 microns
	0.49 PSI	1.47 PSI	2.45PSI				
17.661.33	200	316	406	190	85	68	**17.661.34**

Universal water/fuel separator filter

OSCULATI

With aluminium support and standard cartridge. Fitted with conical, self-locking and self-sealing hose adaptors.

Code	Micron Cartridge	Suitable for	Water collection tray		Drain plug	Total height mm	Ø mm	Overhang mm	Flow rate l/h with pressure			Cartridge thread	Fittings included	Spare cartridge
			Material	Replacement					0.49 PSI	1.47 PSI	2.45 PSI			
17.664.00	10	petrol/ diesel	Clear polyamide	17.664.12	Black plastic	220	93	100	192	324	410	11/16"	2 x 10-mm Ø hose connectors	**17.664.10**
17.664.03	30	Diesel	Aluminium	-	Chromed brass	220	93	100	192	324	410	11/16"	2 x 10-mm Ø hose connectors	**17.664.11**

17.664.10 *Replacement RACOR S3213/Mercury/Mercruiser/Volvo/Yamaha/Suzuki/Sierra.*

◢ 17.664.00 Black plastic bleed cap

◢ 17.664.03 Drain plug in chromed brass

◢ 17.664.10

◢ 17.664.12

Racor equivalent spare cartridge

Code	Thread	Micron	Equivalence	Replacement tray
17.664.10	11"/16"-16	10	RACOR S 3213 (Volvo/Mercury 35-809097/Yamaha MAR-24563-00-00/Suzuki)	**17.664.12**
17.664.21	1"-14	10	RACOR S 3227 (Honda 17670-ZW1-801AH/Mercury 35-886638/Suzuki 99105-20005)	**17.664.12**

OSCULATI

10-micron gasoline/diesel filter with disposable cartridge

Fitted with conical, self-locking and self-sealing hose adaptor.

Code	Headrest	Height mm	Over-hang mm	Ø car-tridge mm	Cartridge thread	Flow rate l/h with pressure			Fittings 10 mm	Spare cartridge
						0.49 PSI	1.47 PSI	2.45 PSI		
17.660.40	Plastic	145	110	92	11/16"	182	315	404	INCLUDED	**17.660.45**
17.660.41	Aluminium	145	110	92	11/16"	182	315	404	INCLUDED	**17.660.45**

Equivalent Mercury 35-60494A4, 35-802893Q, 35-807172

◢ 17.660.45

OSCULATI

◢ 17.661.32

Petrol filter + water/fuel separator with 10 micron cartridge

Aluminium head, transparent tank, rapid drain system. Recommended for engines up to 200 HP - Equivalent to Yamaha 2W-114-00-00. Fitted with 8-mm hose adapter.

Code	Flow rate l/h with pressure			Total height mm	Over-hang mm	Ø mm	Replace-ment water collection tray	Car-tridge thread	Ø hoseholder mm INCLUDED	Replace-ment cartridge 10 microns
	0.49 PSI	1.47 PSI	2.45 PSI							
17.661.30	200	316	406	230	90	75	**17.661.32**	13/16"	2 x 8	**17.661.31**

Equivalent Yamaha MAR - MINIF - IL - TR

Water-fuel filter/separator

OSCULATI

Fitted with 10-micron high-capacity cartridge. Aluminium head. Universal size to fit any type of engine. Fitted with conical, self-locking and self-sealing hose adaptors, caps to close unused passages, and stainless steel clamps.

Code	Flow rate l/h with pressure			Micron Cartridge	Suitable for	Water collection tray		Drain plug	Total height mm	Ø mm	Overhang mm	Cartridge thread	Fittings included	Spare cartridge
	0.49 PSI	1.47 PSI	2.45 PSI			Material	Replace-ment							
17.661.35*	206	331	414	10	petrol/diesel	Aluminium	-	Chromed brass	280	92	110	11/16"	2 x 10-mm Ø hose connectors	**17.661.26**
17.661.24	206	331	414	10	petrol/diesel	Clear polyamide	**17.664.12**	Plastic	290	92	110	11/16"	2 x 10-mm Ø hose connectors	**17.661.26**
17.661.37	206	331	414	30	Diesel	Aluminium	-	Chromed brass	280	92	110	11/16"	2 x 10-mm Ø hose connectors	**17.661.28**

* *Equivalent Yamaha MAR - FUELF - IL - TR*

◢ 17.661.24 Black plastic vent cap

◢ 17.661.35/37 Chrome-plated brass vent cap

◢ 17.664.12

Purifying filter fitted with stainless steel 120 micro filtering element

Suitable for mid power motors; made in accordance with **RINA** standards, suitable for diesel or petrol.

Code	Fittings from	Maximum flow rate l/h (during acceleration)	Optimal pruning capacity l/h	⟷ mm	Spare cartridge
17.020.00	3/8"	460	240	100x100x235	**17.020.01**

Centrifugal water/fuel separator filter (diesel or petrol), 150 micron

Stainless steel filtering element. The centrifugal inflow separates the smallest particles providing an excellent filtration; universal size fits all motors; made with **RINA** type approved materials.

Code	Fittings	Flow rate l/h		Version	⟷ mm	Spare cartridge
		optimal	maximum			
17.021.00	3/8"	600	1200	Universal	180x140x320	**17.021.01**

Hose fitting

Universal for all Osculati's filters, thread 14 MB

Code	Material	for pipe Ø mm	Thread
17.660.02	Brass	hose connector 8	M 14 x 1.5 (14 MB)
17.660.03	Brass	hose connector 10	M 14 x 1.5 (14 MB)

Kit fitted with 2 swivelling brass joints + 2 hose adaptors + 4 cooper gaskets

Universal for all Osculati's filters, thread 14MB.

Code	Hose adaptor mm	Thread
17.638.02	8	M 14 x 1.5 (14 MB)
17.638.03	10	M 14 x 1.5 (14 MB)

GERTECH filter technology

GERTECH filter technology - Vortex series diesel filters

Water-diesel filters/separators. Aluminium body, technopolymer transparent part. Fitted with flame-retardant lower tray. Made in compliance with the ISO 10088 standard.

◢ 17.671.01

IMPROVED QUALITY

◢ 17.668.05

Code	Flow rate l/h		Thread for rubber holder	Hose adaptor	Filtration grade	Racor Matching	⟷ mm	Replace-ment cartridge 30 microns
	max	continu-ous						
17.671.01	230	180	3/8"	Not included	30 micron	2010 (500)	330x152x152	**17.668.05**

RACOR filters

RACOR filters

Water/fuel separators for diesel only. Sold with 10-micron cartridge, also available with 30-micron cartridge.

◢ 17.675.01

◢ 17.675.03

◢ 17.675.05

Code	Model	Flow rate l/h	Hose adaptor	⟷ mm	Spare cartridge	
					10 micron	30 micron
17.675.01	120 A	57	1/4"-18NPTF	81x81x165(h)	**17.675.23 (R12T)**	**17.675.22 (R12P)**
17.675.03	230 R	114	1/4"-18NPTF	99x102x230(h)	**17.675.25 (R20T)**	**17.675.24 (R20P)**
17.675.05	245 R	170	1/4"-18NPTF	99x102x267(h)	-	-

RACOR spare cartridges for fuel

◢ 17.675.20

Code	Orig. Ref.	Micron
17.675.20	S 3213	10
17.675.21	S 3227	10
17.675.23	R 12T	10
17.675.25	R 20T	10
17.675.22	R 12P	30
17.675.24	R 20P	30
17.675.26	R 24P	30

17.667.02/03

17.667.01

RACOR fuel diesel filters - Single version

They also serve as water/diesel separators with a filtration rate of 10 microns.
Complete with hose connector.

Code	Flow rate l/h		Type	Adapters INCLUDED	⟷ mm	kg
	max	continuous				
17.667.01	227	180	500MA	3/8''	292x147x122	2
17.667.02	341	270	900VMA10	3/4"	432x220x202	4.9
17.667.03	680	540	1000VMA10	3/4"	557x220x202	5.6

For hose connector see series 17.198.xx.

17.667.17 *Sensor for water alarm for 17.661.01 (Racor filter 500MA)*

RACOR filters - Double version with selection valve

Code	Hose adaptor	Flow rate l/h		Type	⟷ mm	kg
		max	continuous			
17.667.31	3/4"	1363	1080	751000VMA0	557x382x202	11.3

For hose adaptors see code 17.198.07; 17.198.08; 17.198.09

17.667.40 *Female-female fitting for hose adaptor. Order 2 pcs per filter.*

17.667.40

17.667.11

17.667.12

17.667.13

RACOR 100% metal filter - Single version

Suitable for both petrol and diesel engines. Also serve as water/fuel separators with a filtration grade of 10 microns. Marine UL certified.

Code	Flow rate l/h		Type	Adapters INCLUDED	⟷ mm	kg
	max	continuous				
17.667.11	227	180	500MAM	3/8"	292x147x122	1.8
17.667.12	341	270	900VMAM10	3/4"	422x220x202	5.4
17.667.13	680	540	1000VMAM10	3/4"	549x220x202	6.2

For hose connector see series 17.198.xx.

17.667.17 *Water alarm sensor for 17.667.11 (Racor 500MAM filter).*

RACOR 100% metal filter - Dual version with selection valve

Code	Hose adaptor	Flow rate l/h		Type	⟷ mm	kg
		max	continuous			
17.667.52	3/4"	1363	1080	751000VMAM10	549x382x200	12.4

For hose adaptors see code 17.198.07; 17.198.08; 17.198.09

17.667.40 *Female-female fitting for hose adaptor. Order 2 pcs per filter.*

RACOR genuine cartridges

30 micron	10 micron	For filters
17.667.21	**17.667.41**	500MA
17.667.22	**17.667.42**	900MA
17.667.23	**17.667.43**	1000MA

17.668.05

17.668.06

17.668.07

Replacement diesel filter cartridges SOLAS

Mod. solas	Corresponding				Version	Micron
	Racor	Dahl	Separ	Volvo		
17.668.01	2010 (500) up to 2003	PF 598	20110	861014	small	20
17.668.02	2040 (900) up to 2003	PF 589	20410	3825027	medium	20
17.668.03	2020 (1000) up to 2003	PF 590	20210	-	long	20
17.668.05	2010 (500) since 2004	-	-	-	-	30
17.668.06	2040 (900) since 2004	-	-	-	-	30
17.668.07	2020 (1000) since 2004	-	-	-	-	30

Oil, air and fuel engine filters

VOLVO oil/fuel oil/petrol/air filters

ENGINE	VENTING FILTER		OIL FILTER		FUEL FILTER		Air filter		IMPELLER	
	Ref. Osculati	OEM	Ref. Osculati	OEM	Ref. Osculati	OEM	Ref. Osculati	OEM	Ref. Osculati	OEM
VOLVO DIESEL										
MD 1/2/ 5/ 11	-	-	17.501.01	834337; 22057107	17.502.12; 17.502.01	829913; 3581078	-	-	16.194.02	3586496
MD 6/7	-	-	17.501.01	834337; 22057107	17.502.15	3825133; 21492771	-	-	16.194.02	3586496
MD 3/17	-	-	17.501.01	834337; 22057107	17.502.12; 17.502.13 with vent	829913	-	-	16.194.04	3593659
MD 21A/B; AQD 21A/B	-	-	17.501.04	3581621; 21549544	17.502.01	3581078	-	-	16.194.09	875575
MD/ TMD/ TAMD 22B/ C	-	-	17.501.06	3517857	17.502.05	3840335; 21624740	-	-	16.194.05	3862281; 877400
MD 30 A/B/D/AQ; TAMD 30A/B/D/AQ;TMD 30A/B/D/AQ; AQAD30A	17.503.00	876069	17.501.06	3517857	17.502.15	3825133; 21492771	-	-	16.194.06	3841697
AQAD 31A; AD31A/B/D/XD/P/L-A; MD 31A; TMD 31A/B/D/L-A; TAMD 31A/B/D/ P/L/M/S-A; KAD32A	17.503.00	876069	17.501.06	3517857	17.502.15	3825133; 21492771	17.498.02	21646645; 3582358	16.194.06	3841697
MD 40A; TMD 40A/B/C; TAMD 40A/B; AQD4 0A; AQAD 40A/B	17.503.00	876069	17.501.05	471034	17.502.05	3840335; 21624740	-	-	16.194.06	3841697
TMD 41/TAMD 41/AQD 41/AQAD 41	17.503.00	876069	17.501.05	471034	17.502.05	3840335; 21624740	17.498.01; 17.498.02; (new 41)	858488; 21646645; 3582358	16.194.06	3841697
KAD/KAMD 42/43/44/300	-	-	17.501.09	4785974; 423135	17.502.05	3840335; 21624740	17.498.03	876185	16.194.06	3841697
2001; 2002; 2003; 2003T	-	-	17.501.01	834337; 22057107	17.502.12; 17.502.01	829913; 3581078	-	-	16.194.02; 16.194.05 (200 3T)	3586496; 3562281
MD 2010/2020/2030/2040	-	-	17.501.24; 17.501.25	861473; 3840525	17.502.02; 17.502.01	861477; 3581078	-	-	16.194.01**; 16.194.04***; 16.194.57	3586494; 3593659; 3593573
D1-13; D1-20	-	-	17.501.24	861473	17.502.02	861477	-	-	16.194.04	35.936.59
D1-30; D2-40	-	-	17.501.25	3840525	17.502.02	861477	-	-	16.194.04	35.936.59
D2-50/55/60/75	-	-	17.501.25	3840525	17.502.02	861477	-	-	16.194.05	877400; 3862281
D3 YEAR 2009	-	-	17.501.20	8692305	17.502.13	8683212; 31261191; 860874	17.498.02	3582358; 21646645	16.194.27	21951352; 21213664
D3 YEAR 2010	-	-	17.501.26	30788490	17.502.17	2139810	-	-	16.194.27	21951352; 21213664
D4; D6	-	-	17.501.22; 17.501.23 (By Pass)	22030848; 3582733/ 22030852	17.502.04; 17.502.07	3583443; 21718912	17.498.04	3118541; 21702999	17.194.26 (D4); 17.194.57 (D6)	3588475; 3593573
TAMD 61A / 62A / 63L-A / 63P-A; TAMD 71A/B; TAMD 73P-A / 73WJ-A; TAMD 72P-A / 72WJ-A / 72A; TAMD 74A/ A-A/ A-B/ C-A/ C-B/ L-A/ L-B; TAMD 74P-A/ PB; TAMD 75P-A	17.503.00	876069	17.501.17	21549542; 3827069	17.502.15	3825133; 21492771	17.498.03	876185	16.194.08; 16.194.07; 16.194.24	875814; 21730344; 877066
TAMD 72P-A / 72WJA; TAMD 73L-A /63P-A; TAMD 74A/ A-A/ A-B/ C-A/ C-B/ LA/ 63P-A; TAMD 74A/ A-A/ A-B/ C-A/ C-B/ LA/ L-B; TAMD 74P-A/ P-B; TAMD 75P-A; TAMD 71A/B/ 73P-A/ 73WJ-A; TMD 121C/ 102A/ 122A; TAMD 121C / D/ 122C/ D; TAMD 103A-A/ A-A-AUX; TAMD 61A/62A /122A / 122P-A/ 122P-B	17.503.00	876069	17.501.18	847741	17.502.15	3825133; 21492771	17.498.03	876185	16.194.07; 16.194.08	21730344; 875736; 875814
VOLVO PETROL										
3.0 GLP-C/D/E/J	-	-	17.501.02	835440	-	-	-	-	16.194.27; 16.194.56	21213664; 21213660
3.0 GXI-J/XIC-J	-	-	17.501.02	835440	-	-	-	-	16.194.27	21213664
4.3 GL-J/JF; GXI-J/JF; OSI-J/JF	-	-	17.501.20	8692305	17.502.16; 17.502.18 (GXi,OSi)	3862228; 3847644	-	-	16.194.27	21213664
4.3 GXI-G/GF/OSI-G/GF	-	-	17.501.02	835440	17.502.16	3862228	-	-	16.194.27	21213664
4.3 GL-A/GL-B/GL-C/GL-D; AQ175A; AQ205A; 430A/B; 431A/B; 432A; 434A	-	-	17.501.03	841750	17.502.16	3862228	-	-	16.194.56	3862567; 21951348
5.0 GL-J/JF; GXI-J/JF; OSI-J/JF	-	-	17.501.20	8692305	17.502.16; 17.502.18 (GXi,OSi)	3862228; 3847644	-	-	16.194.27	21213664
5.0 GXI-G/GXI-GF/OSI-G/OSI-GF	-	-	17.501.02	835440	17.502.16	3862228	-	-	16.194.27	21213664
5.7 GI300-J/JF; 5.7 OSI-J/JF; 5.7GXI-J/JF; 5.7OSXI-J/JF	-	-	17.501.20	8692305	17.502.16	3862228	-	-	16.194.27	21213664
5.7 GI-F/GI-FF/GXI-G/GXI-GF; 5.7 OSI-E/ OSI-EF	-	-	17.501.02	835440	17.502.16	3862228	-	-	16.194.27	21213664
7.4 GI/GSI; DPX385	-	-	17.501.27	3850559	17.502.16	3862228	-	-	16.194.05	3862281
7.4 GL	-	-	17.501.27	3850559	17.502.16	3862228	-	-	16.194.17; 16.194.05	3854286****; 3862281*****
8.1 GI-J/JF/GXI-J/JF/OSI-J/JF	-	-	17.501.20	8692305	17.502.16	3862228	-	-	16.194.27	21213664
8.1 GI-H/HF/GXI-G/GF/OSI-D/DF	-	-	17.501.02	835440	17.502.18	3847644	-	-	16.194.27	21213664
8.2 GL	-	-	17.501.27	3850559	17.502.16	3862228	-	-	16.194.17	3854286
8.2 GSI; DPX415	-	-	17.501.27	3850559	17.502.16	3862228	-	-	16.194.56	21213660
500 A/B; 501 A/B	-	-	17.501.02	835440	17.502.06	855686	-	-	16.194.05	3862281

ENGINE	VENTING FILTER		OIL FILTER		FUEL FILTER		Air filter		IMPELLER	
	Ref. Osculati	OEM	Ref. Osculati	OEM	Ref. Osculati	OEM	Ref. Osculati	OEM	Ref. Osculati	OEM
570 A; 571 A; 572 A	-	-	17.501.02	835440	17.502.06	855686	-	-	16.194.67	876120
740 A/B	-	-	17.501.02	835440	17.502.06	855686	-	-	16.194.67	876120
AQ 95/100/110/115/120A/130	-	-	17.501.06	3517857	17.502.01	3581078	-	-	16.194.04	3593659
AQ 120B/140/145A/165/171	-	-	17.501.06	3517857	17.502.01	3581078	-	-	16.194.84	875575
AQ 120B/125A/B; AQ131A/B/C/D; 230A/B; BB140A; AQ140A; BB145A; AQ145A/B; AQ151A/B/C; 250B; BB145A; AQ 170A/B/C	-	-	17.501.06	3517857	17.502.01	3581078	-	-	16.194.84	875575
AQ 225B/C/D/E/F	-	-	17.501.02	835440	17.502.01	3581078	-	-	16.194.67	876120
AQ 231 A/B; BB231A	-	-	17.501.02	835440	17.502.01	3581078	-	-	16.194.05; 16.194.67 (H50)	3862281; 876120
AQ 255 A/B; AQ 260 A/B; BB 260 A/B/C	-	-	17.501.02	835440	17.502.01	3581078	-	-	16.194.05*; 16.194.67* (H50)	3862281; 876120
AQ 271/B/C/D; BB261/A	-	-	17.501.02	835440	17.502.06; 17.502.01	855686; 3581078	-	-	16.194.05; 16.194.67 (H50)	3862281; 876120
AQ 280A; AQ 290A	-	-	17.501.02	835440	17.502.01	3581078	-	-	16.194.05; 16.194.67 (H50)	3862281; 876120
AQ 311A/B	-	-	17.501.02	835440	17.502.06; 17.502.01	855686; 3581078	-	-	16.194.05; 16.194.67 (H50)	3862281; 876120
BB 115A/B/C; AQ 115A/B; AQ 130A/B/C/D	-	-	17.501.06	3517857	-	-	-	-	16.194.01	3586494
BB 225A/B/C	-	-	17.501.02	835440	17.502.06; 17.502.01	855686; 3581078	-	-	16.194.05; 16.194.67	3862281; 876120

** Except AQ255A; ** MD2010 SN 5101203008 / MD2020 SN 5101309052; *** MD 2010 SN 5101203009 / MD 2020 SN 5101309053; **** MD; ***** HU/NC/LK*

Oil filters for VOLVO Penta Diesel engines					Diesel fuel filters for VOLVO Penta engines					Oil filters for VOLVO Penta Petrol Engines					Gasoline filters for VOLVO Penta gasoline engines				
Code	OEM N.	Ø body A mm	H mm	External D mm	Code	OEM N.	Ø body A mm	H mm	External D mm	Code	OEM N.	Ø body A mm	H mm	Exter-nal D mm	Code	OEM N.	Ø body A mm	H mm	External D mm
17.501.01	834337; 22057107	76	58	77.3	**17.502.04**	3583443; 21718912	94	130	95.5	**17.501.06**	3517857	94	83	96	**17.502.16**	3862228	76	85	77.3
17.501.04	3581621; 21549544	76	97.5	77.3	**17.502.05**	3825133; 21492771; 466987	79.5	119	82	**17.501.02**	835440	90	96	91	**17.502.06**	855686	94	101	95.5
17.501.06	3517857	94	83	96	**17.502.12**	829913	-	-	-	**17.501.03**	841750	76	100	77.3	**17.502.18**	3847644	-	-	-
17.501.17	3827069; 21549542	76	88	77.3	**17.502.13**	31261191; 8683212; 860874	71	155	85	**-**	-	-	-	-	**-**	-	94	150	-
17.501.05	471034	108	130	110	**17.502.01**	3581078	85	72	87.5	**-**	-	-	-	-	**-**	-	-	-	-
17.501.09	4785974; 423135	94	168	96	**17.502.02**	861477	76	89	78	**-**	-	-	-	-	**-**	-	-	-	-
17.501.18	847741	108	180	110	**17.638.01**	21624740	83	133.5	85	**-**	-	-	-	-	**-**	-	-	-	-
17.501.20	8692305	64	126	64	**17.502.15**	3825133; 21492771; 466987	76	118	77.6	**-**	-	-	-	-	**-**	-	-	-	-
17.501.22	3582732; 22030848	94	202	96	**17.502.17**	21139810	94	120.5	96	**-**	-	-	-	-	**-**	-	-	-	-
17.501.23	3582733/ 22030852 (by pass)	94	202	96	**17.502.07**	21718912	30	147	-	**-**	-	-	-	-	**-**	-	-	-	-
17.501.24	861473	68	84	69.5	**-**	-	-	-	-	**-**	-	-	-	-	**-**	-	-	-	-
17.501.25	3840525	76	88	77.3	**-**	-	-	-	-	**-**	-	-	-	-	**-**	-	-	-	-
17.501.26	38788490	-	-	-	**-**	-	-	-	-	**-**	-	-	-	-	**-**	-	-	-	-
17.501.27	3850559	94	130	96	**-**	-	-	-	-	**-**	-	-	-	-	**-**	-	-	-	-

◢ 17.501.01/03/04; 17.502.05

◢ 17.501.02/06/17; 17.502.02/06/15/16

◢ 17.501.05/18/22/23

◢ 17.502.01

◢ 17.501.26

◢ 17.502.04

◢ 17.501.09

◢ 17.502.07

◢ 17.501.20

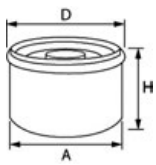

Maintenance kit for VOLVO diesel engines

Comprising: oil filter + fuel filter + water pump impeller

Code	OEM-N	Motor
17.600.01	877194	2001 / 2002 / 2003
17.600.02	21189380	MD2010C / 2020C / 2030A / 2030B / MD2030C / 2040A / 2040B / 2040C
17.600.03	877201	D30 / D31 / KAD32
17.600.04	877202	D40 / D41
17.600.05	877203	KAD / KADM 42,43,44,300
17.600.06	21189380	D1-13 / D1-20
17.600.07	21189422	D1-30 / D2-40
17.600.08	21189426	D250/55/60/75
17.600.09	21105842	D3 A-C (2009)
17.600.10	21759184	D3 D-H (2010)

17.600.01/09

17.600.02/06

17.600.03

17.600.04

17.600.10

17.600.05

17.600.07/08

YANMAR oil/diesel/air filters

ENGINE	OIL FILTER		FUEL FILTER		Air filter		IMPELLER	
	Ref. Osculati	OEM	Ref. Osculati	OEM	Ref. Osculati	OEM	Ref. Osculati	OEM
1 GM / GM10	17.504.10	119305-35151/35170	17.508.01	104500-55710	-	-	16.194.16	128176-42071
2GM20	17.504.10	119305-35151/35170	17.508.01	104500-55710	17.497.01	128270-12540	16.194.01	104211-42070
2GM20F	17.504.10	119305-35151/35170	17.508.01	104500-55710	17.497.01	128270-12540	16.194.13	128296-42070
2GM20YEU/FYEU	17.504.10	119305-35151/35170	17.508.01	104500-55710	17.497.01	128270-12540	-	128397-42200
QM20/30	17.501.08	124085-35111	17.508.01	104500-55710	-	-	16.194.13	124223-42092
3GM30	17.504.10	119305-35151/35170	17.508.01	104500-55710	17.497.01	128270-12540	16.194.01	104211-42070
3GM30YEU	17.504.10	119305-35151/35170	17.508.01	104500-55710	17.497.01	128270-12540	-	128397-42200
3GM30F	17.504.10	119305-35151/35170	17.508.01	104500-55710	17.497.01	128270-12540	16.194.13	128296-42070
3GM30FYEU	17.504.10	119305-35151/35170	17.508.01	104500-55710	17.497.01	128270-12540	-	128397-42200
3JH2E	17.504.10	119305-35151/35170	17.508.01	104500-55710	-	-	16.194.05	129470-42532
3JH2TE	17.504.10	119305-35151/35170	17.508.02	129470-55703	17.497.03	129470-12330	16.194.05	129470-42532
4JH SM3 BG3	17.501.11	129150-35150	17.508.02	129470-55703	-	-	16.194.05	129670-42531
4JHE/2E/2TE; 4JH2HTE; 2DTE-4JHDTE	17.501.12	129150-35153/35170	17.508.02	129470-55703	17.497.03	129470-12330	16.194.05	129470-42532
4JH2UTE	17.501.12	129150-35153/35170	-	129574-55711	17.497.03	129470-12330	16.194.05	129470-42532
3JH3E/EYEU	17.504.10	119305-35151/35170	17.508.02	129470-55703	-	-	16.194.05	129670-42531
4JH3E	17.501.12	129150-35153/35170	17.508.02	129470-55703	-	-	16.194.05	129670-42531
4JH3TE; 4JH3HTE/DTE	17.501.12	129150-35153/35170	-	129574-55711	17.497.03	129470-12330	16.194.05	129670-42531
4LHDTE/STE	17.501.13	127695-35150/35160	17.508.03	41650-502320	-	XN199611	16.194.06	120650-42310
4LHAHTE	17.501.13	127695-35150/35160	-	121857-55710	-	119195-18880	16.194.06	120650-42310
4LHADTE; 4LHASTE	17.501.13	127695-35150/35160	17.508.03	41650-502320	-	119195-18880	16.194.06	120650-42310
6LYUTE	-	11959335400	17.508.05	41650-502330	17.497.05	119593-18880	16.194.45	119593-42200
6LYSTE	-	119593-35100	17.508.05	41650-502330	17.497.05	119593-18880	16.194.45	119593-42200
6LYAUTE/ASTE	-	119593-35100	17.508.05	41650-502330	17.497.05	119593-18880	16.194.62	119574-42550/52
6LY2STE/3ETP	-	11959335400	17.508.05	41650-502330	17.497.05	119593-18880	16.194.62	119574-42550/52
6CXETE	17.501.13	127695-35150/35160	-	127695-55630	17.497.05	119593-18880	-	128620-42200
6CX530	17.501.13	127695-35150/35160	-	127677-55136	-	127692-18880	-	128628-42202
3JH4E/5E	17.504.10	119305-35151/35170	17.508.02	129470-55703	-	-	16.194.05	129670-42531
4JH5E/4AE	17.501.12	129150-35153/35170	-	119802-55801	-	-	16.194.05	129670-42531
4JH4E	17.501.12	129150-35153/35170	17.508.02	129470-55703	-	-	16.194.05	129670-42531
4JH4TE-HTE	17.501.12	129150-35153/35170	-	129757-55711	-	-	16.194.05	129670-42531
3YN30/N20/N15	17.504.10	119305-35151/35170	17.508.01	104500-55710	17.497.01	128270-12540	-	128397-42200

YANMAR oil/diesel/air filters

YANMAR engine oil filters					YANMAR engine fuel filters					YANMAR engine air filters				
Code	OEM N.	Ø body A mm	H mm	External D mm	Code	OEM N.	Ø body A mm	H mm	External D mm	Code	OEM N.	Ø body A mm	H mm	External D mm
17.504.10	119305-35151/35170	65	63	70	**17.508.01**	104500-55710	31	68	31	**17.497.01**	128270-12540	-	-	-
17.501.12	129150-35153/35170	80	73	82.6	**17.508.02**	129470-55703-55810	80	75	82	**17.497.03**	129470-12330	-	-	-
17.501.13	127695-35150/35160	94	175	96	**17.508.03**	41650-502320	72	90	72	**17.497.05**	119593-18880	-	-	-
17.501.11	129150-35150	90	80	91	**17.508.05**	41650-502330	91	140	91	**-**	-	-	-	-
17.501.08	124085-35111	80	100	82.6	**-**	-	-	-	-	**-**	-	-	-	-

17.508.05

17.508.01

17.508.03

17.497.05


17.497.03

17.508.02; 17.501.07/08/11/12

17.497.01

17.501.13/14/15

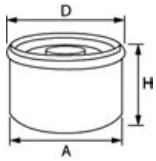

17.504.07

17.504.15

HONDA oil filters for 4-stroke outboards

Code	Motor	Engine/Ref. Orig.	HP	Ø body A mm	H mm	External D mm
17.504.10	HONDA	15400-PFB-014/004	8/60	68	65	70
17.504.12	HONDA	15400-RBA-F01	75/225	76	85	79
17.504.15	HONDA	15400-PLM-A01PE	75/225	68	86	70
17.504.07	HONDA	15400-PFB-007 15400-ZW4-003	25/50	65	65	67

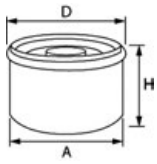

YAMAHA and SELVA oil filters for 4-stroke outboards

Code	Motor	Engine/Ref. Orig.	HP	Ø body A mm	H mm	External D mm
17.504.03	Yamaha and Selva	5GH-13440-30-00 5GH-13440-30-00	30/115	66	73	67

17.504.05

17.504.07

17.504.09

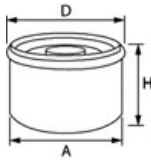

YAMAHA oil filters for 4-stroke outboards

Code	Motor	Engine/Ref. Orig.	HP	Ø body A mm	H mm	External D mm
17.504.05	Yamaha	5GH-13440-01-00 5GH-13440-03-00	150/250	74	85	77
17.504.07	Yamaha	5GH-13440-20-00 5GH-13440-50-00	9.9/70	65	65	67
17.504.09	Yamaha	N26-13440-00-00 N26-13440-02-00	225/350	74	97	77

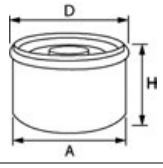

TOHATSU oil filters for 4-stroke outboards

Code	Motor	Engine/Ref. Orig.	Ø body A mm	H mm	External D mm
17.504.10	Tohatsu	3R-07615-0	68	65	70

17.504.05/20

17.504.10

17.504.15

17.504.17

17.504.19

17.504.21

MERCURY oil filters for 4-stroke outboards

Code	Motor	Engine/Ref. Orig.	HP	Ø body A mm	H mm	External D mm
17.504.05	Mercury	35-822626-Q15	225	74	85	77
17.504.10	Mercury	35-822626Q1,Q03	8/30	68	65	70
17.504.15	Mercury	35-822626Q1,Q04	25/30-40/60-75/115	68	86	70
17.504.17	Mercury	EFI 80/90/115 35-877761-Q01	80/115	94	85	95
17.504.19	Mercury	Verado 4 cyl. 35-877767-Q01	150/200	76	98	77
17.504.21	Mercury	Verado 6 cyl. 35-877769-Q01	225/350	76	116	77
17.504.20	Mercury	Fourstroke 35-8MO-123025	175/400	75	86	77

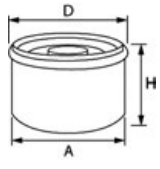

17.504.30/01

17.504.36

17.504.31

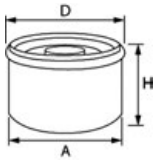

17.504.33/35

SUZUKI oil filters for 4-stroke outboards

Code	Motor	Engine/Ref. Orig.	HP	Ø body A mm	H mm	External D mm
17.504.01	Suzuki	DF 4-5-6-6A 16510B16H11N000	4/5/6	35	43	37
17.504.30*	Suzuki	DF 8/9.9/15/20 16510-05240/45H10	8/20	44	40	44
17.504.36	Suzuki	40-50-60 A; DF 40-50-60-70; 25-35; 20-25 V2; ORIG 16510-87J00/J01	20/70	68	54	70
17.504.31	Suzuki	DF 140 16510-92J00-000	140	68	65	70
17.504.33*	Suzuki	DF 90/115; DF80A/DF140A; 16510-61A-31-000	90/140	68	86	70
17.504.35	Suzuki	DF 150/200/225/250/300 1650-96J00-000; 1650-96J00-000	150/300	68	86	70

Also usable on Johnson/Evinrude 4-stroke same powers

Oil filters for VOLVO IPS drives

Code	Engines	Engine Ref. Orig.	feet	Ø x H mm
17.501.41	Volvo	23005191	IPS 15/2/20/3/30	310x115

Oil outlet filter

Code **17.503.00**
Oil outlet filter, suitable for **all Volvos** models from MD30 to TAMD103P-A (ref. orig.876069-6).

Volvo panel air filter

Code **17.498.03**
Original ref. 876185



VOLVO air filter

Code **17.498.04**
Volvo D4/D6/D9 air filter (it replaces orig. 3818541/21702999).



Air filters for "Volvo" engines

Code	D1 mmm	D2 mm	H2 mm	H1 mm	Ref. Orig.
17.498.01	206	98	100	90	858488-0
17.498.02	155	90	98	85	3582358/21646645

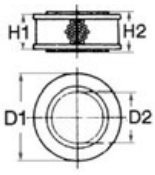



Inboard filters

For engines	OIL FILTER		FUEL FILTER		Initials
	Code	Orig. Ref.	Code	Orig. Ref.	
GENERIC	**17.501.02**	201104	**17.502.06**	98041	CRUSADER
GENERIC	**17.501.02**	32716 14957 52731 54111 35866340Q03/K01 35-802885Q GM Engine Short Filter	**17.502.06**	32716 35-60494-1 35807172 35-802885Q 35802893	MERCRUISER
GENERIC	**17.501.02**	173232 502901	**-**	-	OMC 8 Cylinders
GENERIC	**17.501.02**	-	**17.502.06**	Aba-Fuel-IL-TR	YAMAHA V8 5.5 LT
GENERIC	**17.501.03**	35-802884Q 35-883702Q 41815 Engine GM V-6	**-**	-	MERCRUISER
GENERIC	**17.501.03**	V6	**-**	-	GM
GENERIC	**17.501.03**	L319	**-**	-	CHRYSLER
GENERIC	**17.501.03**	173834-502903	**-**	-	OMC
GENERIC	**17.501.06**	-	**17.502.06**	Aba-Fuel-IL-TR	YAMAHA V6 4.3 LT
-	**-**	-	**-**	-	-
DIESEL YANMAR	**17.504.10**	119305-35151/35170	**17.508.01**	104500-55710	GM 2YM/3YM
DIESEL YANMAR	**17.501.08**	124085-35111	**17.508.01**	104500-55710	HM-QM 20-30
DIESEL YANMAR	**17.504.10**	119305-35151/35170	**17.508.01**	104500-55710	3JH2
DIESEL YANMAR	**17.504.10**	119305-35151/35170	**17.508.02**	1294705-55703-55810	3JH2TE
DIESEL YANMAR	**-**	11930535150	**17.508.02**	1294705-55703-55810	3JH3
DIESEL YANMAR	**17.501.11**	129150-35150	**17.508.02**	1294705-55703-55810	4JH
DIESEL YANMAR	**17.501.33**	119593-35400 (BYPASS)	**-**	-	6LYUTE; 6LY2STE(P); 6LY2A-STP; 6LY3ETP/STP/UTP
DIESEL YANMAR	**17.501.12**	12915035151 12915035153 (Ø 79mm)	**17.508.02**	1294705-55703-55810	4JH
DIESEL YANMAR	**17.501.13**	127695-35150/35160	**17.508.03**	41650-502320	4LH
DIESEL YANMAR	**17.501.13**	127695-35150/35160	**-**	-	6CX
DIESEL YANMAR	**-**	-	**17.508.05**	41650-502330	6LYA; 6LY-UTE; 6LY-2-STE; 6LY-3-ETP
DIESEL YANMAR	**-**	-	**17.508.09**	129574-55711	4JH2-UTE; 4JH3TE/HTE/DTE; 4JH4TE/ HTE; 4L4TE/HTE
DIESEL YANMAR	**-**	-	**17.508.12**	120650-55020	4BY; 4BY2; 6BY; 6BY2
DIESEL YANMAR	**17.504.10**	119305-35151/35170	**-**	-	D27

◢ 17.504.11



◢ 17.504.22

MERCURY outboard fuel filter

For Mercury VERADO 4/6 cylinder engines (Orig. 35-8M0020349 / 35-893318502).

Code	⟷			Ref. Orig.	Engines
	Ø thread mm	Ø body mm	Height mm		
17.504.22	11	27	45	35-8M0168897	75/115 HP 4 Strokes
17.504.11	45.5	35.5	126	35-8M0122423; 35-8M-0020349; 35-8843801	4/6 cylinders Verado

◢ 17.504.28



◢ 17.504.29

Outboard fuel filter Yamaha Suzuki

Code	Orig. Ref.		Engines	
	Yamaha	Suzuki	Yamaha	Suzuki
17.504.28	6D8-WS 24A-00	15412-92J00	F30/40/50/60/70/75/90/F115-LF115	70/200 HP 4 strokes
17.504.29	6P3-WS 24A-01	15412-93J10	F30/40/50/60/70/75/90/F115-LF115	200/350 HP 4 strokes

Universal key to screw/unscrew strainers

Code **17.640.00**

It can be used with both fuel and oil strainers. It screw/ unscrew the clear or light alloy trays of water/ fuel separator strainers.

Fuel and water pipes

Copper pipe designed for fuel or liquid gas inflow

Meets with Directive ISO7840/10088/16147DIS for fuel and 10239 liquid gas.

Code	⟷ mm	Roll m
45.028.11*	6 x 8	50
45.028.10	8 x 10	50
45.028.12	10 x 12	50

* *Particularly suitable for gas.*

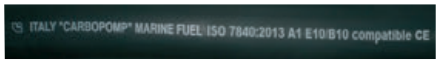

◢ 17.751.08/10/12/16/19

◢ 17.751.25/38/40/50/60

Smooth pipe for fuel

Made in compliance with EC standards, RINA ISO 7840/2013 type-tested under class **A1** (the lower class A2, is **not** allowed for petrol, but only for diesel fuel). Synthetic fabric reinforcement. Smooth fabric-like surface.

Code	Section mm	Inside Ø mm	External Ø mm	Weight per meter g/m	Curvature radius mm	Roll m
17.751.08	8 x 17	8	17	0.27	50	40
17.751.10	10 x 19	10	19	0.30	60	40
17.751.12	12 x 21	12	22	0.43	75	40
17.751.16	16 x 26	16	26	0.50	100	40
17.751.19	19 x 29	19	30	0.64	115	40
17.751.25	25 x 35.5	25	37	0.87	250	20
17.751.38	38 x 52	38	52	1.55	380	10
17.751.40	40 x 54	40	54	1.60	400	10
17.751.50	50 x 64	51	65	1.95	500	10
17.751.60	60 x 71.5	-	-	-	-	10

Metal spiral pipe for fule

Made in compliance with EC standards, RINA ISO 7840/2013 type-tested under class **A1**, **flexible** version also for large diameters. Double metal spiral reinforcement. Ondulated surface.

Code	Section mm	Minimum bend radius mm	Inside Ø mm	Weight per meter g/m	Roll m
17.752.38	38 x 50	60	38	1.05	10
17.752.50	50 x 63	75	51	1.35	10

Hot Water pipe made of special salt water- and heat-resistant rubber (-40°+120°)

Designed for cooling systems, heat exchange systems and boilers. Synthetic fabric reinforcements. Smooth surface.

Code	Section mm	Approximate weight kg/m	Roll m
17.740.13	12.8 x 20	0.36	40
17.740.16	15.8 x 23	0.42	40
17.740.19	19 x 27	0.48	40
17.740.26	25 x 34	0.62	40
17.740.30	30 x 42	0.80	20
17.740.35	35 x 49	1.10	20
17.740.40	40 x 54	1.33	10
17.740.50	51 x 66	1.80	10

Heavy Duty canister — **18.360.XX**

Heavy Duty.
Zero waste.

5-20L | Safety | Practicality | Perfect Flow

Pipes

Reinforced PVC hose

In **flexible PVC**, non-toxic for food with polyester thread reinforcement; ideal for water distribution and bilge pumps. **Food-grade hose compliant with CE standards.**
Operating temperature -10°C to +60°C.

Code	Ø mm	Pressure bar	Roll m
18.001.10	10x16	15	100
18.001.12	12x18	15	100
18.001.15	15x21	10	50

Code	Ø mm	Pressure bar	Roll m
18.001.19	19x26	10	50
18.001.25	25x33	6	50
18.001.30	30x38	6	50

Spiral reinforced hose for WCs, pumps, etc.

In **transparent PVC with a spiral inwhite PVC**, very soft, accepts tight curves without collapsing. **Food-grade hose compliant with CE standards.** Operating temperature -10°C to +60°C.

Code	Inside Ø mm	External Ø mm	Thickness mm	Minimum bend radius mm	Pressure bar	Roll m
18.006.14	14	20	2.5	40	6	30
18.006.16	16	22	3	50	6	30
18.006.20	20	26	3	60	5	30
18.006.25	25	32	3.5	75	5	30
18.006.30	30	37	3.5	90	4.5	30
18.006.38	38	46	4	115	4	30

Traditional spiral hose for plumbing, pumps, etc.

In **transparent PVC** with a **steel** spiral. Very soft, accepts curves up to one time the outer diameter without flattening. Ideal for inlet and outlet at sea. Food-grade hose compliant with CE standards. Operating temperature -10°C to +60°C.

Code	Ø mm	Pressure bar	Roll m
18.002.12	12x18	7	60
18.002.14	14x20	6	60
18.002.15	16x22	6	60
18.002.16	18x25	6	60
18.002.20	20x27	5	60
18.002.25	25x34	5	60
18.002.30	30x40	4.5	60
18.002.35	35x46	4	30

Code	Ø mm	Pressure bar	Roll m
18.002.38	38x49	4	30
18.002.40	40x53	3	30
18.002.45	45x55	3	30
18.002.50	50x65	3	30
18.002.60	60x75	2.5	30
18.002.70	70x86	2	30
18.002.80	80x97	2	30

Special PREMIUM hose WC pipes, pumps and wash basins

In **white PVC anti-sweat odour**, with internal **steel spiral, very flexible and robust**. Operating temperature -15°C +60°C.

Code	Ø mm	Curve radius mm	Pressure bar	Roll m
18.003.20	20x27	50	5	60
18.003.25	25x33	75	5	60
18.003.40	38x48	115	4	30
18.003.41	40x50	120	4	30

SUPERFLEX spiral hose

In grey PVC with steel spiral. It has a particularly soft compound that allows it a **flexibility comparable to a rubber hose**. The surface is treated to make it similar to a silicone hose, giving it a very technical and professional appearance. Operating temperature -10°C to +60°C.

Code	Ø mm	Pressure bar	Roll m
18.007.16	16	5	60
18.007.20	20	5	60
18.007.25	25	4	60

Code	Ø mm	Pressure bar	Roll m
18.007.30	30	4	30
18.007.38	38	4	30

Sanipomp-extra odour-resistant rubber tube for WC

Smooth, extremely robust spiral rubber hose used as a connection for boat toilet discharge. Prevents the spread of odours from toilet discharge. The materials used ensure a smooth, non-stick, odourless internal surface, resistant to bacterial flora formation, acids, bases, with a low friction coefficient and low permeability. Also used for connecting biological tanks, biological pumps, and bilge pumps in leisure boats. Operating temperature -40°C +120°C.

Code	Ø mm	Exterior color	Radius of curvature	Pressure bar	Roll m
18.011.19	19	☐ white	40	7	40
18.011.25	25	☐ white	50	7	40
18.011.30	30	☐ white	60	7	40
18.011.38	38	☐ white	80	7	40
18.011.51	51	☐ white	100	7	40



Anti-odour Sanitation hose

Compared to plastic tubes, it offers the advantage of greater flexibility. The inner surface is smooth, non-stick, odourless, resistant to bacterial flora, acids, etc. Operating temperature -30°C to +80°C.

Code	Ø mm	Curve radius mm	Pressure bar	Roll m
18.005.16	16x24	50	7	30.5
18.005.19	19x27	60	7	30.5
18.005.25	25x33	75	7	30.5
18.005.38	38x47	115	7	30.5

Hose clamps

Hose clamps

Made of mirror polished nickel plated **18/8 stainless steel**, fitted with electronic pitch control, band width **13 mm** (18.029.01/02 8 mm band), hexagonal screws to use a special pipe wrench; rounded edges to prevent cuts; supplied in practical container.

Code	Band mm	Min-Max Ø mm	ORDER BY BOX
18.029.01	8	10x16	10
18.029.02	8	14x24	10
18.029.22	13	11x23	10
18.029.03	13	14x27	10
18.029.04	13	19x38	10
18.029.05	13	27x51	10
18.029.06	13	40x64	10
18.029.07	13	52x76	10

Code	Band mm	Min-Max Ø mm	ORDER BY BOX
18.029.08	13	65x89	10
18.029.09	13	78x102	10
18.029.10	13	90x114	10
18.029.11	13	103x127	10
18.029.12	13	118x140	10
18.029.13	13	130x152	10
18.029.14	13	154x178	10
18.029.15	13	163x235	10

OSCULATI

AISI316 stainless steel hose clamp

AISI 316

Made of **AISI 316 stainless steel** with minted teeth for maximum strength. It includes **anti-seizure** galvanized 316 stainless steel screws

Code	Band mm	Min-Max mm	DIN standard	ORDER BY BOX
18.023.01	9	8-12	3017	10
18.023.02	9	10-16	3017	10
18.023.03	9	12-20	3017	10
18.023.04	9	16-25	3017	10
18.023.05	9	20-32	3017	10
18.023.06	9	25-40	3017	10
18.021.01	12	16-25	3017	10
18.021.02	12	20-32	3017	10
18.021.03	12	25-40	3017	10
18.021.04	12	32-50	3017	10
18.021.05	12	40-60	3017	10
18.021.06	12	50-70	3017	10
18.021.07	12	60-80	3017	10
18.021.08	12	70-90	3017	10
18.021.09	12	80-100	3017	10
18.021.10	12	90-110	3017	10
18.021.11	12	100-120	3017	10
18.021.12	12	110-130	3017	10

OSCULATI

HEAVY DUTY hose clamps

Made of **AISI 316 stainless steel**, designed for heavy duty usage, specially suitable for armoured pipes (exhaust pipes, WC, cooling pipes, etc).

Code	Tightening mm		Band mm	Bolt mm		
	F	E	B	A	C	D
18.025.01	41	46	19x0,9	10	M6	11
18.025.02	45	50	19x0,9	10	M6	11
18.025.24	48	54	25x0,9	13	M8	14
18.025.03	54	61	19x0,9	10	M6	11
18.025.34	58	66	25x0,9	13	M8	14
18.025.04	65	72	19x0,9	10	M6	11
18.025.44	74	82	25x1.5	13	M8	14
18.025.05	82	89	19x0,9	10	M6	11
18.025.06	86	94	25x1.5	13	M8	14
18.025.07	94	102	25x1.5	13	M8	14
18.025.08	102	110	25x1.5	13	M8	14
18.025.09	110	118	25x1.5	13	M8	14
18.025.10	118	126	25x1.5	13	M8	14
18.025.11	130	142	32x1,5	19	M12	20
18.025.12	142	154	32x1,5	19	M12	20
18.025.13	154	166	32x1,5	19	M12	20
18.025.14	166	178	32x1,5	19	M12	20
18.025.15	178	190	32x1,5	19	M12	20
18.025.16	190	202	32x1,5	19	M12	20
18.025.17	202	214	32x1,5	19	M12	20
18.025.18	214	226	32x1,5	19	M12	20
18.025.19	226	238	32x1,5	19	M12	20
18.025.20	238	250	32x1,5	19	M12	20
18.025.21	250	262	32x1,5	19	M12	20

OSCULATI

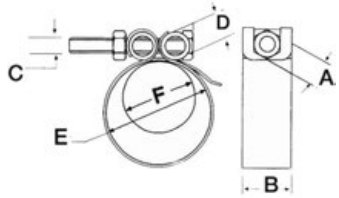

Kit of 31 assorted cable ties in a practical container

Code	Description
18.300.01	**3 pieces** of 18.021.01 (12 x 16-25 mm); **3 pieces** of 18.021.02 (12 x 20-32 mm); **3 pieces** of 18.021.03 (12 x 25-40 mm); **2 pieces** of 18.021.04 (12 x 32-50 mm); **2 pieces** of 18.021.05 (12 x 40-60 mm); **2 pieces** of 18.021.06 (12 x 50-70 mm); **2 pieces** of 18.021.07 (12 x 60-80 mm); **2 pieces** of 18.021.08 (12 x 70-90 mm); **4 pieces** of 18.023.01 (9 x 8-12 mm); **4 pieces** of 18.023.02 (9 x 10-16 mm); **4 pieces** of 18.023.03 (9 x 12-20 mm).

OSCULATI

Plastic clamps, hose clamps, cable clamps

U-clips suitable for fixing pipes and cables

Rubber-coated and made of AISI 304 stainless steel.

Code	Passage Ø mm	Code	Passage Ø mm	Code	Passage Ø mm
18.040.08	8	**18.040.18**	18	**18.040.36**	36
18.040.10	10	**18.040.20**	20	**18.040.40**	40
18.040.12	12	**18.040.22**	22	**18.040.46**	46
18.040.14	14	**18.040.26**	26	**18.040.50**	50
18.040.16	16	**18.040.30**	30	**18.040.60**	60

Nylon fairleads/cord grips

With screw-fitting eyelet; ideal for fixing electric systems, water pipes, control cables, etc.

Code	For bundles max Ø mm	B mm	C mm	D mm	ORDER BY BOX
18.036.01	4.7	9.5	9.6	4.2	100
18.036.02	7.8	9.5	11.2	4.2	100
18.036.03	12.7	9.5	14	4.2	100
18.036.04	16	12.7	16.8	5.2	100
18.036.05	19	12.7	19.9	5.2	100
18.036.06	25.4	12.7	23.1	5.2	100
18.036.07	31.7	12.7	26.9	5.2	100
18.036.08	38.1	12.7	30.2	5.2	100

Cable/pipe holders

Made of **rubber-coated stainless steel**; ideal for fixing copper pipes (hydraulic wheelhouses, flaps, supply pipes), device to dampen vibrations, electric ducts, water pipes etc.

Code	Inside Ø mm	Band width mm	AISI	ORDER BY BOX
18.024.08	8	16	304	10
18.024.10	10	16	304	10
18.024.12	12	16	304	10
18.024.14	14	16	304	10
18.024.16	16	16	304	10
18.024.18	18	16	304	10
18.024.20	20	16	304	10
18.024.22	22	16	304	10
18.024.25	25	16	304	10

Code	Inside Ø mm	Band width mm	AISI	ORDER BY BOX
18.024.30	30	20	304	10
18.024.35	35	20	304	10
18.024.40	40	20	304	10
18.024.45	45	20	304	10
18.024.50	50	20	304	10
18.024.55	55	20	304	10
18.024.60	60	20	304	10
18.024.65	65	20	304	10

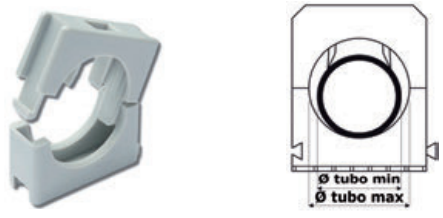

Fastening clip for hoses and cables

Made of self-extinguishing nylon with elastic wings and snap lock. Central screw mounting.

Code	Ø tube min/max mm	Resistance to release from N	ORDER BY BOX
18.008.02	12/16	23	75
18.008.03	16/23	23	50
18.008.04	20/25	25	50
18.008.05	25/32	31	25
18.008.06	32/40	40	20
18.008.07	40/60	50	15

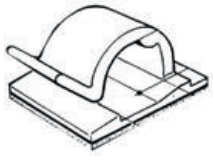

Self-adhesive nylon cable holders

Mounting does not require cable or pipe perforation.

Code	Useful passage mm	ORDER BY BOX
18.030.01	5x5	100
18.030.02	8x11	100

Adjustable cable clamps

Requires one screw for mounting, made of **white nylon**.

Code	Base (AxB) mm	Width (C) mm	For bundles max Ø mm	ORDER BY BOX
18.035.01	25x18	8	17	100
18.035.02	30x21	12	22	100
18.035.03	30x21	12	26	100

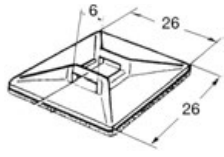

Base

Made of self-adhesive **nylon**: **type approved RINA N. 5/043/93**.

Code	ORDER BY BOX
18.032.00	100

Clamp supports

Fitted with central mounting system with one **nylon screw, type approved RINA 5/043/93**.

Code	Maximum width of clamps mm	⟷ mm	ORDER BY BOX
18.034.05	5	9.5x15x7h	100
18.034.09	9	15x22x11h	100

Cable ties

Made of **nylon 6/6**, suitable for cabling, self-locking system with teeth.

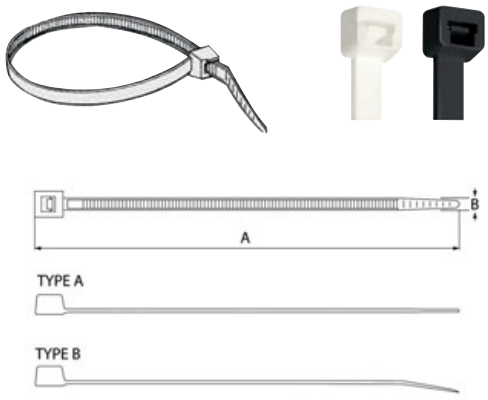

white	Black	Type	Length A mm	Width B mm	Beam diameter mm	Maximum holding capacity kg	ORDER BY BOX
18.031.00	18.051.00	A	98	2.5	1/21	8	100
18.031.01	18.051.01	A	140	3.5	2/35	13	100
18.031.11	18.051.11	A	200	3.5	2/50	13	100
18.031.02	18.051.02	A	178	4.8	2/45	22	100
18.031.03	18.051.03	B	290	4.5	2/79	22	100
18.031.33	18.051.33	B	390	4.8	3/106	22	100
18.031.04	18.051.04	B	365	7.5	5/100	55	100
18.031.44	18.051.44	A	540	7.5	35/158	55	100
-	18.031.06*	-	285	8.8	3/70	80	100
-	18.031.07*	-	375	8.8	5/100	80	100
18.031.19	18.051.19	B	225	12.5	7/57	110	50
18.031.20	18.051.20	B	500	12.5	30/143	110	50
18.031.21	18.051.21	B	720	12.5	30/200	110	50

**For heavy loads, rounded edges, flat double head.*

Colored nylon strap

Ideal to spot cables and circuits

red	yellow	green	blue	Length mm	Width mm	Ø max beam mm	Maximum holding capacity kg	ORDER BY BOX
18.049.02	18.049.12	18.049.22	18.049.32	140	3.5	32	18.3	100
18.049.03	18.049.13	18.049.23	18.049.33	200	3.5	50	18.3	100
18.049.04	18.049.14	18.049.24	18.049.34	200	4.8	50	22.4	100
18.049.05	18.049.15	18.049.25	18.049.35	290	4.5	78	22.4	100

2-Lock ® clamp with AISI316 stainless steel closure

Fitted with a new stainless steel cage closure built in the clamp head for:
- Double tensile strength in comparison with standard clamps.
- Smooth knurling-free tape, easier to apply and requiring less effort.
- Length continuous adjustment for correct tensioning on any diameter.

Code	Colour	Width mm	Length mm	Beam diameter mm	Maximum holding capacity kg	ORDER BY BOX
18.042.00	white	2.5	100	1/21	18.3	100

Flat head Belturing Plus technopolymer tie with high strength

Outer rack, high grip, possible use in temporary position, UV-resistant.



Code	Head	Length mm	Width mm	Ø max beam mm	Maximum holding capacity kg	ORDER BY BOX
18.053.01	Single	115	6	25	28	100
18.053.02	Single	180	6	45	28	100
18.053.03	Single	290	6	78	28	100
18.053.04	Single	360	6	100	28	100
18.053.08	double	260	9	60	55	100
18.053.10	double	360	9	93	55	100

Nylon strap

For wiring, self-locking system, fitted **with eyelets** for screws. Ideal to bundle cables and fasten them with a screw or rivet on any support.

Code	Width mm	Length mm	Minimum clamping diameter Ø mm	Eye Ø mm	Maximum holding capacity kg	ORDER BY BOX
18.037.01	4.8	200	3.5	5.2	22	100
18.037.02	7.8	200	4	6.5	55	100
18.037.03	7.8	300	4	6.5	55	100

Nylon strap with plate

Suitable for cabling, includes over-writable pad with felt-tip pen suitable for the identification of cables or pipes.

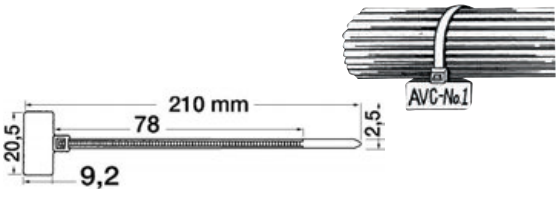

Code	Width mm	Ø clamping mm		Length mm	Maximum holding capacity kg	ORDER BY BOX
		minimum	Maximum			
18.038.01	2.5	1	20	110	8.1	100
18.038.02	2.5	1	52	210	8.1	100

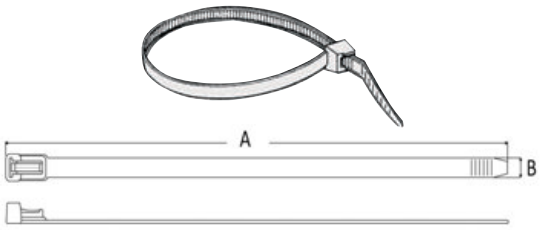

Releasable cable tie

Made of 6/6 nylon. Push the hook on the rack and the clamp will open. The clamp can be used over again.

Code	A mm	B mm	Ø max beam mm	Colour	Maximum holding capacity kg	ORDER BY BOX
18.032.50	200	7.5	50	white	22.4	100
18.032.52	350	7.5	100	white	22.4	100

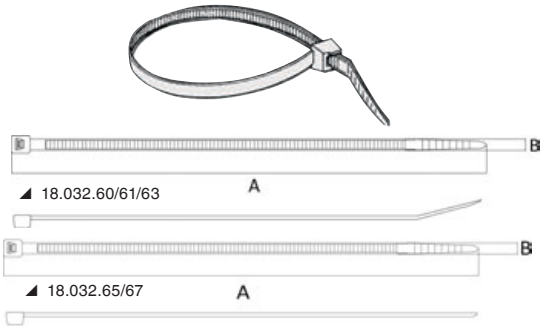

High temperature resistant cable tie

Made of nylon and special additives, these clamps resist up to 125°C continuous and to 145°C for short periods. Greenish neutral colour depending on their heat resistance.
Neutral colour tending towards green, due to particular heat resistance.

Code	A mm	B mm	Ø max beam mm	Maximum holding capacity kg	ORDER BY BOX
18.032.60	98	2.5	21	8.16	100
18.032.61	140	3.5	35	18.34	100
18.032.63	200	3.5	50	18.34	100
18.032.65	290	4.5	79	22.44	100
18.032.67	365	7.5	100	55.08	100



Strap cutter

Tool for tensioning and cutting straps.

Code	Version	Material	For cable ties
18.031.10	Professional	Metal	4.8 mm to 9 mm
18.031.09	Automatic	Plastic body and stainless steel mechanical parts	2.2 mm to 4.8 mm

Drain plugs, cockpit drains

Water drain plug

Fitted with screw-mounting flange.Suitable for the transom or bottom.

Code	Material	Bore Ø mm	Flange mm
18.537.00	Chromed brass	20	55

Expandable water drain plug

Code **18.540.00**
Made of **stainless steel** with **neoprene** rubber seal. For all types of bushings. Locking system by means of beam rotation. Preferable to eccentric models (18.539.00/535.00 and 18.533.00), to be used in confined spaces or where a slower but more secure locking is required, 22-mm Ø.

Expandable lever-operated water drain plug

Made of **stainless steel**, with neoprene tight; suitable for all types of bushing, Ø 22mm.

Code	Version	Ø mm
18.539.00	Standard	22
18.539.01	With SS chain	22

Lever-operated expansion drain plug

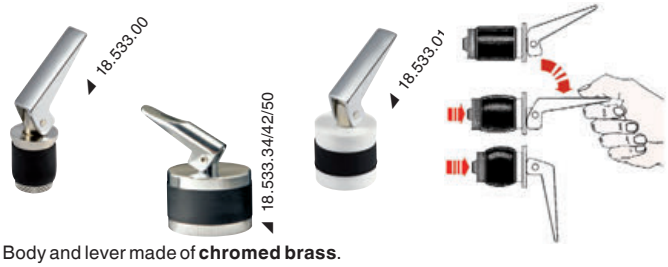

Body and lever made of **chromed brass**.

Code	Body material	Ø mm	Plastic bushings	Brass bushings
18.533.00	Metal	22	**18.736.00; 18.836.00**	**18.531.00**
18.533.01	Plastic	34	-	**18.531.35**
18.533.34	Metal	34	-	**18.531.35**
18.533.42	Metal	42	-	**18.531.42**
18.533.50	Metal	50	-	**18.531.50**

Expandable lever-operated water drain plug (nylon lever)

Made of **rubber and nylon**.

Code	Description	Colour	Inside Ø mm	Length mm
18.535.00	Plug with bushing 18.736.00	Black	22	78
18.635.00	Plug with bushing 18.836.00	white	22	78
18.535.01*	Expandable plug, only	Black	22	-
18.635.01*	Expandable plug, only	white	22	-

**Matching bushings: 18.736.00; 18.736.01; 18.736.02; 18.836.00; 18.836.01; 18.836.02*

Cam expansion drain plugs

Suitable for draining water from the cockpit, fish baskets, fish bait cases; rotating adjustable pressure; brass cam, stainless steel washers, neoprene body.

Code	For holes mm
18.532.00	9/10
18.532.01	12/13
18.532.04	13.5/14.5
18.532.03	15/16
18.532.05	17/18
18.532.02	18.5/19.5

Water drain plug

Fitted with bushing. press to install.

Code	Material	Colour	Ø mm
18.536.00	Nylon	■ Black	20
18.636.00	Nylon	□ white	20

Water drain bushing to couple with expansion plugs

Made of nylon.

Colour		⟷ mm	Bore Ø mm
□ white	■ black		
18.836.01	**18.736.01**	150	22.7
18.836.02	**18.736.02**	150 (30 with 19-mm Ø hose adaptor)	22.7
18.836.00	**18.736.00**	78	22.7

Bushing for expansion plugs

Made of chromed brass with hose adaptor.

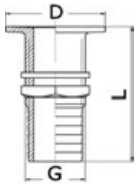

Code	⟷ mm			Bore Ø mm
	D	L	G	
18.531.35	65	80	1"1/4	35
18.531.42	65	82	1"1/2	42
18.531.50	80	99	2"	50

Neoprene self-draining NAUTISPEED plug

Suitable for transoms, it automatically opens and drains the boat hull once a preset speed is reached.

Code	Minimum speed
18.343.00	30 km/h

Water drain plug

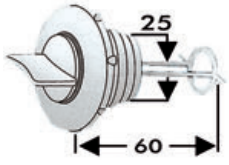

Made of nylon, fitted with plug safety system, press to mount by means of the bushing included, Ø to be bored on the boat: 25mm. Colour: white.

Code	ORDER BY BOX
18.346.10	10

Drain plug fitted with valve for rubber dinghies

Nylon bushing, **rubber** valve and plug.

Code	Ø mm
18.534.00	36

Floating cam expansion plug.

Suitable to drain water from cockpits, fish baskets, fish bait cases. Rotating adjustable pressure. Neoprene body and nylon frame. **3-pcs kit.**

Code	Ø mm
18.532.10	12 (1/2") + 16 (5/8") + 19 (3/4")

Drain plug

Made of **chromed brass**, fitted with nylon plug and special locking plug device, remains attached even after been unscrewed.

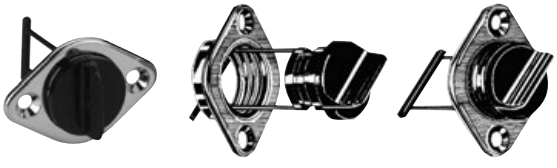

Code	Outside mm	Recess hole Ø mm	Hole spacing mm	Ø water passage hole mm
18.538.00	52.5x35.5	25	38	17.5
18.538.01	59.5x40	35	45.5	25

Water drain plug

Made of nylon, with safety lock.

Code	Outside mm	Bore Ø mm	Centre distance mm	Passage mm
18.346.12	50x34	24	38	17

Bilge drain plugs

AISI 316

Made of mirror polished **AISI316 stainless steel.** Plug safety system.

Code	Flange mm	Bore Ø mm
18.538.20	43x64	32

18.538.40

18.538.40

18.538.41

Drain plug for large flows

Made of black nylon, with plug safety device.

Code	Ø External mm	Bore Ø mm	Flow rate l/min
18.538.40	67x58 (bevel)	40	28.5
18.538.41	79x70 (bevel)	50	44



18.541.00

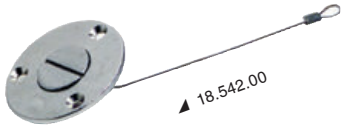

18.542.00

Drain plugs

AISI 316

Made of **AISI 316 stainless steel**, includes **inner safety cable**.

Code	Version	Flange Ø mm	Recess hole Ø mm
18.541.00	with manual "T" opening	55	29
18.542.00	with screwdriver opening	55	29

Bilge drain plugs

AISI 316

Made of mirror polished AISI 316 stainless steel.

Code	Flange Ø mm	Length mm	Hose adaptor mm
18.347.00	48	53	24
18.347.10	60	69	38

Skin fitting fitted with chromed brass hose

Designed on purpose to be used with brass and rubber drain plugs.

Code	Bore Ø mm	For caps	External Ø mm	Total length under head mm	Hose adaptor mm
18.531.00	22.5	**18.533.00; 18.539.00; 18.540.00**	28	100	25

SCOPREGA look beyond

Drain plug with valve

Made in grey nylon

Code	Stern thickness mm
18.534.20	38/63

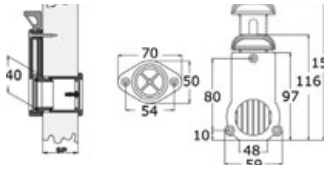

Tanks, jerrycans and funnels

Heavy Duty canister with advanced spout

Very heavy and rugged tanks. The nozzle has the following characteristics:
- Lid with kid-safe closure.
- Nozzle inside the tank when not in use.
- Closure valve to overturn the tank and start delivery only when the nozzle is stuck into the deck plug.
- Nozzle with vent for regular and spray-free flow.

Code	Capacity l	Height mm	Width mm	Depth mm	kg	Colour
18.360.05	5	240	260	130	0.68	red
18.360.10	10	345	295	165	1.10	red
18.360.20	20	480	330	185	1.65	red

OSCULATI

"Eltex" fuel jerrycans

Heavy-duty jerrycan, dot not ooze or deform; includes swivelling pouring spout.

Code	kg
18.350.10	0.560
18.350.22	1

Manual siphon pump

OSCULATI

This siphon pump easily transfers any liquid (water, diesel, petrol, etc.) from a container to another preventing dirt and fatigue.
Place the pump into the container with the liquid and the end of its hose into the transfer container; take care to place the second container at a slightly lower level.
By ensuring that the second container is placed at a slightly lower level than the first, it will be sufficient to stir the pump in the liquid to allow it to rise up to the goose neck of the tube, at which point it will activate the transfer by "falling" into the receiving container.
To stop the flow, it will be sufficient to remove the pump from the liquid.
Made of copper and complete with 1.7 m of tubing. Does not require electricity, fast, safe, and clean.

Code	Net passage mm	Tube Ø mm	Flow l/min
52.739.00	14	15	10
52.739.01	18	19	15

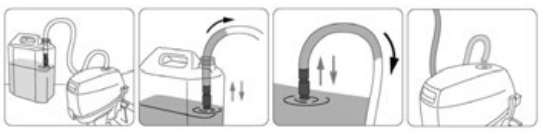

Anti-splash fuel funnel, American model

Made of white/red PVC; fitted with thin filter and splash-proof edge; can be fitted into any tank.

Code	Ø mm	Height mm
18.202.00	18.5	23.5



Anti-splash funnel

Rigid and flexible double pipe. Made of **orange plastic, floating**, it includes fuel filter.

Code	Ø bellows mm
18.201.00	142

Special "Mister" filtering funnel

It separates water from petrol or from diesel fuel. With the latest fuel injection engines, water in the fuel causes very serious damages. Mister Funnel special **stainless steel/teflon** 0.005-inch filter is able to solve this problem. Also used by US war tanks M60 and M1.

Code	Version	Ø mm	Height mm	Flow rate l/min
18.204.01	Medium	216	254	19.3
18.204.02*	large	216	254	46.2

**Equipped with grounding system to avoid electrostatic discharges.*

18.405.05

18.405.10

Portable tank with wheels, ADR approved for petrol

Fitted with tyres. Suitable for travelling on any surface. The rounded structure with reinforced ribs makes this product very sturdy. Fill plug with built-in vent and safety ball valve. These containes can be transported by car both horizontally and vertically. ADR allow transport of 4 x 55-l containers or 3 x 110-l container per car.
Fitted with:
- Aluminium manual revolving pump
- 3-m hose for petrol
- Manual stop nozzle.

Also available with 12V electric pump on request.

Code	Litres	⟷ mm			K9	Flowmeter ATEX OPTIONAL
		Width	Depth	Height		
18.405.05	55	460	360	900	9	**18.405.90**
18.405.10	110	460	440	1100	13	**18.405.90**

18.405.90

Portable tank with wheels for gasoline

Equipped with sturdy pneumatic wheels (diameter 140 mm) and ergonomic handle, suitable for movement on any surface. UN approved (transportable in car). Equipped with lock valves, both tank side and gun side (to prevent leaks from the hose). The gun allows for a clean and safe filling, about 8 lt/min flow rate in siphon mode.
Fitted with:
- PEHD tank body
- Dispensing gun
- 3 m of fuel hose.

Code	Litres	⟷ mm			K9
		Width	Depth	Height	
18.404.05	59	390	390	900	8.35

BOMAR hatches and portlights

BOMAR Contour low profile hatch

CE

Made of **white epoxy-coated aluminium** and fitted with smoked tempered glass lens. CE approved. **Hidden** hinges on the profile, adjustable dogs with outside opening option and locked vent position.

Code	Opening mm	Cut size mm	Outside mm	Optional internal finishing flange	Optional mosquito net	Replacement kit, optional external shackle	Overhang mm
19.720.01	248x248	275x275	343x343	-	-	**19.715.02**	24
19.720.02	315x445	340x470	410x540	**19.720.08**	-	**19.715.02**	24
19.720.03	395x395	420x420	491x491	**19.720.09**	**19.720.17**	**19.715.02**	24
19.720.04	445x445	470x470	540x540	**19.720.10**	-	**19.715.02**	24
19.720.05	490x490	515x515	584x584	**19.720.11**	**19.720.19**	**19.715.02**	24
19.720.06	610x610	640x640	708x708	-	-	**19.715.02**	24

BOMAR Contour low profile round hatch

CE

Made of **white epoxy-coated aluminium** and fitted with hinged opening and very sturdy acrylic lens. CE approved.

Code	Opening mm	Cut size mm	Outside mm	Optional internal finishing flange	Optional mosquito net	Replacement kit, optional external handle	Overhang mm
19.724.01	395	420	492	**19.724.12**	**19.724.17**	**19.715.02**	24
19.724.02	493	518	588	**19.724.13**	**19.724.18**	**19.715.02**	24

External handle kit for BOMAR Contour hatches

Please, order 1 kit for each handle of the hatch.

Code	For manholes
19.715.02	**19.720.01; 19.720.02; 19.720.03; 19.720.04; 19.720.05; 19.720.06; 19.724.01; 19.724.02**

BOMAR Flush hatches

CE

100% **polycarbonate**. Snap safety handles, locking from the inside, smoked polycarbonate lens. Fitted with internal finish counterflange.

Code	Overhang mm	Colour	Outside mm	Cut size mm	Net light mm
19.910.10BI	25	white	304x302	262x262	230x230
19.910.10NE	25	Black	304x302	262x262	230x230
19.927.10BI	25	white	394x521	330x454	318x445
19.927.10NE	25	Black	394x521	330x454	318x445
19.966.10BI	25	white	480x480	428x428	414x414
19.966.10NE	25	Black	480x480	428x428	414x414
19.995.10BI	25	white	570x570	501x501	489x489
19.995.10NE	25	Black	570x570	501x501	489x489

BOMAR Flagship portlight

Made of mirror-polished AISI316 stainless steel. Features: hidden external screws; water drain deep angle; fitted with trimming ring and flyscreen; adjustable wing nut locking (no overhanging parts); smoked acrylic lens; CE approved for area 1 category 1; special mounting system: a single and fast move is enough to fit the portlight into the trimming ring, which means labour cost saving for the shipyard.

Code	Outside mm	Cut size mm	Net light mm	Hull thickness mm
19.229.00	460x200	415x155	375x115	6/10
19.228.96	457x197	432x171	352x92	6/22
19.228.99	495x219	470x194	391x114	6/22

BOMAR Flagship oval portlight

Made of mirror-polished AISI316 stainless steel. Features: hidden external screws; water drain deep angle; fitted with trimming ring and flyscreen; adjustable wing nut locking (no overhanging parts); smoked acrylic lens; CE approved for area 1 category 1; special mounting system: a single and fast move is enough to fit the portlight into the trimming ring, which means labour cost saving for the shipyard.

Code	Outside mm	Cut size mm	Net light mm	Hull thickness mm
19.224.01	400x200	375x175	295x95	10/22
19.224.03	438x210	412x184	333x105	10/22

SCM elliptical portlight

AISI 316

Made of **mirror-polished AISI316 stainless steel**, trimming ring with hidden screws. 10-mm plexiglas flyscreen. Smoked acrylic lens.

Code	Outside mm	Cut size mm	Net light mm	Hull thickness mm	CE certification	
					Area	Category
19.229.01	510x250	460x200	420x160	20/25	(2)	1

SCM oval portlight

AISI 316

In **mirror-polished AISI 316 stainless steel**.
They are complete with a counterflange "Perspex".

Code	Outside mm	Cut size mm	Net light mm	Hull thickness mm	CE certification		Colour	Thick-ness mm
					Area	Category		
19.230.00	410x210	360x160	320x120	20/25	2	1	Bronzed	10
19.230.01	460x260	410x210	370x170	20/25	2	1	Bronzed	10

BOMAR elliptical nylon portlight

Complete with mosquito net. High-strength polycarbonate glass.
Stainless steel fasteners **acciaio inox**.

Code	Net light mm	Cut size mm	Outside mm	Colour	Neck mm
19.515.00BI	84x352	90x359	146x415	white	28
19.515.00NE	84x352	90x359	146x415	Black	28
19.616.00BI	150x406	165x419	203x470	white	38
19.616.00NE	150x406	165x419	203x470	Black	38

BOMAR Flagship opening portlight

CE

Housing in **nylon** with outer finishing ring and mosquito net. Adjustable stops.
Smoked acrylic glass.
Fixing with **invisible** screws. Wall thickness 6-35 mm.
CE certified.

Code	Shape	Outside mm	Cut size mm	Colour	Code Bomar
19.510.21	Oval	141x357	116x332	white	614
19.510.22	Oval	216x444	191x419	white	620
19.511.21	elliptical	160x425	135x400	white	615
19.511.22	elliptical	209x468	184x443	white	618
19.511.24	elliptical	418x200	395x174	white	619

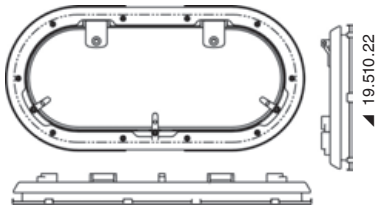

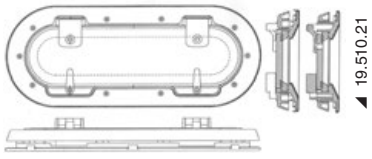

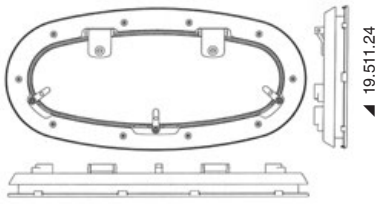

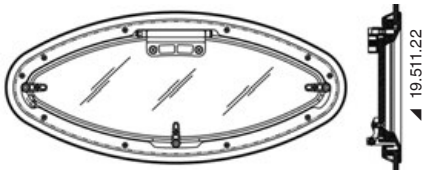

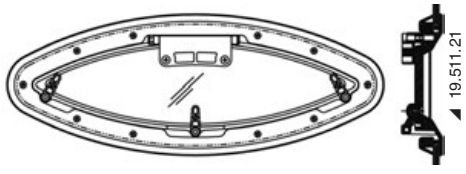

Plastic portlights

Circolare opening portlight

Made of nylon, elegant and functional shape, fitted with plexiglas lens.



Code	Colour	Closure	Clear opening Ø mm	External dimension mm	Cut size mm	Useful neck mm
19.750.01BI	white	Wing nut	135	220	165	6/35
19.750.01NE	Black	Wing nut	135	220	165	6/35
19.750.02BI	white	Wing nut	185	270	215	6/35
19.750.02NE	Black	Wing nut	185	270	215	6/35
19.750.03BI	white	Wing nut	235	320	265	6/35
19.750.03NE	Black	Wing nut	235	320	265	6/35

Nylon rectangular portlight

100% stainless, fitted with **nylon trimming ring**. Built-in water drainer.

Code	Colour	Glass in	Version	Net light mm	External dimension mm	Cut size mm	Useful neck mm
19.696.00BI	white	Plexiglass	Opening	320x120	400x200	345x155	6/35

LEWMAR hatches and portlights

Made of anodized aluminum and smoked glass. Integrated clutch for 180° self-locking opening in any position.
Pros: handles for internal and external opening (where present) already installed; lockable in ventilation position; anti-intrusion safety closure; acrylic and seals, handles, clutches are replaceable.
Customized hatches available on demand for quantities to be agreed..

LEWMAR Low Profile hatch

LEWMAR

CE The profile sticks out as little as 25 mm from the deck. CE-approved for AREA 2. External handles allow the hatch to be opened from on the deck, friction levers to hold the lid open in any position up to 95°. Anodized aluminium frame for corrosion resistance and curved upper frame profile for strength. Large quantities available in white or mirror-polished aluminium finish.

Manhole with		Size	Recessed flange protrusion mm	⟷ outside mm				⟷ cutting dimensions (vary using the counterflange) mm			kg	Acrylic thickness mm	Finish counterflange + mosquito net
Self-supporting hatch	Support Arm			X	Y	Z	R	X1	Y1	R1			
19.410.03	-	03	15	246	301	25	72.5	176	231	42.5	1.6	8	-
19.410.10	-	10	15	330	330	25	72.5	260	260	42.5	2.2	8	-
19.410.20	-	20	15	272	417	25	72.5	202	347	42.5	2.3	8	**19.413.20**
19.410.30	**19.411.30**	30	15	397	527	25	72.5	327	457	42.5	3.9	8	**19.413.30**
19.410.40	-	40	15	491	491	25	72.5	421	421	42.5	4.6	8	**19.413.40**
19.410.41	-	41	15	246	491	25	72.5	176	421	42.5	2.5	8	-
19.410.44	**19.411.44**	44	15	512	512	25	72.5	442	442	42.5	4.8	8	**19.413.44**
19.410.54	-	54	15	462	577	25	72.5	392	507	42.5	4.9	8	**19.413.54**
19.410.60	**19.411.60**	60	15	577	577	25	72.5	507	507	42.5	6.4	10	**19.413.60**

19.903.08 *Seal bracket for hatch door equipped with supports*

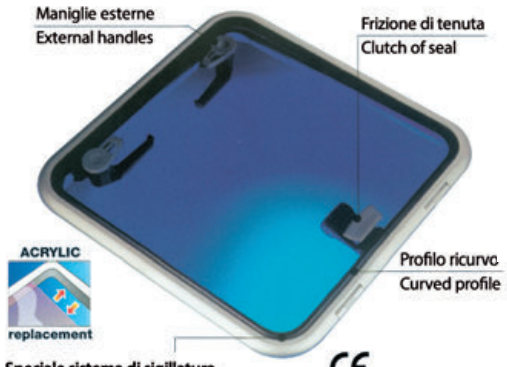

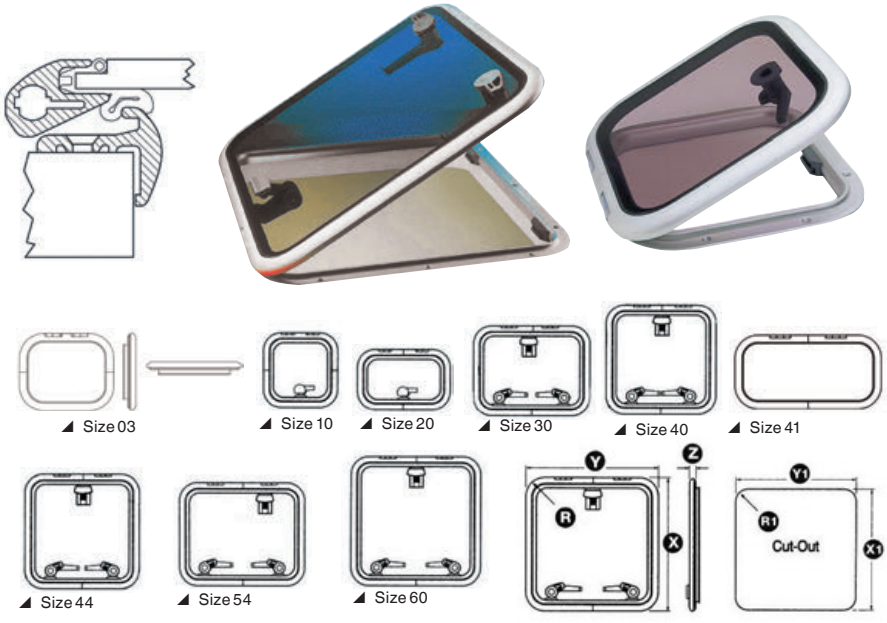

LEWMAR

LEWMAR Low Profile round hatch series

CE The profile sticks out as little as 25 mm from the deck. CE-approved for AREA 2.

Code	Model	Recessed flange protrusion mm	⟷ outside mm			⟷ cutting dimensions (vary if a counterflange is used) mm		kg	Acrylic thickness mm	Finish counterflange + mosquito net
			Ø	Z	HX	HY	Q1			
19.410.18	18	15	490	25	493	141	420	3.8	8	**19.413.18**
19.410.22	22	15	588	25	591	173	518	5.8	10	**19.413.22**

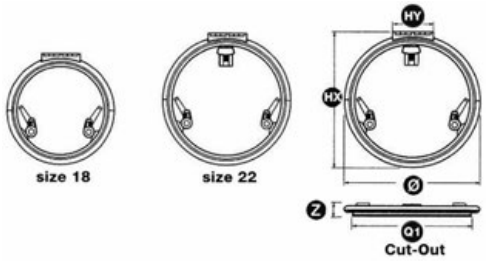

New **LEWMAR Ultra Low Profile Hatch**

LEWMAR

It clears your view by minimising clutter.

New ultra-low hatch that combines practicality, aesthetics, and ease of installation.

Sturdy and light frame. The hatch is placed 10 mm above the deck, turning it into a flush setup.

The cut-out dimensions align with those of Low Profile, Medium Profile, and Ocean series; this ensures easy retrofitting without modifications and additional deck drainage.

The lower frame features a silver anodised finish that ensures corrosion resistance in the harshest marine conditions.

Code	Size	Recessed flange protrusion mm	⟷ outside mm				⟷ cutting dimensions (vary using the counterflange) mm			kg	Acrylic thickness mm
			X	Y	Z	R	X1	Y1	R1		
19.210.10	10	25	321	321	10	72.5	260	260	42.5	2.2	12
19.210.20	20	25	263	408	10	72.5	202	347	42.5	2.3	12
19.210.44	44	25	503	503	10	72.5	442	442	42.5	4.8	12
19.210.60	60	25	568	568	10	72.5	507	507	42.5	6.4	12
19.210.70	70	25	688	688	10	72.5	627	627	42.5	9.5	12

◢ Ultra Low Profile

◢ Low Profile

LEWMAR

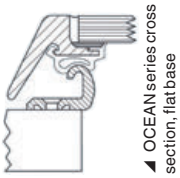

◀ OCEAN series cross section, flat base

LEWMAR Ocean hatch

CE

It is classic and extremely robust, for many years the first choice for thousands of boats worldwide.
CE approved for AREA 2. Model with flat base.

Code	Model	⟷ outside mm						⟷ cutting dimensions (vary if a counterflange is used) mm			kg	Acrylic thickness mm	Finish counterflange + mosquito net
		X	Y	Z	R	HY	HX	X1	Y1	R1			
19.420.10	10	324	324	39.5	75	138	5	255	255	40	2.26	10	-
19.420.20	20	266	411	39.5	69	225	5	197	342	34	2.74	10	**19.413.21**
19.420.30	30	391	521	39.5	75	335	5	322	452	40	4.5	10	**19.413.30**
19.420.40	40	485	485	39.5	75	299	5	416	416	40	4.76	10	**19.413.40**
19.420.60	60	574	574	43	76	367	4	502	502	40	10.8	12	**19.413.60**
19.420.70	70	694	694	43	76	487	4	622	622	40	13.2	12	**19.413.70**

19.903.08 *Seal bracket for hatch door equipped with supports*

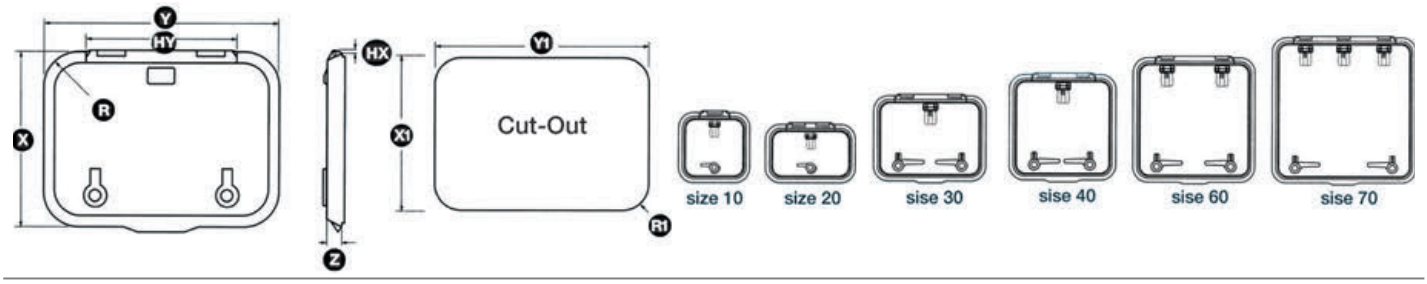

LEWMAR Flush Hatch

LEWMAR

CE

It requires a special recess to be installed into the deck to receive the hatch. Clean and simple look, no protruding parts, space-wise use of deck surface.
Technical data:
- **No visible frame**: the black acrylic panel is all that can be seen on deck.
- **Very thick self-supporting plexiglass lid.**
- 90° opening **stay**, self-locking in any position.
- Smoked lens available upon request.
- Exterior handle for use as **escape hatch**.
- CE-approved for 2A area.

Compatible with LEWMAR flyscreens, trimming rings and frames.

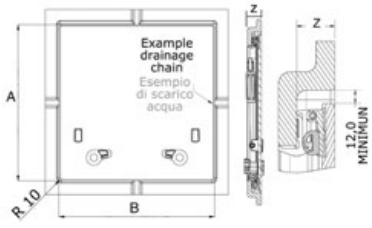

Code	Model	Recess thickness Z mm	⟷ external AxB mm	⟷ cut size mm	kg	Acrylic thickness mm	Finish counterflange + mosquito net
19.440.10	10	31	330x330	260x260	2.6	12	-
19.440.20	20	31	272x417	202x347	3.1	12	**19.413.20**
19.440.44	44	31	512x512	442x442	5.8	12	**19.413.44**
19.440.60	60	31	577x577	507x507	6.7	15	**19.413.60**
19.440.70	70	32-34	697x697	627x627	10.2	15	**19.413.70**

19.903.08 *Seal bracket for hatch door equipped with supports*

LEWMAR



LEWMAR pilot hatch

Sliding hatch designed for use on the wheelhouse and ensuring ventilation and radiation. For flat mounting. The styling complements the Low Profile and Medium Profile Hatch Ranges.
The external appearance of the pilot hatches matches perfectly with the Low and Medium Profile models.

Code	Model	External dimensions X<->Y mm	Cutting dimensions x1 <->y1 mm	Length of T-rail in mm	Recessed flange protrusion mm
19.450.60	60	581-577	507-507	373	15
19.450.78	78	844-790	770-720	638	15

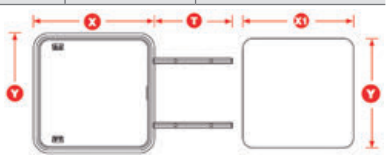

LEWMAR trimming ring and flyscreen

White colour (ivory color available on request).

Code	For hatches	Max deck thickness with series mm		Minimum deck thickness with series mm		For hatches art.
		Low pressure	Ocean	Low pressure	Ocean	
19.413.18	18	62	-	15	-	19.410.18
19.413.20	20 Low profile	62	-	15	-	19.410.20
19.413.21	20 Ocean	-	72	-	25	19.420.20
19.413.22	22	62	-	15	-	19.410.22
19.413.30	30	62	72	15	25	19.410.30; 19.411.30; 19.420.30
19.413.40	40	62	72	15	25	19.410.40; 19.420.40
19.413.44	44	62	-	15	-	19.410.44; 19.411.44; 19.440.44
19.413.54	54	62	-	15	-	19.410.54
19.413.60	60	62	72	15	25	19.410.60; 19.411.60; 19.420.60; 19.440.60
19.413.70	70	-	72	-	25	19.420.70

LEWMAR

Porthole LEWMAR NEW Standard

LEWMAR

EASY TO INSTALL

Portlight range with high quality finish and materials. Fitted with built-in friction levers to leave the portlight open in any position, quick and safe locking. Supplied with **white ABS trimming ring** (ivory colour available upon request), it includes **mounting screws and flyscreen**, smoked glass. Easy to install by a single person by fastening the trimming ring into the threaded bores. **CE-approved for AREA 2.**

CE

Code	Model	outside mm				cut size mm			kg	Acrylic thickness mm
		X	Y	Z	R	X1	Y1	R1		
19.430.00	0	176	323	4	62	156	303	52	1.1	8
19.430.10	1	191	367	4	62	171	347	52	1.3	8
19.430.18	1RE	191	367	4	95	171	347	85.5	1.3	8
19.430.20	2	176	425	4	62	156	405	52	1.4	8
19.430.30	3	191	449	4	62	171	429	52	1.7	10
19.430.40	4	191	646	4	62	171	637	52	2.4	8

Cerniere frizionate
non soggette a corrosione
Friction hinges
not subject to corrosion

Flange interna/esterna in alluminio resistenti alla corrosione
Internal/external flanges corrosion-resistant aluminum

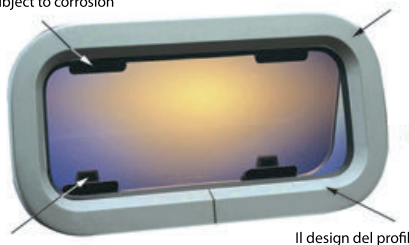

CE approved

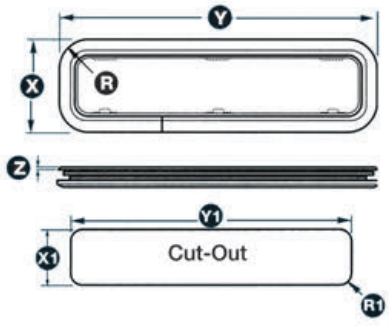

Maniglie rapide
non risentono delle vibrazioni
Rapid handles
are not affected by vibrations

Il design del profilo previene l'entrata dell'acqua anche su superfici inclinate
The profile design prevents water from entering even on sloping surfaces

LEWMAR flush portlights

LEWMAR

EASY TO INSTALL

CE

A series of porthlights meeting the needs for design and modern look. Built-in friction hinges and snap levers for quick and safe locking. Matt black powder-coated anodized aluminium frame for mounting on fiberglass and plexiglass. Fast and simple installation to be made by a single operator. The external threaded frame matches the internal trimming ring by means of thru screws.

Code	Model	outside mm				cut size mm			kg	Acrylic thickness mm	Certifications
		X	Y	Z	R	X1	Y1	R1			
19.430.04	0	175	322	4	5	156	303	5	1.3	12	CE Area 2
19.430.14	1	190	366	4	5	171	347	5	1.6	12	CE Area 2
19.430.34	3	190	448	4	5	171	429	5	2	12	CE Area 2
19.430.44	4	190	645	4	5	171	626	5	2.8	12	CE Area 2
19.430.64	6	200	490	4	5	181	471	5	2.2	-	CE Area 2

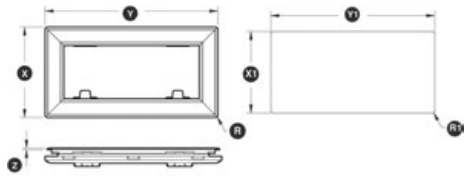

LEWMAR

LEWMAR AISI316 stainless steel portlight

AISI 316

CE

Fitted with friction hinges and quick-locking handles. The handles and hinges leave the lens clear of obstructions, giving it an uncluttered view and clean modern look.. **CE-approved for areas 1B and 2A.**
To be installed on 9-mm to 30-mm thick surfaces. Supplied with 20 x M5 studs for 17/2-mm thick surfaces. ABS internal trimming ring (chromed for size 8) and removable flyscreen.



Code	Model	outside mm			Cut size mm		kg	Acrylic glass thickness mm
		X	Y	Thickness	X1	Y1		
19.430.80	8	196	452	10	176	432	1.9	10
19.430.82	1 RE	191	367	10	171	347	1.7	10
19.430.84	7 RE	191	425	10	171	405	1.9	10

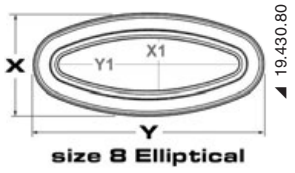

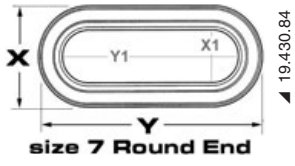

LEWMAR

LEWMAR AISI316 stainless steel round portlight

AISI 316

CE

Supplied with **trimming ring made of chromed ABS, mounting screws** and smoked lens. Fast and simple installation by means of a ring nut with threaded bores, to be made by a single operator. 180° opening. **CE-approved for category B Area 1.**

Code	Outside mm	Cut size mm	Light mm	For hulls with thickness
19.431.25	250	230	160	8 to 24 mm
19.431.30	300	250	200	8 to 24 mm

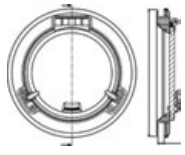

LEWMAR

LEWMAR ventilator

Made of reinforced plastic, it exchanges air and prevents water seepage. It can be mounted onto the hatch glass or on the deck. Universal model complying with the CE ISO 12216:2003 standards.

Code	External Ø mm	Recess bore mm
19.041.01	170	76

LEWMAR Low Profile hatch spare parts

LEWMAR

For hatches manufactured from 1998 on (see code A399XX03, 359XX503, etc. on plexiglass lens).

For hatch models	Friction lever	Seal	Hinge kit	Hinge cover (10 pcs)	RIGHT+LEFT locking lever kit	Plexiglass*	Frame coupling rod	Hatch stay
0	-	19.901.00	19.903.05	19.903.06	19.910.02**	-	19.903.07	-
3	-	19.901.03	19.903.05	19.903.06	19.910.02**	-	19.903.07	-
10	-	19.901.10	19.903.05	19.903.06	19.910.02**	19.902.10	19.903.07	-
18	-	19.901.18	19.903.05	19.903.06	19.910.11	-	-	-
20	-	19.901.20	19.903.05	19.903.06	19.910.02**	19.902.20	19.903.07	-
22	19.903.01	19.901.22	19.903.05	19.903.06	19.910.11	-	-	-
30	19.903.01	19.901.30	19.903.05	19.903.06	19.910.11	19.902.30	19.903.07	19.903.08
40	19.903.01	19.901.40	19.903.05	19.903.06	19.910.11	19.902.40	19.903.07	19.903.08
44	19.903.01	19.901.44	19.903.05	19.903.06	19.910.11	19.902.44	19.903.07	19.903.08
50	19.903.01	19.901.50	19.903.05	19.903.06	19.910.11	-	19.903.07	19.903.08
54	19.903.01	19.901.54	19.903.05	19.903.06	19.910.11	-	19.903.07	19.903.08
60	19.903.01	19.901.60	19.903.05	19.903.06	19.910.11	19.902.60	19.903.07	19.903.08
65	19.903.01	19.901.65	19.903.05	19.903.06	19.910.11	-	19.903.07	19.903.08

* *Plexiglass with gasket and handles for hatches with clutch. For models without corresponding available on order*

** **19.910.02** *It only contains the left lever*

LEWMAR Medium Profile hatch spare parts

LEWMAR

For hatches manufactured from 1998 on (see code A399XX02, 359XX503, etc. on plexiglass lens).

For hatch models	Friction lever	Fitting*	Hinge kit	Hinge cover (10pcs)	RIGHT+LEFT closing lever kit	Frame coupling rod	Hatch stay
30	19.903.01	19.911.30	19.903.05	19.903.06	19.910.11	19.903.07	19.903.08
40	19.903.01	19.911.40	19.903.05	19.903.06	19.910.11	19.903.07	19.903.08
44	19.903.01	19.911.44	19.903.05	19.903.06	19.910.11	19.903.07	19.903.08
50	19.903.01	-	19.903.05	19.903.06	19.910.11	19.903.07	19.903.08
54	19.903.01	19.911.54	19.903.05	19.903.06	19.910.11	19.903.07	19.903.08
60	19.903.01	19.911.60	19.903.05	19.903.06	19.910.11	19.903.07	19.903.08
65	19.903.01	-	19.903.05	19.903.06	19.910.11	19.903.07	19.903.08
70	19.903.01	-	19.903.05	19.903.06	19.910.11	19.903.07	19.903.08
77	19.903.01	-	19.903.05	19.903.06	19.910.11	19.903.07	19.903.08

* **Seals** *for models without corresponding code are available on request*
Plexiglass *upon request*



LEWMAR Ocean hatch spare parts

LEWMAR

Ocean hatch spare parts. Since 1991.

For hatch model	Friction lever	Seal*	RIGHT+LEFT closing lever kit	Hatch stay
10	19.903.02	-	19.910.02**	-
20	19.903.02	19.921.20	19.910.02**	-
30	19.903.03	19.921.30	19.910.11	19.903.08
40	19.903.03	-	19.910.11	19.903.08
44	19.903.04	-	19.910.11	19.903.08
50	19.903.04	19.921.50	19.910.11	19.903.08
54	19.903.04	-	19.910.11	19.903.08
60	19.903.04	19.921.60	19.910.11	19.903.08
70	19.903.04	19.921.70	19.910.11	19.903.08
77	19.903.04	-	19.910.11	19.903.08

* *Seals* for models without a corresponding code are available on request;
Hinge kit available upon request;
Spare plexiglas panel no longer manufactured

** 19.910.02 It only contains the left lever

LEWMAR standard portlight spare parts

LEWMAR

For standard portlights:
- New series: manufactured from 1997 on (recognizable by the snap locking lever).
- Old series: manufactured from 1982 up to 1998 (recognizable by the L-shaped locking lever)

Porthole model	For standard portholes NEW SERIES *					For standard portholes OLD SERIES **	
	Inner plastic frame	Seal	Right+left locking lever	Plexiglass	Flyscreen	Right locking lever	Left locking lever
0	19.933.00	19.931.00	19.910.00	19.932.00	19.433.01	19.910.08	19.910.09
1	19.933.10	19.931.10	19.910.00	19.932.10	19.433.11	19.910.08	19.910.09
1 RE	-	-	19.910.00	-	19.433.12	-	-
2	19.933.20	19.931.20	19.910.00	19.932.20	19.433.21	19.910.08	19.910.09
3	-	19.931.30	19.910.00	19.932.30	19.433.31	19.910.08	19.910.09
4	19.933.40	19.931.40	19.910.00	19.932.40	19.433.41	19.910.08	19.910.09
4 DX	-	19.931.45	19.910.00	-	-	19.910.08	19.910.09
4 SX	-	19.931.45	19.910.00	-	-	19.910.08	19.910.09

* NEW SERIES: Seals, frames, mosquito nets, and plexiglass for portholes of models without corresponding code are available on request.

** OLD SERIES: Gaskets for portholes of models without corresponding code are available on request; Plexiglass on request; Frames and mosquito nets no longer produced.

LEWMAR

Spare parts for LEWMAR Flush Hatch 2G portholes

Standard size spare parts for Lewmar Flush 2G, manufacture from 2006 up to now.

For hatch models	Plexiglass*	Seal	Locking levers	Hinge	Frame coupling	Hatch stay
10	19.914.10	19.916.10	-	-	-	-
20	19.914.20	19.916.20	19.910.07	-	-	-
70	19.914.70	19.916.70	19.910.11	19.915.03	19.915.04	19.915.05
44	19.914.44	19.916.44	-	-	-	-
60	19.914.60	19.916.60	-	-	-	-

LEWMAR

Spare parts for LEWMAR Flush Hatch 3G portholes

Standard size spare parts for Lewmar Flush 3G, manufacture from 2010 up to now.

For hatch model	Plexiglass	Seal	Locking levers	Hinge	Frame coupling	Hatch stay
10	19.913.10	19.915.10	19.915.01	19.915.06	19.915.04	-
20	19.913.20	19.915.20	19.915.01	19.915.06	19.915.04	-
44	19.913.44	19.915.44	19.915.02	19.915.06	19.915.04	19.915.05
60	19.913.60	19.915.60	19.915.02	19.915.06	19.915.04	19.915.05
70	19.913.70	19.915.00	19.915.02	19.915.06	19.915.04	19.915.05

Brass and stainless steel portlights and hatches

Vemefa portlight

Made of mirror-polished **stainless steel**, fitted with trimming ring. Watertight snap locking.

Code	Telescope neck in mm	Net light mm	Overall diameter in mm
19.070.01	5/17	100	165
19.070.02	5/17	125	190
19.070.03	5/17	150	215

Tondo thin edge portlight

Made of **chromed brass**, fitted with rear **watertight** ring, wing nut locking.

Code	Net light mm	Ø cut mm	Overall diameter in mm	Useful neck mm
19.697.03	100	125	150	12
19.697.04	125	152	180	12
19.697.05	150	177	200	12

Ovale large portlight

Made of **chromed brass**, fitted with rear **watertight** ring, wing nut locking.

Code	Net light mm	Ø cut mm	Overall diameter in mm	Useful neck mm
19.698.05	170x340	195x365	265x435	20/70

DOMETIC blinds for portlights and hatches

Simple and stylish shading solutions for portlights and hatches.

DOMETIC SkySol PleatedShade for portlights and small windows

A stylish, cost-effective pleated blind for portlights and small windows for a simple and quick installation. Harmony pleated fabric in cream colour. Bulkhead mounting top stack and hold down with popper. SkySol PleatedShade is available in standard and custom sizes on demand. Further colors available on demand: navy (blue) and ivory.

DOMETIC

Code	⟷ fabric mm		Fabric colour
	X	Y	
19.860.02	381	305	cream
19.860.03	508	305	cream
19.859.02	381	305	white
19.859.03	508	305	white

DOMETIC Skysol Motion pleated blind for hatches and portlights

DOMETIC

DAME AWARD 2013

Self-retractable system for immediate installation: the elegant pleated fabric is easily applicable to several indoor environments.
Ideal for hatches and portlights, this DAME Award winning product offers the practicality and convenience of the traditional rolling blinds combined with the elegant look and feel of pleated solutions.
This UV-resistant, fully marinised rolling blind is a cost-engineered quality product for competitive pricing.
Choice of fabrics in white and cream colour for custom-made blinding and insulating effects upon request.



Code	⟷ fabric mm		Colour
	X	Y	
19.890.01	**350**	**400**	white
19.890.02	**450**	**520**	white
19.890.03	**550**	**640**	white
19.890.04	**680**	**750**	white

DOMETIC

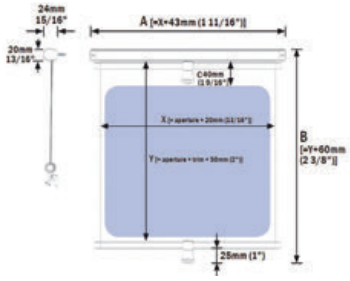

DOMETIC Skyshade Portshade 320 roller blind for portlights and small windows

Ultra-slim cassette roller blind, suitable for even the smallest of portlights.
It can be used for vertical or horizontal surfaces, with the added benefit of also being well suited for curved surfaces. 100% blackout fabric, simple installation.
Available upon request in a wide range of standard and custom sizes. Cassette colour: white (RAL9016). Beige (RAL9001) available on request.

Code	⟷ fabric mm		Color of the roller cassette
	X	Y	
19.850.02	340	280	☐ white
19.850.03	380	280	☐ white
19.850.04	460	320	☐ white
19.850.05	660	320	☐ white
19.850.06	720	320	☐ white

DOMETIC

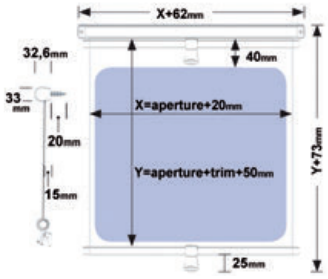

DOMETIC Skyshade Cabinshade roller blind for hatches and portlights

It is a cassette roller blind housed in a simple, functional extrusion for hatches or portlights. It can be used for vertical or horizontal surfaces, with the added benefit of also being well suited for slightly curved surfaces. 100% blackout white fabric. Simple installation.
It can be used for vertical or horizontal surfaces, with the added benefit of also being well suited for slightly curved headlinings. 100% blackout fabric, white. Simple installation.
Custom production available upon request. Roller cassette colour: white; also available in beige or anodised silver upon request.

Code	⟷ fabric mm		Color of the roller cassette
	X	Y	
19.880.01	360	440	☐ white
19.880.02	470	510	☐ white
19.880.03	550	600	☐ white

DOMETIC

DOMETIC Skyshade Hatchshade 750 roller blind for hatches and windows

It is a cassette roller blind housed in an elegant profiled design. Suitable for vertical or horizontal surfaces and easy to fit.100% blackout fabric. Hold down with toggle.
HatchShade 750 is available in standard and custom sizes on demand. Cassette colour: white (RAL9016). On demand available in beige, too (RAL9001).

Code	⟷ fabric mm		Color of the roller cassette
	X	Y	
19.870.60	556	600	☐ white
19.870.70	679	700	☐ white

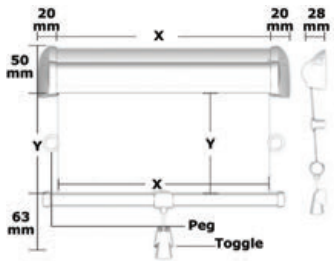

DOMETIC SkyScreen blinds and flyscreens

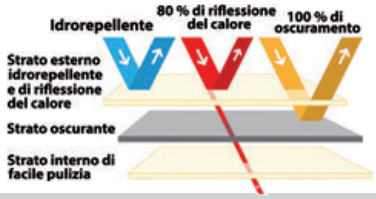

A roller blind with 100% light screening and a mosquito net, combined in a single custom-made unit for boat hatches. A 3-layer blackout fabric combines 100% blackout effect with 80% heat reflection in a waterproof, UV-resistant material with minimal maintenance requirements.
On request: SkyScreen available in various standard sizes or custom-made to fit any hatch.

DOMETIC SkyScreen Roller Surface 2 roller blind and flyscreen - surface mounted

Entry-level system for hatches to be installed on the surface of the cabin internal coating:
- 100% blackout blind and flyscreen (both white) combined in one low profile and modern design PVC unit.
- User-friendly magnetic locking between blind and flyscreen.
- Optional to be ordered separately: flexible finishing frame 19.809.05/20

Standard or custom sizes available on demand and tailored to fit any hatch. Frame colour: white (RAL9016), beige (RAL9001) available on demand.

Code	Made for hatchway model	Internal Cutting Dimensions mm		Colour of the structure, fabric and mosquito net
		X	Y	
19.802.10	Lewmar 10	260	260	white
19.802.20	Lewmar 20	347	202	white
19.802.40	Lewmar 40	421	421	white
19.802.44	Lewmar 44	442	442	white
19.802.60	Lewmar 60	507	507	white
19.802.70	Lewmar 70	627	627	white
19.802.02	Bomar 1029	470	340	white
19.802.05	Bomar 1039	514	514	white
19.802.04	Bomar 1080	470	470	white

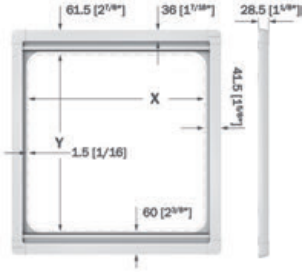

19.899.01 *Pair of Replacement Handles for Surface Skyscreen and Recessed Skyscreen*

DOMETIC SkyScreen Recessed roller blind and flyscreen – installation flush with yacht's headlining

Entry-level system for rectangular and round hatches for recess and flush mounting with the cabin headlining. 100% blackout blind and flyscreen combined in a pre-treated polyester coated aluminium unit.
- Optional to be ordered separately: flexible liner 19.809.05/20.

Standard or custom sizes available on demand and tailored to fit any hatch. Frame colour: white (RAL9016), beige (RAL9001) available on demand.

Code	Made for hatchway model	Also suitable for hatch model	Internal Cutting Dimensions mm		Structure Color
			X	Y	
19.805.10	Lewmar 10 (19.410.10; 19.420.10; 19.440.10)	Bomar 910 (19.910.10)	260	260	white
19.805.20	Lewmar 20 (19.410.20; 19.420.20)	-	347	203	white
19.805.40	Lewmar 40 (19.410.40; 19.420.40; 19.440.40)	-	421	421	white
19.805.44	Lewmar 44 (19.410.44; 19.420.44; 19.440.44)	-	442	442	white
19.805.60	Lewmar 60 (19.410.60; 19.420.60; 19.440.60)	Bomar 1039 (19.720.05)	507	507	white

19.899.01 *Pair of Replacement Handles for Surface Skyscreen and Recessed Skyscreen*



ABS round finishing
19.805.02

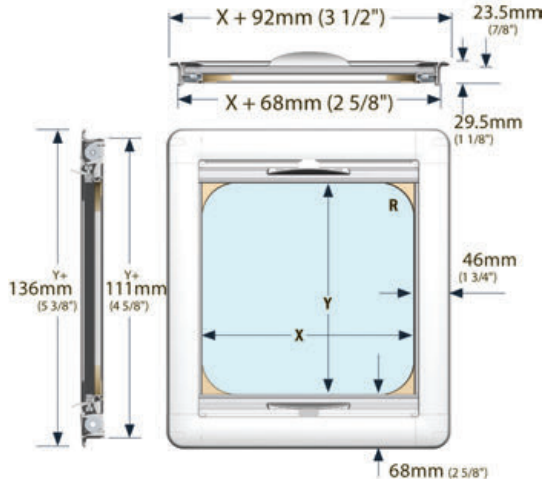

DOMETIC

DOMETIC SkyScreen Pleated blind and flyscreen – surface mounted

This stylish and easy-to-fit solution for rectangular and round hatches is designed to be surface mounted or concealed in the cabin internal coating.
100% blackout blind and flyscreen in pleated fabric combined in one ultra-slim alloy cassette.

- Optional to be ordered separately: liner made of four separate moulded pieces.

Standard or custom sizes available on demand and tailored to fit any hatch. Frame colour: white (RAL9016), beige (RAL9001) available on demand.

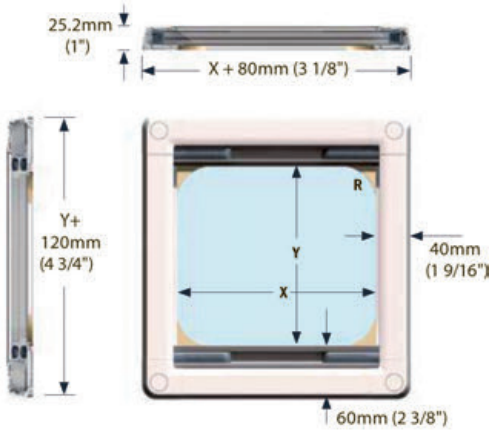

Code	Made for hatchway model	Also suitable for hatch model	Internal Cutting Dimensions mm		Structure Color
			X	Y	
19.803.10	Lewmar 10 (19.410.10 - 19.420.10)	-	260	260	☐ white
19.803.44	Lewmar 44 (19.410.44; 19.420.44; 19.440.44)	-	442	442	☐ white
19.803.60	Lewmar 60 (19.410.60; 19.420.60; 19.440.60)	-	507	507	☐ white
19.803.02	Bomar 1029 (19.720.02)	Lewmar 30 (19.410.30; 19.420.30)	470	340	☐ white
19.803.05	Bomar 1039 (19.720.05)	-	514	514	☐ white

DOMETIC

DOMETIC Flexible PVC Liner for SkyScreen Surface and SkyScreen Recessed models

The finishing frame for SkyScreen consists of a single seal made of extruded, flexible material, UV-resistant and durable over time.
Maximum height: 62 mm, also available upon request at 118 mm.
Can be easily cut to reduce height.
Colour: white (RAL9016).

Code	Length of roll counterframe m	Number of joint clamps	Underframe height mm	Colour
19.809.20	20	12	62	☐ white
19.809.05	2.5	1	62	☐ white

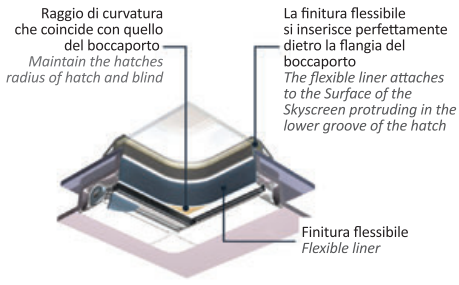

Portlight blinds and accessories

Hatch cover

Manufactured in UV-resistant ATLAS GOLDEN RANGE fabric at gr/m².
They are breathable and reduce condensation.
Anti-wind fastening system

Code	External length mm	External depth mm	Ø mm	Style manhole	Colour
19.350.02	330	330	-	Square	blue
19.350.03	450	450	-	Square	blue
19.350.04	500	500	-	Square	blue
19.350.05	580	580	-	Square	blue
19.350.06	700	700	-	Square	blue
19.350.07	770	770	-	Square	blue
19.351.01	400	260	-	Rectangular	blue
19.351.02	520	400	-	Rectangular	blue
19.351.03	580	460	-	Rectangular	blue
19.352.02	-	-	500	circular	blue
19.352.03	-	-	600	circular	blue
19.353.02	600	620	-	Trapezoidal	blue

Climavision Mare blackout blind

Fitted with **epoxy-coated aluminium** frame and **stainless steel** springs. Polyester blackout fabric with **silver metallized** external side to ensure complete blackout at night and sun light reflection during the day. For mounting under hatches or in front of portlights in a matter of seconds. No modification required.

Code	A mm	B mm	Suitable for manholes or portholes with max clear light	Colour
19.359.01	360	400	330x330	white
19.359.02	450	500	410x410	white
19.359.03	500	600	460x500	white
19.359.04	550	650	510x550	white
19.359.05	680	780	620x680	white

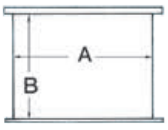

Blinds + flyscreens

A single with a dual function: blind and flyscreen that lets air in. Fast mounting with suction pads.

Code	Description	⟷ outside mm	Suitable for manhole max mm (cut)	Suitable for max mm portholes
19.356.01	Single	350x350	300x300	-
19.356.02	Single	600x600	520x520	-
19.356.03	Single	800x800	720x720	-
19.356.05	2-pcs kit	230x490 (single) - 230x700 (double)	-	180x430 (single) - 180x650 (double)





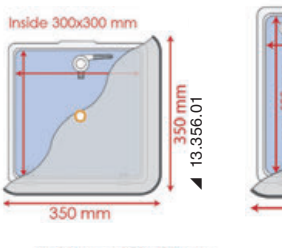

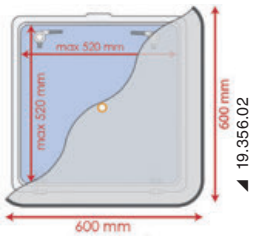

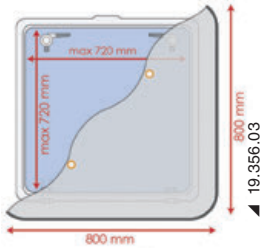

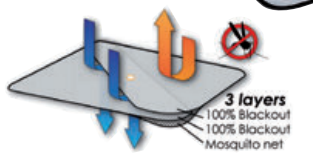

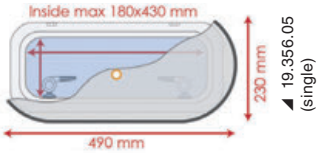

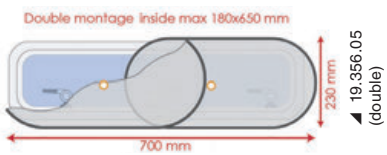

OCEANSOUTH

◢ 19.348.01/08

◢ 19.349.01/08

New Lewmar Flush manhole covers

Made from ATLAS fabric 310 g/m², waterproof, breathable and UV resistant.

blue	grey	Size	Style manhole	⟷ outside mm	
				X	Y
19.348.01	19.349.01	10	Square	330	330
19.348.02	19.349.02	20	Rectangular	417	272
19.348.05	19.349.05	44	Square	512	512
19.348.07	19.349.07	60	Square	577	577
19.348.08	19.349.08	70	Square	697	697

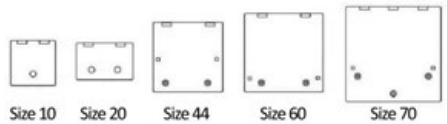

OCEANSOUTH

◢ 19.346.02/11

◢ 19.347.02/11

New Lewmar Low profile hatch covers

Made from ATLAS fabric 310g/m², waterproof, breathable and UV resistant.

blue	grey	Size	Style manhole	⟷ outside mm		Ø mm
				X	Y	
19.346.02	19.347.02	3	Rectangular	301	246	-
19.346.03	19.347.03	10	Square	330	330	-
19.346.04	19.347.04	20	Rectangular	417	272	-
19.346.05	19.347.05	30	Rectangular	527	397	-
19.346.06	19.347.06	40	Square	491	491	-
19.346.07	19.347.07	41	Rectangular	491	246	-
19.346.08	19.347.08	44	Square	512	512	-
19.346.10	19.347.10	54	Rectangular	577	462	-
19.346.11	19.347.11	60	Square	577	577	-
19.346.12	19.347.12	70	Square	698	698	-
19.346.15	-	18	circular	-	-	490
19.346.16	-	22	circular	-	-	588

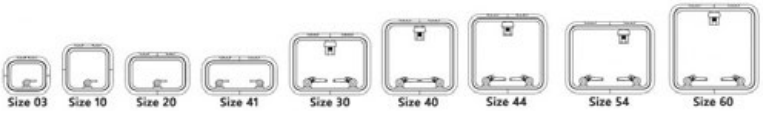

Flyscreen for hatches and portlights

In black polyester. Installed in seconds via suction or magnetic attachment.
Supplied with bag for storage when not in use.

Code	⟷ outside mm	Suitable for manhole max mm	Suitable for max mm portholes	Fixing
19.366.00	350x350	300x300	-	suction cup/magnet
19.366.01	600x600	520x520	-	suction cup/magnet
19.366.02	800x800	720x720	-	suction cup/magnet
19.366.14	490x230	-	430x180	suction cup/magnet
19.366.15	700x300	-	650x200	suction cup/magnet

◢ 19.366.00/01/02

◢ 19.366.14/15

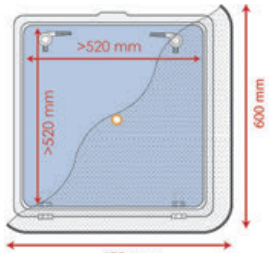

◢ 19.366.01

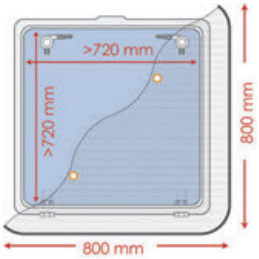

◢ 19.366.02

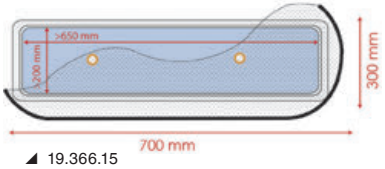

◢ 19.366.15

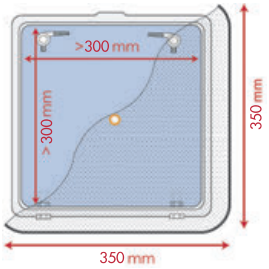

◢ 19.366.00

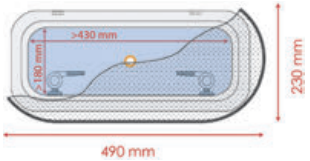

◢ 19.366.14



Flyscreen mesh for hatches for outdoor purposes

Mosquito net for external mounting on the manhole.
Instant attachment via weighted tape at the base.

Code	⟷ mm
19.355.10	620x620
19.355.11	720x720
19.355.12	700x1200x800 h

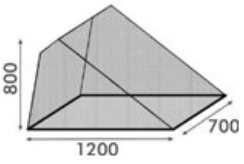

19.355.12

19.355.11

Companionway protection hood

Universal hatch protection hood with ribbon on the lower side for fastening.

Code	Description	Colour
19.355.00	Polyester mosquito net	Black
19.355.05	Blind + mosquito net	White/silver and black band

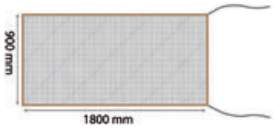



19.355.00

19.355.05

Universal air flow conveyor for any type of portlights

Made of **white plastic**, compact size, it can be installed and removed in a matter of seconds and provides optimal ventilation for cabins.

Code	⟷ mm flattened
19.041.00	350x400

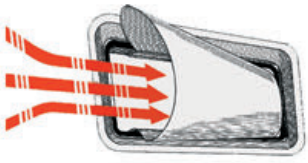

PSP MARINE TAPES for seals of portlights, hatches windows, etc

Designed to make these openings **watertight**.

Code	Material/Colour	Thickness mm	Width mm	Length m
19.114.00	black PVC foam	3	19	3
19.114.01	black PVC foam	6	25	3

Self-adhesive tape for seals of portlights, hatches, windows, etc.

Designed to make these openings **watertight**.

Code	Material/Colour	Thickness mm	Width mm	Length m
19.115.15	black PVC foam	10	15	5
19.115.20	black PVC foam	10	20	5

PSP MARINE TAPES double-sided soft tape

It has two adhesive faces with a soft PVC foam tape in between. Ideal to fix uneven surfaces or to avoid vibrations.

Code	Material	Thickness mm	Roll
19.116.01	black PVC foam	3	19 mm x 3 m
19.116.02	black PVC foam	3	25 mm x 3 m

Doorstop hook

Remove one or two chain links to get the length required.

Code	Material	Length mm
19.132.70	Chromed brass	250

Prisms and clear viewers

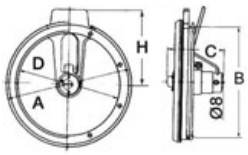

EIWA pivoting clear viewer

The tempered glass disc reaches its maximum speed in as little as 10 seconds. Instant centrifuge system for water splashes, rain, salt, mud, etc.

Code	V	W	Ø external A mm	Clear light D mm	Hole B mm	C mm	H mm	RPM	kg
19.152.60	12	34	350	300	326	163	212	2000	6
19.152.61	24	34	350	300	326	163	212	2000	6

Windshield wipers

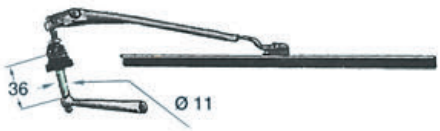

Hand-operated windshield wiper

Made of **chromed brass** with **stainless steel** arm and neoprene wiper blade.

Code	Brushmm	Replacement brush
19.150.00	280	**19.152.40**

Hooded watertight windshield wiper

Stainless steel arm and blades.

Code	V	Angle of strike	Automatic return	Telescopic arm mm	Brushmm	Replacement brush
19.151.52	12	110°	Yes	250/280	280	**19.152.40**
19.151.53	12	110°	Yes	300/350	350	**19.152.41**

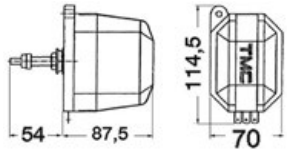

Pantograph arm for 70W motor - 19.185.01/02

STAINLESS STEEL / ACCIAIO INOX

Polished stainless steel arms and wiper blades with windshield wiper. DIN connector.

Code	Description	Length mm	Glass washing device
19.190.01	Pantograph telescopic arm	650/800	Yes
19.194.01	Brush	600	Yes
19.194.02	Brush	700	Yes
19.194.03	Brush	800	Yes

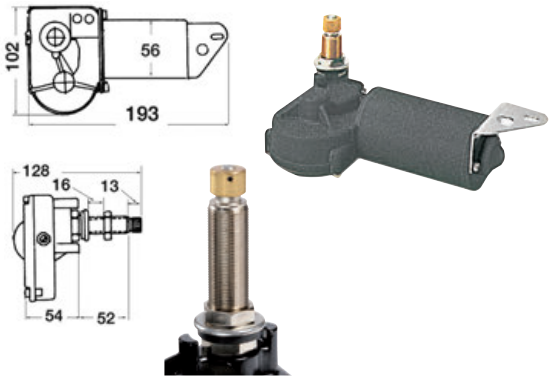

TMC watertight windshield wiper motor

Completely made of stainless steel. Applicable on walls up to a thickness of 50 mm, high-power motor that can operate without issues for hours. Equipped with adjustable cams to change the cleaning angle at levels: 80°- 100°- 110°- 120°, stall force 100 kg/cm² 9.8 Nm. **Returns to rest position by turning off the power.**

Code	V	Automatic return	Colour	For arm type	For brush type
19.172.40	12	Yes	Black coated	19.152.xx	19.112.xx
19.172.41	24	Yes	Black coated	19.152.xx	19.112.xx

TMC hooded watertight windshield wiper motor

New **hooded** model fitted with UV-resistant white **technopolymer** body. **Brass** shaft that fits glass panes up to 40-mm thick.

Code	V	Maximum torque	Adjustable stop angles	Speed	Automatic return	For arm type	For brush type	⟷ mm
19.175.12	12	100 kgf/cm (9.8 Nm)	83-100-110-120°	2	Yes	19.152.xx	19.112.xx	210x110x68 thickness
19.175.24	24	100 kgf/cm (9.8 Nm)	83-100-110-120°	2	Yes	19.152.xx	19.112.xx	210x110x68 thickness

20W motor for max 550-mm wiperarms and blades

3.43-Nm torque, max 12.0 Nm. 55-dB max noise.

Code	V	Speed	Adjustable strike angle	Automatic return to "0"	L mm	For arm type	For brush type
19.182.03	12	2 (35-45 RPM)	50/70/90/100°	Yes	25	**19.152.xx**	**19.112.xx**
19.182.01	12	2 (35-45 RPM)	50/70/90/100°	Yes	51	**19.152.xx**	**19.112.xx**
19.182.02	24	2 (35-45 RPM)	50/70/90/100°	Yes	51	**19.152.xx**	**19.112.xx**

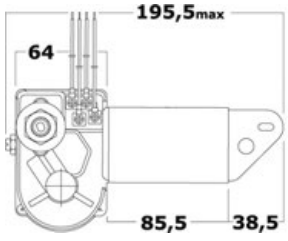

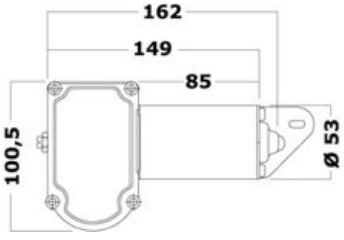

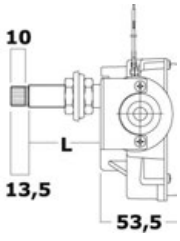

Matt black stainless steel telescopic wiper arm



Code	For windscreen wipers	Compatible with brushes	Adjustable
19.152.14	19.172.40; 19.172.41; 19.175.12; 19.175.24	19.112.xx	265 to 335 mm
19.152.15	19.172.40; 19.172.41; 19.175.12; 19.175.24	19.112.xx	325 to 460 mm
19.152.16	19.172.40; 19.172.41; 19.175.12; 19.175.24	19.112.xx	455 to 615 mm

Stainless steel parallelogram arm for windshield wipers

Code	For windscreen wipers	Compatible with brushes	Length mm
19.152.36	19.172.40; 19.172.41; 19.175.12; 19.175.24	19.112.xx	305/360
19.152.45	19.172.40; 19.172.41; 19.175.12; 19.175.24	19.112.xx	381/432
19.152.55	19.172.40; 19.172.41; 19.175.12; 19.175.24	19.112.xx	432/560

Matt black stainless steel blade with special silicone flaps for windshield wipers

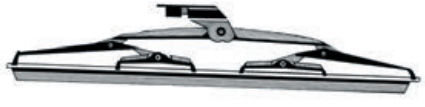

Code	For black coloured windscreen wipers	Length mm
19.112.12	19.172.40; 19.172.41; 19.175.12; 19.175.24	305
19.112.14	19.172.40; 19.172.41; 19.175.12; 19.175.24	356
19.112.16	19.172.40; 19.172.41; 19.175.12; 19.175.24	405
19.112.18	19.172.40; 19.172.41; 19.175.12; 19.175.24	457
19.112.20	19.172.40; 19.172.41; 19.175.12; 19.175.24	505
19.112.22	19.172.40; 19.172.41; 19.175.12; 19.175.24	559

Professional windshield wipers

OSCULATI

A range of windshield wipers designed for boats and made of stainless materials.

20W motor for max 550-mm wiperarms and blades

3.43Nm torque, max 12.0 Nm. Fixing shaft length L=48 mm (other dimensions on request). 55-dB max noise. DIN connector.

Code	V	Speed	Adjustable strike angle	Automatic return to "0"
19.181.01	12	2 (35-45 RPM)	50/70/90/100°	Yes
19.181.02	24	2 (35-45 RPM)	50/70/90/100°	Yes

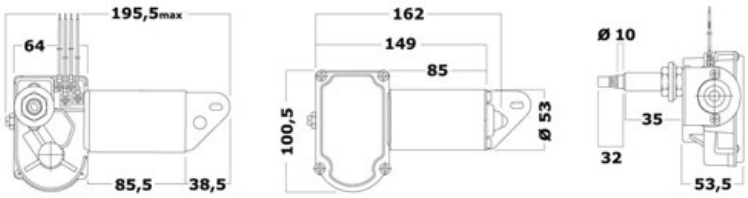

◢ 19.188.01/02

◢ 19.193.01/03/11/13

◢ 19.189.01/02

◢ 19.193.02/12

Regular and pantograph telescopic wiper arm for 20W motor - 19.181.01/02

STAINLESS STEEL / ACCIAIO INOX

Polished stainless steel arms and wiper blades. DIN fitting.

Code	Description	Length mm	Windscreen washing device
19.188.01	**Regular telescopic arms**	350/450	no
19.188.02	**Regular telescopic arms**	450/550	no
19.193.01	Brush	400	-
19.193.02	Brush	450	-
19.193.03	Brush	500	-
19.189.01	Pantograph telescopic arm	350/450	Yes
19.189.02	Pantograph telescopic arm	450/550	Yes
19.193.11	Brush	400	-
19.193.12	Brush	450	-
19.193.13	Brush	500	-



30W motor for max 550-mm arms and wiper blades

5.0-Nm torque (max 22.0 Nm). Fixing shaft length L=48 mm (other dimensions on request). 55-dB max noise. DIN connector.

Code	V	Speed	Adjustable strike angle	Automatic return to "0"
19.183.01	12	2 (35/45 RPM)	70°/80°/90°/95°	Yes
19.183.02	24	2 (35/45 RPM)	70°/80°/90°/95°	Yes

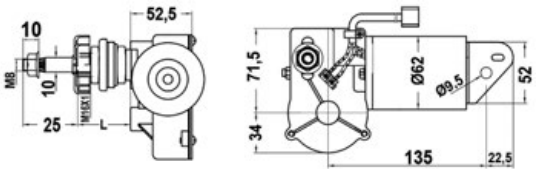

◢ 19.188.02

◢ 19.193.02/04/12/14

◢ 19.189.02

◢ 19.193.03/13

Regular and pantograph arm for 30W motor - 19.183.01/02

STAINLESS STEEL / ACCIAIO INOX

Polished stainless steel arms and wiper blades. DIN fitting.

Code	Description	Length mm	Windscreen washing device
19.188.02	**Regular telescopic arms**	450/550	no
19.193.02	Brush	450	-
19.193.03	Brush	500	-
19.193.04	Brush	550	-
19.189.02	Pantograph telescopic arm	450/550	Yes
19.193.12	Brush	450	-
19.193.13	Brush	500	-
19.193.14	Brush	550	-

50W motor for max 800-mm arms and max 700-mm wiper blades

7-Nm torque (max 24 Nm). Fixing shaft length L2=60 mm (other dimensions on request). 50-dB max noise. DIN connector.

Code	V	Speed	Beating angle	Automatic return to "0"
19.184.01	12	2 (35/45 RPM)	(L1) 75° *	Yes
19.184.02	24	2 (35/45 RPM)	(L1) 75° *	Yes

* *Other angles on request from 60° to 95°.*

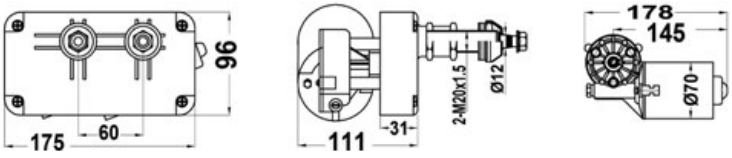

Pantograph arm for 50W motor - 19.184.01/02

STAINLESS STEEL / ACCIAIO INOX

Polished stainless steel arms and wiper blades with windshield wiper. DIN connector.

Code	Description	Length mm	Glass washing device
19.190.01	Pantograph telescopic arm	650/800	Yes
19.194.01	Brush	600	Yes
19.194.02	Brush	700	Yes

◢ 19.190.01

◢ 19.194.01

◢ 19.194.02

70W motor for max 800-mm arms and wiper blades

9-Nm torque (max 35 Nm). Fixing shaft length L=60 mm (other dimensions on request). 50-dB max noise. DIN connector.

Code	V	Speed	Beating angle	Automatic return to "0"
19.185.01*	12	2 (30/45 RPM)	(L1) 80°	Yes
19.185.02	24	2 (30/45 RPM)	(L1) 80°	Yes

* *Other angles on request from 70° to 90°*

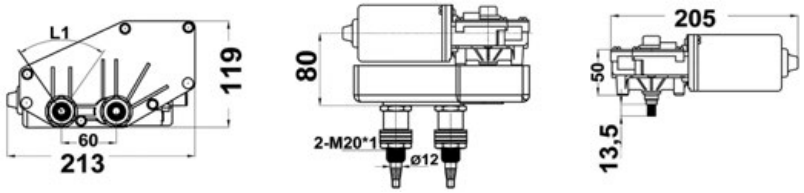

100W motor for max 900-mm arms and max 1000-mm wiper blades

12Nm torque, max 60 Nm. Fixing shaft length L=60 mm (other dimensions on request). 50-dB max noise. DIN connector.

Code	V	Speed	Beating angle	Automatic return to "0"
19.186.02	24	2 (30/45 RPM)	70° *	Yes

* *Other angles on request from 36° to 95°*

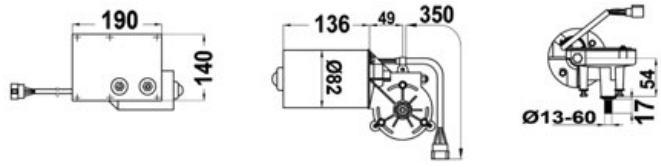

Pantograph arm for 100W motor - 19.186.02

STAINLESS STEEL / ACCIAIO INOX

Polished stainless steel arms and wiper blades with windshield wiper. DIN connector.

Code	Description	Length mm	Glass washing device
19.191.01	Pantograph arm	800	Yes
19.191.02	Pantograph arm	900	Yes
19.195.01	Brush	900	Yes
19.195.02	Brush	1000	Yes

◢ 19.191.01/02

◢ 19.195.01

◢ 19.195.02

Accessories for windshield wipers

Two-speed windshield wiper control switch

Code	Description
19.752.28	For 12V windshield wipers fitted **with** automatic return to standby position

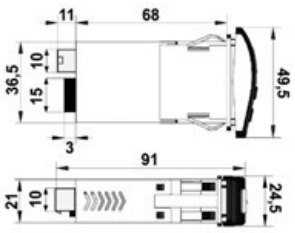

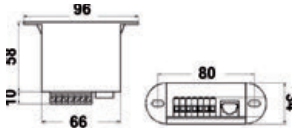

Universal smart switch for windshield wiper

Universal 12/24 volt, LED backlit switch, same look and recess fit sizes of genuine USA CARLINGSWITCH switches.
Version for 1 windshield wiper
Features: On/off position. 3 intermittent levels indicated by LED lights. 2 speed modes (when provided by the windshield wiper). Washing cycle. Automatic return to standby position. Dimmer port to adjust the light intensity level.
Version for 2 windshield wipers
Functions: on / off; automatic synchronization of the 2 wipers; possibility to operate only one or the other wiper; 3 levels of intermittence; 2 speed levels (where provided by the wiper); washing cycle; automatic return to 0 of the brush; dimmer input to vary the intensity of the lighting.

Version for	For max current 4 A*	For max current 15 A*	Frame (optional)
1 windshield wiper	**19.1754.01**	**19.755.01***	**14.197.01**
2 windshield wipers	**19.1754.02**	**19.755.02***	**14.197.01**

* *A power relay box is supplied in addition to the switch*
A for each engine

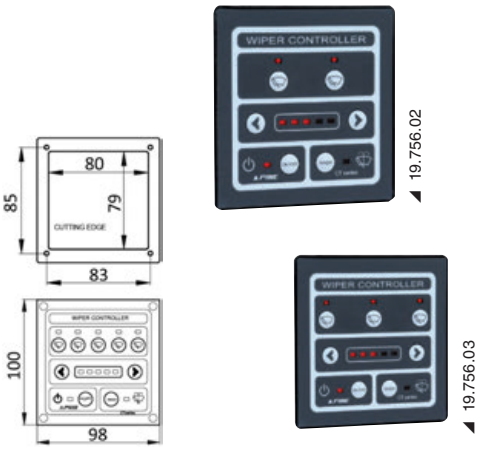

Smart control panel for windshield wipers - universal

Control system including a control panel + relay box connected via a CAN BUS cable with 2 plugs. The 2-wiper unit has 1 input while the 3-wiper unit has 2 inputs and 8 poles (in parallel) that can be used together or alone.
Functions:
The windshield wipers can be activated singularly or all together.
3 intermittent levels (4 with a one-speed motor).
1 or 2 continuous speed levels.
Parking cycle.
Synchro wipers for all speed levels.
Automatic washing cycle.
A second panel can be added for a second station.
Internal fuse with auto reset for each motor.
Reverse pole protection.

Code	⟷ mm	Use	V
19.756.02	100x98	2 windshield wipers	12/24
19.756.03	100x98	3 windshield wipers	12/24

Window cleaning kit

It consists of a **polyethylene** tray and motor with 12 V pump, support, hose and two spray evaporators. Designed for the marine sector, to be used in combination with the windshield wipers available in our catalogue.

Code	⟷ mm	Litres
19.105.00	220x100x130	2.8

Doga window cleaning system

Dedicated to large windshield wipers (series 19.950.../19.952. and similar Ancor or Speich).

Code	Tank			Optional Accessories					
	Capacity l	V	N pumps	T-connection	bullkhead-pass	Check valve	spray nozzle	PVC tube (5 mm - 24 m)	Replacement pump
19.106.12	9.7	12	2 for 2 wipers	**19.108.01**	**19.108.02**	**19.108.03**	**19.108.04**	**19.108.00**	**19.106.99**
19.106.24	9.7	24	2 for 2 wipers	**19.108.01**	**19.108.02**	**19.108.03**	**19.108.04**	**19.108.00**	**19.107.99**
19.107.24	9.7	24	3 for 3 wipers	**19.108.01**	**19.108.02**	**19.108.03**	**19.108.04**	**19.108.00**	**19.107.99**

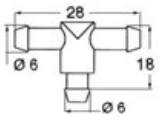

19.108.01

19.108.01

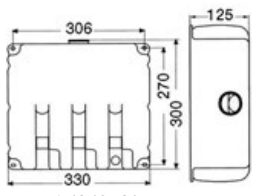

19.107.24

19.107.24

19.106.12/24

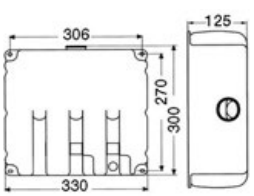

19.106.12

19.106.99

19.108.00

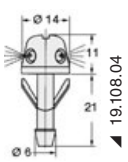

19.108.04

19.108.04

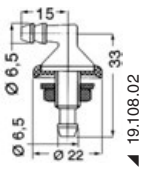

19.108.02

19.108.02

19.108.03

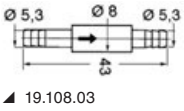

19.108.03

Flush inspection hatch — **20.29x.xx**

Seamless Access, Unmatched Durability

100% flush hinges | 180° opening | UV BASF resistant

Hatches, housings and lockers type-tested in compliance with Directive 2013/53/UE

OSCULATI

FLUSH inspection hatch CE

The faired cover hides the frame completely. 100% flush hinges. **180° opening**. Walking surface. UV BASF resistant.
It can be installed on any sports craft, boat design category A, B, C, and D, area II a, III, IV, watertightness degree 2.

white	Cream RAL 9001	Black	grey RAL 7042	Outside mm	Inside mm	Cut size mm	Optional immediate installation lock kit
20.291.00	**20.291.40**	**20.291.50**	**20.291.60**	380x280	295x198	310x210	**20.093.00**
20.292.00	**20.292.40**	**20.292.50**	**20.292.60**	600x350	513x265	530x280	**20.093.00**
20.293.00	**20.293.40**	**20.293.50**	**20.293.60**	375x375	285x285	300x300	**20.093.00**
20.294.00	**20.294.40**	**20.294.50**	**20.294.60**	520x465	430x375	445x390	**20.093.00**
20.295.00	-	**20.295.50**	**20.295.60**	600x250	515x165	530x180	**20.093.00**

◢ 20.291.00

◢ 20.291.00

◢ 20.292.00

◢ 20.294.00

◢ 20.293.00

◢ 20.291.40

◢ 20.291.60

◢ 20.291.50

◢ 20.295.00

CE APPROVED based on UNI EN ISO 12216:2004

OSCULATI

Faired inspection hatch with hidden screws

180° opening, very sturdy, antiskid finish, interchangeable sizes with product numbers 20.301.00-20.302.00.

Code	Outside mm	Inside mm	Cut size mm	Optional immediate installation lock kit
20.298.00	280x380	198x295	210x310	**20.093.00**
20.299.00	350x600	265x513	280x530	**20.093.00**

◢ 20.299.00

◢ 20.298.00

◢ 20.298.00

◢ 20.093.00 Ready installation lock kit OPTIONAL

Inspection hatch with very sturdy anti-slip walking surface, UNI EN ISO 12216:2004

OSCULATI

Splash-proof cover locking with neoprene gasket. Flush-mount. It may be used as hatch for lockers, fishing tanks, storeroom hatch and bulkhead hatch. **160° opening**. It can be installed on any sports craft, boat design category A, B, C, and D, area II a, III, IV, watertightness degree 2.
It can be installed on any sports craft, boat design category A, B, C, and D, area II a, III, IV, watertightness degree 2.

white	grey	Outside mm	Inside mm	Optional immediate installation lock kit
20.301.00	**20.301.60**	280x380	180x280	**20.093.00**
20.302.00	**20.302.60**	345x595	250x500	**20.093.00**

CE APPROVED based on UNI EN ISO 12216:2004

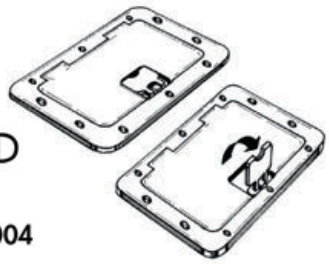

◢ 20.093.00 Ready installation lock kit OPTIONAL

◢ 20.302.00

◢ 20.301.00

◢ 20.301.00

Inspection hatch with removable front lid

OSCULATI

Very sturdy anti-skid surface; **splash-proof** lid closure with neoprene seal; flush mounting; they can be used as hatches for lockers, fishing containers or as boxroom hatches or bayonet front bulkheads; removable front for easy access. Ideal for installation on dashboard with nearby steering bench.

white	Cream RAL 9001	grey	Black	Outside mm	Inside mm	Optional immediate installation lock kit
20.302.20	**20.302.21**	-	**20.302.23**	305 x 355	225 x 275	-
20.302.30	**20.302.31**	**20.302.32**	**20.302.33**	375 x 375	295 x 295	-
20.302.40	-	-	-	350 x 600	250 x 500	**20.093.00**

◢ 20.302.20

◢ 20.302.30

◢ 20.302.33

◢ 20.302.40

◢ 20.302.40

◢ 20.093.00 Ready installation lock kit OPTIONAL

PUSH PULL inspection hatch

OSCULATI

EASY OPEN

Opening and closing with flush handle and snap closure.
Seal of the lid with neoprene gasket.
Opening at 175°.

white	Outside mm	Inside mm	Cut size mm	Lock kit OPTIONAL
20.303.00	380x280	295x198	310x210	**20.094.00**
20.305.00	405x375	320x290	330x300	**20.094.00**
20.306.00	520x465	430x375	445x390	**20.094.00**
20.304.00	600x350	513x265	530x280	**20.094.00**

◢ 20.305.00

◢ 20.303.00

◢ 20.094.00 lock kit

◢ 20.304.00

◢ 20.306.00

OSCULATI

◢ 48.434.10

◢ 48.434.11

◢ 48.434.12

◢ 48.434.13

Storage pocket

White ABS frame with braided nylon net.
Back **self-adhesive**, or to be fixed with **4 screws.**

white	Black	⟷ mm	Prepared for mounting on hatches
48.434.10	48.434.20	250x115x10 (LxHxP)	20.291.00; 20.293.00; 20.303.00; 20.305.00; 20.305.40
48.434.11	48.434.21	250x115x30 (LxHxP)	-
48.434.12	-	360x160x12 (LxHxP)	20.292.00; 20.294.00; 20.299.00; 20.304.00; 20.306.00
48.434.13	-	360x160x30 (LxHxP)	-

◢ 48.434.20

◢ 48.434.21

◢ 48.434.10/11/12/13

OSCULATI

◢ 20.871.90

Locker with watertight hatch

Fitted with seal and 3 removable drawers with internal compartments; ideal for storing fishing gear or as a hardware drawer.

white	Outside mm	Inside mm	Cut size mm	Depth mm	Frontal type	Hatch type	Lock kit OPTIONAL	Replace-ment drawer
20.871.10	380x280	280x180	310x210	180	A	**20.298.00**	**20.093.00**	**20.871.90**
20.871.11	380x280	280x180	310x210	180	B	**20.291.00**	**20.093.00**	**20.871.90**
20.871.12	380x280	280x180	310x210	180	C	**20.303.00**	**20.094.00**	**20.871.90**

◢ A


◢ B

◢ C


◢ 20.093.00 Ready installation lock kit OPTIONAL

◢ 20.094.00 Kit lock for Push-Pull hatches OPTIONAL

OSCULATI

◢ 20.312.00

Locker with lid

Comprised of lid and polyethylene peak

white	Outside mm	Inside mm	Depth mm	Hatch type	Lock kit OPTIONAL
20.310.00	380x280	280x180	180	**20.301.00**	**20.093.00**
20.311.00	380x280	280x180	180	**20.298.00**	**20.093.00**
20.312.00	380x280	280x180	180	**20.291.00**	**20.093.00**
20.313.00	380x280	280x180	180	**20.303.00**	**20.094.00**
20.316.00	375x375	285x285	240	**20.293.00**	**20.093.00**
20.320.00	595x345	500x250	280	**20.302.00**	**20.093.00**
20.322.00	600x350	500x250	280	**20.292.00**	**20.093.00**

◢ 20.310.00

◢ 20.311.00

◢ 20.312.00

◢ 20.313.00

◢ 20.320.00

◢ 20.322.00

◢ 20.316.00

◢ 20.316.00

◢ 20.093.00 Ready installation lock kit OPTIONAL

◢ 20.094.00 OPTIONAL lock kit for Push-Pull hatches

Side-mount locker

OSCULATI

Made of white ABS, fitted with fully faired cover, hides the frame completely. Flush-mount front bulkhead, the pocket may be mounted with the opening towards the top or bottom.

Code	Compart-ment	Outside mm	Inside mm	Depth mm	Optional immediate installation lock kit
20.028.01	All open	600x250	530x190	190	**20.093.00**

◢ 20.093.00 Lock kit

Storage locker

OSCULATI

Pleasant look and fine finish; can be mounted any where in the boat;
white polypropylene compartment with watertight locking hatch and **neoprene** seal; hidden screw frame, **white polycarbonate, UV resistant** cover.

Code	Outside mm	Inside mm	Depth mm
20.017.00	364x183	321x140	150
20.017.01	364x183	321x140	75

5-drawer storage locker

OSCULATI

White polypropylene compartment, pleasant look and fine finish, watertight locking with **neoprene** seal; hidden screw frame, **clear polycarbonate, UV resistant** cover. Designed for vertical mounting; fitted with 5 removable drawers; ideal for storing small parts or fishing items.

Code	Outside mm	Inside mm	Depth mm	Drawers of mm
20.019.00	364x183	321x140	150	130x150x50

Locker with white frame

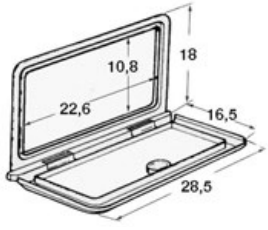

Code	Outside mm	Depth mm	With lock
20.021.00	285x180	260	Yes
20.021.01	285x180	260	no

Storage locker

OSCULATI

Code	Outside mm	Inside mm	Depth mm
20.033.00	240x145	195x95	48

Spare handles for Osculati hatches

Code	Colour	For hatches or trapdoors	⟷ mm				
			A	B	C	D	E
20.339.00	☐ white	**Hatch series Flush and Classic** 20.291.00 / 20.292.00 / 20.293.00 / 20.294.00 / 20.295.00 / 20.298.00 / 20.299.00 / 20.302.20 / 20.302.30	95	56	30	66	30
20.338.00	☐ white	**Round hatches and hatches with exposed screws** 20.840.00 / 20.844.00 / 20.301.00* / 20.302.00*	95	56	30	61	30

A 4-mm Ø hole is required

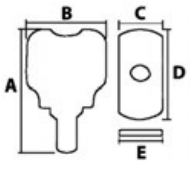

Compartments and ABS storage pockets

OSCULATI

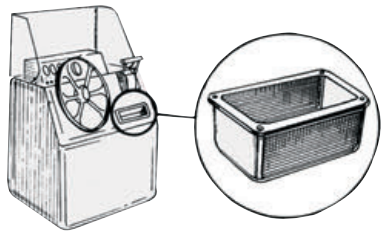

Cockpit or instrument panel storage compartment

White polished ABS.

Code	Outside mm	Compartment mm
20.026.00	240x140	200x100x100

Locker with cup holders

Made of white plastic, fitted with push-button lock and key.

Code	Outside mm	Inside mm	Depth mm
20.021.50	335x130	295x95	153

◢ 20.025.00



◢ 20.025.60

White ABS side pocket

Object-holder side pocket with elastic net and self-adhesive caps.

Code	Compartment	Outside mm	Useful space mm	Depth mm
20.025.00	Stiff case	540x244	500x200x116	120
20.025.60	with screen and screw cover plate	540x244	500x200x116	120

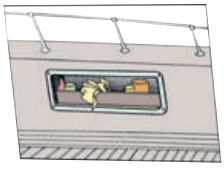

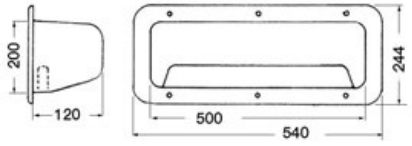

Side storage locker

Designed for mounting stereo speakers, made of **polished white ABS**; wall-mounting.

Code	Outside mm	Inside mm	Depth mm	For optional stereo speakers
20.024.00	535x320	495x280	116	**29.722.00; 29.721.99**

◢ 20.027.40

◢ 20.027.41

Side storage locker

Designed for stereo speaker mounting. White polished ABS.

Code	Outside mm	Inside mm	Depth mm	Per side
20.027.40	520x280	484x244	105	Right
20.027.41	520x280	484x244	105	left

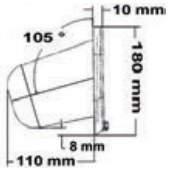

Storage locker

Made of polished ABS with snap closure.

Code	Outside mm	Inside mm	Depth mm	With lock
20.027.61	470x180	435x145	110	Yes

Side housing fitted with two glass/can/small bottle holder

Made of white ABS. Also designed for speaker bulkhead mounting.

Code	Outside mm	Inside mm	Depth mm	Per side
20.027.01	740x320	685x275	120	Right
20.027.02	740x320	685x275	120	left

Glass/mug/bottle side holder

White polished ABS.

Code	Outside mm	Inside mm	Depth mm
20.029.00	290x290	250x170	64

Wall-mounting peak

Made of white polished ABS, fitted with hinged hatch.

Code	Outside mm	Useful space mm	Depth mm
20.023.00	220x195	135x180	70
20.022.00	545x255	190x490	116

20.023.00

20.022.00

20.022.00

Twin-compartment locker designed for wall mounting

White ABS, pre-set for 1-kg type-tested extinguisher and storerage box.

Code	Fire extinguisher compartment mm	Storage compartment mm	Outside mm	Inside mm
20.030.00	300x130	285x210	370x440	300x360x125

Storage locker for toilets

Suitable for storing personal toiletry items or medicines

Code	Outside mm	Inside mm	Depth mm
20.035.00	260x260	190x190	75

Storage pocket

Made of sturdy white sail fabric, suitable for stowing lines, winch handles, personal objects, etc. It includes wall mounting eyelets and upper elastic band.

Code	⟷ mm		Compartments
	Height	Width	
20.175.24	250	400	1 with elastic
20.175.26	330	400	1 with elastic
20.175.28	310	400	8, 7 of which are open and 1 with hook&loop fastener

20.175.24


20.175.28

20.175.26

Inspection hatches, type-tested in compliance with Directive 2013/53/UE

OSCULATI

◀ 20.840.00 /20.844.00

◀ 20.840.50

◀ 20.840.40

◀ 20.840.60

Inspection hatch with cover, CE approved

Antiskid **watertight** surface, recess hole with swivelling hollow flat.
It can be installed on any sports craft, boat design category A, B, C, and D, area II a, III, IV, watertightness degree 2.

☐ white	Cream RAL 9001	Black	grey	Max external Ø mm	Passage mm	Recess Ø mm	hole spacing mm
20.840.00	**20.840.40**	**20.840.50**	**20.840.60**	265	190	215	242
20.844.00	-	**20.844.50**	-	315	240	270	290

CE APPROVED based on UNI EN ISO 12216:2004

OSCULATI

Hatch fitted with hidden screws and cam cover locking

Code	Max external Ø mm	Inside Ø mm	Recess mm
20.845.00	325	240	290

Easy opening inspection hatches

Screw locking, **watertight**, equipped with rubber O-RING; fitted with ridge for easy opening (non flush).

Code	Ø external mm - A	Ø opening mm - B	Colour
20.201.00	145	100	☐ white
20.202.00	170	127	☐ white
20.203.00	206	155	☐ white

◀ 20.199.01/02/03

◀ 20.199.11/12/13

Polypropylene Inspection hatches, fitted with hidden mounting screws

Screw-locking, 100% watertight, equipped with rubber O-RING

☐ white	Black	External Ø mm	Ø opening mm
20.199.01	**20.199.11**	160	102
20.199.02	**20.199.12**	182	127
20.199.03	**20.199.13**	220	152

◀ 20.205.00;20.204.00; 20.206.00;20.207.00

◀ 20.205.01;20.204.01;2 0.206.01;20.207.01

Stylish and practical EC type-approved inspection hatch.

Screw turning lock, 100% watertight, fitted with rubber O-RING.

In polypropylene			Transparent with white ring	External Ø mm	Ø opening mm
☐ white	Black	grey RAL 7042			
20.204.00	**20.204.20**	**20.204.30**	**20.204.01**	147	102
20.206.00	**20.206.20**	**20.206.30**	**20.206.01**	172	125
20.205.00	**20.205.20**	**20.205.30**	**20.205.01**	205	152
20.207.00	**20.207.20**	**20.207.30**	**20.207.01**	260	203

◀ 20.205.20;20.204.20; 20.206.20;20.207.20

◀ 20.205.30;20.204.30;2 0.206.30;20.207.30

CE APPROVED based on UNI EN ISO 12216:2004

Polypropylene inspection hatch, fitted with rotating lock and bayonet

100% flush. The lid also covers the screws.

white	black	External Ø mm	Inside Ø mm
20.337.01BI	20.337.01NE	135	100
20.337.02BI	20.337.02NE	204	155

Watertight white/transparent ABS inspection hatch

Fitted with rear nylon object/document holding bag.

Code	External Ø mm	Inside Ø mm
20.209.00	205	150

Watertight inspection hatch with quick opening

OSCULATI

Made of **AISI 316 stainless steel**, 1/4 turn opening with winch handle (not included). The cover remains attached to the winch handle for easy removal.

Code	External Ø mm	Passage mm
20.103.50	132	91
20.100.20	141	95
20.100.40	185	120
20.100.50	247	203

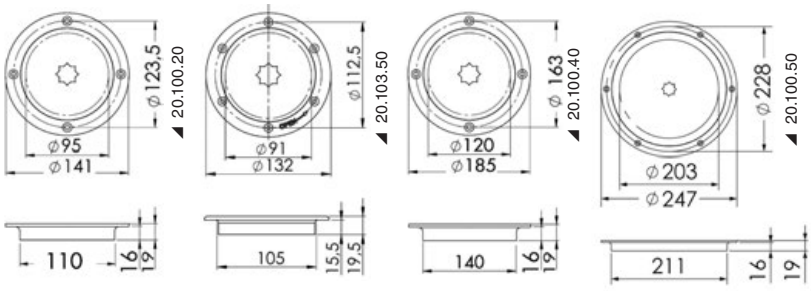

Watertight WHALE hatch, fitted with screw cover

Whale®

Fitted with nitrile seals; approved for lifeboats; made of **nylon**; it can bear a maximum internal pressure of 0,46 kg/cm² = 6,5 psi.

Code	Cap color	External Ø mm	Opening mm	Thick-ness mm	Inside mm	hole spacing mm
20.400.00	Black	236	180	32	187	212
20.400.01	Transparent	236	180	32	187	212

New

BOMAR watertight inspection hatch

BOMAR

CE

Made of Almag-35 cast aluminum. Stainless steel screws, ring and T-handle.
Watertight and tested to withstand up to 10m depth.
Flush deck mounting. Suitable for commercial use.
CE certification

Code	Code Bomar	Opening mm	Cut size mm	Outside mm	Overhang mm
20.296.00	C41524	380x610	450x680	552x774	127

Compartments and deck fillers

Flush-mount plastic compartment for fuel plug housing

Made of hydrocarbon-resistant nylon

Code	Recess mm	Inner size mm	Frame mm	Colour
20.899.00	110x155	78	182x136	white
20.899.50	110x155	78	182x136	Black

20.900.02

20.900.02

Built-in compartment for Deck Filler

Fitted with hatch, made of hydrocarbon-resistant nylon.

Code	Version	Colour	A mm	B mm	C mm	D mm	E mm	Symbol
20.900.01	Standard	white	190	148	150	113	71	FUEL
20.900.02	With lock	white	190	148	150	113	71	FUEL

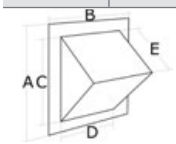

Nylon deck filler with built-in vent, snap-in opening

Code	Type	Colour	Base mm	Overhang mm	Neck Ø mm
20.670.01	FUEL	white	110x70	18	38
20.670.02	WATER	white	110x70	18	38

20.669.02

20.669.04

Nylon/fiberglass white fuel plugs, made in accordance with EC standards

Code	Type	Cap color	Flange Ø mm	Neck length mm	Neck Ø mm
20.669.02	FUEL	red	88	65	50
20.669.04	FUEL	green	88	65	38
20.669.05	WATER	blue	88	65	38

20.669.05

OSCULATI

Black nylon deck fillers

Code	Type	Neck Ø mm	Ø Cap mm	Neck length mm
20.868.02	WATER	38	89	65
20.868.03	Diesel	50	89	65
20.868.04	FUEL	38	89	65
20.868.05	WASTE	38	89	65

Deck fillers
CLEVER

Clever deck fillers made of composite and stainless steel

Body made of technopolymer and co-moulded mirror-polish stainless steel cover.
- flush aesthetics;
- 1/4-turn quick opening (except Waste version).
- The lanyard can be replaced in case it breaks.
- Coloured inner star-shape element for unobtrusive yet effective detectability.

Waste version: 38/50 double diameter complying with the ISO 8099 standards.

Code	Type	Neck Ø mm	Flange Ø mm	Overhang mm	A mm	B mm	C mm
20.463.01	FUEL	50	88	8.5	92	80	-
20.463.02	WATER	38	88	8.5	92	80	-
20.463.03	Diesel	50	88	8.5	92	80	-
20.463.04	FUEL	38	88	8.5	92	80	-
20.463.09	WASTE	38+50	88	8.5	92	123	85

◢ 20.463.09

◢ 20.463.02

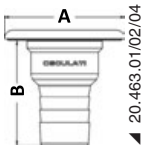

◢ 20.463.01/02/04

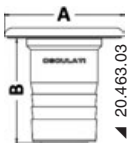

◢ 20.463.03

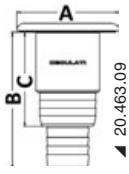

◢ 20.463.09

OSCULATI

◢ 20.463.01/04

◢ 20.463.02

◢ 20.463.03

◢ 20.463.09

Chromed brass deck filler

Fitted with special opening system that avoids the use of keys, coins or any other device. Designed to cover the flange **completely**, thus improving its watertight features. Version fitted with straight or 30° sloped joint pin (to be used when the fueling surface is sloped, in accordance with **ISO 8099/1** standards). Fitted with small internal chain, 88-mm max Ø. RINA type-approved.

Chromed brass deck filler				Chromed brass deck filler only with key without sleeve
Code	Type	Version	Neck Ø mm	
20.667.01	FUEL	straight	50	20.668.21
20.667.02	WATER	straight	38	20.668.23
20.667.03	Diesel	straight	50	20.668.22
20.667.04	FUEL	straight	38	20.668.21
20.667.06	WASTE	straight	38	-
20.667.07	WATER	straight	50	20.668.23
20.667.08	FUEL	30° angle	38	20.668.21
20.667.09	FUEL	30° angle	50	20.668.21
20.667.10	WATER	30° angle	38	20.668.23
20.667.11	Diesel	30° angle	50	20.668.22

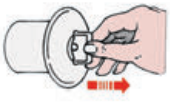

◢ 20.667.02

◢ 20.667.01

◢ 20.667.11

◢ 20.667.03

◢ 20.668.21/22/23

Utility chromed brass deck filler for flush mounting with rotating opening lever

The special rotating lever opening system avoids the need for keys, coins, screwdrivers or any other device; certified by RINA.

Code	Type	Neck Ø mm
20.367.01	FUEL	50
20.367.02	WATER	38
20.367.03	Diesel	50
20.367.11	FUEL	38
20.367.12	WATER	50
20.367.13	no writing	38

◢ 20.666.xx

◢ 20.665.xx

◢ 20.666.09

Chromed brass filler cap

Hidden lever opening. Innovative system to prevent water ingress. 7-mm projection.

Code	Type	Version	Neck (D1) Ø mm	Flange (D) Ø mm	Length (H) in mm
20.666.02	WATER	straight	38	88	81
20.666.03	Diesel	straight	50	88	81
20.666.04	FUEL	straight	38	88	81
20.666.09*	WASTE	straight	38	88	115
20.665.02	WATER	Sloped at 30°	38	88	-
20.665.04	FUEL	Sloped at 30°	38	88	-

**Conforming to ISO 8099, long neck.*

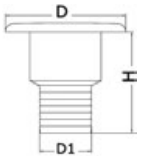

◢ 20.666.xx

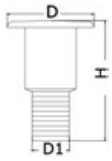

◢ 20.666.09

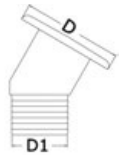

◢ 20.665.xx

◢ 20.668.01/05

◢ 20.668.10

◢ 20.668.21/22/23

Chromed brass deck filler with key

Handle with key protection. Thread 1"1/2.

Chromed brass deck filler					Chromed brass deck filler only with key without sleeve
Code	Type	Version	Neck Ø mm	Ø External mm	
20.668.05	FUEL	straight	38	95	**20.668.21**
20.668.01	FUEL	straight	50	95	**20.668.21**
20.668.03	Diesel	straight	50	95	**20.668.22**
20.668.02	WATER	straight	38	95	**20.668.23**
20.668.08	FUEL	30° angle	38	95	**20.668.21**
20.668.09	FUEL	30° angle	50	95	**20.668.21**
20.668.10	Diesel	30° angle	50	95	**20.668.22**
20.668.11	WATER	30° angle	38	95	**20.668.23**

Chromed brass fuel deck plug

3-hole ring screw mounting. Knurled finish plug for better grip.

Code	Neck Ø mm
20.155.00	60

◢ 20.467.01 ◢ 20.467.02 ◢ 20.467.03

◢ 20.470.00 ◢ 20.470.01 ◢ 20.470.02

Mirror polished stainless steel deck fillers, flush mounting, fitted with opening handle

Flush mount, deck plug opening handle; fitted with safety small chain, **new version with precision-cast plug**; available with straight joint pin or 45° inclined with respect to the vertical one (to be used **when the fuelling level is inclined**).

Code	Type	Version	Neck Ø mm	Flange Ø mm
20.467.01	FUEL	straight	50	80
20.467.02	WATER	straight	38	80
20.467.03	Diesel	straight	50	80
20.470.00	FUEL	With 45° angled fitting	38	80
20.470.01	FUEL	With 45° angled fitting	50	80
20.470.02	WATER	With 45° angled fitting	38	80

Precision cast mirror polished AISI 316 stainless steel Deck filler plugs Fuel, low profile

Clean **flat finish** (protrudes 6mm once installed). To be opened with a winch handle or with hex keys.

Code	Type	Neck Ø mm	Cap Ø mm	Bore Ø mm
20.450.01	FUEL	50	87	55
20.450.02	WATER	38	87	55
20.450.03	Diesel	50	87	55
20.450.04	WASTE	38	87	55

20.715.10 *Opening key OPTIONAL*

20.169.90 *Opening key OPTIONAL*

20.714.01 *Opening key OPTIONAL*

OSCULATI

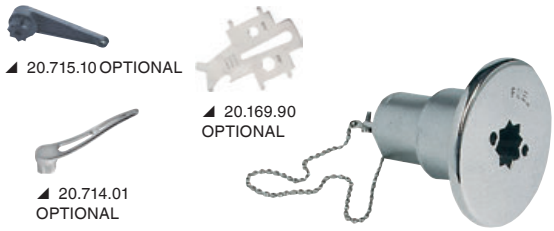

"Francia" Mirror-polished AISI 316 stainless steel deck fillers

With symbols in compliance with DIN standards. Opening by means of the winch handle hexagon.

Code	Type	Neck Ø mm	Flange Ø mm	Length mm	Notes
20.461.02	WATER	38	90	75	With key
20.461.03	Diesel	50	90	82	With earth connection
20.461.04	ESSENCE / PETROL	50	90	82	-
20.461.06	WASTE	50	90	75	Without chain
20.461.09	WASTE	38	88	114	Without chain

20.715.10 *Opening key OPTIONAL*

20.714.01 *Opening key OPTIONAL*

OSCULATI

AISI316 stainless steel deck filler

Precision cast and mirror polished, RINA certified. Opening lid, screws fully covered by the flange.

Code	Type	Neck Ø mm	Flange Ø external mm	Key
20.568.21	FUEL	50	88	Yes
20.568.22	WATER	38	88	Yes
20.568.23	Diesel	50	88	Yes
20.568.06	WASTE	38	88	no
20.568.31	FUEL	38	88	Yes

OSCULATI

Precision-cast mirror polished AISI316 stainless steel deck filler

Flush-mount plug, invisible screws hidden by the deck filler cap.

Code	Type	Neck Ø mm	A mm	B mm	C mm
20.866.23	WATER	38	84.5	12	76
20.866.35	WASTE	38	84.5	12	76
20.866.39*	WASTE	38	96.3	11	114
20.866.30	FUEL	38	84.5	12	76
20.866.31	Diesel	50	95.5	12	81.5
20.866.32	FUEL	50	95.5	12	81.5

**In compliance with ISO 8099, long neck*

OSCULATI

SQUARE deck fillers

Tip-over opening system. Thin profile with only 3,5 mm thickness. **Made of mirror-polished AISI 316 stainless steel**.

Short version	Long version	Neck Ø mm	Type
20.454.01	-	38	FUEL
20.454.02	**20.455.02**	38	WATER
20.454.03	**20.455.03**	38	Diesel
20.454.06	**20.455.06**	38	WASTE

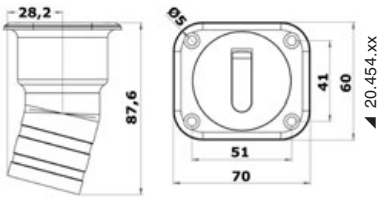

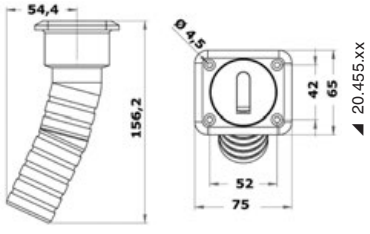

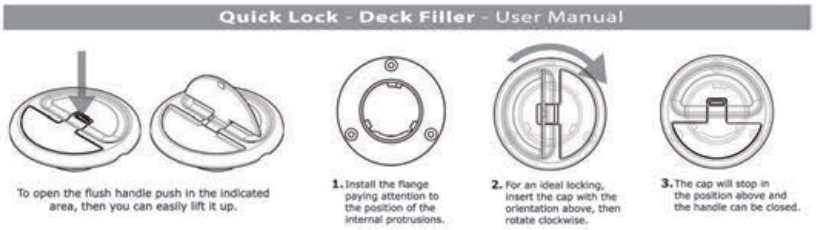

OSCULATI

Quick Lock deck fillers

AISI 316

REGISTERED DESIGN / DISEGNO DEPOSITATO

Technical characteristics: 45° rotation snap lock, 7.7-mm projection, hidden screws, stainless steel check cable with spring, fuel and diesel versions with earthing cable, made of mirror-polished AISI 316 stainless steel, DIN standard symbols.

Code	Type	Version	Neck Ø mm	Outer Ø mm	Neck height in mm	With key
20.366.01	FUEL	straight	50	94	81.9	**20.366.21**
20.366.02	WATER	straight	38	94	82.5	**20.366.22**
20.366.03	Diesel	straight	50	94	81.9	**20.366.23**
20.366.04	FUEL	straight	38	94	82.5	**20.366.24**
20.366.05	WASTE	straight	38	94	82.5	-
20.366.06 New	Diesel	straight	38	94	82.5	-
20.366.09*	WASTE	straight	38	94	82.5	-
20.366.11	FUEL	30°	50	94	96	**20.366.31**
20.366.12	WATER	30°	38	94	92	**20.366.32**
20.366.13	Diesel	30°	50	94	96	**20.366.33**
20.366.14	FUEL	30°	38	94	92	**20.366.34**
20.366.15	WASTE	30°	38	94	92	-
20.366.16 New	Diesel	30°	38	94	92	-

**In compliance with ISO 8099, long neck, screw thread (no chain)*

20.366.98 *Spare key.*

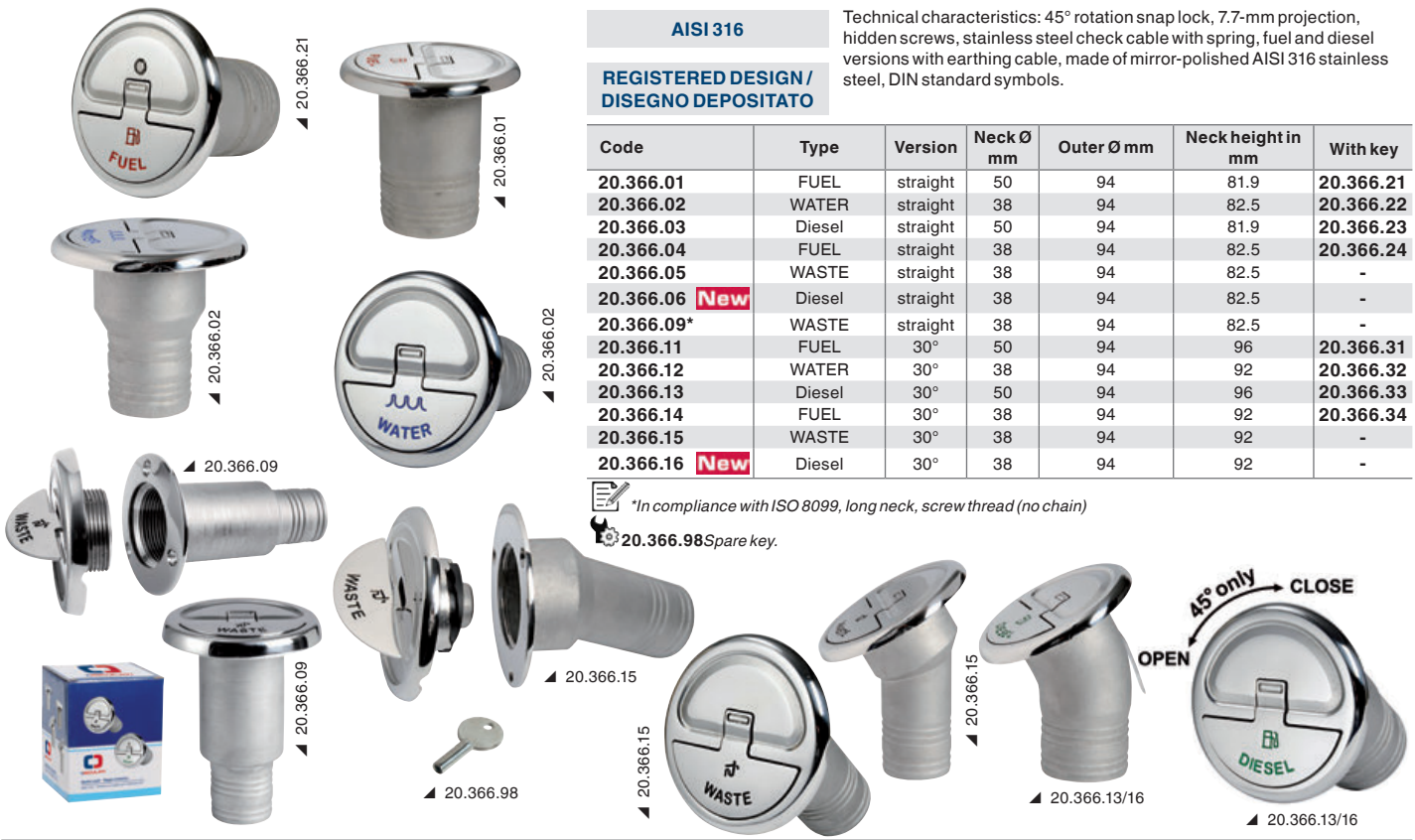

OSCULATI

Mirror polished AISI 316 stainless steel refuel plugs, fitted with built-in vent

Fitted with special clever system, the plug neck can be mounted on the deck **with just one hole**

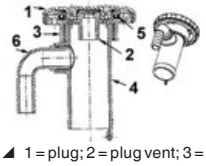

1 = plug; 2 = plug vent; 3 = ring nut; 4 = bush; 5 = gasket; 6 = tank plug

Code	Type	Neck Ø mm	Mounting hole Ø mm	Vent Ø mm	Cap Ø mm	Overhang mm	Locking ring Ø mm
20.565.01	FUEL	38	50	16	82	14	74
20.565.02	WATER	38	50	16	82	14	74
20.565.03	Diesel	38	50	16	82	14	74
20.565.05	Diesel	50	50	16	82	14	74

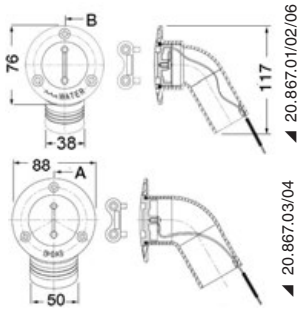

Flush-mount deck filler

Mirror polished AISI316 stainless steel deck fillers, fitted with 30° elbow. Plug opening with universal key type 20.169.90.

Code	Type	Neck Ø mm	Flange Ø mm
20.867.01	FUEL	38	76
20.867.02	WATER	38	76
20.867.03	FUEL	50	88
20.867.04	Diesel	50	88
20.867.06	WASTE	38	76

Anti-theft device for filler plugs

Made of polished AISI 316 stainless steel, it fits all plugs on the market and can be installed without removing the existing plug by simply loosening the fastening screws.

Code	Type
20.569.01	GAS
20.569.02	Diesel

Hose connector to make waste deck filler ISO8840-compliant

To be screwed onto thread filler caps, BSP for connection to the dock draining nozzles in compliance with ISO8840.

Code	Thread	Ø thread	For deck fillers
20.866.90	1 1/2"	47.80	20.366.09; 20.450.04; 20.461.09; 20.463.09; 20.666.09; 20.667.06; 20.866.39
20.866.91	1 1/4"	41.90	20.454.06; 20.455.06
20.866.92	1 1/8"	37.90	-

Deck filler keys

Universal plug keys

Code	Description
20.169.90	Made of **stainless steel**, designed to unscrew fuel filler cap

Handle suitable for opening fuel / water and locker plugs

Code	Description
20.714.01	Made of **AISI 316 stainless steel**. Standard hexagon winch-type for sailboat.

Water/fuel plug opening fiberglass key

Code	Description
20.460.11	Hexagonal – To open **20.461.03**. Recommended for Jeanneau/Beneteau diesel plugs from 2000 on.
20.715.10	Octagonal – Winch handle type recess, 100-mm length.

Tank vents

Plastic vent

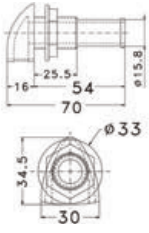

Made of **nylon**, fitted with double internal screen. Designed in compliance with the requirements of the UNI EN ISO 21487 regulation.

Code	Hose adaptor Ø mm
20.283.00	16

ATTWOOD special fuel vent

CE attwood®

16-mm 90° hose adaptor and vent fitted with valve to **totally** prevent water from getting into the hull. **Nylon** body, **polished stainless steel** outer part. Designed in compliance with the requirements of the UNI EN ISO 21487 regulation.

Code	Hose adaptor Ø mm
20.446.19	16

Elbowed fuel vent

CE

Made of **nylon**, fitted with double internal screen. Designed in compliance with the requirements of the UNI EN ISO 21487 regulation.

Code	Hose adaptor Ø mm
20.287.90	19

Chromed brass fuel vent

Splash-proof screen protection. Designed in compliance with the requirements of the UNI EN ISO 21487 regulation.

Code	Hose adaptor Ø mm
20.120.80	16
20.172.01	20

Mirror polished stainless steel fuel vent

Fitted with fire-proof screen and hose adaptor. Designed in compliance with the requirements of the UNI EN ISO 21487 regulation.

for pipe Ø mm	degree angle 90°	straight
16	**20.288.01**	**20.287.80**
19	**20.289.01**	**20.287.82**
25	-	**20.287.81**

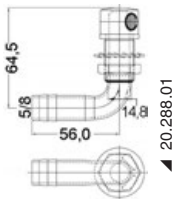

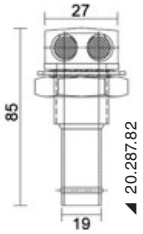

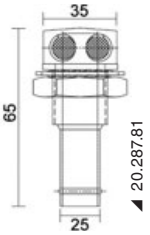

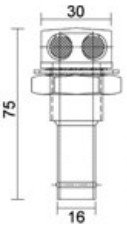

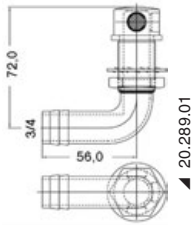

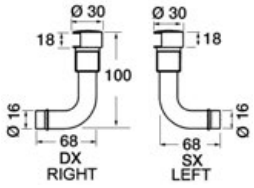

Chromed brass fuel vents with 90° hose adaptor

Fitted with flame-proof screen. Designed in compliance with the requirements of the UNI EN ISO 21487 regulation.

Code	Direction	Hose adaptor Ø mm
20.287.91	Right	16
20.287.92	left	16

◢ 20.284.01; 20.286.01

◢ 20.285.01/03

◢ 20.285.02/04

Chromed brass flush mount fuel vent

Fuel vents. Designed in compliance with the requirements of the UNI EN ISO 21487 regulation.

90° elbow, right	90° elbow, left	Straight model	Hose adaptor Ø mm
20.285.01	**20.285.02**	**20.284.01**	16
20.285.03	**20.285.04**	**20.286.01**	20

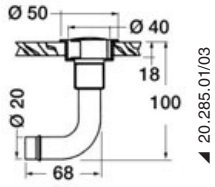

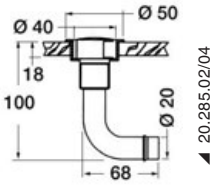



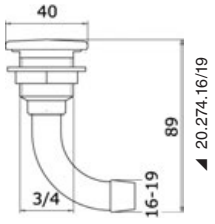

Full Flush chromed-brass fuel vent

The vent is located in the lower part for a completely closed design. Designed in compliance with the requirements of the UNI EN ISO 21487 regulation.

Model 90°	Straight model	Hose adaptor Ø mm
20.274.16	**20.275.16**	16
20.274.19	**20.275.19**	20

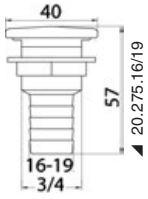

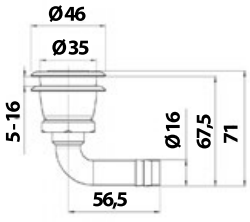

Flush-mount fuel vent made of stainless steel.

With flame-resistant grid. Designed in compliance with the requirements of the UNI EN ISO 21487 regulation.

Code	Hose adaptor
20.271.02	at 90°

◢ 20.272.01/02

◢ 20.273.01/02

Cast and mirror polished AISI316 stainless steel fuel vents

Fitted with flame-proof screen, detachable for easy maintenance. Designed in compliance with the requirements of the UNI EN ISO 21487 regulation.

Model 90°	Straight model	for pipe Ø mm	Bulkhead hole mm	Bulkhead thickness mm	Head mm
20.272.02	**20.272.01**	16	35	7/24	45
20.273.02	**20.273.01**	19	38	8/27	49

90° fuel vent made of stainless steel wire

Designed with a patented system, it is perfectly flush with the bulkhead and can be adjusted right or left. Chromelux finish. Designed in compliance with the requirements of the UNI EN ISO 21487 regulation.

Code	Fixing	Mounting hole mm	Hose adaptor Ø mm	Head Ø mm
20.267.60	with 3 screws	40	16	66
20.267.69	with 3 screws	40	19	66
20.267.61	Invisible bracket	40	16	50

OSCULATI



Mirror polished AISI 316 stainless steel fuel vent, fitted with anti-flood system

Fitted with **fire- and flood-proof screen**. **Made of nickel-plated micro-pore bronze**. Designed in compliance with the requirements of the UNI EN ISO 21487 regulation.

Code	Hose adaptor Ø mm	Head Ø mm	Overhang mm
20.268.00	16	35	7.5

Vent trap

Code **20.251.00**
Made of polypropylene, it suits all 16-mm Ø vents and avoids water from flowing in.

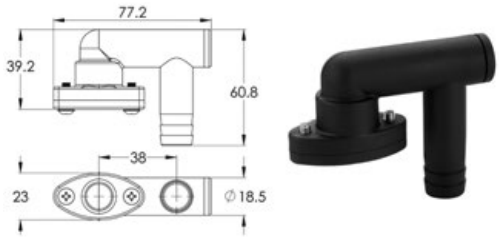

Ecologic device to be fitted along the fuel vent piping system

Code **20.250.00**
It lets **only air** out and blocks the fuel when it arrives, therefore it **eliminates the streaks of fuel** on the boat sides.
When fuel is near this device, the hiss of the passing air stops to indicate that the tank is full.

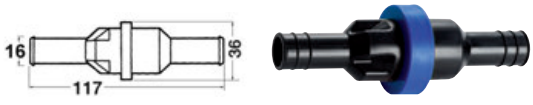

Fuel block device, certified ISO 7840

Code **20.250.02**
Coated in a Pyrojacket sheath, fastened with heat-resistant clamps supplied with the device and resistant to high temperatures.
Allows only air to pass and blocks fuel when it arrives. ENAVE approved in accordance with ISO 7840.

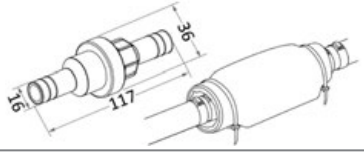

Fuel-Lock vent with trap to prevent water to flow back

OSCULATI

Fuel-Lock lets air but not fuel out. Fuel is locked inside by a trap system that removes marine pollution and streaks on the side.
An internal bulkhead device also avoids water to reach the tank through the vent. Polished AISI 316 stainless steel external element, hydrocarbon-resistant copolymer polypropylene internal element.
External part in polished AISI 316 stainless steel.
Internal device in polypropylene copolymer resistant to hydrocarbons.

Code	Hose adaptor Ø mm
20.168.22	16

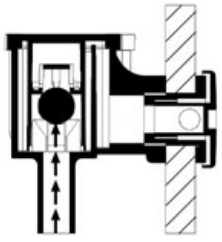

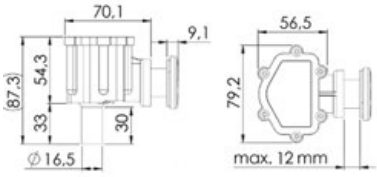

Anti-Froth funnel to be connected to the fuel filler cap

Designed to prevent foam and fuel overflowing when refuelling. The device causes the foam to turn back into liquid, which then flows to the tank.

Code	Prepared for caps Ø mm
20.364.00	38/50

Flush mount horns

OSCULATI

Hidden built-in horn

It is usually mounted on the gunwale, a small **white ABS** front panel appears on the outside. Monting from the outside.

Code	V	Power	Faceplate mm	Recess mm
21.102.05	12	100 dB	125x66	85x50x80 (depth)

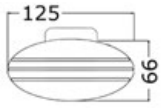

OSCULATI

Hidden built-in horn

White ABS body, mounting from the outside.

Code	V	Power	Faceplate mm	Recess Ø mm
21.102.20	12	105 dB	130x85	70x40 (Depth)

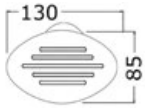

Hidden built-in horn

Black and white front panel. All-**stainless steel** body.

Code	V	Power	Faceplate mm	Recess mm
21.402.30	12	112 dB	128x66	84x43x94 (depth)

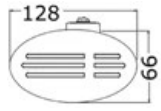

OSCULATI

Flush-mount foldaway horn with spiral amplifier

ABS body, white grill; this diaphragm horn with **spiral amplifier** can emit a very powerful sound (acoustic range of 112 d.b., double power of 105 d.b.).

Code	V	Power	Faceplate mm	Recess mm	Inner size mm
21.101.00	12	112 dB	141x79	96x60	110

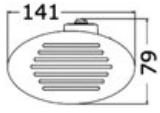

Sound built-in horn

REGISTERED DESIGN / DISEGNO DEPOSITATO

High-power horn with excellent sound yield. UV-resistant white ASA removable front panel and integral case. Mounting from the outside.

Code	Version	V	A	Power	Mask		Recess mm
					finish	mm	
21.103.00	Oblong	12	1.5	105 dB	White ASA	139x79	90x55x85 (depth)
21.103.10	Round	12	1.5	105 dB	White ASA	115x110	Ø 80 x 57 (depth)

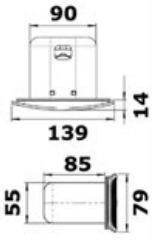

21.103.00

21.103.00

21.103.00

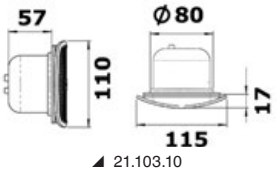

21.103.10

21.103.10

Fiamm built-in horn

Easy and fast mounting; preinstalled gasket, **plastic** parts, 5-year warranty against UV-ray yellowing.

Code	V	Power dB	Mask		Recess mm
			finish	mm	
21.100.01	12	115	White	140x80	90x60x95 (depth)
21.100.20	12	115	Polished SS	140x80	90x60x95 (depth)

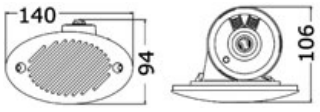

21.100.01

21.100.20

Electropneumatic HURRICANE horn with internal compressor into the trumpet

No wiring for the air hose.

Code	Initials	V	dB at 1 m	A	Recessed trumpet mm	Mask finish
21.454.12	HR1	12	120	18	202x120	White
21.455.12	HR1/C	12	120	18	202x120	Chromed
21.455.24	HR1/C	24	120	9	202x120	Chromed

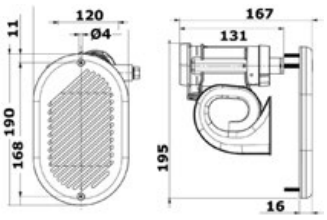

21.454.12

21.455.12/24

Horns and bullhorns

OSCULATI

Q BOX diaphragm horn

ABS frame, front assembling.

Code	Finish	V	Power	⟷ mm
21.104.00	White	12	109 dB	105x105x52
21.104.01	Chromed	12	109 dB	105x105x52

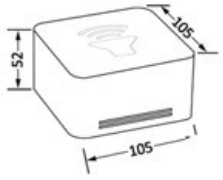

Aerodynamic diaphragm horn

Stainless steel support, ABS case, compact line.

Code	Finish	V	Current draw A	Power dB	⟷ mm
21.450.00BI	White + chromed ABS	12	4.5	114	100x155x70
21.450.00NE	Black + chromed ABS	12	4.5	114	100x155x70
21.449.00	White ABS	12	4.5	114	100x155x70

Very powerful diaphragm horn

Chromed ABS body with mirror-polished stainless steel support. Single horn power: 115 + - 5 dB.

Code	Model	Tone	V	A
21.451.40	Single	low frequency	12	8
21.451.42	Double	low + high frequency	12	16

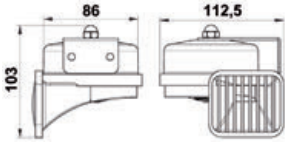

Compact diaphragm horn

Mirror-polished stainless steel body + ABS base. Single horn power: 110 ± 5 dB.

Code	Model	Tone	V	A
21.451.52	Double	Low + high	12	4

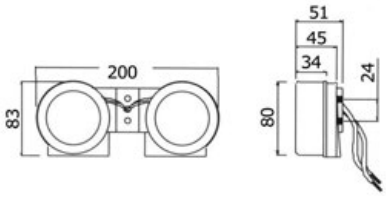

Trumpet-style diaphragm horn

Made of stainless steel. Single- or dual-tone sound.

Code	N° horns	Db	V	⟷ mm
21.452.03	1	115	12	395x100 (width)
21.452.04	2	115	12	455x190 (width)

Diaphragm horn

Body in mirror polished stainless steel and chromed ABS horn. Single- or dual-tone sound.

Code	N° horns	V	Length mm	Body Ø mm
21.452.06	1	12	210	82.5
21.452.07	2	12	210+268	82.5

Chromed brass horn with compressor for boats up to 20 m

OSCULATI

Made of chromed brass, fitted with compressor and mounting kit.
RINA approved according to Colreg72 regulation, and NMMA approved according to ABYC A-23 standard.

Code	V	Number of Horns	Length mm	Width mm	dB	Regulations for boats up to
21.442.12	12	1	241	89	120±5	20 m
21.442.24	24	1	241	89	120±5	20 m
21.443.12	12	2	241	127	120±5	20 m
21.443.24	24	2	241	127	120±5	20 m

FIAMM trumpet horn with compressor

FIAMM

Very POWERFUL double **stainless steel** horn.

Code	N° horns	V	Horns in cm
21.465.12	2	12	37/43
21.465.24	2	24	37/43

FIAMM horn model BORA with compressor,

FIAMM

Very powerful heavy sound, with **stainless steel** horns.

Code	N° horns	V	Horn length cm	Audibility up to
21.469.12	1	12	37	1600 m
21.469.24	1	24	37	1600 m

Chromed ABS trumpet horn with compressor

Very powerful, fine design and very sturdy.

Code	N° horns	Initials	V	Length mm
21.451.12	1	MA1-C	12	390
21.451.24	1	MA1-C	24	390

MARCO brass horn with compressor

Type approved RINA, suitable for pleasure boats over 12 metres and for commercial boats (fishing or similar) from 12 to 20 metres;**white lacquered brass** horn.; includes compressor and mounting accessories.

Code	Initials	Finish	V	Type	Length mm	Inlet Ø mm
21.440.12	PW2	Painted white	12	Classic	460	200
21.440.13	PW2-BN	Black painted	12	Classic	460	200
21.440.24	PW2	Painted white	24	Classic	460	200
21.440.25	PW2-BN	Black painted	24	Classic	460	200

MARCO brass horn

RINA, LLoyd's, Bureau Veritas type-approved. It works with onboard compressed air or dedicated compressor.

Code	Initials	Item	V	dB	Type-tested for boats m	⟷ mm
21.441.01	PW3	Horn - white paint	24	132	20/75	465x300
21.441.02	PW3-BC	Horn - chromed	24	132	20/75	449x300
21.441.03	PW3-BN	Horn - black paint + solenoid valve	24	132	20/75	449x300
21.441.09	M3	Compressor	24	-	-	368x380x192

SUPERCELERE electric siren

Made of nylon, range 800/1000 metres, very powerful sound.

Code	V	Frequency Hz	Power	⟷ mm
21.466.00	12	900	113 dB at 1 m	185x156x140
21.466.01	24	900	113 dB at 1 m	185x156x140

MARCO electronic horn, easy mounting

Includes **mirror polished stainless steel** bracket; easy installation, only requires for 2 horn wires to be connected into the control unit; type **approved RINA** for pleasure boating (Ministerial Order 5/9/90) and boats from 12 to 20 metres.

Code	Initials	V	Speaker Ø mm	Length mm
21.430.12	EW2	12	239	250
21.430.24	EW2	24	239	250

MARCO electronic horn with amplifier, suitable for boats from 12 to 20 metres

Electric horn, easy mounting, only requires for 2 horn wires to be connected into the control unit; supplied with **mirror polished stainless steel** bracket; fitted with **voice amplifier device used to transmit vocal messages + automatic fog signal + VHF input**; it includes microphone; RINA type-approved for pleasure and fishing boats from 12 to 20 metres.

Code	Initials	V	Power	Additional function
21.431.12	EW2-M	12	> 120 dB	-
21.431.24	EW2-M	24	> 120 dB	-
21.431.30	EW2-MS	12	> 120 dB	Siren
21.431.34	EW2-MS	24	> 120 dB	Siren

21.432.00 *Additional control panel for commanding electronic whistles from a second station*

21.433.36 *Standard MIC2 microphone for EW type-tested hoots.*

MARCO electric horn with amplifier, suitable for boats from 20 to 75 metres

It includes **amplifier, fog signal, VHF input, microphone input.** RINA-type approved for boats up to 75 metres, either **pleasure or fishing** boats. It includes microphone.

Code	Initials	V	Power	Speaker Ø mm	Length mm	Additional function
21.433.24	EW3-M	24	>130 dB	325	437	-
21.433.34	EW3-MS	24	>130 dB	325	437	Siren

21.432.00 *Additional control panel to control electronic hoots from a second station.*
21.433.36 *Standard MIC2 microphone for EW type-tested hoots.*

◢ 21.433.36

MARCO multifunction electronic horn/whistle

Functions: - Horn - VHF input - Automatic fog signal - Microphone.
Includes water-proof speakers, stainless steel bracket, control microphone; type-approved for boats up to 12 metres.

Code	Initials	V	Power	Protection	⟷ mm
21.427.12	EMH-M	12	112 dB	IP66	154x121x132
21.427.24	EMH-M	24	112 dB	IP66	154x121x132

MARCO electronic multifunction horn/whistle with encodable signals

Functions: - Horn - 2 AUX inputs (VHF + stereo) - Automatic fog signal - Microphone - Emergency siren with pre-codified POLICE, FIRE DEPARTMENT, AMBULANCE signals + more codifiable signals.
Includes 2 water-proof speakers, stainless steel brackets and a microphone; especially suitable for public transportation, harbour offices, fire fighters, policemen, tourist boats, etc..

Code	Initials	V	⟷ mm	Protection
21.428.12	EMH-2	12	154x121x132	IP66
21.428.24	EMH-2	24	154x121x132	IP66

MARCO additional control panel

Suitable for controlling electronic whistles from other stations. It includes microphone and watertight connector. Suitable for items 21.431.12; 21.431.24; 21.433.24; 21.427.12; 21.427.24; 21.428.12; 21.428.24.

Code	Description
21.432.00	IP67 control panel for electrical hazards

Acoustic and attention alarm

Watertight intermittent alarm ideal for signalling the opening of hatches, davits, engine housings, garages, tenders, etc.

Code	V	Power	⟷ mm
21.464.00	12/24	105dB	101x73x40

Professional electronic bullhorn

Functions: **megaphone + siren** + whistle.

Code	W	Capacity		Length mm	Ø mouth mm	Power supply	Duration	kg
		in urban area m	outdoors m					
21.325.00	30	350	1000	310	200	6 type C batteries 1.5 V half torch (LR14) NOT INCLUDED	8 hours	1.8

Bells and foghorns

Brass bells

Fitted with swivelling bracket in only one direction.

Code	Ø mouth mm
21.222.80	100
21.222.90	150
21.222.30	175

Type-approved chromed brass bell

Code	Ø mouth mm
21.202.90	150
21.202.91	175

Bell in chromed brass.

High gloss polished bronze bell, includes bayonet bracket and striker.

Code	Ø mouth mm
21.530.00	100
21.530.01	150
21.530.02	175

Brass ship's bell

Mirror polished, includes bayonet bracket and striker; **type-approved RINA**, suitable for pleasure boating and Merchant Navy.

Code	Ø mouth mm	Regulate the hulls
21.532.00	210	from 12 to 20 metres
21.533.00	300	over 20 metres

Japanese hand pressure chromed brass fog horn

Code **21.453.02**
Twisted horn for a deep and pleasant sound.

Japanese hand pressure chromed brass fog horn

Code **21.453.01**
Has a more ringing sound than horn 21.453.02.

Fog horn

Code	Material	Length cm
21.462.00	Stainless steel	18.5

Fog horn

Compulsory under French safety standards.

Code	Material	Length cm
21.462.30	Plastic	29.6

Whistle for life vests

RINA type-approved.

Code	Type	Material	Colour	Length cm
21.755.00	Standard	Plastic	orange	6.8

Boatswain's call

Code	Material	Length cm
21.482.00	Brass	14

Referee's whistle (powerful treble)

Code	Material	Length cm
21.483.00	Chromed brass	4.5

Fog whistle

Code	Material	Length cm
21.484.00	Chromed brass	8

Gas Fog Horns

Big gas horn

Charged with **non-flammable gas. Horn/bottle snap coupling.**

Code	Description
21.457.00	Gas horn with 300-ml bottle, made in accordance with DM 5/9/90 Enclosure II. Acoustical level 100 db, aluminium inner core.
21.457.01	Spare bottle capacity of 300 ml., loaded with ecological non-flammable gas.

21.457.01

21.457.00

Portable gas trumpet

Plastic horn, base with stainless steel back and cylinder containing non-flammable gas

Code	Description
21.456.01	TA1R certified by RINA; gas horn 400 ml for pleasure craft ranging in length from 12 to 50 m. Replaces (for pleasure craft only) bells type 21.532.00, 21.533.00.

Eco-friendly compressed air horn

Hand-operated via the plunger on the bottom of the cylinder.
Fitted with double nozzle to be also used as inflator for fenders and balls.

Code	Db	⟷ mm	
		Cylinder	Horn
21.458.00	100	Ø 50x160	Ø 75x190

Personal floatation device complying with EN ISO 12402 standards

Life jacket VIP Challenger MK4 - 100 N (EN ISO 12402-4). Model Top Quality

Orange colour, soft foam, quick-release buckle, compact structure for better stowage. Complete with whistle and reflective strips. Mandatory as onboard equipment within 3 and 6 miles

Code	Colour	Size
22.460.02	orange	Adults (over 40 kg)
22.460.03	orange	Junior (15 - 40 kg)

Bag for lifejackets

Transparent PVC container for 4 life jackets 100 N (type 22.460.02). Includes breathable mesh for ventilation.

Code	⟷ cm
22.409.30	38x30x31 h

OSCULATI

Isabel lifejacket 100N (EN 12402-4)

Made from high-visibility fabric and soft foam. Complete with approved whistle and reflective tapes. Under-leg cord and adjustable straps with snap buckle. Ergonomic collar. Mandatory as onboard equipment within 3 and 6 miles.

Code	Colour	Size	Capacity kg	Type
22.465.01	orange	Baby XXS	Up to 15 kg	With knickers
22.465.02	orange	Baby XS	From 15 to 30 kg	With knickers
22.465.03	orange	S	From 30 to 40 kg	-
22.465.04	orange	M	From 40 to 50 kg	-
22.465.05	orange	L	From 50 to 60 kg	-
22.465.06	orange	XL	From 60 to 70 kg	-
22.465.07	orange	XXL	Over 70 kg	-

OSCULATI

SV-100 lifejacket - 100N (EN ISO 12402-4). Top Quality model

Made with soft foam, front zipper and quick-release buckle. Complete with whistle and reflective strips. Modular collar for enhanced head protection. Mandatory as onboard equipment within 3 and 6 miles

Code	Colour	Size	Type
22.483.45	orange	Kids up to 15 kg	With knickers
22.483.60	orange	Kids 15 to 30 kg	With knickers

VIP Intensity MKI - 150 N (EN ISO 12402-3) life jacket. Model Top Quality

Orange colour, soft foam, quick-release buckle, compact structure for better stowage complete with whistle and retro-reflective tapes. Paired with the automatic signalling light 22.409.23, it becomes mandatory as onboard equipment beyond 6 nautical miles from the coast.

Code	Colour	Size
22.461.02	orange	Adults (over 40 kg)
22.461.03	orange	Junior (15 - 40 kg)

Aurora lifejacket 150N (EN 12402-3)

CE

Made from high-visibility fabric and soft foam. Complete with whistle and approved reflective tapes, under-leg cord plus adjustable straps with snap buckle, and ergonomic collar.

Code	Colour	Size	Capacity kg	Type
22.466.01	orange	Baby XXS	Up to 20 kg	With knickers
22.466.02	orange	Baby XS	From 20 to 30 kg	With knickers
22.466.03	orange	S	From 30 to 40 kg	-
22.466.04	orange	M	From 40 to 50 kg	-
22.466.05	orange	L	From 50 to 60 kg	-
22.466.06	orange	XL	From 60 to 70 kg	-
22.466.07	orange	XXL	Over 70 kg	-

22.409.23 *MED-approved automatic activation emergency light, mandatory on every belt for navigation beyond 6 miles from the coast.*

OSCULATI

SV-150 lifejacket - 150N (EN ISO 12402-3). Top Quality model.

CE

Made from soft foam with a front zipper. Complete with whistle and reflective strips. Modular collar for enhanced head protection.

Code	Colour	Size	Type
22.482.45	orange	Kids up to 15 kg	With knickers
22.482.60	orange	Kids 15 to 30 kg	With knickers

22.409.23 *MED-approved automatic activation emergency light, mandatory on every belt for navigation beyond 6 miles from the coast.*

OSCULATI

AQUA SAILOR buoyancy aid - 50N (EN ISO 12402-5)

Ideal for use on sailboats and canoes. Soft foam, folding bottom for better comfort when sitting.

Code	Colour	Size	Capacity kg
22.476.01	Yellow/Blue	Junior	From 25 to 40 kg
22.476.02	Yellow/Blue	S	-
22.476.03	Yellow/Blue	M/L	Over 60 kg
22.476.04	Yellow/Blue	XL	-

OSCULATI

DOMINATOR SKI buoyancy aid - 50N (EN ISO 12402-5)

Soft foam, fluo colours, perfect fit.

Fluo yellow/black	Fluo red/black	Size	Capacity kg
22.473.01	22.474.01	Junior	From 25 to 40 kg
22.473.02	22.474.02	S	From 40 to 60 kg
22.473.03	22.474.03	M/L	Over 60 kg
22.473.04	22.474.04	XL	Over 70 kg

OSCULATI

CANOE buoyancy aid - 50N (EN ISO 12402-5)

Specific for canoes, it allows free movements, technical product.

Code	Colour	Size
22.492.00	red	One fits all - adult

OSCULATI

Self-inflatable personal floatation devices complying with EN ISO 12402-3 standards

OSCULATI

22.409.23/27

Security self-inflating lifejacket 150 N (EN ISO 12402-3) with HAMMAR hydrostatic inflation

CE

Fitted with **safety harness complying with ISO 12401 standards**. The HAMMAR MA1 hydrostatic automatic inflater prevents the jacket from unwanted inflation, as it happens with traditional inflating systems that activate when coming into contact with water. The HAMMAR system activates only with hydrostatic pressure (immersion of at least 15 cm in water). Model for adults with thigh strap.

Code	Activation	Colour	Cylinder + Hammar MA1
22.395.00	Hammar automatic	red	22.395.10

Hammar Activator - 33g cylinder

22.409.23 *MED-approved automatic activation emergency light, mandatory on every belt for navigation beyond 6 miles from the coast.*

22.409.27 *Light attachment clip 22.409.23 on the mouthpiece of life belts.*

OSCULATI

22.409.23/27

Professional self-inflatable lifejacket 180N (EN ISO 12402-3)

CE

Ergonomic shape with collar and quick-release buckles, safety thigh straps. Two attachments for safety belts, **ISO 12401 certified**. Automatic or manual activation, with a transparent window allowing to check the efficiency of the fastening device. Adult model.

Code	Colour	Cylinder + spare valve	
		for lifebuoys produced until 04/19	for lifebuoys produced from 5/19
22.397.00	Black	22.397.10	22.397.11

22.409.23 *MED-approved automatic activation emergency light, mandatory on every belt for navigation beyond 6 miles from the coast.*

22.409.27 *Light attachment clip 22.409.23 on the mouthpiece of life belts.*

OSCULATI

22.394.00

22.394.10

22.409.23/27

Sail Pro self-inflating lifejacket - 180N (EN ISO 12402-3)

CE

Hammar hydrostatic automatic inflation (this system prevents accidental inflation); Integrated safety belt **ISO 12401 certified**; 25% more compact than traditional self-inflating belts: easier movements;
Opening of the casing via automatic zipper: less weight, less bulk, faster opening and closing of the casing compared to the tear-off and safety thigh strap system. Combined with the automatic signalling light 22.409.23, it becomes mandatory as onboard equipment beyond 6 nautical miles from the coast.

Code	Activation	Exterior color
22.394.00	Hammar automatic	Black

22.394.10 *Fluo water/wind spray hood OPTIONAL.*

22.395.11 *38-g spray can + Hammar MA1*

22.409.23 *Automatic electronic signaller.*

22.409.23 *MED-approved automatic activation emergency light, mandatory on every belt for navigation beyond 6 miles from the coast.*

22.409.27 *Light attachment clip 22.409.23 on the mouthpiece of life belts.*

OSCULATI

22.393.00

22.394.10

22.409.23/27

Premium self-inflatable lifejacket - 300 N (EN ISO 12402-2)

CE

Designed for the toughest conditions. 300N buoyancy for utmost safety even when wearing boots, waterproof garments, etc. and allowing a very fast body rotation. HAMMAR hydrostatic activation that prevents unwanted inflation (possible with traditional activation systems). OPTIONAL ISO 12402-8 Fluo spray hood (22.394.10). Safety harness **complying with ISO 12401 standards**. Comfortable padded collar. Fitted with thigh strap.

Code	Activation	Colour	Replacement cartridge (60g) + HAMMAR MA 1 valve
22.393.00	Hammar automatic	Black	22.393.01

22.394.10 *Water-/wind spray hood*

22.409.23 *Automatic electronic signaller.*

22.409.23 *MED-approved automatic activation emergency light, mandatory on every belt for navigation beyond 6 miles from the coast.*

22.409.27 *Light attachment clip 22.409.23 on the mouthpiece of life belts.*

Junior self-inflatable lifejacket 1MAJ 150 N (omologato EN ISO 12402-3)

CE For children above 15 kg, equipped with thigh strap. Neck in soft elastic fabric for optimal fit.

Code	Activation	Colour	Size	Canister + spare valve
22.299.01	Automatic	Red - blue	Junior	**22.399.15**

22.409.23 *MED-approved automatic activation emergency light, mandatory on every belt for navigation beyond 6 miles from the coast.*

22.409.27 *Light attachment clip 22.409.23 on the mouthpiece of life belts.*

OSCULATI

Self-inflatable lifejacket MK150 - 150 N (EN ISO 12402-3)

CE Adult life jacket. UML-5 activator. Soft elastic fabric collar for optimal fit. Paired with the automatic signalling light 22.409.23, it becomes mandatory as onboard equipment beyond 6 miles from the coast.

Code	Activation	Colour	Size	Canister + spare valve
22.298.12	Manual	Red - Black	One fits all - adult	**22.401.10**
22.298.13	Automatic	Blue - Black	One fits all - adult	**22.398.14**

22.409.23 *MED-approved automatic activation emergency light, mandatory on every belt for navigation beyond 6 miles from the coast.*

22.409.27 *Light attachment clip 22.409.23 on the mouthpiece of life belts.*

OSCULATI

Self-inflatable lifejacket 1MAD 150 N (EN ISO 12402-3)

CE Complete with approved safety belt. UML-5 activator. Neck in soft elastic fabric for optimal fit.

Code	Activation	Colour	Size	Canister + spare valve
22.296.04	Automatic	red	One fits all - adult	**22.398.14**

22.409.23 *MED-approved automatic activation emergency light, mandatory on every belt for navigation beyond 6 miles from the coast.*

22.409.27 *Light attachment clip 22.409.23 on the mouthpiece of life belts.*

OSCULATI

Professional self-inflatable lifejacket 275MA - 275 N (omologato EN ISO 12402-2)

CE Complete with approved safety belt. UML-5 activator. Neck in soft elastic fabric for optimal fit. Coupled with the automatic signal light 22.409.23, it becomes mandatory as onboard equipment beyond 6 nautical miles from the coast.

Code	Activation	Colour	Size	Canister + spare valve
22.294.00	Automatic	blue	One fits all - adult	**22.294.01**

22.409.23 *MED-approved automatic activation emergency light, mandatory on every belt for navigation beyond 6 miles from the coast.*

22.409.27 *Light attachment clip 22.409.23 on the mouthpiece of life belts.*

OSCULATI



Automatic electronic signalling device for lifejackets

CE

MED approved. Automatic activation upon water contact. Functions: fast flashing, steady light, SOS, OFF. To be paired with a 150N life jacket as onboard equipment within 12 miles.

Code	Activation	⟷ mm	Optional fastening clip
22.409.23	Automatic in contact with water	62x28x31.5	**22.409.27** * New

* *To be attached to the mouthpiece of the self-inflating life belts.*

OSCULATI

Service kit for self-inflatable lifejackets

Bottle and universal spare valve kit for self-inflatable lifejackets

Code	Cylinder	Actuator	Use
22.401.10	33	no	150 newton manual
22.398.14	33	UML-5	150 newton automatic
22.395.10	33	HAMMAR	150 newton automatic
22.397.10	38	UML-5	180 newton automatic
22.397.11	38	UML Pro Sensor Elite	180 newton automatic
22.399.15	24	UML-5	Baby automatic
22.395.11	38	HAMMAR	180 newton automatic
22.397.60	60	UML-5	MOB, Dan buoy, etc.
22.294.01	60	UML-5	275 Newton automatic

MED-approved lifejackets

WORLDLIFE 8 MED-approved lifejacket, IMO resolution MSC.200(80)

With RINA approval for the commercial maritime sector. Manufactured in accordance with the new IMO regulation MSC.200(80). In combination with the automatic signal light 22.409.23, it becomes mandatory as onboard equipment beyond 6 miles from the coast.

Code	Colour	Size	Type
22.411.01	red	over 40 kg	adults
22.411.02	red	16 to 43 kg	youths
22.411.03	red	up to 15 kg	kids

MED (Marine Equipment Directive) type-tested ring lifebuoys / Italian Ministerial Decree 385/99

MED-approved ring lifebuoy

Made of **orange Eltex** filled with polyurethane foam. Fitted with reflective tapes.
RINA-certified for merchant ships within and beyond straits, and for pleasure boats in compliance with the Italian Ministerial Decree 385/99.

Code	Ø cm	Optional enclosure
22.407.00	40x60	22.406.87; 22.406.88; 22.406.89

Cover for ring lifebuoys 22.407.00

UV RESISTANT

Padded double-layer polyurethane-coated fabric. Fitted with adjustable straps for mounting on the pulpit. Zip closure. Floating rescue light (30.584/583.00) + type-approved rope 22.408.06 can be stowed inside the straps.

white	Blue	grey	For lifebuoy
22.406.88	**22.406.89**	**22.406.87**	**22.407.00**

IMPROVED QUALITY

Ring lifebuoy (it conforms to the old Ministerial Decree 20/4/78)

Code	Description
22.407.02	In **Eltex orange**, filled with foam polyurethane. Ø **40x60 cm**.

22.407.11 *Optional rear reflective tapes.*

Reflective tape kit

Code	length	For lifebuoy
22.407.11	40 cm each	22.407.02

OSCULATI

MED-approved ring lifebuoy

RINA-certified for merchant ships within and beyond straits, and for pleasure boats in compliance with the Italian Ministerial Decree 385/99.

Code	Version	Ø cm
22.407.04	Classic	45x75

OSCULATI



Ring lifebuoy

For pleasure boats in compliance with the Italian Ministerial Decree D.M. 385/99.

Code	Version	Ø cm	Optional lifering holder	Optional lighthouse buoy
22.439.01	Super-compact	40x64	-	-
22.439.02	Super-compact with rescue light housing	40x64	**22.434.02**	**30.432.00**

22.439.02

OSCULATI



Ring lifebuoy accessories

Nylon straps with hook&loop fastener, housing for Sealux floating rescue light 30.432.00. Fitted with clamp 37.175.81 for fixing on tube.

Code	For lifebuoy
22.434.02	**22.439.02**

Sealux electronic floating rescue light

It automatically activates when it touches water but it doesn't when wet with rain, no matter in which position it is kept. Approved for pleasure boating (Ministerial Decree 385/99). No batteries supplied.

Code	⟷ mm
30.432.00	124x72x107.5 h

Ring lifebuoy with accessories

Fitted with Sealux floating rescue light 30.432.00, holding strap and type-approved rope for up to 400kg.

Code	Version	With lifebelt	Ø cm
22.439.03	Super-compact	**22.439.02**	40x64

New

Capri MED-approved ring lifebuoy

Built with a special recess, this lifebuoy allows for the rewinding of 30 metres of rope Ø 8 mm around its circumference, keeping safety equipment in perfect order and ready for use.

Code	Ø cm
22.407.06	42x65,2

22.408.06 OPTIONAL Type-approved rope sold separately

Horseshoe lifebuoys

Horseshoe lifebuoy conforming to Ministerial Decree 385/99

Made of **orange polyethylene** filled with **polyurethane foam. It conforms to Ministerial Decree 385/99 for pleasure boating**.

Code	Ø cm	Container in ABS OPTIONAL	Support OPTIONAL
22.420.00	35x60	**22.420.02**	**22.418.01**

OSCULATI

Horseshoe lifebuoy supplied with accessories conforming to Ministerial Decree 385/99

White ABS case to be hung to the pulpit or on the bulkhead. Quick opening.

Code	Description
22.420.01	Lifebuoy 22.420.00 + floating rescue light 30.584.00 + rope 22.408.06 all fitted into a **white ABS** case designed to be hung to the pushpit or to the bulkhead. Quick opening; for pulpit mounting order 4 clamps models 37.175.81 or 37.261.01 or 37.264.02
22.420.02	White ABS case, only

OSCULATI

Bag for horseshoe lifebuoys 22.420.00

UV RESISTANT

Padded double-layer polyurethane-coated fabric. Fitted with adjustable straps for mounting on the pulpit. Zip closure. Floating rescue light (30.584/583.00) + type-approved rope 22.408.06 can be stowed inside the straps.

white	blue	grey	For lifebuoy
22.430.04	**22.430.05**	**22.430.06**	**22.420.00**

OSCULATI

IMPROVED QUALITY

22.430.06

22.430.05

22.430.05

22.430.05

Soft horseshoe buoy

Made from **soft ethafoam foam,** coated with UV-resistant waterproof polyester fabric, **removable** for washing.

OSCULATI

22.416.02

22.416.01

22.416.00

Code	Colour	⟷ cm	OPTIONAL				
			Enclosure in white fabric	Casing in blue fabric	Casing in grey fabric	Pipe support	Lighthouse buoy
22.416.00	white	50x50x10	**22.424.31**	**22.424.32**	**22.424.33**	**22.418.00**	**30.583.00**
22.416.01	yellow	50x50x10	**22.424.31**	**22.424.32**	**22.424.33**	**22.418.00**	**30.583.00**
22.416.02	orange	50x50x10	**22.424.31**	**22.424.32**	**22.424.33**	**22.418.00**	**30.583.00**

Floating horseshoe kit with tube support

Comprising a float made of soft foam 22.416.xx, stainless steel support 22.418.00 and light buoy 30.583.00.

Code	Colour
22.419.00	white
22.419.01	yellow
22.419.02	orange

OSCULATI

22.419.00

22.419.01

22.419.02

30.583.00

22.418.00

OSCULATI

Horseshoe kit 22.416.02 with fabric cover

Complete with light buoy **30.583.00** and standard rope 400 kg **22.408.06**, all encased in a **PVC/polyester 22.424.3x** fabric sleeve with quick opening via tear system. Fixation to the pulpit through adjustable straps.

Code	Casing Colour	Floating colour
22.424.01	white	orange
22.424.02	Blue	orange
22.424.03	grey	orange

◀ 22.424.02

◀ 22.424.03

Cover for item number 22.416.xx

UV RESISTANT

Cover made of PVC/polyester fabric. This elegant cover protects the lifebuoy and the floating rescue light against severe weather conditions and is ideal for tidy stowage.

Code	Description	Colour
22.424.31	Only cover	white
22.424.32	Only cover	blue
22.424.33	Only cover	grey

Brackets for personal rescue devices

Brackets for horseshoe lifebuoys

In **stainless steel**, complete with arm for light buoy (30.584.01), suitable for tubes Ø from 20 to 25 mm.

Code	For lifebuoy
22.418.00	22.416.00; 22.416.01; 22.416.02 or similar
22.418.01	22.420.00

◀ 22.271.30

◀ 22.371.35

Universal bracket for lifebuoys

Made of epoxy-powder coated aluminium with ribbon. For 22/25-mm Ø tubes or bulkhead mounting.

Code	For lifebuoy
22.271.30	Annular
22.371.35	horseshoe lifebuoys

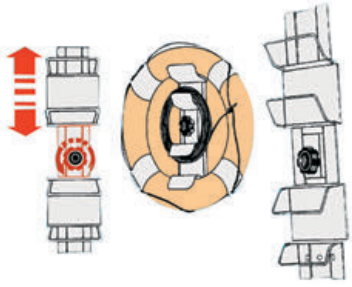

Adjustable bracket for ring lifebuoys and installation kit

Code	Description
22.428.01	Adjustable SS bracket, bulkhead mounting, designed to hang ring lifebuoys of any size and their type-approved rope.
22.428.03	Square bracket designed for installation of floating rescue light 30.584.01 on item 22.428.01.

Telescopic bracket for ring lifebuoys

Made of **polished stainless steel**. Designed for bulkhead mounting or for fitting on the pulpit (20/22-mm tubes) with special clamps. **Ring lifebuoy + floating rescue light 30.583.00 + rope 22.408.06** can be stowed on the bracket.

Code	For lifering of Ø	Bulkhead hatch OPTIONAL*
22.427.00	600 to 660 mm	**30.584.01**

** Necessary only if you want to use the buoy 30.584.00, not necessary for the buoy 30.583.00*

Stainless steel bracket for ring lifebuoys

For ring or horseshoe buoys. **Universal** model. It can be mounted on the deck, on the bulkhead or on 22/25-mm Ø stainless steel tubes , either straight or sloped by means of a special rotating nylon clamp. Fitted with **elastic lock**. **Standard** or **accessorized** version for floating rescue light 30.584.01.

Code	Model
22.425.00	Ring mount bracket
22.426.01	Back for ring lifebuoys + floating rescue light holder (30.584.00; 30.582.00)

Levilene floating rope for ring lifebuoys

OSCULATI

Code	Ø mm	Length m	Type-approved	Breaking load kg	Colour	Stainless steel snap hook INCLUDED
22.408.06	8	30	Yes	400	orange	-
22.408.07	8	30	Yes	400	white	**09.247.70**

Levilene floating rope

OSCULATI

Spliced, suitable for ring buoys. Snap-hook included.

Code	Ø mm	Length m
22.407.05	6	30

New Floating levilene rope with emergency ring

Code	Line Ø mm	Length m	Ring Ø mm
22.407.30	6	30	165

Lifeguard emergency personal floatation device

Made of polyethylene and stuffed with polyurethane foam. Fitted with shoulder strap and towing line.

Code	⟷ mm	kg
22.407.20	670x230x135	1.4

OSCULATI

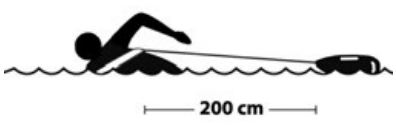

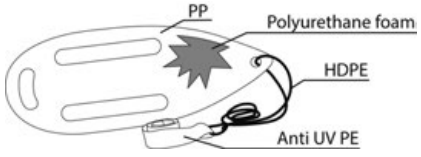

Rope and rack

Code	Description
22.408.08	Levilene throw lifeline to retrieve men over board. Fitted with end eyelet for holding the line. The line has to be tied to the guardrail on one end. It comes in a Fluo colour bag, 28 metres long, 5-mm Ø.
22.408.09	Stainless steel rack for lines 22.408.08 fitted with 22/25-mm Ø pole clamp.

Bracket for ring lifebuoys



Designed for use on the beach, in swimming pools, etc. It adapts to any ring lifebuoy on the catalogue.

Code	Description
22.429.01	Universal life buoy support
22.429.02	160-mm high galvanized steel pole

Ring life buoy and line not included.

Line reel for bathing establishments

It can wind up 400 m of 8-mm Ø line. Made of stainless steel + anodized aluminium.

Code	⟷ mm
22.408.00	600x440x830h

OSCULATI

MARSUPIO Navigation Kit updated to DM No. 133 of 21/09/2024

Kit for navigation within 3 to 12 miles for 4/6 persons. It comes in a bag that can also be used as a soft pillow.

In case the vessel is not CE-approved, it requires an additional bailer or exhaustion pump
** Item subject to eco-contribution Co.Ge.Pir for sales made in Italy*

22.409.33 *Empty bag for 22.411.32; 22.411.40 Marsupio 4 (for 100 N belts)*

22.409.35 *Empty bag for 22.411.34; 22.411.41 Marsupio 6 (for 100 N belts)*

22.409.37 *Empty bag for 22.411.43 Marsupio 4/12 miles (for 150 N belts)*

Code	Regulate by	Content												
		n.lifejack-ets CE	Fire extin-guisher	Italian flag	anchor rope	Umbrella anchor	Distress signals contained in the kit	Rope for rings	Docking hook	Audible signal	Boetta	automatic light signaller	Table of visual signals (Colreg)	Black anchor ball
22.411.32	3 miles	4 x 22.60.02	31.450.00	35.459.01	01.106.00	01.139.25	30.230.01	22.408.06	34.171.40	21.462.30	-	NO	NO	30.654.00
22.411.40	6 miles	4 x 22.460.02	31.450.00	35.459.01	01.106.00	01.139.25	30.230.02	22.408.06	34.171.40	21.462.30	30.583.00; 30.584.00	NO	NO	30.654.00
22.411.34*	3 miles	6 x 22.460.02	31.450.00	35.459.01	01.106.00	01.139.04	30.230.01	22.408.06	34.171.40	21.462.30	-	NO	NO	30.654.00
22.411.41*	6 miles	6 x 22.460.02	31.450.00	35.459.01	01.106.00	01.139.04	30.230.02	22.408.06	34.171.40	21.462.30	30.583.00; 30.584.00	NO	NO	30.654.00
22.411.43*	12 miles	4 x 22.461.02	31.450.00	35.459.02	01.106.00	01.139.04	30.230.02	22.408.06	34.171.40	21.462.30	30.583.00; 30.584.00	22.409.23	YES	30.654.00
22.412.32	3 miles	4 x 22.460.02	31.450.00	35.459.01	01.106.00	01.139.25	NO	22.408.06	34.171.40	21.462.30	-	NO	NO	30.654.00
22.412.40	6 miles	4 x 22.460.02	31.450.00	35.459.01	01.106.00	01.139.25	NO	22.408.06	34.171.40	21.462.30	30.583.00; 30.584.00	NO	NO	30.654.00
22.412.34	3 miles	6 x 22.460.02	31.450.00	35.459.01	01.106.00	01.139.04	NO	22.408.06	34.171.40	21.462.30	-	NO	NO	30.654.00
22.412.41	6 miles	6 x 22.460.02	31.450.00	35.459.01	01.106.00	01.139.04	NO	22.408.06	34.171.40	21.462.30	30.583.00; 30.584.00	NO	NO	30.654.00
22.412.43	12 miles	4 x 22.461.02	31.450.00	35.459.02	01.106.00	01.139.04	NO	22.408.06	34.171.40	21.462.30	30.583.00; 30.584.00	22.409.23	YES	30.654.00

OSCULATI

Man Over Board

It comes in a bag with a floating levilene line (22.408.06). To be fastened to the pulpit, it contains a buoyancy aid to be used in case of emergency. Smaller and more convenient than horseshoe lifebuoys.

Code	⟷ mm
22.423.00	460x400x110

DAN BUOY self-inflatable MOB system

Rescue system packed into a rugged ABS box. In case of man over board, open the box hung to the pulpit for instant deployment and throw it into the water. The man over board will find an inflated rescue device as well as a highly visible pole and light.
It includes: ring lifebuoy and built-in 260-cm pole, floating anchor, emergency light, reflective tape, weight and streaming ribbon.

Code	Buoyancy N	⟷ mm	For pipe Ø mm	kg
22.422.00	275	290x230x125	25	4.8



MED-approved reflective tape

To be applied to life-saving equipment on fishing and merchant vessels.

Code	Type	For	Height mm	
22.300.03	self-adhesive	liferafts, ring lifebuoys, etc.	50	45.7

Pet Vest lifejacket for cats and dogs

Made of sturdy nylon/fabric, with soft foam padding for the animal's comfort. Fitted with rescue handle on the back.

Code	Size
22.404.50	up to 4 kg
22.404.51	3-6 kg
22.404.52	5-10 kg
22.404.53	9-18 kg
22.404.54	18-36 kg
22.404.55	over 35 kg

Emergency plugs

Cone-shaped wooden emergency plugs

Code	Package	Ø mm
22.803.80	Series of 10 plugs	8 to 38
22.803.81	Series of 9 plugs	20 to 49

Liferafts

FRANCIA liferaft complying with ISO 9650 standards

These liferafts are approved by the Marine Marchande Française and comply with the regulation "Division 333-2/310-1. Overhaul every three years.
"Europe offshore" 1+24 hour version with full survival equipment.

Code	Seats	Container	⟷ cm	kg
22.712.06*	6	Stiff case	73x47x34H	61
22.712.08	8	Stiff case	73x47x36H	71
22.712.10	10	Stiff case	85x60x31H	84
22.712.12*	12	Stiff case	85x60x32H	95
22.713.06*	6	Soft	73x32x43H	58
22.713.08	8	Soft	78x38x49H	67
22.713.10*	10	Soft	76x38x56H	79

Indicative sizes for liferafts in soft bag
** Item subject to Co.Ge.Pir eco-contribution for sales made in Italy*

"Med-Sea" professional self-inflatable liferaft

Type-approved by the Italian Ministry of Transport and Infrastructures according to the Ministerial Memorandum No. 78 dated 29/12/2008.
Approved for fishing vessels not exceeding 24 metres sailing in the Italian waters and authorized for close coastal fishing (max 40 miles from the coastline).

Code	Seats	Container	⟷ cm	kg
22.750.06*	6	rectangular ABS	74x47x31	49
22.750.08	8	rectangular ABS	74x47x34	55
22.750.10	10	cylindrical VTR	118x56	73
22.750.12*	12	cylindrical VTR	118x56	76

** Item subject to Co.Ge.Pir eco-contribution for sales made in Italy*

Coastlight liferaft

Coastlife self-inflatable liferaft for navigation up to 12 miles offshore. It conforms to Ministerial Decree 29/07/2008 + Management Decree 02/03/2009.
1st overhaul after 3 years from the 1st packing, then every 2 years.

Code	Seats	Container	⟷ cm	kg
22.704.04	4	Soft bag	66x28x27	25
22.704.06	6	Soft bag	66x26x28	25
22.704.08	8	Soft bag	64x30x33	30
22.704.10	10	Soft bag	65x29x35	39
22.704.12	12	Soft bag	68x29x35	44

Indicative sizes for liferafts in soft case

◀ 22.720.xx

Oceanlife liferaft - approved for Italy

For navigation over 12 miles. Made in compliance with **ISO 9650** standards, it conforms to **Ministerial Decree 12/8/2002 and 832/2004 dated 10/3/2003**. **2-year overhaul**. Version in stiff case or soft bag.

Code	Seats	Container	⟷ cm	kg
22.725.04*	4	Stiff case	72x46x32	47
22.725.06	6	Stiff case	72x46x32	50
22.725.08	8	Stiff case	73x47x33	59
22.725.10	10	Stiff case	85x60x32	84
22.725.12*	12	Stiff case	85x60x32	95
22.720.04*	4	Soft bag	70x30x43	43
22.720.06	6	Soft bag	70x30x43	43
22.720.08	8	Soft bag	73x37x44	55
22.720.10*	10	Soft bag	76x38x56	79

Indicative sizes for liferafts in soft case
* *Item subject to eco-contribution Co.Ge.Pir for sales made in Italy*

◀ 22.725.xx

Oceanlife liferaft + GB - Italy approval with GRAB BAG

For navigation over 12 miles. It conforms to ISO 9650 standards and to Ministerial Decree 12/8/2002 and 832/2004 dated 10/3/2003. 2-year overhaul. Version with separate equipment bag. Version with separate equipment bag to contain the weight and dimensions of the main enclosure.

Code	Seats	Container	⟷ cm	kg	Grab Bag ⟷ cm	Grab Bag kg
22.740.04*	4	Soft fabric bag	64x27x40	33	45x32	9
22.740.06	6	Soft fabric bag	64x27x40	34	45x32	13
22.740.08	8	Soft fabric bag	65x32x39	40	50x32	16

Indicative sizes for liferafts in soft bag
* *Item subject to eco-contribution Co.Ge.Pir for sales made in Italy*

Deep-Sea Compact professional self-inflatable liferaft - Solas MED

In compliance with the Solas '74 standard. Very compact and refined design. It can be installed on any vessel provided it is stowed at a height not exceeding 18 metres.

	A Pack					B PACK			
SEATS	**6**	**8**	**10**	**12**	**-**	**6**	**8**	**10**	**12**
Floating ring	1	1	1	1	-	1	1	1	1
Non-folding knife	1	1	1	1	-	1	1	1	1
Folding knife	1	1	1	1	-	1	1	1	1
Floating scoop	1	1	1	1	-	1	1	1	1
Sponges	2	2	2	2	-	2	2	2	2
Anchor	1+1	1+1	1+1	1+1	-	1+1	1+1	1+1	1+1
Paddles	2	2	2	2	-	2	2	2	2
Can opener	3	3	3	3	-	--	--	--	--
First aid kit	1	1	1	1	-	1	1	1	1
Whistle	1	1	1	1	-	1	1	1	1
Parachute rocket	4	4	4	4	-	2	2	2	2
Hand-held flare	6	6	6	6	-	3	3	3	3
Floating smoke buoy	2	2	2	2	-	1	1	1	1
Torch	1	1	1	1	-	1	1	1	1
Radar reflector	1	1	1	1	-	1	1	1	1
Heliograph Mirror	1	1	1	1	-	1	1	1	1
Signal Chart	1	1	1	1	-	1	1	1	1
Fishing kit	1	1	1	1	-	1	1	1	1
Food rations (pack.)	6	8	10	12	-	--	--	--	--
Water (litres)	9	12	15	18	-	--	--	--	--
Graduated glass	1	1	1	1	-	--	--	--	--
Seasickness tablets	36	48	60	72	-	36	48	60	72
Seasickness bag	6	8	10	12	-	6	8	10	12
Survival Instructions	1	1	1	1	-	1	1	1	1
Immediate Actions	1	1	1	1	-	1	1	1	1
Thermal blankets	2	2	2	2	-	2	2	2	2
Repair kit	1	1	1	1	-	1	1	1	1
Inflator	1	1	1	1	-	1	1	1	1

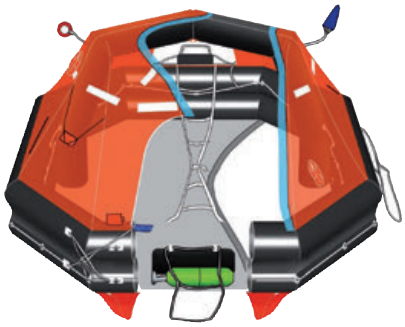

Code	Seats	Container	⟷ cm	kg
22.751.06	6	"A" pack - Roll	118x56x53	73
22.751.16	6	"A" pack - Flat	74x37x49	63.5
22.751.26*	6	"B" pack - Roll	118x56x53	58
22.751.36	6	"B" pack - Flat	74x37x49	52
22.751.08	8	"A" pack - Roll	118x56x53	81
22.751.18	8	"A" pack - Flat	86x61x35	77
22.751.28	8	"B" pack - Roll	118x56x53	70
22.751.38	8	"B" pack - Flat	86x61x35	58
22.751.10	10	"A" pack - Roll	118x56x53	91
22.751.20	10	"A" pack - Flat	86x61x35	90
22.751.30	10	"B" pack - Roll	118x56x53	67
22.751.40	10	"B" pack - Flat	86x61x35	64
22.751.12	12	"A" pack - Roll	118x64x59	107
22.751.22*	12	"A" pack - Flat	105x57x35	107
22.751.32	12	"B" pack - Roll	118x64x59	77
22.751.42*	12	"B" pack - Flat	105x57x35	78.5

** Item subject to Co.Ge.Pir eco-contribution for sales made in Italy*

Collective rescue means with Ministerial approval

For the Merchant Navy and commercial vessels for passenger transport.
Made of plastic filled with polyurethane foam.
Fine quality finish, orange colour. Supplied without reflective tape.

OSCULATI



Code	Seats	Approval	⟷ cm	Optional reflective tape
22.700.03	8	M.M.M. 1/1991	90x90	**22.700.05**
22.700.04	12	M.M.M. 2/1991	105x105	**22.700.05**

22.700.05 *Package containing 2 meters of approved reflective tape 22.300.03. Since 1993, rescue vehicles 22.700.03; 22.700.04 must* **obligatorily** *be equipped with said tape*

Type-approved reflective tape. 2-m roll

Code **22.700.05**

Package containing 2 m of reflective tape 22.300.03. Since 1993, rescue vehicles 22.700.03; 22.700.04 must obligatorily be equipped with said tape.

Liferaft hydrostatic hook

Code **22.712.00**

In compliance with Solas regulations. It activates at a depth of 1.5 to 4 metres by releasing the liferaft from its housing and inflating it.

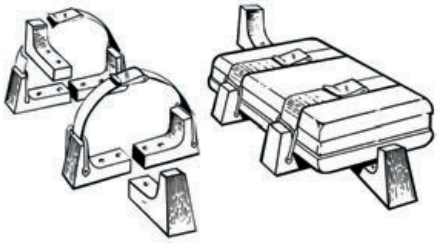

Mounting kit for liferafts in stiff case

Code **22.711.02**

Deck/bulkhead mounting. The kit includes brackets, heavy-duty polyester straps, **stainless steel** hooks and buckles for quick release. Universal model for our liferafts.

OSCULATI

Universal liferaft holder for fast launching

AISI 316

Universal model for all 4- to 12-seat pleasure rafts. Mounting by means of **precision-cast stainless steel clamps** (4 pcs). Raft fastening by means of a sturdy nylon-coated stainless steel strap + cam hook and padlock ring. Fast launching by opening the cam hook. Mirror-polished AISI 316 stainless steel frame.

Code	Fixing
22.700.00	**Horizontal** on the bulkhead, flat or on the pulpit
22.700.01	**Vertical** on the bulkhead or on the pulpit

22.700.00

4-pcs kit (22.700.00/01)

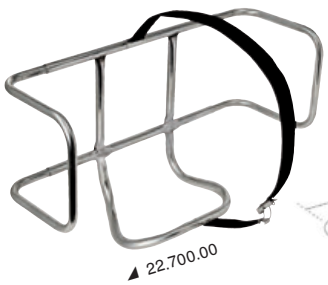

22.700.00

22.700.00/01

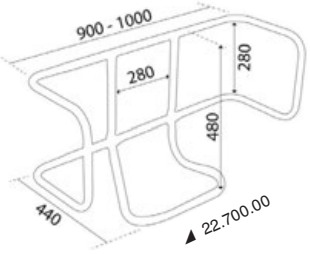

22.700.00

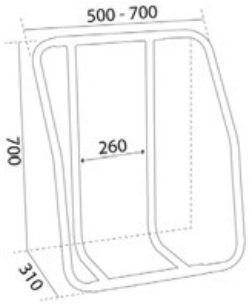

22.700.01

22.700.01



22.700.01

Douglas Marine

Liferaft holder kit

Code **22.711.03**

Liferaft holder kit including L brackets for on-deck or bulkhead installation. AISI316 stainless steel parts. Fitted with self-blocking quick release buckles and high-resistance seam polyester straps. Equipped with self-locking quick-release buckles and polyester straps with high-strength stitching.

PVC tender

OSCULATI

Rubber dinghy with cross slat bottom

Folding version with cross slats on the flat bottom. Once folded, it is the most compact available model for those having limited stowage space. It comes with oars, inflater, repair kit and carrying bag.

Code	Type	Length m	Width m	No. of people	Max power HP	Tubular Ø cm	Air chambers	Max load kg.	⟷ deflated cm	kg
22.620.18	185	1.85	1.31	1+1	2.5	36	2	200	96x56x32	12*
22.620.21	210	2.10	1.17	2	3.5	34	2	250	96x56x32	20*
22.620.24	240	2.40	1.52	3	6	42	3	450	111x64x32	25*

** Net weight of detachable accessories*



Dinghy with high-stiffness inflatable deck floor

This technology combines easy stowage to excellent seaworthiness. Fold after use like a rigid slat dinghy. Ideal in case of limited stowage space. It comes with oars, inflater, repair kit and carrying bag. At a length of 2.5 m, it is CE certified according to ISO 6185

Code	Type	Length m	Width m	No. of people	Max power HP	Tubular Ø cm	Air chambers	Max load kg.	⟷ deflated cm	kg
22.630.25	240	2.4	1.37	2	4	36	3+1	350	101x60x31	23*
22.630.28	270	2.7	1.5	3+1	10	42	3+1	484	111x61x35	33*
22.630.32	310	3.1	1.51	4+1	15	42	3+1	566	111x61x38	35*

** Net weight of detachable accessories*

V hull fiberglass dinghy

CE Excellent seaworthiness. This comfortable dinghy is ideal for leisure and fun in full safety. Good performance even at low gear. Made of Meheler® fabric. It comes with oars, inflater and repair kit. **At a length of 2.5 m, it is CE certified according to ISO 6185.**

Code	Type	Length m	Width m	No. of people	Max power HP	Tubular Ø cm	Air chambers	Max load kg.	⟷ deflated cm	kg
22.640.22	222	2.22	1.47	2	4	36	3	200	200x110x50	39**
22.640.25	250	2.5	1.6	2	5	43	3	450	230x110x50	45**
22.640.28	280	2.8	1.6	3	10	43	3	550	280x110x50	55**
22.640.31	310	3.1	1.6	3+1	15	43	3	600	300x110x50	70**
22.650.33*	330	3.3	2.3	5	20	42	3	600	320x110x50	65**

** Model with double bottom, flat floor.*
*** Net weight of detachable accessories*

V hull dinghy made of aluminium

ALUMINUM HULL

Dinghy made of Mehler®. Rugged yet lightweight construction. Good performance at low speed. Fitted with oars, inflater and repair kit.
Version A: regular bottom with inside or outside V-shaped hull.
Version B: double bottom. Flat walking surface and small storage locker on the bottom.
At a length of 2.5 m, it is CE certified according to ISO 6185

Code	Version	Length m	Width m	No. of people	Max power HP	Tubular Ø cm	Air chambers	Max load kg.	⟷ deflated cm	kg
22.660.29	A	2.90	1.49	3	7.5	42	3	450	280x110x50	44
22.670.32	B	3.20	1.56	4+1	15	42	3	500	300x110x50	64



Polyester dinghy lift system

High-quality, UV-resistant system for lifting any kind of dinghy. High-resistance anodized aluminium lift plate and buckles. AISI316 stainless steel quick release shackles. 400-kg max load. It adjusts to any dinghy. Patented and CE-approved.

Code	Suspended version	Useful lengths eye - eye
22.518.02	two arms, with shackles	min 30 cm - max 138 cm
22.518.04	three arms (2 stern, 1 bow), with 3 shackles	bow strap: min 30 cm - max 360 cm; stern straps: min 30 cm - max 260 cm
22.518.06	three arms, with 1 shackle (bow) and 2 straps for back tube	bow strap: min 30 cm - max 360 cm; stern straps: min 30 cm - max 260 cm (considering a tube of about 50-cm diametre)

Dinghy universal holder

MADE IN ITALY **AISI 316**

Made of AISI316 stainless steel with anti-slip rubber coated support.
Its special shape can house any kind of dinghy bottom, jet ski or keel. A single move is enough to adjust it without moving the bases installed. The bases are removable, the arm is available in the single and double version, and the holder can be flat or V-shaped to adapt to no matter what requirement.
The bases are removable, the arm is available in both single and double versions, and the support can be flat or V-shaped to perfectly suit any requirement.

Code	Base	Shoulder	Support	Capacity kg
22.507.02	removable	Single	V shaped	30
22.507.03	removable	double	flat	70
22.507.04	removable	double offset	flat	70

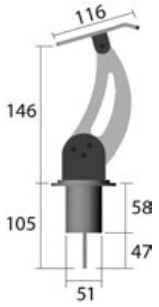



Seat bag

Comfortable and handy, it increases the seat comfort thanks to its soft padding. The shoulder bag can be removed by opening the two zips. The padding remains firmly in place on the seat by means of three practical belts.

Code	Bag dimensions cm	Cushion dimensions cm
22.600.01	48x27x20	75x20

Removable VersaChock tender supports

MADE IN USA **UNIVERSAL**

Easily removable supports for tenders, jet skis, or water motorcycles. To be fixed on swim platforms, fly bridges, or on deck.
4 low and beveled bases remain fixed on the vessel; the supports are easily removed to clear the deck.
Brackets and bases made of powder-coated aluminium. Supports in HDPE + rubber support profile.

Code	Version	Capacity kg	Max horizontal load kg	Note	⟷ supports LxPxH mm
22.504.01	Tender Chocks	560	230	-	225x150x25
22.504.02	Tender Chocks Heavy Duty	560	230	Saddles with double width for better weight distribution on the hull	225x150x50

Crane and mount for VersaChock tender

MADE IN USA **TILTING**

Thanks to its tilting movement, it facilitates the hauling of the tender.
Automatic locking system as soon as the tender reaches horizontal position.
Limit switch straps included (limit the angle of tilt). Can be combined with manual or electric winches.
Easily removable system. Mini tool always at hand and connected with a fall-protection lanyard.

Code	Version	Capacity kg	⟷ WxDxH mm
22.504.03	Dinghy Davits with wheel 3G	160	1194x77x175

Accessories for OSCULATI dinghies

Code	Description	For tender	⟷ mm
22.600.02	Push-push valve	**22.6xx.xx**	-
22.680.21	Seat	**22.620.21**	65x20
22.680.22	Seat	**22.620.xx; 22.630.xx; 22.640.xx; 22.660.xx; 22.670.xx**	85x20
22.680.24	Pair of oars	**22.620.18/21/22/24**	137
22.680.25	Pair of oars	**22.620.xx; 22.630.xx; 22.640.xx; 22.660.xx; 22.670.xx**	167.6

New VersaChock New Gen. removable dinghy supports.

MADE IN USA **UNIVERSAL**

The new generation of removable VersaChock supports is the perfect solution for storing dinghies, jet skis on stern platforms, flybridges, or decks.
It consists of 4 low and rounded-corner plates made of polished 316 stainless steel to be fixed on the boat.
The HDPE supports with a large rubber-coated resting surface are fixed to the plates by a threaded eyed pin.
Lightweight and compact supports easily removable and stowed when not in use.

Code	Version	Capacity kg	Max horizontal load kg	Note	⟷ supports LxPxH mm
22.504.04	Universal Dinghy Chocks	900	725	Fastening screws for stainless steel plates not included. Self-tapping screws **A4-7982-06.3x"L"** or **A2-7983-06.3x"L"** are recommended.	254x178x152

* *The length of the screw "L" must be defined based on the thickness of the plate to be drilled.*

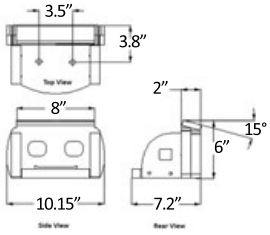

New Support plates with VersaChock rollers

SELF-ADJUSTING **MADE IN USA**

They facilitate the retrieval and stowage of tenders and jet skis on the stern platforms.
Equipped with 13 cm polyethylene rollers, self-adjusting, with a range of 0-24°, adapting to the shape of the hull; the 8 cm central wheel protects the keel.
The plates are easily removable when not in use.

Code	Version	⟷ WxDxH mm
22.504.05	VCROLLER25 2 wheels	635x176x173
22.504.06	VCROLLER25 4 wheels	635x277x173

◢ 22.504.05

◢ 22.504.06

Deck safety harness and safety line

Reg. (EU) 2016/425 - UNI EN ISO 12401:2009

Safety harnesses and tethers in compliance with the EU 2016/425 PPE Regulations

OSCULATI

EURO Lightline safety line

DPI REG. (UE) 2016/425 CE

Code	Number of carabiners	INOX Carabiner Type	Length m	CE approval
23.156.00	2	With safety lock	2	Reg. (EU) 2016/425 - UNI EN ISO 12401:2009
23.156.01	2	Fast and anti-tangle safety opening	2	Reg. (EU) 2016/425 - UNI EN ISO 12401:2009
23.156.02	2 + 1 central	Fast and anti-tangle safety opening	2	Reg. (EU) 2016/425 - UNI EN ISO 12401:2009

◢ 23.156.02

◢ 23.156.01

◢ 23.156.00


◢ 23.156.00

◢ 23.156.01

◢ 23.156.02

Elastic safety line Euro Spring Line II

DPI REG. (UE) 2016/425 CE

Fitted with carbine hooks.

Code	Number of carabiners	INOX Carabiner Type	length		CE approval
			min	max	
23.151.67	2	Anti-tangle safety opening	1 m	2 m	Reg. (EU) 2016/425 - UNI EN ISO 12401:2009

Safety lines Euro Spring Line III

DPI REG. (UE) 2016/425 CE

Fitted with carbine hooks.

Code	Number of carabiners	INOX Carabiner Type	length	CE approval
23.151.66	3	Anti-tangle safety opening	1 to 2 m in the elastic part + 1 m in the fixed part	Reg. (EU) 2016/425 - UNI EN ISO 12401:2009

Elastic safety lines Euro Spring Line

DPI REG. (UE) 2016/425 CE

Fitted with stainless steel safety hooks.

Code	Number of carabiners	INOX Carabiner Type	length		CE approval
			min	max	
23.151.68	2	Big opening	1 m	2 m	Reg. (EU) 2016/425 - UNI EN ISO 12401:2009

EURO Harness safety harness

DPI REG. (UE) 2016/425 CE

Made with **soft polyester straps** with quick coupling **stainless steel** buckle.

Code	Size	CE approval
23.155.01	Adults over 50 kg	Reg. (EU) 2016/425 - UNI EN ISO 12401:2009
23.155.02	Boys 20/50 kg	Reg. (EU) 2016/425 - UNI EN ISO 12401:2009
23.155.03	Children up to 20 kg	Reg. (EU) 2016/425 - UNI EN ISO 12401:2009

Mast climbing harness

Made of strong nylon/cordura tissue with semi-rigid padded back. Straps in high resistance soft polyester.

Code	Version
23.094.01	Basic model
23.094.02	Model equipped with straps for legs or shoulders. Traction is distributed on the whole body.

◢ 23.094.02

◢ 23.094.01

Safety harnesses and tethers hight-tech

Ultra-light safety belt

It can be put on quickly with no possibility of error since it can be worn upside down or left on right thus protecting the operators.

Code	Size	Reference legislation
23.154.01	Universal	EN1095 / ISO12401



Safety lines double lark's head knot elastic safety line

Aluminium/stainless steel anti-grip quick-opening snap hook. Unlike regular lark's head knots that become loose and bulky, the double lark's head knot remains compact and cannot slide on itself. The connection with the double wolf's mouth, unlike the normal wolf's mouths that can become loose and bulky, remains compact without the possibility of sliding on itself.

Code	Length m	Reference legislation
23.154.05	2	EN1095 / ISO 12401



Y-shaped umbilical cord

With quick release stainless steel snap hook and anti-grip quick-opening aluminium/stainless steel terminal snap hooks.
This tether has red snap hooks for the 1-m arm and black snap hooks for the 2-m arm so you'll immediately know the arm length.
The difference in colours on the lanyard allows one to quickly discern the arm's length.

Code	Length m	Reference legislation
23.154.09	2+1	EN1095 / ISO 12401

Jackstay (Lifeline)

SHOCK ABSORBER

Adjustable lifeline with energy absorber via the buckle sliding and the controlled stretching of the belt up to 8%.

Code	Length m	Reference legislation
23.154.11	8 to 15	EN795/C
23.154.12	15 to 29	EN795/C

Bosun's chairs

Bosun's chairs

Useful for working at the masthead. Made from **nylon cordura**, very heavy, fully padded with foam, provides a sense of security, while allowing free movement. Equipped with a side pocket for storage and a tool rack.

Code	Size
23.090.00	One size fits all

Bansigo Premium bosun's chair with padded rigid seat

Made of very sturdy nylon fabric with holding straps along its whole perimeter.
Large 50-mm thick padded seat (45 x 30 cm) for utmost comfort.
Fitted with 2 side pockets (26 x 23 cm) and breathable bag for storage.

Code	Size
23.093.00	One size fits all

DOUGLAS MARINE Bosun's chair with slip-off board

Made of **padded nylon** fabric with crush-proof **stainless steel** frame. **Slip-off polycarbonate** seating board, very light and resistant. Adjustable back-inclination with hook&loop fastener system and strap. Side hook&loop fastener pockets and carrying bag.

Code	Size
23.092.00	One size fits all

Watertight bags

Watertight bags

Made of polyester fabric coated with yellow PVC. **Items customizable upon request.**

Code	⟷ mm	Capacity l
23.765.01	250x500	8
23.765.02	300x600	13
23.765.03	400x700	25

Folder

WATERTIGHT object-holder made of clear PVC with special closure. Items customizable upon request.

Code	⟷ mm
23.764.01	127x178
23.764.02	178x254
23.764.03	267x343

AMPHIBIOUS watertight bags and backpacks

AMPHIBIOUS Mini Window watertight bag

Watertight bag ideal for small objects. Made of PVC and fitted with double transparent windows.

Code	Capacity l	Colour			cm	g
23.502.01	1	blue	5	3	19x10x7	79
23.502.02	1	Transparent Blue	5	3	19x10x7	79
23.502.03	1	Black	5	3	19x10x7	79

LEGEND: Class 5 = High waterproofing to allow floating. Max. waterproofing degree. Resistant to high water pressures. Suitable for demanding and professional uses, and for long exposures to water.

LEGEND: Class 3 = Product able to float for more than 24 hours.

AMPHIBIOUS Tube Light Evo watertight bag

Made of lightweight TPU and **fitted with valve** to eliminate excess air. Ideal for stowing or carrying dry clothes while taking little room. Carry handle (in 20l and 60l versions) and strap (all models).

Code	Capacity l	Colour			cm	g
23.516.02	5	Black	5	3	36x13	140
23.516.03	10	Black	5	3	38x18	175
23.516.22	10	grey	5	3	38x18	175
23.516.04	20	Black	5	3	50x25	300
23.516.05	40	Black	5	3	60x28	400
23.516.44	20	grey	5	3	50x25	300
23.516.55	40	grey	5	3	60x28	400
23.516.06	60	Black	5	3	80x30	450

· *LEGEND: Class 5 = High waterproofness allowing flotation. Maximum degree of water protection. Resistant to strong water pressures. Suitable for demanding, professional uses and very long water exposures.*

LEGEND: Class 4 = Product with the ability to always float.

Waterproof bag AMPHIBIOUS Tube

Classic robust and essential waterproof bag. Simple and versatile to ensure maximum flexibility. Closure system **Quick Proof**, handle for carrying in sturdy PVC and shoulder strap.

Code	Capacity l	Colour			cm	g
23.520.03	100	grey	5	3	105x36	980

LEGEND: Class 5 = High waterproofing to allow floating. Max. waterproofing degree. Resistant to high water pressures. Suitable for demanding and professional uses, and for long exposures to water.

LEGEND: Class 3 = Product able to float for more than 24 hours.

AMPHIBIOUS Compass waterproof shoulder bag

Equipped with protective cover, reflective band, carrying handle, external pocket with semi-dry zipper. Removable anti-shock pocket ideal for PC up to 15". Padded back and strap for utmost comfort. Waist strap for use during sports activities.

Code	Model	Capacity l	Colour			cm	g
23.519.01	Compass	17	blue	4	2	32x39x14	1000

LEGEND: Class 3 = Water resistant in case of rain and water jets.

LEGEND: Class 0 = No watertight closure, it doesn't float.

AMPHIBIOUS Koala Micron waterproof waistbag

Compact size, made of 500 D PVC. Quick Proof top or side zip fastener, reflecting stripes, padded lumbar belt with two pockets.

Code	Capacity l	Colour			cm	g
23.515.01	3	Black	5	3	14x23x10	405

LEGEND: Class 5 = High waterproofing to allow floating. Max. waterproofing degree. Resistant to high water pressures. Suitable for demanding and professional uses, and for long exposures to water.

LEGEND: Class 3 = Product able to float for more than 24 hours.

Waterproof compact backpack AMPHIBIOUS Atom II/Kikker

Quick proof fastener, back padded with breathable mesh fabric, removable lumbar rest, reflecting tapes, pockets with water-resistant zip fasteners, mesh pockets.

Code	Model	Capacity l	Colour			cm	g
23.518.01	Atom II	15	red	4	2	49x26x15	1000
23.518.02	Atom II	15	yellow	4	2	49x26x15	1000
23.518.03	Atom II	15	Black	4	2	49x26x15	1000
23.518.04	Kikker	20	yellow	5	3	56x32x13	770
23.518.05	Kikker	20	Black	5	3	56x32x13	770

LEGEND: Class 4 = High waterproofing to allow floating. This is AMPHIBIOUS first class to be really waterproof..

LEGEND: Class 2 = Product able to float for several hours.

23.518.10

23.518.04/05

23.518.01/02/03

AMPHIBIOUS Voyager II / Amarouk round section watertight bag

Round section watertight bag with ultra fix system to hook snap-hooks or other devices, refracting bands, net pocket, **watertight external pocket.**

Code	Model	Capacity l	Colour			cm	g
23.521.01	Voyager II	45	blue	5	3	57x30	1010
23.521.12	Voyager II	60	yellow	5	3	57x37	1350
23.521.13	Voyager II	60	Black	5	3	57x37	1350
23.522.01	Amarouk	35	Black	5	3	21x58x35	830

23.521.90 *OPTIONAL black padded shoulder straps*

· LEGEND: Class 5 = High waterproofness allowing flotation. Maximum degree of water protection. Resistant to strong water pressures. Suitable for demanding, professional uses and very long water exposures.

LEGEND: Class 4 = Product with the ability to always float.

23.521.90 OPTIONAL

23.521.01

23.522.01

AMPHIBIOUS Cargo watertight bag that turns into a backpack

Sturdy watertight bag with flat bottom. It turns into a large backpack by means of padded shoulder straps (optional). Quick Proof fastening, ultra fix system to hook snap-hooks or other devices.

Code	Capacity l	Colour			cm	g
23.523.01	100	Black	5	3	37x77x37	1650
23.523.03	100	grey	5	3	37x77x37	1650
23.523.02	160	Black	5	3	37x118x37	2100

23.523.90 *OPTIONAL black padded shoulder straps*

LEGEND: Class 5 = High waterproofing to allow floating. Max. waterproofing degree. Resistant to high water pressures. Suitable for demanding and professional uses, and for long exposures to water.

LEGEND: Class 3 = Product able to float for more than 24 hours.

23.523.90 OPTIONAL

23.523.03

23.523.01

AMPHIBIOUS Quota watertight backpack

Quick proof fastening (top or side), ultra fix system to hook snap-hooks or other devices, mesh pocket, removable shoulder strap. Fitted with two carry handles.

Code	Capacity l	Colour			cm	g
23.512.01	30	yellow	5	3	66x24	880
23.512.02	45	yellow	5	3	62x30	960

LEGEND: Class 5 = High waterproofing to allow floating. Max. waterproofing degree. Resistant to high water pressures. Suitable for demanding and professional uses, and for long exposures to water.

LEGEND: Class 3 = Product able to float for more than 24 hours.

AMPHIBIOUS X-Light backpack

Ultra-compact and lightweight backpack made of TPU UL polyurethane. **Highly watertight** Quick Proof closure system, ultra slim shoulder straps and water-resistant external pocket. It comes in a convenient bag for compact stowage.

Code	Capacity l	Colour			cm	g
23.510.01	10	Black / Grey	4	2	39x24	240

LEGEND: Class 4 = High waterproofing to allow floating. This is AMPHIBIOUS first class to be really waterproof..

LEGEND: Class 2 = Product able to float for several hours.

AMPHIBIOUS Frog Bag

Adjustable and removable shoulder bag, practical and sturdy, ideal for daily use.
Opening with protective flap and zipper, two external pockets (one with zipper **water resistant**) and two internal pockets.

Code	Capacity l	Colour		cm	g
23.500.30	2.6	yellow	3	24x18x6	250
23.500.31	2.6	Black	3	24x18x6	250

LEGEND: Class 3 = Water resistant in case of rain and water jets.

AMPHIBIOUS watertight cases

Watertight cases for mobile phones, i-Pod, i-Phone, GPS, VHF, cameras, etc. Watertight up to 6 m.
Compatible with touch screen technology.

Code	Description	cm	Colour		
23.500.01	Phone holder	13 x 8.5	White/Transparent	6	4
23.500.02	Phone holder	17.5 x 9	White/Transparent	6	4
23.500.03	VHF holder	37 x 11.5	White/Transparent	6	4
23.500.04	Folding Phone, GPS, PDA holder	21.5 x 10.5	Transparent	6	4
23.500.21	Universal holder, watertight up to 50 m	9 x 21	Transparent	7	4
23.500.22	Universal holder, watertight up to 50 m	19 x 21	Transparent	7	4
23.500.23	Universal holder, watertight	12 x 11	Transparent	6	4

KEYS: Class 6 = Watertight and submersible up to 6 metres deep. This is the first class AMPHIBIOUS refers to as really suitable for diving. Common applications include professional activities as well as all outdoor sports. The use of desiccant pouches is recommended to avoid condensate and damage to electronic devices.
KEYS: Class 7 = Watertight and submersible up to 50 metres deep. Maximum degree of watertightness suitable for professional and challenging activities such as Scuba diving, Caving, Canyoning, Rafting and Canoeing. The use of desiccant pouches is recommended to avoid condensate and damage to electronic devices.

LEGEND: Class 4 = Product with the ability to always float.

◢ 23.500.23

◢ 23.500.22

◢ 23.500.21

◢ 23.500.04

◢ 23.500.03

◢ 23.500.01/02

SCANSTRUT accessories for tablets and mobile phones

SCANSTRUT

SCANSTRUT ROKK Mini universal clamp for electronic devices

Compact and multi-adjustable mounting system for smart phones, tablets, fish finders, digital video cameras, VHF and GPS. The body matches different top plates and clamps for multi-position mount. Designed for marine applications.

Code	Description	Match to
23.404.00	Adjustable body to be fastened on a top plate and clamp	Choice of top plates and clamps
23.404.03	Top plate for flat mounting	23.404.00 + choice of clamps
23.404.04	Adhesive top plate for flat mounting	23.404.00 + choice of clamps
23.404.05	Top plate for mounting on 19- to 34-mm Ø rails	23.404.00 + choice of clamps
23.404.06	Suction cup top plate	23.404.00 + choice of clamps
23.404.10	Adjustable arm clamp for smartphones, GPS systems 45 to 95-mm devices	23.404.00 + choice of top plates
23.404.11	Adjustable arm clamp for tablets and 125- to 220-mm devices	23.404.00 + choice of top plates

23.404.00

23.404.03

23.404.04


23.404.05

23.404.10

23.404.06

23.404.11

23.404.00+23.404.04+23.404.11

“Ape's fist” line-throwing gun

Line-throwing gun “AN APE'S FIST”

Made of blue braided nylon around a lead core.
Line diameter: 8 mm.

Code	Material	Colour	g
23.130.00	Nylon	blue	300

Leather line-throwing gun

Black leather sewn around a core of lead shots. Nickel-plated brass eyelet.

Code	Material	Colour	g
23.130.01	Leather	Black	400

Wind scoops

Wind scoop for hatches

Made of **Dacron Spy** fabric; it inflates and the air flows with minimum amount of breeze; stiffened with a slat, stowed in a zip bag.

Code	For hatches in cm	Measurements when rolled cm	Height cm
23.131.01	40	45x6x3	110
23.131.02	50	55x6x3	125

Wind scoop, universal model

For perfect ventilation; **universal** model, suitable for sail and motor boats, adaptable; made of 100% **colored nylon**. Can be easily disassembled, includes case.

Code	Version	Height cm
23.132.00	Universal	185

COLUMBUS pockets

Columbus

COLUMBUS line/object pouch

Mesh bottom for water draining. Mesh front pocket for small objects. Mounting with 4 suction cups (**included**) or with 4 SS eyelets. Made of 1680 cordura.

Code	⟷ mm
23.202.02	310x370x90

COLUMBUS object pouch

Mounting to the pulpit or to the stays by means of its flap with a hook&loop fastener or of its straps and buckle (included). Mesh bottom for water draining. Made of 1680 cordura.

Code	⟷ mm
23.202.06	370x370x100

COLUMBUS cup holding pouch with handle

Mesh bottom for water draining. Mounting with 4 suction cups (**included**) or with 4 SS eyelets. Made of 1680 cordura.

Code	⟷ mm	Seats	Colour
23.202.05	170X150	1	Blue/Grey

Cup holder/Can holder COLUMBUS

23.202.04



23.202.14

Mesh bottom for water draining. Fastening with 4 **suction cups (included)** or with 4 eyelets. Made of 1680 cordura.

Code	⟷ mm	Seats	Colour
23.202.04	140x210	2	Blue/Grey
23.202.14	180x360	4	- Blue/Blue/Grey Wire

COLUMBUS winch handle pouch

23.202.03

23.202.13

Mesh bottom for water draining. Fastening with 4 suction cups included or with 4 eyelets. Made of 1680 cordura.

Code	⟷ mm	Colour
23.202.03	150x280	Blue/Grey
23.202.13	150x280	- Blue/Blue/Red thread

COLUMBUS line holding belt

Fastening to the pulpit or railing with hook&loop fasteners. Made of 1680 cordura.

Code	⟷ mm
23.203.02	280x80

23.205.01

23.205.02

COLUMBUS protection for stay terminals with turnbuckles

Made of 1680 cordura.

Code	⟷ mm	Colour
23.205.01	370	blue
23.205.02	550	blue

COLUMBUS stay cover

600 DEN UV-resistant fabric, soft foam lining. Double hook&look fastener: one inside to wrap the stay, and one outside to fasten the cover. Made of 1680 cordura.

Code	⟷ mm	Colour
23.307.01	Ø64x600	blue
23.307.02	Ø64x1000	blue

COLUMBUS chafe guard

For lines up to 20 mm. Fixing with elastic + hook&loop fastener. Made of 1680 cordura.

Code	⟷ mm
23.203.03	400x150

COLUMBUS rope bags

For rope stowage. Mould-proof, resistant to sea water, pull ropes along the border to close the bag.

Code	⟷ mm
23.203.04	300x220x350
23.203.05	200x350

◢ 23.203.04

◢ 23.203.05

Carpets

Doormat

Doormate made of hand-braided nylon rope

blue	⟷ cm
23.907.22	47x23
23.907.21	60x32
23.907.20	72x37

Format antiskid rectangular doormat, 40x68 cm

In **expanded polyurethane** closed cells with soft coloured velour layer. Weather-resistant.

Code	Theme	⟷ cm
23.909.00	Compass rose	40x68
23.909.01	Gran Pavese	40x68
23.909.02	Lighthouse	40x68
23.909.03	Dolphins	40x68
23.909.04	Wind	40x68



◢ 23.909.04

◢ 23.909.00



◢ 23.909.01

◢ 23.909.03

◢ 23.909.02

Format antiskid semi-circular doormat, 40x68 cm

In **expanded polyurethane** closed cells with soft coloured velour layer. Weather-resistant.

Code	Theme	⟷ cm
23.909.05	Anchor	40x68
23.909.06	Pirate	40x68
23.909.08	Marlin	40x68

◢ 23.909.08

◢ 23.909.06

◢ 23.909.05

Format antiskid rectangular doormat, 50x80 cm

Made of closed cell **expanded polyurethane** + soft velure colored layer. Weather-resistant.

Code	Theme	⟷ cm
23.910.00	Compass rose	50x80
23.910.07	Flags	50x80

◢ 23.910.07

◢ 23.910.00

Helly Hansen

HH Gale Rain

Gale sets the new standard in professional rainwear. Completely free of phthalates and environmentally friendly, it keeps you dry in any weather condition. Made from PU 100% Polyester knit 240g/m².
Jacket: YKK® front zipper with double protection, Napoleon pocket with zip and headphone port, adjustable and foldable hood with drawstring, neoprene cuffs, internal pocket, EN 343:2003 + A1:2007 3.1 , AATCC 127 .
Trousers: elastic suspenders, adjustable waist via buttons, internal pocket with YKK® zipper, EN 343:2003 + A1:2007 3,1 .

Size	Jacket	BIB trousers	Colour
S	**24.502.01**	**24.503.01**	Navy blue
M	**24.502.02**	**24.503.02**	Navy blue
L	**24.502.03**	**24.503.03**	Navy blue
XL	**24.502.04**	**24.503.04**	Navy blue
XXL	**24.502.05**	**24.503.05**	Navy blue
XXXL	**24.502.06**	**24.503.06**	Navy blue

◀ 24.503.01/02/03/04/05/06

◀ 24.502.01/02/03/04/05/06

◀ 24.502.0x

HH Chelsea Evo Hooded softshell

The Chelsea Evolution combines the lightness and durability of a triple layer of Helly Tech® Performance with ventilation zippers, attractive design, and exceptional comfort. Made from Helly Tech® Performance, Cordura® reinforcements on the shoulders, YKK® zippers, waterproof, windstopper, and breathable, adjustable hood, EN343 3,3.

Size	Code	Colour
S	**24.509.11**	Navy blue
M	**24.509.12**	Navy blue
L	**24.509.13**	Navy blue
XL	**24.509.14**	Navy blue
XXL	**24.509.15**	Navy blue

HH Lifa Merino Beanie

Lifa® Stay Warm Technology. 57% Merino 43% Polypropylene 215g/m².

Code	Colour
24.518.00	Black

Waterproofs and boots

Skipper Pro Boots

Technical characteristics:
- Quality finish with reinforcement on neck and heel
- Soft rubber latex
- Blade alveolar anti-slip sole
- Anatomical insole

Code	Measu-rements	Colour	Height cm
24.995.37	37	Black	35
24.995.38	38	Black	35
24.995.39	39	Black	35
24.995.40	40	Black	35
24.995.41	41	Black	35

Code	Measu-rements	Colour	Height cm
24.995.42	42	Black	35
24.995.43	43	Black	35
24.995.44	44	Black	35
24.995.45	45	Black	35
24.995.46	46	Black	35

OSCULATI

Gloves

Sailing gloves

Made of **elastic neoprene and seawater resistant synthetic leather** "AMARA" and elastic fabric. Hook&loop fastener at the wrists; reinforced palm and fingers; available in 2 different finger length versions.

3 full fingers + thumb and index hub	Hub finger	Size
24.396.00	**24.395.00**	S
24.396.01	**24.395.01**	M
24.396.02	**24.395.02**	L
24.396.03	**24.395.03**	XL

OSCULATI

◢ 24.396.00/01/02/03

◢ 24.395.00/01/02/03

◢ 24.396.00/01/02/03

◢ 24.395.00/01/02/03

Sailing gloves - short finger

With reinforced treated **leather** palm, color beige, **blue nylon** elastic back, heavy thickness. Hook&loop fastener at the wrists, especially suitable for **surfing** and **water skiing**.

Code	Size
24.101.70S	S
24.101.70M	M
24.101.70L	L
24.101.70XL	XL

OSCULATI

Sailing gloves, total protection

Also suitable for the winter season; made of 3 mm **neoprene** elastic fabric, reinforced palm with synthetic "Amara" leather.

Code	Size
24.394.01	S
24.394.02	M
24.394.03	L
24.394.04	XL

OSCULATI

Guard rail wire covers

Stay cover

Made of closed cell **polyurethane foam** covered with "cordura" **polyester** fabric. Very smart system that fits to the stays avoiding disassembling, perfect fit **without** clearance. Universal size for stays of any diameter. **It also covers the turnbuckle**.

Code	Length cm	Colour
24.306.00	100	white
24.306.03	150	white
24.306.02	100	grey
24.306.01	100	Royal blu
24.306.04	150	Royal blu
24.306.05	150	grey

◢ 24.306.00/03

◢ 24.306.01/04

◢ 24.306.02/05

Back-cushion

For fitting onto stays, made of **white polythene**; universal size, can be mounted or un-mounted in a matter of seconds.

Code	For cables mm	⟷ mm
24.292.00	6/8/10	380x120

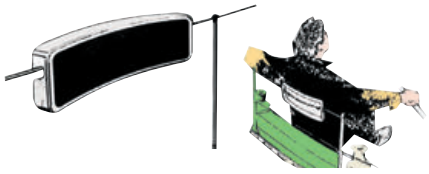

Cushions

24.430.23

24.430.11/21/31

Cushions made of water-proof cotton

Filled with Kapock silicon.

Type of pillow	blue	Claret	Blu/white stripes	⟷ mm
simple	**24.430.11**	**24.430.13**	**24.430.14**	430x350
With backrest	**24.430.21**	**24.430.23**	**24.430.24**	430x750
Roller	**24.430.31**	-	**24.430.34**	Ø 190x440

24.430.14/24/34

24.430.13

COMFORTseat

24.800.01

24.801.01

Comfort Seat, stay-up cushion and chair

Comfort Seat combines comfort and quality in a product with innovative design, the cushion can be used on any surface without slipping away. Made of coated polyurethane foam, it contains an adjustable zipper in 40 positions…in each position it will provide excellent back support without tipping.
Technical specification: it floats if it falls overboard; equipped with carrying handle; no rough or sharp parts; UV resistant.

blue	White/Blue	grey	Model	⟷ mm
24.800.01	**24.801.01**	-	Classic	100x49x8
-	-	**24.802.01**	compact	92x48x8

24.802.01

BEDFLEX pillows

BEDFLEX®

Cushion for guardrails

Cushion for guardrails (both tube and stainless steel cable). Made of soft foam coated with UV-resistant faux leather.

Code	Colour	⟷ mm
24.420.01	white	550x150

Universal backrest

Mounting with suction caps or clips (included). Made of soft foam coated with UV-resistant faux leather.

Code	Colour	⟷ mm
24.420.03	white	550x200

Cushion with universal seat

Mounting with suction caps or clips (included). Made of soft foam coated with UV-resistant faux leather.

Code	Colour	⟷ mm
24.420.05	white	550x380

24.420.01

24.420.03

25

FINDER by OSCULATI — **25.17x.xx**

Precision Navigation, Even at High Speed

ABS body | 5° intervals | 30° max slope

FINDER 2" (50 mm) and 2" 5/8 (67 mm) compasses

Finder 2" and 2" 5/8 compasses

OSCULATI

ABS body, equipped with **lighting, compensators** and red lubber's line. Also suitable for high speed. Card graduated in 5° intervals. Cardan with 30° max slope.

Code	Rose colour	Ø apparent rose mm	Body colour	Version	Light	LED Lighting 12V	Compensators	Maximum tilt
25.170.01	black	50 (2")	black	with bracket	Yes	Yes	Yes	15°
25.170.02	blue	50 (2")	white	with bracket	Yes	Yes	Yes	15°
25.171.01	black	67 (2" 5/8)	black	with bracket	Yes	Yes	Yes	30°
25.171.02	blue	67 (2" 5/8)	white	with bracket	Yes	Yes	Yes	30°
25.172.01	black	67 (2" 5/8)	black	flat	Yes	Yes	no	30°
25.172.02	blue	67 (2" 5/8)	white	flat	Yes	Yes	no	30°

25.170.01

25.170.02

25.171.01

25.171.02

25.172.01

25.172.02

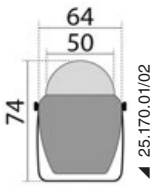

25.170.01/02

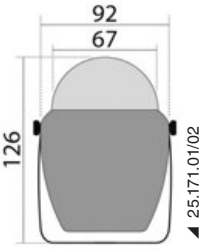

25.171.01/02

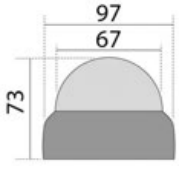

25.172.01/02

25.170.01/02

25.171.01/02

25.172.01/02

RIVIERA 2" (76 mm) compasses

Riviera GENOVA

RIVIERA Comet 2" compass

Anti-glare shield, needle pivot, frontal reading 5° rose.

Fixing		Colour	Ø max mm	Height mm	Reading
with bracket on surface or wall	flat				
25.006.03	**25.006.01**	grey	80	50	Front
25.006.04	**25.006.02**	Black	80	50	Front

25.006.01

25.006.02

25.006.03

25.006.04

25.006.04

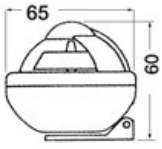

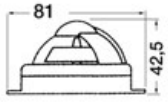

RIVIERA Aries 2" 1/2 compass

Non recess fit model with **bayonet fixing base**.

Code	Base Ø mm	Height mm	Rose colour	Body colour
25.025.28	100	60	white	White + white
25.025.29	100	60	Black	Black + black
25.025.30	100	60	Black	White + black
25.025.31	100	60	Black	White + blue
25.025.40	100	60	Black	White + white

25.025.30

25.025.31

25.025.40

25.025.29

25.025.28

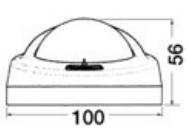

RIVIERA 2" 1/2 (65 mm) compasses

RIVIERA Stella 2" 1/2 compass

Needle pivot, anti-glare shield, fitted with air trap device; 5° rose.

Code	Version	Rose colour	Body colour
25.025.00	with cover	Black	Black
25.025.05	with cover	white	white
25.025.10	with cover	blue	grey
25.025.20	with bracket	Black	Black
25.025.22	with bracket	blue	grey
25.025.25	with bracket	white	white

◢ 25.025.00

◢ 25.025.10

◢ 25.025.05

◢ 25.025.20

◢ 25.025.22

◢ 25.025.25

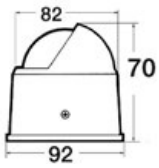

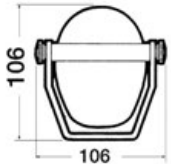

RIVIERA Artica 2" 3/4 (72 mm) compasses

Type-approved by Ministerial Order 388 dated0 29/9/99, recommended for boats up to 6.5 metres; semi-gimbals up to 35°, lighting, built-in compass corrector, black rose with 5° scale, fitted with antiglare protection cover. Also available for the southern hemisphere.

RIVIERA Artica 2" 3/4 compass

Internal semi-gimbals. Built-in compensation, anti-glare screen and night lighting. Card with 5 ° white graduation.

Model			Rose colour	Body colour	Lighting 12V
Flush mount (BA1)	with binnacle (BA3)	Bracket mount (BA2)			
25.005.11	**25.005.13**	**25.005.12**	blue	grey	Yes
25.005.01	**25.005.03**	**25.005.02**	Black	Black	Yes

◢ 25.005.02

◢ 25.005.12

◢ 25.005.03

◢ 25.005.13

◢ 25.005.01

◢ 25.005.11

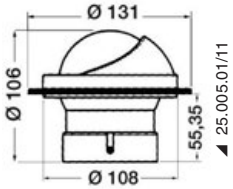

◢ 25.005.01/11

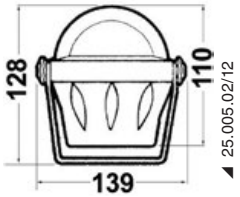

◢ 25.005.02/12

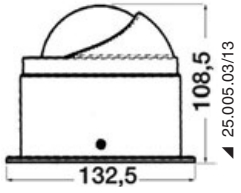

◢ 25.005.03/13

Recessed compasses RIVIERA Artica Slim 2" 3/4

The Artica SLIM compasses are characterized by more compact housing dimensions compared to their "sisters".

Flat rose	Front rose	Rose colour	Body colour	Lighting
25.005.21	**25.005.31**	black	black	12 V
25.005.23	**25.005.33**	black	white	12 V

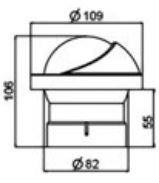

◢ 25.005.23

◢ 25.005.31

3" (80 mm) RIVIERA compasses

Type approved under Ministerial Order 388 of 29/9/99; recommended for boats up to 8 metres; gimbals, built-in compass corrector, lighting, rose with 5° scale. Also available for the southern hemisphere.

RIVIERA Zenit 3" compass fitted with binnacle

Front rose	LED Lighting 12V	Flat rose	Lighting 12V	Version	Rose colour	Body colour
25.015.04	Yes	**-**	-	High speed	blue	white
25.015.02	Yes	**25.017.00**	Yes	High speed	Black	Black
-	-	**25.016.00**	Yes	normal	Black	Black

◢ 25.016.00/017.00

◢ 25.015.02

◢ 25.015.04

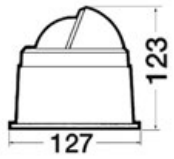

RIVIERA Zenit 3" compass with bracket

Front rose	LED Lighting 12V	Flat rose	Lighting 12V	Version	Rose colour	Body colour
25.015.08	Yes	**25.008.20**	Yes	High speed	blue	white
-	-	**25.008.10**	Yes	High speed	blue	grey
25.015.06	Yes	**25.008.00**	Yes	High speed	Black	Black
25.015.05	Yes	**25.007.00**	Yes	normal	Black	Black

◢ 25.008.10

◢ 25.015.08

◢ 25.008.20

◢ 25.015.05/06

◢ 25.007.00/008.00

RIVIERA Zenit 3" recess fit compass

Front rose	LED Lighting 12V	Flat rose	Lighting 12V	Version	Rose colour	Body colour
25.015.20	Yes	**25.014.20**	Yes	High speed	blue	white
-	-	**25.014.10**	Yes	High speed	blue	grey
25.015.10	Yes	**25.014.00**	Yes	High speed	Black	Black
-	-	**25.013.00**	Yes	normal	Black	Black

◢ 25.014.20

◢ 25.014.10

◢ 25.015.20

◢ 25.013.00/014.00

◢ 25.015.10

RIVIERA Zenith SLIM 3” recessed compasses

The Zenith SLIM compasses are characterized by more compact housing dimensions compared to their "sisters".

Flat rose	Front rose	Rose colour	Body colour	Lighting
25.015.30	25.014.30	black	black	12 V

RIVIERA Zenit 3" recess fit compass with telescopic anti-glare screen

Suitable for high-speed boats.

Flat rose	Front rose	Lighting 12V	Version	Rose colour	Body colour
25.014.25	25.014.19	Yes	Low speed and high speed (over 25 knots)	Black	Black
25.014.26	-	Yes	Low speed and high speed (over 25 knots)	blue	grey
25.014.27	25.014.21	Yes	Low speed and high speed (over 25 knots)	blue	white

◢ 25.014.27

◢ 25.014.26

◢ 25.014.26

◢ 25.014.25

◢ 25.014.19/21

◢ 25.014.25/26/27

◢ 25.014.21

◢ 25.014.19

RIVIERA 3" regatta compass

4-colour flat rose, 5° scale. Internal cardan.

Code	Rose colour	Body colour
25.030.50	4 colors	Black
25.030.51	4 colors	white

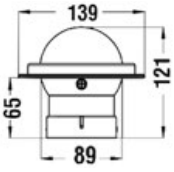

◢ 25.030.50



◢ 25.030.51

ARTICA series 3" compact compass for high-speed boats

Internal semi-gimbals. Front 5° scale. Night LED lighting.

Built-in	with bracket	LED lighting 12V	Rose colour	Body colour
25.014.90	25.014.96	Yes	Black	Black
25.014.91	25.014.97	Yes	blue	white

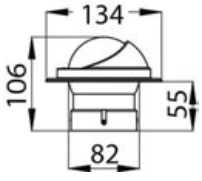

◢ 25.014.90

◢ 25.014.91

◢ 25.014.96

◢ 25.014.97

RIVIERA 4" (100 mm) compasses

Type approved under Ministerial Order 388 of 29/9/99; recommended for boats up to 10.5 metres; internal gimbals, lighting, 5° graduation. Also available for the southern hemisphere.

25.021.00 / 25.022.00

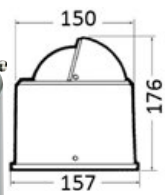

25.021.00/01-022.00

25.023.00

25.023.00

25.021.01

RIVIERA 4" compass with binnacle

Code	Version	Lighting 12V
25.021.00	normal	Yes
25.022.00	High speed, over 25 knots	Yes
25.021.01*	For Merchant Marine and Fishing Vessels (2° in 2°).	Yes
25.023.00	For sail boat bollards with low sun hoods	Yes

25.027.00/01; 25.028.00

25.024.00

RIVIERA 4" recess fit compass

Code	Version	Lighting 12V
25.027.00	normal	Yes
25.028.00	High speed, over 25 knots	Yes
25.027.01**	For Mercantile Marine and fishing boats *	Yes
25.024.00	For sail boat bollards or panel boards with sun hood. Lubber line for top to bottom reading	Yes

** With test certificate* **RINA for each individual compass**
*** Available only upon request*

RIVIERA 4" compass with binnacle + telescopic envelope cover

Code	Version	Body colour	Rose colour	Lighting 12V
25.022.10	High speed (exceeding 25 knots)	Black	Black	Yes
25.022.13	High speed (exceeding 25 knots)	white	blue	Yes

25.022.10

25.022.13

25.022.13

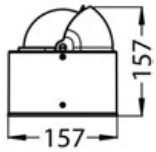

RIVIERA 4" recess fit compass + telescopic enveloping opening

Flat rose	Front rose	LED Lighting 12V	Version	Body colour	Rose colour
25.028.10	25.028.17	Yes	Low speed and high speed (exceeding 25 knots)	Black	Black
25.028.13	25.028.19	Yes	Low speed and high speed (exceeding 25 knots)	white	Black
25.028.15	25.028.21	Yes	Low speed and high speed (exceeding 25 knots)	white	blue

25.028.10

25.028.10

25.028.13

25.028.19

25.028.17

25.028.15

25.028.21

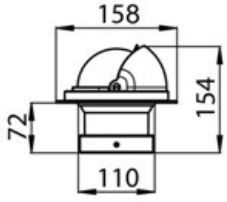

RIVIERA 3" and 4" Polare wall compass

Internal cardan, inclinometer, 12/24V lighting, 5° scale. Rear shield and cover included.

Code	Inch	Apparent Ø mm	Body	Dial	Inclinometer	Light 12V *	LED Lighting 12V
25.019.18	3"	80	Black	Black	Yes	Yes	Yes
25.019.17	3"	80	Black	Red	Yes	Yes	Yes
25.019.16	3"	80	White	Red	Yes	Yes	Yes
25.019.15	3"	80	White	Blue	Yes	Yes	Yes
25.020.18	4"	100	Black	Black	Yes	Yes	Yes
25.020.17	4"	100	Black	Red	Yes	Yes	Yes
25.020.16	4"	100	White	Red	Yes	Yes	Yes
25.020.15	4"	100	White	Blue	Yes	Yes	Yes

25.020.20 *Replacement cover for 3" compass.*

25.020.19 *Spare cover*

* *Available in 24 V*

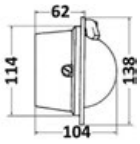

◢ 25.019.15/16/17/18

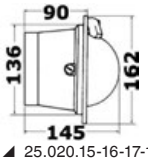

◢ 25.020.15-16-17-18

25.020.19 ◢

◢ 25.020.15; 25.019.15

◢ 25.020.16; 25.019.16

◢ 25.020.17; 25.019.17

◢ 25.020.18; 25.019.18

RIVIERA Astra 4" compass for ceiling mounting

Ideal to optimize space on the bridge, which is increasingly cluttered with monitors, controls and electronic instruments. The aim is to exploit unused surfaces such as the ceiling overlooking the bridge area.

Code	Version	Body	Dial	Lighting 12V*
25.040.00	normal	Black	Black	Yes
25.040.01	High speed, over 25 knots	Black	Black	Yes
25.040.02	normal	White	Black	Yes

* *24V version available on demand*

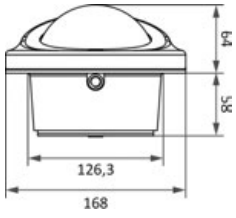

◢ 25.040.00/01

◢ 25.040.02

5" (130 mm) Riviera Compasses

Type approved under Ministerial Order 388 of 29/9/99; recommended for boats up to 14 metres; internal gimbals, compass corrector and lighting. Also available for the southern hemisphere.

RIVIERA 5" compass with binnacle

Code	Version	Lighting 24V	Graduation	Initials
25.009.00	Removable rose	Yes	5°	BW2
25.009.01**	Removable rose, for Mercantile Marine and fishing boats*	Yes	2°	-
25.010.00	High speed, over 25 knots	Yes	5°	BW2/AV
25.030.00	For sail boat bollards with low sun hoods	Yes	5°	BW4

* *With test certificate* **RINA for each individual compass**

** *On order*

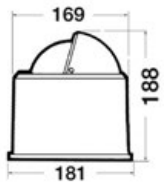

◢ 25.009.00

25.009.00/01;25.010.00 ◢

◢ 25.030.00

25.030.00 ◢

RIVIERA 5" recess fit compass

Code	Version	Lighting 24V	Graduation	Initials
25.011.00	normal	Yes	5°	BW1
25.011.01*	For Merchant Marine and fishing vessels	Yes	2°	-
25.012.00	High speed, over 25 knots	Yes	5°	BW1/AV
25.029.00	For sail boat bollards or panels with low sun hood	Yes	5°	BW3

** With test certificate* **RINA for each individual compass**

◢ 25.011.00

◢ 25.011.00/01

◢ 25.011.01

◢ 25.012.00

◢ 25.012.00

◢ 25.029.00

◢ 25.029.00

6" (150 mm) Riviera compasses

Type approved under Ministerial Order 388 of 29/9/99; recommended for boats over 14 metres; internal gimbals, lighting, compass corrector. Also available for the southern hemisphere.

RIVIERA 6" recess fit compass

Code	Version	Lighting 24V*	Dial	Graduation	Initials
25.001.10	High speed	Yes	Flat	5°	B6/W3
25.002.00	For sail boats	Yes	Flat	5°	B6/W3

**On request 12 V*

RIVIERA 6" compass with binnacle

Code	Version	Lighting 24V*	Dial	Graduation	Body	Initials
25.003.10	High speed	Yes	Flat	5°	■ Black	B6/W4
25.004.00	For sail boats	Yes	Flat	5°	■ Black	B6/W4
25.004.02	For sail boats	Yes	Flat	5°	□ white	B6/W5

** Available on request at 12 V*

◢ 25.003.10; 25.004.00

◢ 25.004.02

RITCHIE ® Navigation compasses

RITCHIE Explorer 2'' 3/4 (70 mm) compasses with compensators and night lighting

Version			LED Lighting 12V	Body	Dial
recess	external	with bracket			
25.081.01	25.081.11	25.081.21	Yes	Black	Black
25.081.02	25.081.12	25.081.22	Yes	white	white
-	25.081.13	25.081.23	Yes	grey	blue

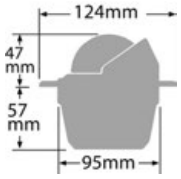

25.081.01/02

25.081.01

25.081.02

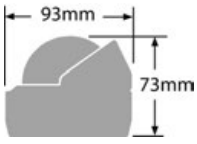

25.081.11/12/13

25.081.11

25.081.12

25.081.13

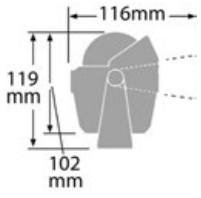

25.081.21/22/23

25.081.21

25.081.22

25.081.23

RITCHIE Voyager 3'' (76 mm) compasses with compensators and night lighting

Front and top combi dial.

Version		LED Lighting 12V	Body	Dial
recess	external			
25.082.01	25.082.11	Yes	Black	Black
25.082.02	25.082.12	Yes	white	white

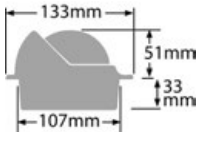

25.082.01/02

25.082.01

25.082.02

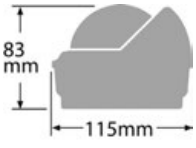

25.082.11/12

25.082.11

25.082.12

RITCHIE Wheelmark 3'' (76 mm) compasses

Also type-tested for working boats.

Version		LED Lighting 12V	Body	Dial
recess	external			
25.082.31	25.082.41	Yes	Black	Black

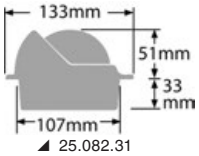

25.082.31

25.082.31

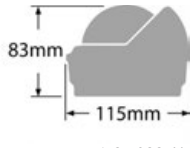

25.082.41

25.082.41

RITCHIE Helmsman 3'' 3/4 (94 mm) compasses with compensators and night lighting

Version	Version	Lighting V	Body	Dial
Flush mounting rose	Combined reading light, front and recessed top			
25.083.01	**25.083.31**	12	■ Black	■ Black
25.083.02	**25.083.32**	12	□ white	□ white
25.083.04	-	24	■ Black	■ Black

◢ 25.083.01/04

◢ 25.083.02

◢ 25.083.31

◢ 25.083.32

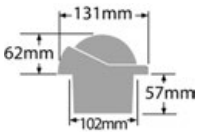

◢ 25.083.01/02/04/31/32

RITCHIE Navigator 4'' 1/2 (114 mm) compasses with compensators and night lighting

Version		Version	LED Lighting 12V	Body	Dial
Flush mounting rose	flat pink Chiesuola	Combined reading light, front and recessed top			
25.084.01	**25.084.11**	**25.084.31**	Yes	■ Black	■ Black
25.084.02	-	**25.084.32**	Yes	□ white	□ white

◢ 25.084.01

◢ 25.084.02

◢ 25.084.31

◢ 25.084.32

◢ 25.084.11

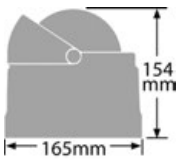

◢ 25.084.11

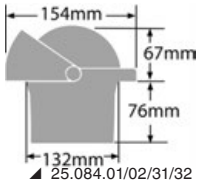

◢ 25.084.01/02/31/32

RITCHIE Wheelmark 4'' 1/2 (114 mm) compasses

Also type-tested for working boats.

Version		LED Lighting 12V	Body	Dial
recess	small church			
25.084.41	**25.084.51**	Yes	■ Black	■ Black

◢ 25.084.41

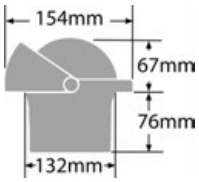

◢ 25.084.41

◢ 25.084.51

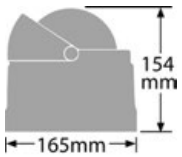

◢ 25.084.51

RITCHIE Globemaster 5'' (127 mm) compasses with compensators and night lighting

Card with 5 ° white graduation. Night LED lighting.

Version		LED Lighting 12V	Body	Dial
recess	small church			
25.085.01	**25.085.11**	Yes	Black	Black

◢ 25.085.01

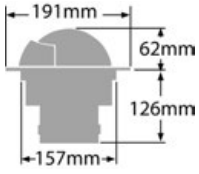

◢ 25.085.01

◢ 25.085.11

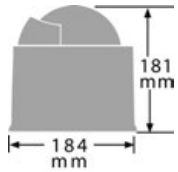

◢ 25.085.11

RITCHIE Supersport compasses

For offshore racing boats.

Black body, rose dial	White body, rose dial	LED Lighting 12V	Model	Size
25.087.01	**25.087.11**	Yes	Supersport SS-1002	3'' 3/4 (94 mm)
25.087.02	**25.087.12**	Yes	Supersport SS-2000	4'' 1/2 (114 mm)
25.087.03	**25.087.13**	Yes	Supersport SS-5000	5'' (127 mm)

◢ 25.087.01

◢ 25.087.11

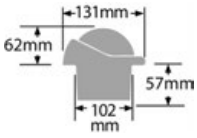

◢ 25.087.01/11

◢ 25.087.02

◢ 25.087.12

◢ 25.087.03

◢ 25.087.13

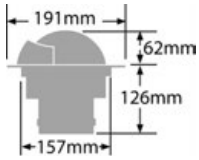

◢ 25.087.03/13

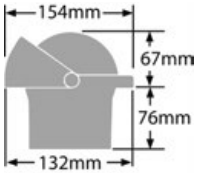

◢ 25.087.02/12

RITCHIE Venturi Sail / Navigator Sail compasses

Bulkhead mount version for sailboats.

Code	Model	LED lighting	Body	Dial	Compensators	Light	Cover	
							front	rear
25.088.01	Venturi 3'' 3/4 (94 mm)	12/24V	Black	blue	no	Yes	**Included**	-
25.088.02	Navigator 4'' 1/2 (114 mm)	12V	Black	red	Yes	Yes	**25.088.41**	**25.088.31**

◢ 25.088.31

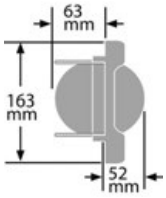

◢ 25.088.01

◢ 25.088.01

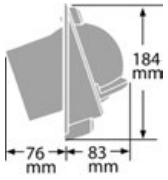

◢ 25.088.02

◢ 25.088.02

Portable compasses

RIVIERA compass with soft casing

Impact resistant; fitted with neck strap; ideal for surfing, for small boats or as emergency compasses and as bearing compasses as they have a front and double upper reading; 5° to 5° rose graduation, pin suspension, **floating**. Models:
-"MIZAR": with fixed ring
-"ORION": with external turning ring

Model		Colour	Ø apparent pink
MIZAR	ORION		
25.066.04	25.066.08	blue	1"7/8
25.066.02	25.066.06	yellow	1"7/8
25.066.01	-	grey	1"7/8
25.066.03	-	red	1"7/8

◢ 25.066.04

◢ 25.066.08

◢ 25.066.02

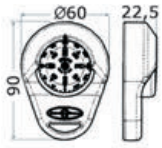

◢ Mizar model

◢ 25.066.06

◢ 25.066.01

◢ 25.066.03

◢ Orion model

Bearing compasses

Bearing and steering compass

Code **25.900.00**
Fitted with magnifying glass, double scale in grades and points, very stable, very clear night reading, side scale meter, kerosene suspension, 1° estimate possible. Specially suited for dinghies or small boats.

Pocket compass

Black ABS body, **liquid-filled** rose, swivelling gimbal ring fitted with an arrow to determine the route. Blister packaging.

Code	Pink Ø mm
25.950.00	45

Bearing compass CD703L



Liquid-filled compass with **rotating** rose, scale meter and foldable sight frame.

Code	⟷ aperta mm
25.703.00	57x160

Bearing compass PRISMA with case

◢ 25.065.02


◢ 25.065.03

Code	Description
25.065.02	Model fitted with graduated circle of 1° in 1°, liquid suspension, straight prism reading; equipped with temperature variation adsorbing diaphragm, battery light. It can also be used as a steering compass.
25.065.03	Prisma compass wooden box.

MINI COMPASS 2000



Compass fitted with **rubber** anti-shock housing. BETA ray permanent lighting. Magnifying lens for use as both bearing compasses and steering compasses. It uses the twenty-year-old unmatched **direct vision** system without lubber lines. The rose image is enlarged **10 times**; no parallax, 0.5° interval estimate. Excellent rose stability and quickness.

Code	Ø mm	Thickness mm	
25.420.30	80	29	120

Marine binoculars and accessories

OSCULATI

Autofocus binoculars 7x50

Outer **rubber** coating; includes neckstrap and case.

Code	Focusing	Prisms	Field of vision at 1000 m
26.748.00	automatic (minimum distance of 12 m)	BK-7	115,3 m (6,6°)

Autofocus professional binoculars 7x50

100% watertight; anti-glare lens "Ruby-coating"; **rubber** coating, includes neckstrap and case.

Code	Focusing	Prisms	Field of vision at 1000 m
26.747.00	automatic (minimum distance of 20 m)	BK-7	116 m

Binoculars 7x50

100% watertight with external **rubber** coating; filled with nitrogen gas; anti-glare blue tinted lenses "Ruby Coating"; includes neckstrap and case.

Code	Focusing	Prisms	Field of vision at 1000 m
26.750.00	entral or on	BK-7	116 m

Professional binoculars 7x50

100% watertight; filled with nitrogen gas; high quality optical system; **rubber** coated; anti-glare lenses "Ruby coating", includes neckstrap and case.

Code	Focusing	Prisms
26.752.00	Automatic and ocular	BaK4

Professional binoculars 7x50 fitted with compass

100% watertight; filled with nitrogen gas; fitted with **bearing compass with light** and a grid to measure distance; high quality optical system; coated with **rubber**, supplied with neckstrap and case, anti-glare lenses Ruby Coating.

Code	Focusing	Prisms
26.754.00	Automatic and ocular	BaK4

Binoculars ZOOM 10x30x50

Coated with **rubber**; joints a nautical field of Ø 50mm with zoom technology; fitted with quick operating lever, which enables a zoom range from 10 to 30 enlargements; includes neckstrap and case.

Code	Focusing	Ø mm
26.751.00	central or on the eyepiece	50

Binoculars holder

Made of fast white polyethylene. Bulkhead mounting or on 22/25-mm Ø tube with clamp included in the package.

Code	Description	⟷ mm
26.740.00	Binoculars holder	230x120x85

Navigation instruments and inclinometer

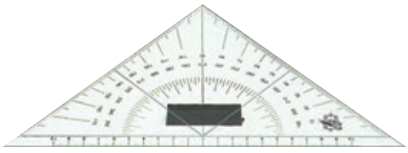

Plexiglass triangular protractor

Code	Description
26.142.40	Modell geeignet für die Kartenarbeit. Mit Griff, Doppelwinkelmesser integriert.



Parallel rule INTEGRAL PLOTTER

All fitted in **just one** device, the Bretone protractor and the Jean CRAS quick system protractor; includes casing and instructions; suitable for measuring distances, adjust variations, transport a fixing point, plot a coast route, bearing according to the compass graduation, etc...

Code	Length mm
26.142.85	350

Parallel ruler MICRON

Made of **transparent plexiglass**; high accuracy, fine finish.

Code	Length cm
26.142.70	30
26.142.71	40
26.142.72	50

Navigation compasses

Hard mirror polished steel points; excellent finish, practical; supplied with plastic case holder.

Code	Type	Length mm	Material
26.141.60	Short	145	mirror polished brass
26.141.61	long	177	mirror polished brass
26.141.62	to be used with **just one hand**	177	mirror polished brass

◢ 26.141.60

◢ 26.141.61

◢ 26.141.62

Genuine German WEREIN plotting dividers

Made of **chromed brass**; supplied with casing and tips protector.

Code	Type	Length mm
26.142.60	Short	140
26.142.61	long	180

Scuola charting kit

Cheap version. It includes 2 square sets, dividers, Graphos pencil + eraser in elegant case.

Code	⟷ closed mm
26.142.44	230x215

Charting kit

Code **26.142.45**
Supplied in a protective case.
Content:
- 2 rulers 26.142.40;
- 1 compass 26.141.60;
- pencil and eraser.

Suitable for nautical schools, it can be customized with the school logo (minimum quantity 50 pieces).

Inclinometer

High precision double bubble inclinometer

Code	Scales	⟷	Fixing
26.700.86	30°-0°-30°+5°-0°-5°	100x80	4 screws or with self adhesive label provided
26.700.87	45°-0°-45°+6°-0°-6°	101x82	4 screws

◢ 26.700.86

◢ 26.700.87

Engine instruments

OSCULATI

Technical specification: IP67 **watertight** instruments; anti-fog convex clear lens; technopolymer frame; AISI316 stainless steel diamond front bezel, black or glossy; red and yellow backlit dial; rear pre-calibrated connection with bayonet plug; 12/24V power supply. Engine control instruments need to be fitted with VDO sensors.

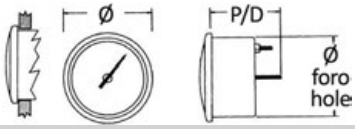

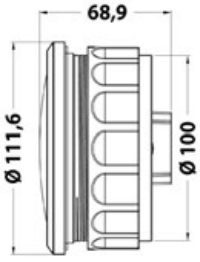

LCD multifunction instrument

Code **27.328.01**

Compatible with NMEA2000 / J1939 / analog protocols.
To be used with any outboard / inboard engine except Mercury with SMARTCRAFT protocol.
Functions: speedometer via GPS signal (Knots, km/h, MPH); tachometer with selectable full scale from 3000 to 8000 RPM; hour meter; integrated GPS antenna; fuel level + 10% alarm. Selectable at will 0-190 / 240-33 ohm; oil pressure + alarm at 0.7 bar (preferred scale bar/psi selectable); water temperature + alarm at 95° (Celsius/Fahrenheit scale selectable).
Backlit (clearly legible even when exposed to sunlight), adjustable lighting. Red and yellow backlit dial. Power supply 9/32 V. Resolution: 432x432 pixel.
Supplied with: 1m 5-pole NMEA cable with standard end connector, 1m 6-pole-analog cable.

27.327.01

27.326.02

Universal electronic revolution counter with hour counter

Connection to the alternator "w" terminal. Red and yellow backlit dial.

Black dial, black bezel	Black dial, glossy bezel	White dial, glossy bezel	Scale	V	⟷ mm		
					Ø	hole Ø	P
27.325.01	27.326.01	27.327.01	0-3000 RPM	12/24	96	85	55
27.325.02	27.326.02	27.327.02	0-4000 RPM	12/24	96	85	55
27.325.03	27.326.03	27.327.03	0-6000 RPM	12/24	96	85	55
27.325.04	27.326.04	27.327.04	0-8000 RPM	12/24	96	85	55

27.325.03

27.327.04

27.781.01

27.780.02

27.780.03

27.781.03

GPS speedometer/mile counter without transducer

No transducer is necessary, it is equipped with 32-channel GPS antenna.
- Type 1: Speedometer/compass: 0-45 knot speed analogic indication and compass course digital indication (degree by degree).
- Type 2: Speedometer/totalizer/compass: speed digital indication 0-999 knots, Km/h or MPH, distance covered up to 99999 miles and compass course (degree by degree).
Red and yellow backlit dial.

Black dial, black bezel	Black dial, glossy bezel	White dial, glossy bezel	Version	V	⟷ mm		
					Ø	hole Ø	P
27.780.02	27.780.03	27.780.01	Type 1	12	96	85	55
27.781.02	27.781.03	27.781.01	Type 2	12/24	96	85	55

27.780.01

27.781.02

New — LCD multifunction instrument with design and electronics compatible with Yamaha/Selva outboard motors

Code **27.329.01**

Multifunctional digital instrument displaying oil level, tachometer, speedometer, oil and water temperature in a single device; compatible with NMEA 2000 network and analog signal, supports 4 different analog signal inputs (Tachometer sensor, Fuel, Water temperature, and Oil pressure sensor).
There are two display options available:
Mode 1: Speed, COG, Voltage, Fuel level, Engine temperature, Oil pressure, Engine hours
Mode 2: RPM, Voltage, Fuel Level, Engine Temperature, Oil Pressure, Engine Hours
The user can set up the NMEA 2000 system or the analog signal (see installation instructions).
Protection rating: IP67
Fuel level: 0 – 190 ohm, 240 – 33 ohm or customized
Oil pressure: 10 – 185 ohm or customized
Water Temperature: 301 – 23 ohm or customized
Speed ratio: 0.5 – 250.0
Alarm functions: Fuel (10%), Water temperature (95 °C/203 °F), Oil pressure (0.7 bar / 10 psi), customizable.
Installation size: 97.5 mm
Backlit touchscreen dial (readable even in sunlight) with adjustable lighting Power supply 9/32 V. Dial resolution 432x432 pixels.
Supplied with: 1m 5-pole NMEA cable with standard end connector, 1m 6-pole-analog cable.

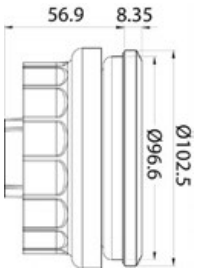

Speedometer with (water pressure) Pitot tube

Red and yellow backlit dial.

Black dial, black bezel	Black dial, glossy bezel	White dial, glossy bezel	Scale	V	⟷ mm		
					Ø	hole Ø	P
27.325.08	**27.326.08**	**27.327.08**	0-35 MPH	12/24	96	85	55
27.325.09	**27.326.09**	**27.327.09**	0-55 MPH	12/24	96	85	55
27.325.10	**27.326.10**	**27.327.10**	0-65 MPH	12/24	96	85	55

27.325.00 *Anti-seedweed nozzle kit for speedometer 27.315.00 + 6-m high-pressure PVC tube 27.316.00*





Fuel level gauge

Red and yellow backlit dial.

Black dial, black bezel	Black dial, glossy bezel	White dial, glossy bezel	Signal	V	⟷ mm		
					Ø	hole Ø	P
27.320.01	**27.321.01**	**27.322.01**	240-33 Ω	12/24	57	51	45
27.320.00	**27.321.00**	**27.322.00**	0-190 Ω	12/24	57	51	45
27.320.02*	**27.321.02***	**27.322.02***	240-33/0-190 Ω selectable	12/24	57	51	45

** Backlighting in red only.*



Water level gauge

Red and yellow backlit dial.

Black dial, black bezel	Black dial, glossy bezel	White dial, glossy bezel	Signal	V	mm		
					Ø	hole Ø	P
27.320.03	27.321.03	27.322.03	240-33 Ω	12/24	57	51	45
27.320.29	27.321.29	27.322.29	0-190 Ω	12/24	57	51	45
27.320.04*	27.321.04*	27.322.04*	240-33/0-190 O selectable	12/24	57	51	45

** Backlighting in red only.*

Water temperature gauge

Red and yellow backlit dial.

Black dial, black bezel	Black dial, glossy bezel	White dial, glossy bezel	Scale	V	mm		
					Ø	hole Ø	P
27.320.08	27.321.08	27.322.08	40-120°C	12/24	57	51	45

Oil temperature indicator

Red and yellow backlit dial.

Black dial, black bezel	Black dial, glossy bezel	White dial, glossy bezel	Scale	V	mm		
					Ø	hole Ø	P
27.320.09	27.321.09	27.322.09	50-150°C	12/24	57	51	45

Voltmeter

Red and yellow backlit dial.

Black dial, black bezel	Black dial, glossy bezel	White dial, glossy bezel	Scale	V	mm		
					Ø	hole Ø	P
27.320.14	27.321.14	27.322.14	8/16 V	12	57	51	45
27.320.15	27.321.15	27.322.15	18/32 V	24	57	51	45



Oil pressure indicator

Red and yellow backlit dial.

Black dial, black bezel	Black dial, glossy bezel	White dial, glossy bezel	Scale	V	mm		
					Ø	hole Ø	P
27.320.10	27.321.10	27.322.10	0-5 bar	12/24	57	51	45
27.320.11	27.321.11	27.322.11	0-10 bar	12/24	57	51	45

Rudder angle indicator

Red and yellow backlit dial.

Black dial, black bezel	Black dial, glossy bezel	White dial, glossy bezel	V	mm		
				Ø	hole Ø	P
27.320.17	27.321.17	27.322.17	12/24	57	51	45

TRIM indicator

Red and yellow backlit dial.

Black dial, black bezel	Black dial, glossy bezel	White dial, glossy bezel	Signal	V	mm		
					Ø	hole Ø	P
27.320.20	27.321.20	27.322.20	0-190 Ω	12/24	57	51	45

quartz clock

Red and yellow backlit dial.

Black dial, black bezel	Black dial, glossy bezel	White dial, glossy bezel	Scale	V	mm		
					Ø	hole Ø	P
27.320.27	27.321.27	27.322.27	12 hours	12/24	57	51	45

Ammeter

With 8/32 V SHUNT, suitable for most of the ammeters on the market. Red and yellow backlit dial.

Black dial, black bezel	Black dial, glossy bezel	White dial, glossy bezel	Scale	V	mm		
					Ø	hole Ø	P
27.320.23	27.321.23	27.322.23	± 50 A	12/24	57	51	45
-	27.321.24	27.322.24	± 80 A	12/24	57	51	45



Waste water gauge

Red and yellow backlit dial.

Black dial, black bezel	Black dial, glossy bezel	White dial, glossy bezel	Signal	V	mm		
					Ø	hole Ø	P
27.320.05	27.321.05	27.322.05	10-180 Ω	12/24	57	51	45

Digital voltmeter

Red and yellow backlit dial.

Black dial, black bezel	Black dial, glossy bezel	White dial, glossy bezel	Scale	V	mm		
					Ø	hole Ø	P
27.320.40	27.321.40	27.322.40	8/32 volt	12/24	57	51	45

Digital ammeter

With 8/32-volt SHUNT. Red and yellow backlit dial.

Black dial, black bezel	Black dial, glossy bezel	White dial, glossy bezel	Scale	V	mm		
					Ø	hole Ø	P
27.320.44	27.321.44	27.322.44	± 80 A	12/24	57	51	45

Digital hour counter

Red and yellow backlit dial.

Black dial, black bezel	Black dial, glossy bezel	White dial, glossy bezel	Scale	V	mm		
					Ø	hole Ø	P
27.320.36	27.321.36	27.322.36	0-99999 hours	12/24	57	51	45

GUARDIAN line, high-quality instruments

guardian

Technical features: - Sturdy nylon and fiberglass body; Screw-ring mounting or unique recess fit system; Mobile interchangeable bayonet bezel, black, white or chromed (available upon request), allowing back bulkhead mounting with glass flush with dashboard; Scratch-proof glass; Red back lighting for black dial instruments, and natural light for white dial instruments; 100% watertight; Standard size compatible with most instruments available on the market.

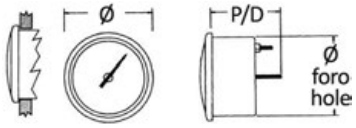

GUARDIAN RPM counter

◢ 27.520.01

◢ 27.521.05 + 27.455.01

◢ 27.420.05

◢ 27.421.01 + 27.455.01

White dial White bezel	Black dial Black bezel	OPTIONAL chromed bezel	Type	V	⟷ mm		
					Ø	hole Ø	P
27.520.01	27.420.01	27.455.01	Diesel 0-4000 RPM*	12	96	85	60
27.520.02	27.420.02	27.455.01	Diesel 0-4000 RPM*	24	96	85	60
27.520.05	27.420.05	27.455.01	Diesel 0-4000 RPM, w/ hourmeter*	12	96	85	60
27.520.06	27.420.06	27.455.01	Diesel 0-4000 RPM, w/ hourmeter*	24	96	85	60
27.521.01	27.421.01	27.455.01	2/4 stroke 0-7000 RPM	12	96	85	60
27.521.05	27.421.05	27.455.01	2/4 stroke 0-7000 RPM, w/ hourmeter	12	96	85	60

** Connection to the "W" terminal of the alternator*

◢ 27.421.01

◢ 27.521.05

GUARDIAN speedometers

◢ 27.522.01

◢ 27.424.01

◢ 27.425.01

◢ 27.524.01 + 27.455.01

White dial White bezel	Black dial Black bezel	OPTIONAL chromed bezel	Type	V	⟷ mm			Sensor*
					Ø	hole Ø	P	
27.522.01	27.422.01	27.455.01	0-30 knots	12	96	85	60	27.452.00
27.523.01	-	27.455.01	0-30 knots with log	12	96	85	60	27.452.00
27.524.01	27.424.01	27.455.01	0-50 knots	12	96	85	60	27.452.00
27.525.01	27.425.01	27.455.01	0-50 knots with log	12	96	85	60	27.452.00

** All speedometers must be completed with the sensor.*


◢ 27.425.01 + 27.455.01

◢ 27.452.00 Guardian Electronic Sensor for Speedometer/Odometer

GUARDIAN fuel level gauge 10-180 ohm

◢ 27.427.01

◢ 27.527.01

White dial White bezel	Black dial Black bezel	OPTIONAL chromed bezel	V	⟷ mm		
				Ø	hole Ø	P
27.527.01	27.427.01	27.455.02	12	59	52	45
27.527.02	27.427.02	27.455.02	24	59	52	45

GUARDIAN water level gauge 10-180 ohm

◢ 27.428.01

◢ 27.428.01 + 27.455.02

◢ 27.528.01

White dial White bezel	Black dial Black bezel	OPTIONAL chromed bezel	V	⟷ mm		
				Ø	hole Ø	P
27.528.01	27.428.01	27.455.02	12	59	52	45
27.528.02	27.428.02	27.455.02	24	59	52	45

GUARDIAN temperature gauges

White dial, white ring	Black dial, black ring	OPTIONAL chromed bezel	Type	V	⟷ mm		
					Ø	hole Ø	P
27.531.01	27.431.01	27.455.02	H2O 40°-120°	12	59	52	45
27.531.02	27.431.02	27.455.02	H2O 40°-120°	24	59	52	45
27.532.01	27.432.01	27.455.02	Oil 40°-150°	12	59	52	45
27.532.02	27.432.02	27.455.02	Oil 40°-150°	24	59	52	45

Use VDO oil pressure sensors

◢ 27.531.01

◢ 27.432.01

GUARDIAN oil pressure gauge

White dial, white ring	Black dial, black ring	OPTIONAL chromed bezel	Type	V	⟷ mm		
					Ø	hole Ø	P
27.529.01	27.429.01	27.455.02	0-5 bar	12	59	52	45
27.530.01	27.430.01	27.455.02	0-5 bar	24	59	52	45
27.529.02	27.429.02	27.455.02	0-10 bar	12	59	52	45
27.530.02	27.430.02	27.455.02	0-10 bar	24	59	52	45

Use VDO oil pressure sensors

◢ 27.429.01

◢ 27.529.02

◢ 27.529.02 + 27.455.02

GUARDIAN voltmeter

White dial White bezel	Black dial Black bezel	OPTIONAL chromed bezel	V CC	⟷ mm		
				Ø	hole Ø	P
27.533.01	27.433.01	27.455.02	10/16	59	52	45
27.533.02	27.433.02	27.455.02	20/32	59	52	45

◢ 27.433.02

◢ 27.533.01

◢ 27.433.01

GUARDIAN hourmeters

White dial White bezel	Black dial Black bezel	OPTIONAL chromed bezel	V	⟷ mm		
				Ø	hole Ø	P
27.534.01	27.434.01	27.455.02	12	59	52	45
27.534.02	27.434.02	27.455.02	24	59	52	45

◢ 27.434.01

◢ 27.534.01

Waste Guardian 10-180 ohm waste water gauge

White dial White bezel	Black dial Black bezel	OPTIONAL chromed bezel	V	⟷ mm		
				Ø	hole Ø	P
27.538.01	27.438.01	27.455.02	12	59	52	45
27.538.02	27.438.02	27.455.02	24	59	52	45

◢ 27.438.01

◢ 27.538.01 + 27.455.02

◢ 27.538.01

GUARDIAN Power Trim

To be coupled with genuine sensors of Mercury engines.

White dial White bezel	Black dial Black bezel	OPTIONAL chromed bezel	V	⟷ mm		
				Ø	hole Ø	P
27.539.01	27.439.01	27.455.02	12	59	52	45

◢ 27.439.01

◢ 27.539.01

GUARDIAN loose bezel

White	Chromed	Black	Ø mm
27.457.02	27.455.02	27.456.02	59
27.457.01	27.455.01	27.456.01	96

VDO instruments, ViewLine series

◢ 27.480.01

◢ 27.580.02



◢ 27.480.03

◢ 27.580.04

◢ 27.582.01/21

◢ 27.487.01 with example of mounting screw ring 27.699.03

◢ 27.596.01

◢ 27.487.01 with mounting example of ring nut 27.499.03

◢ 27.582.01

◢ 27.488.01

◢ 27.584.01

◢ 27.482.01/21

◢ 27.591.01

◢ 27.595.01

◢ 27.599.13

◢ 27.599.11

◢ 27.581.50

VDO ViewLine revolution counter

IP67 watertight case; double anti-fog pane; LED back-lit LED dial and needle; panel or flush mounting of the instruments; interface with NMEA signal; second frequency available as an option. All instruments are equipped with finishing ring having the same color as their dial. RPM counter and sumlog equipped with ring 27.499.01 or 27.599.01. 52-mm Ø instruments equipped with ring 27.499.03 or 27.599.03.

AA - The revolution counters have to be equipped with: cable 27.599.11 (RPM counter function, only); additional cable 27.599.12 for other functions: hour counter, clock, voltmeter; push-button 27.599.13 necessary for basic and advanced programming of the RPM counter.

EE - The synchronizers have to be fitted with cables 27.599.11 + 27.599.12.

BB - Sumlogs must be completed with: Cable 27.599.11 (speedometer function only); Additional cable 27.599.12 for supplementary functions: partial/total mile counter, echo sounder, water temperature, clock, voltmeter + button 27.599.13.

CC - The 52-mm Ø control instruments have to be equipped with: cable 27.599.11

DD - The rudder angle metres have to be equipped with: sensors 27.176.00 / 27.176.10 + cable 27.599.11.

Product	Product Ø mm	Dial		V
		white	black	
Scale 3000 RPM Input: W, IND, DDEC, HALL, 1	85	**27.480.00**	**27.580.00**	12/24
Scale 4000 RPM Input: W, IND, DDEC, HALL, 1	85	**27.480.01**	**27.580.01**	12/24
Scale 5000 RPM Input: W, IND, HALL, 1	85	**27.480.02**	**27.580.02**	12/24
Scale 6000 RPM Input: W, IND, HALL, 1	85	**27.480.03**	**27.580.03**	12/24
Scale 7000 RPM Input: 1	85	-	**27.580.04**	12/24
± 500 RPM synchronizer	85	**27.480.10**	**27.580.10**	12/24
10/180 Ω fuel level indicator	52	**27.482.01**	**27.582.01**	12/24
240/33 Ω fuel level indicator	52	**27.482.21**	**27.582.21**	12/24
10/180 Ω H_2O level indicator	52	**27.484.01**	**27.584.01**	12/24
20 mA waste water level indicator (float 27.678.01/02)	52	**27.485.01**	**27.585.01**	12/24
8/16 V voltmeter	52	**27.486.01**	**27.586.01**	12
18/32 V voltmeter	52	**27.487.01**	**27.587.01**	24
40/120°C + 105/250°F H_2O thermometer	52	**27.488.01**	**27.588.01**	12/24
50/150°C + 120/300°F oil thermometer	52	**27.489.01**	-	12/24
-60A + 60A ammeter	52	**27.490.01**	**27.590.01**	12/24
5 bar/80psi engine oil pressure	52	**27.491.01**	**27.591.01**	12/24
10 bar/150 psi engine oil pressure	52	**27.492.01**	**27.592.01**	12/24
25 bar/350 psi engine oil pressure	52	**27.493.01**	**27.593.01**	12/24
Rudder angle indicator** (3/180 Ω)	52	**27.495.01**	**27.595.01**	12/24
TRIM indicator (167-10 Ω input)	52	**27.496.01**	**27.596.01**	12/24
Hour counter	52	**27.494.01**	-	12/24

LEGENDA: W = signal W alternator; **IND** *= VDO inductive sensor;* **DDEC** *= Electronic adjuster;* **HALL** *= HALL VDO effect sensor;* **1** *= Terminal 1 reel.*

27.599.11 *TYCO/HIRSCHMANN-type 8-pole connector with cable*

27.599.12 *TYCO/HIRSCHMANN 14-pole connector with cable*

27.599.13 *Programming key*

****27.176.00;27.176.10** *Rudder sensors 27.495.01; 27.595.01;*

◢ 27.586.01

◢ 27.588.01

◢ 27.590.01

VDO finishing rings for ViewLine instruments

white	Chromed	black	Finish	Ø mm
27.499.01	**27.699.01**	**27.599.01**	Ray round	85
27.499.03	**27.699.03**	**27.599.03**	Ray round	52

Accessories for VDO series Oceand and View Line

VDO - Fuel tank float

Code	Description	Resistance	V
27.674.00	150- to 605-mm adjustable lever float fitted with fastening counterflange 27.674.10	3-180	12/24
27.674.10	Kit including 2 x metal ring nuts + 2 x fastening seals (screws included)	-	-

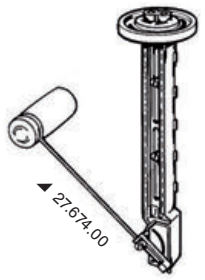

Float for water tank

Float for capacitative water tank. It can be cut on demand. It matches instruments 27.574.02 OCEAN series.

Code	For depth mm
27.677.00	80-600
27.677.01	600-1200
27.677.02	1200-1500

VDO Sensor for grey or black water tanks

Sensor for grey or black water tanks, with electrolytic separator and 2 adjustable warning thresholds. They match 27.485.01, 27.585.01, 27.474.18 (VIEW LINE + OCEAN).

Code	Adjustable Stroke mm
27.678.01	200/600
27.678.02	600/1200

VDO Rudder angle sensor

Code	Station	V
27.176.00	Single	12/24
27.176.10	double	12/24

Water/oil temperature sensor

To be paired to indicators Osculati, Guardian, VDO, etc.



Code	Version	Scale	Thread	Poles		With alarm
				to ground	insulated	
27.792.00	Water	**70° - 120°**	M 14 x 1.5	x	-	x
27.810.00	Water	70° - 120°	M 14 x 1.5	x	-	-
27.811.00	Oil	50° - 150°	M 14 x 1.5	x	-	-
27.812.00**	Oil	70° - 120°	1/4 x 18NPT	-	x	x
27.812.01	Water	70° - 120°	1/4 x 18NPT	x	-	-
27.812.02	Water	70° - 120°	1/4 x 18NPT	-	-	x
27.812.03	Oil	50° - 150°	1/4 x 18NPT	-	-	x
27.813.00	Oil	50° - 150°	M 14 x 1.5	x	-	x
27.818.00	Water	70° - 120°	M 14 x 1.5	-	x	-
27.818.01	Oil	70° - 120°	M 14 x 1.5	-	x	-
27.819.00	Water	70° - 120°	1/2 - 14NPT	-	x	-
27.819.01	Oil	70° - 120°	1/2 - 14NPT	x	-	-

*** Original VDO*

Code	Version	Scale	Thread	Poles		With alarm
				to ground	insulated	
27.819.02	Water	70° - 120°	1/2 - 14NPT	-	-	x
27.819.03	Oil	50° - 150°	1/2 - 14NPT	-	-	x
27.826.00*	Oil	70° - 120°	M 14 x 1.5	-	x	-
27.826.01	Oil	50° - 150°	M 14 x 1.5	-	x	-
27.877.03	Water	70° - 120°	M 18 x 1.5	-	x	-
27.827.00	Water	40° - 120°	M 18 x 1.5	x	-	-
27.827.01	Oil	50° - 150°	M 18 x 1.5	x	-	-
27.827.02	Water	40° - 120°	M 18 x 1.5	x	-	x
27.827.03	Oil	50° - 150°	M 18 x 1.5	-	-	x
27.450.00	Water	70° - 120°	1/8" - 27NPT	x	-	-
27.450.01	Oil	70° - 120°	1/8" - 27NPT	x	-	-
27.450.02	Oil	50° - 150°	1/8" - 27NPT	x	-	-

** Original VDO - Type Bosch*

Oil pressure bulbs

Signal output 10 - 184 Ω. To be paired with indicators Osculati, Guardian, VDO, etc.
Rated voltage: 6 V to 24 V.

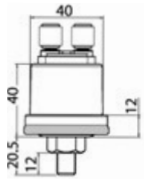

Code	Bar	Thread	Poles		With alarm	Prepared for dual station
			to ground	insulated		
27.500.00	5	1/8-27 NPT	x	-	-	-
27.561.01	5	1/8-27 NPT	-	x	-	-
27.565.01	5	1/8-27 NPT	x	-	x	-
27.561.00*	5	M 10x1	-	x	-	-
27.565.03	5	M 10x1	x	-	x	-
27.502.00	10	1/8-27 NPT	x	-	-	-

Code	Bar	Thread	Poles		With alarm	Prepared for dual station
			to ground	insulated		
27.557.00*	10	1/8-27 NPT	-	x	-	x
27.563.00	10	1/8-27 NPT	-	x	-	-
27.565.00	10	1/8-27 NPT	x	-	-	-
27.503.00	10	M 10x1	x	-	-	-
27.507.00	10	M 10x1	x	-	x	-
27.562.00	10	M 10x1	-	x	-	-

* *Genuine VDO.*

VDO spare propeller

Code	Description
27.270.05	Spare propeller for 50 knots (2192)(2192)

Accessories for instruments

Instrument sensors

Rudder angle sensor. It matches 27.320.17 / 27.321.17 / 27.322.17 and VDO instruments.

Code		Resistance	V	Function
27.330.01		190 Ω	12/24	matches 1 instrument
27.330.02	New	190 Ω	12/24	matches 2 instruments

27.330.10 *Optional connection bar.*

Universal pilot pipe



Code **27.315.00**
Suitable for any water pressure speedometer; can be used up to 80 MPH, made of **white nylon**.

Special high pressure hose, designed for water pressure speedometers

Made of **PVC**, **universal**.

Code	Rolls of
27.316.00	25 m

NMEA 2000 connector

IP68 Cables and connectors to create an onboard NMEA 2000 network. Sturdy IP68 connectors for use in marine environment.

Code	Description	Length m	Colour
27.363.02	TEE (2 female/ 1 male)	-	grey
27.364.01	Male terminal connector	-	Black
27.364.02	Female terminal connector	-	Black
27.363.15	Power cord to power the system via a TEE terminal	5	yellow

Level indicator + sensors

Fuel level indicator

Waterproof, fitted with floater and FUEL symbol. 240-33 Ω frequency. For 12V installations.

Code	Ø mm	For tanks with depth in mm
27.160.00	52	130/660

Universal Gauge

TANK letter symbol (suitable for any type of liquid).

Resistance		Ø mm
10-180 Ω	240-33 Ω	
27.159.00	27.170.00	52



Universal floater for fuel level gauge

5-hole international flange. 70-mm Ø.

Resistance 240-33 Ohms (Teleflex, Faria USA, Vetus, S. Giorgio Sein, Beede, Medalion)	Resistance 10-180 Ohms (VDO, Yazaki, Faria Europa, Uflex, Guardian)	For tanks with depth in mm
27.160.01	27.160.02	130/660

Universal lever float for fuel level

Metal parts made of **stainless steel.** Scratch-proof, made of **ceramic** with **platinum** contact (4 million movements guaranteed). Adjustable for tanks with height of 150-600. Mobile rod delay patented system, neutralizes the pitch/roll effect.

Code	Resistance
27.160.05	240-33
27.160.06	10-180

Vertical 5-hole level sensor with S5 flange

OSCULATI

WATER+FUEL

S5

Suitable **for both fuel and water. On request, available in any length for at least 20 pieces**. Universal 12/24 V. Made of stainless steel 316.

Resistance 240÷33 Ω	Resistance 0÷190 Ω	Length cm	Resistance 240÷33 Ω	Resistance 0÷190 Ω	Length cm
27.160.15	27.161.15	15	27.160.48	-	48
27.160.17	27.161.17*	17	27.160.50	27.161.50*	50
27.160.20*	27.161.20**	20	27.160.53	-	53
27.160.22	27.161.22**	22	27.160.55	27.161.55**	55
27.160.25*	27.161.25**	25	27.160.58	27.161.59**	58
27.160.28*	27.161.28**	28	27.160.60	27.161.60**	60
27.160.30*	27.161.30**	30	27.160.63	-	63
27.160.32*	27.161.32**	32	27.160.65	27.161.65**	65
27.160.35*	27.161.35**	35	27.160.70	27.161.70**	70
27.160.36*	-	36	27.160.80	27.161.80**	80
27.160.38*	-	28	27.160.90	27.161.90**	90
27.160.40*	27.161.40**	40	27.160.10	27.161.10**	100
27.160.45*	27.161.45**	45	27.160.11	27.161.11**	110
27.160.47*	-	47	27.160.12	27.161.12**	120

* *For instuments: Teleflex, Aqua Meter, Vetus, S. Giorgio Sein (Veglia), Beede, Medallion, Datcom, 27.160.00, models Taiwan - Wena, Osculati.*

** *For instruments: Yazaki, mod. 3 wires, Faria Europa,VDO, Uflex, Guardian.*

S5 level sensor with NMEA 2000 output signal

OSCULATI

NMEA 2000

S5

SAE 5-bore international flange. **12/24V** compatible. IP65 watertight. **Stainless steel** body.
Level sensors are programmed to indicate **the use** of the tank (ex. black/grey/freshwater - fuel) and, if communicated when ordering the items, the **volume** that will be expressed in litres instead of in percentage. In case more than one tank for the same liquid is present onboard, the order shall also indicate the **numbering of the tanks** (ex. 1 - 2 - 3).
All sensors can be reprogrammed (e.g., black / grey / white water - fuel) and the tank capacity can be added using the NMEA 2000 programmer (type our article **27.165.00**).

Version				Length mm
Fuel	Water	Grey water	Black water	
27.165.15	27.166.15	27.167.15	27.168.15	150
27.165.17	27.166.17	27.167.17	27.168.17	170
27.165.20	27.166.20	27.167.20	27.168.20	200
27.165.22	27.166.22	27.167.22	27.168.22	225
27.165.25	27.166.25	27.167.25	27.168.25	250
27.165.28	27.166.28	27.167.28	27.168.28	275
27.165.30	27.166.30	27.167.30	27.168.30	300
27.165.35	27.166.35	27.167.35	27.168.35	350
27.165.40	27.166.40	27.167.40	27.168.40	400
27.165.45	27.166.45	27.167.45	27.168.45	450
27.165.50	27.166.50	27.167.50	27.168.50	500
27.165.55	27.166.55	27.167.55	27.168.55	550
27.165.60	27.166.60	27.167.60	27.168.60	600
27.165.65	27.166.65	27.167.65	27.168.65	650
27.165.70	27.166.70	27.167.70	27.168.70	700
27.165.80	27.166.80	27.167.80	27.168.80	800
27.165.90	27.166.90	27.167.90	27.168.90	900
27.165.99	27.166.99	27.167.99	27.168.99	1000

NMEA 2000 level sensor programmer

This programmer configures NMEA 2000 lever sensors type 27.165.xx and similar ones, changing their use.
The programmer can:
1)Set the sensor for: fuel, clear water, grey water, waste water.
2)Give the number to the tanks (1, 2, 3, etc.)
3)Set the tank capacity in litres or as volume.
The programmer retrofits the boat's NMEA2000 network – using a Micro-C NMEA2000 cable and connecting it to a free slot in the NMEA2000 network – and can be configured without acting on the lever sensor.
To integrate the programmer into the NMEA2000 network, a Micro-C NMEA2000 cable must be used, the connection requires a free slot in the NMEA2000 network.

Code	Input DC V	A	V	Cable type	Cable length cm	For level sensors
27.165.00	5	1-3	9-16	USB A	80	27.165.xx

Vertical level sensor with S3 threaded flange

WATER+FUEL **S3**

Ideal **for both fuel and water. Any length available for a minimum order of 20 pieces.** 12/24 V compatible. AISI316 stainless steel.

Resistance 240÷33 Ω	Resistance 0÷190 Ω	Length cm
27.170.17*	-	17
27.170.20*	27.171.20**	20
27.170.22*	-	22
27.170.25*	27.171.25**	25
27.170.28*	27.171.28**	28
27.170.30*	27.171.30**	30
27.170.35*	27.171.35**	35
27.170.40*	27.171.40**	40
27.170.45*	27.171.45** New	45
27.170.50*	27.171.50** New	50
27.170.60* New	27.171.60** New	60

* *For instuments: Teleflex, Aqua Meter, Vetus, S. Giorgio Sein (Veglia), Beede, Medallion, Datcom, 27.160.00, models Taiwan - Wena, Osculati.*

** *For instruments: Yazaki, mod. 3 wires, Faria Europa,VDO, Uflex, Guardian.*

New NMEA 2000 S3 level sensor with output signal

NMEA 2000 **S3**

International flange **S3**. Suitable for systems **12 and 24V**. External protection IP65. Made of **stainless steel**.
Level sensors are programmed to indicate **the use** of the tank (ex. black/grey/freshwater - fuel) and, if communicated when ordering the items, the **volume** that will be expressed in litres instead of in percentage. In case more than one tank for the same liquid is present onboard, the order shall also indicate the **numbering of the tanks** (ex. 1 - 2 - 3).
All sensors can be reprogrammed (e.g., black / grey / white water - fuel) and the tank capacity can be added using the NMEA 2000 programmer (type our article **27.165.00**).

Version				Length mm
Fuel	Water	Grey water	Black water	
27.174.15	27.177.15	27.178.15	27.179.15	150
27.174.17	27.177.17	27.178.17	27.179.17	170
27.174.20	27.177.20	27.178.20	27.179.20	200
27.174.22	27.177.22	27.178.22	27.179.22	225
27.174.25	27.177.25	27.178.25	27.179.25	250
27.174.28	27.177.28	27.178.28	27.179.28	275
27.174.30	27.177.30	27.178.30	27.179.30	300
27.174.35	27.177.35	27.178.35	27.179.35	350
27.174.40	27.177.40	27.178.40	27.179.40	400
27.174.45	27.177.45	27.178.45	27.179.45	450
27.174.50	27.177.50	27.178.50	27.179.50	500
27.174.55	27.177.55	27.178.55	27.179.55	550
27.174.60	27.177.60	27.178.60	27.179.60	600

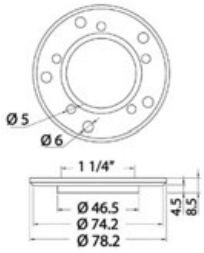

Mounting flange for level sensors from S5 to S3

Code	Description
52.746.10	Useful to install S3 thread sensors on tanks ready to fit 5-bore flange (S5).

GOBIUS level indicators

GOBIUS PRO level sensor - Bluetooth

BLUETOOTH **UP TO 9 SENSOR**

Sensor to be mounted on the outside of any tank whose vibrations indicate the inside level.
- It can be mounted on tanks of any materials.
- It works with any kind of liquid.
- Easy to install without drilling the tank (no leaks or bad smell).
- **1 to 9 sensors can be installed per tank (each sensor indicates one step).**

1 single sensor is recommended to report 3/4 black water or water/fuel reserve.
Gobius Pro can be programmed via Bluetooth and it can be connected to a warning light, relay or buzzer.
It can be read **also via Bluetooth** (App available for download on your smartphone or other devices).
App languages: English, Italian, French, German, Norwegian, Swedish.

Code	Description	V	No. of sensors
27.182.01	GOBIUS PRO 1	12/24	1

External level sensor GOBIUS C

MICRORADAR TECHNOLOGY

Sensor to be applied on the outside of the tank, with micro radar technology that detects fluid levels without coming into contact with the contained liquid.
- connects to Bluetooth or BUS networks;
- Plug and play installation
- no need to dismantle the tank, measures the liquid level from above, with no risk of leakage;
- works with all types of liquids.

The Gobius C sensor is mounted on the top part of the tank and the maximum measuring depth of the tank is 2 meters.
Connectable to control systems and analog instruments such as KUS, VDO, WEMA, Faria (10-190 Ohm, 240-33 Ohm, 4-20 mA and 0-5 V). Additionally, there are two single on/off outputs to indicate when the tank is empty or full.
The installation for both versions Gobius C (27.183.01) and Gobius C / NMEA 2000 (27.183.02) is carried out via the phone through Bluetooth using the app. During the start-up of the Gobius C Sensor configuration, the user can configure the shape of the tank to set up accurate liquid measurement, even for tanks with irregular shapes.
For the Gobius C / NMEA 2000 version (27.183.02), after completing the installation, the cable (length 1 m) must be connected to the NMEA 2000 network and wait for the Gobius C sensor to be identified in the boat's NMEA 2000 system.
The application for iOS and Android systems is available in English, French, German, Italian, Spanish, and Swedish.

Tank type	Type of installation
Unperforated plastic tank	Application of GOBIUS C Sensor
Plastic tank already drilled	Seal the hole and apply the GOBIUS C sensor or attach the adapter to the GOBIUS C sensor (27.183.10+27.183.01)
Metal tank	Drill and attach the adapter to the GOBIUS C sensor (27.183.10+27.183.01)

Code	Description	V	Optional adapter
27.183.01	GOBIUS C 2.0	12/24	**27.183.10**
27.183.02	GOBIUS C / NMEA 2000 3.0	12/24	**27.183.10**

Gobius® Level Indicators



◢ 27.183.01

◢ 27.183.02

◢ 52.746.10

Gobius C adapter for metal tanks

Code **27.183.10**

Special adapter for mounting the sensor on a metal or other material tank with an existing hole. For tanks using S3 flange, just mount the Gobius C with this adapter. For S5 flanges, pair the Gobius C adapter with the mounting flange code **52.746.10.**.
The adapter is screwed into the existing "Wema & KUS" brackets, 1.25″ SAE 5. The sensor is then mounted on the adapter using the supplied 3M tape.
All included: Adapter + 3M tape + o-ring for sealing.

Gobius® Level Indicators

BARIGO Instruments

28.683.00

28.683.01

BARIGO Instruments Tempo M

Mirror polished **stamped plate** housing, gilded and lacquered.

Code	Type	Casing mm	Quadrant mm
28.683.00	Clock with Quartz movement	110x32	85
28.683.01	Quartz clock with **radio sectors**	110x32	85
28.183.00	barometer	110x32	85
28.983.00	Thermometer/hygrometer	110x32	85

28.183.00

28.983.00

28.687.01

28.187.00

28.987.01

BARIGO Instruments Sky

110x32-mm **stainless steel** body, 85-mm Ø dial.

Satin SS body, white face	Polished SS body, white face	Description
-	**28.187.00**	barometer
-	**28.687.01**	Clock
28.985.01	**28.987.01**	Hygrometer/thermometer

28.985.01

28.185.00

28.362.00

28.362.02

28.362.03

BARIGO Instruments: "Star"

High accuracy instruments, excellent finish; low-cost and high quality.

Type	brass		Casing Ø mm	Quadrant mm
	Chromed	Golden		
barometer	**28.360.02**	**28.362.02**	110	85
Hair hygrometer with thermometer	**28.360.03**	**28.362.03**	110	85
Quartz clock with alarm	**28.360.01**	-	110	85
Quartz clock with **radio sectors**	**28.361.99**	**28.362.00**	110	85

28.361.99

28.360.02

28.360.01

BARIGO Instruments: "Orion"

Clip-on mounting on the base, modern pleasant design, specially suited for modern boats.

28.082.30

28.082.70

28.082.90

28.083.30

28.083.70

28.083.90

Type	Chromed stainless steel, black dial	Polished stainless steel, silver dial	Casing Ø mm	Quadrant mm
barometer	**28.082.30**	**28.083.30**	102	85
quartz clock	**28.082.70**	**28.083.70**	102	85
Thermometer/hygrometer	**28.082.90**	**28.083.90**	102	85

BARIGO Instrument: Pentable

Satin/nickle-finish dark brass case, black dial.

Code	Version	Type	Casing mm	Quadrant mm
28.086.01	Wall mounting	Clock	104x40	100
28.086.02	Wall mounting	Baro/Thermo/Hygrometer	104x40	100

BARIGO instruments: Regatta

High-quality brass body.

28.365.01

28.365.02

Type	Chromed brass - white dial	Polished brass - blue dial	Casing mm	Quadrant mm
quartz clock	**28.365.01**	**28.365.21**	120x40	100
barometer	**28.365.02**	**28.365.22**	120x40	100
Hygrometer/thermometer	**28.365.03**	**28.365.23**	120x40	100

28.365.21

28.365.22

28.365.23

28.365.03

BARIGO Steel instruments, minimalist series

Elegant minimalist design. Satin-finish stainless steel case.

28.080.01

28.080.02

Code	Type	Casing mm	Quadrant mm
28.080.01	Baro/Thermo/Hygrometer	102	100x40
28.080.02	quartz clock	102	100x40

Marine quartz clock with brass housing

High quality finish, very sturdy. Used by the US Navy; fitted with alarm bell system; mechanical alarm and stopwatch.

Code	Casing mm	Quadrant mm
28.361.03	180	150

VION Instruments

VION "A80 MIC CHR" instruments

◢ 29.903.80

◢ 28.903.81

◢ 28.903.82

Mirror polished stainless steel housing.

Code	Instrument	Base Ø mm	Dial Ø mm	Overhang mm
28.903.80	HI-sensitive barometer*	95	80	40
28.903.81	Quartz clock with sector radio and silent radio	95	80	40
28.903.82	hygrometer + thermometer	95	80	40

* *With sensibility 1.5 times more than usual.*

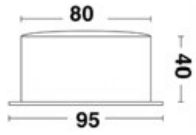

VION A 100 LD instruments

◢ 28.902.80

◢ 28.902.81

◢ 28.902.82

◢ 28.902.83

Mirror polished stainless steel housing; clip-on mounting system.

Code	Instrument	Base Ø mm	Dial Ø mm	Overhang mm
28.902.80	HI-sensitive barometer*	129	106	40
28.902.81	Quartz clock with sector radio and silent radio	129	106	40
28.902.82	Thermometer/hygrometer	129	106	40
28.902.83	Tide clock	129	106	40

* *With sensibility 1.5 times more than usual.*

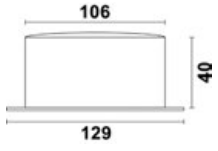

Clausen™ Instrumentation

◢ 28.859.01

◢ 28.859.02

◢ 28.859.03

◢ 28.859.04

Housing made of satin stainless steel. Wall mounting system included.

Code	Instrument	Dial Ø mm	Overhang mm
28.859.01	Clock	100	44
28.859.02	barometer	100	44
28.859.03	Hygrometer	100	44
28.859.04	Thermometer	100	44

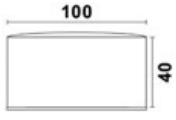

ALTITUDE instruments

altitude

ALTITUDE instruments: "831 Mini Series"

Polished lacquered brass housing.

Code	Instrument	Base Ø mm	Height mm	Dial Ø mm
28.831.01	quartz clock	71	29	57
28.831.02	Classical barometer	71	29	57
28.831.03	Hygrometer	71	29	57

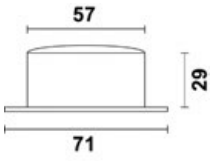

ALTITUDE instruments: "842" Series

Polished lacquered brass housing.

Code	Instrument	Base Ø mm	Height mm	Dial Ø mm
28.750.01	Classical barometer	95	40	70
28.750.02	Clock with alarm and radio sectors	95	40	70
28.750.03	Hygrometer/thermometer	95	40	70

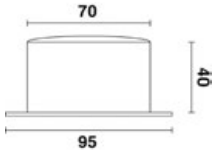

Meteorological stations and barographs

New

Compact radio-controlled weather station

Facts supplied:
- Radio-controlled time and date;
- Lunar phases, calendar, alarm;
- Inside/outside temperature and inside/outside humidity with trends + minimum and maximum memory;
- Barometric pressure expressed in hPa/mb/inHg;
- Weather forecasts with alert;
- Frost warnings;
- Adjustable backlight;
- Wall mounting or table stand;
- Power supply: 2 AA batteries (LR6), 2 AAA batteries (LR3), AC/DC adapter (included)

Code	⟷ mm
28.883.52	148x85x44.4

New

Professional wireless weather station

Facts supplied:
- Time and date + calendar;
- Weather forecast with 6 icons;
- Barometric pressure from 800 mb to 1100 hPa;
- Inside/outside temperature with trend indication and minimum/maximum memory;
- Indoor/Outdoor humidity with minimum/maximum memory;
- Rain gauge from 0 to 999 mm with history and memory;
- Anemometer: 0-178 km (mph or km) max speed and history last hour, 24h, week, month, year + wind direction;
- Automatic or adjustable backlight;
- PC connection via WiFi with the App "La Crosse View";
- Power supply: 1 CR2032 battery included + AC/DC adapter included, 2 AAA batteries (LR3) + 4 AA batteries (LR6) + 2 batteries (LR14).

Code	⟷ mm
28.918.04	208x148x30

Professional wireless weather station

Fitted with temperature and humidity external sensors as well as wireless radio remote-controlled anemometer and pluviometer.
Facts supplied:
1) **Time and date**, day/month/year calendar.
2) **Weather forecast** with 3 icons and trend arrow;
3) Adjustable **barometer** with pressure in hPa/Hg, from 300 to 1099 hPa (absolute pressure), from 920 to 1080 hPa (relative pressure), bar chart with recording of the last 24 or 72 hours and weather trend, min/max pressure with time and date, high/low relative pressure alert.
4) **Hygrometer**: inside/outside RH % from 1% to 99%, ±3% accuracy, min/max humidity measured every 15" with time and date. Adjustable min/max humidity alert.
5) **Pluviometer** with reading in mm/inch from 0 to 999 mm over 1hour/24 hours, from 0 to 9999 mmm over 1 week/1 month and rain total volume. Min/max with time and date. Adjustable alarm for precipitations over 24 hours. Measurements every 19".
6) Min/max inside/outside **temperature** in °C/°F from -40°C to +59.9°C with time and date. Min/max adjustable alert. Measurements every 13".
7) **Anemometer** with wind speed in km/h - mph - m/s - knots - Beaufort scale from 0 to 180 km/h, from 1 to 50 m/s. Wind direction at 360°. Alert for gusts of wind. Measurements every 17". Wind direction adjustable alert. Max windchill with time and date.
8) connection to the Internet with wireless USB key. -compatible with Windows XP up to Windows 10 (32 bit).

Code	Description
28.918.03	**Instrument** 222x35x163 mm - wall mount or on a support surface. Power supply 3 batteries LR14 1.5V. **Raingauge** Ø 132x183 mm. Power supply 2 AA LR6 1.5V batteries. **Anemometer** 250x146x282 mm. Self-sustaining power supply with mini solar panel. **Thermo-/hygrometer** 279x90x189 mm. Power supply 2 batteries LR14 1.5V.

ATTENTION: Electronics are continuously evolving. When ordering, please check our website for the updated price and any changes.

FM radio/Bluetooth/USB/MP3

Bluetooth dashboard amplifier

BLUETOOTH | **WATERPROOF** | **IP66**

Amplifier with controls on the dashboard. It receives the music signal from any Bluetooth device (Smartphone, Tablet, etc.).
Input: Bluetooth, AUX and USB (AUX and USB at the rear of the amplifier).
Water-resistant and ideal for installation on the dashboard.
Separate output and controls for subwoofer.
Power: 4x45W.
Voltage: 12V.
Central knob for easy volume setting.

Code	Description	V
29.531.00	Bluetooth dashboard amplifier	12

OSCULATI

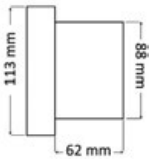

Bluetooth

Radio for instrument panel with remote control and DAB antenna

DAB VERSION | **SPLASHPROOF**

- Compatible devices: Bluetooth/USB/MP3/FM/DAB.
- Display: 3" colour screen, video line in/out.
- Also for external installation
- Input: Bluetooth, USB, 1 x RCA stereo pair.
- Power: 4x40 W.
- Backup memory.
- 12V voltage.
- Accessories: DAB antenna, remote control.
- total cable length: 2 m

Code	Description
29.530.02	Dashboard radio with accessories
29.530.08	Additional USB-AUX cord with watertight front panel. To be used for listening to music on external USB memories.

OSCULATI

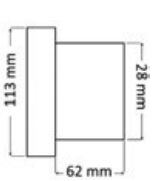

◀ 29.530.02

◀ 29.530.02

◀ 29.530.02

◀ 29.530.08

BOSS FM/AM/Bluetooth/USB/MP3 radio for dashboard

AM/FM radio with RDS system. 3.5-mm USB and AUX inlets on the rear (that can be mounted on the dashboard by means of accessory **29.530.08**).
Bluetooth connection for audio streaming, active matrix TFT display, IPX6 degree protection, 150W RMS power, 63W peak per channel.
12V power, 15A absorption. 76-mm Ø bore, 111-mm recess.

Code	Description
29.530.05	MGR350B radio for dashboard

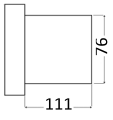

RIVIERA R904 Bluetooth stereo amplifier

High power amplifier independent from the bridge stereo.
It receives the signal from any Bluetooth device (tablet, smartphone, etc.) and connects to no matter what stereo loudspeaker.
Designed and made to resist extreme weather conditions, it delivers top-quality sound.

Code	V	Number of Channels	W RMS		mm
			4 ohms	2 ohm	
29.750.00	12	4	80x4	120x4	190x55x190

29.749.02

29.749.06

Bluetooth stereo/amplifiers

Ideal for small/medium vessels, the stereo doesn't need to be mounted on the dashboard.
The amplifier receives the music signal from any Bluetooth device (tablet, smartphone, etc.) and connects to no matter what loudspeaker.
Available in the 2-, 4- or 4+2-channel version. It works with any loudspeaker (max 8") on our catalogue.

Code	V	Number of channels	W RMS	mm AxBxC
29.749.02	12	2	2x30	122x42x28
29.749.04	12	4	4x30	122x42x28
29.749.06	12	4+2 subwoofers	4x30 + 2x60 (subwoofers)	206x48x148

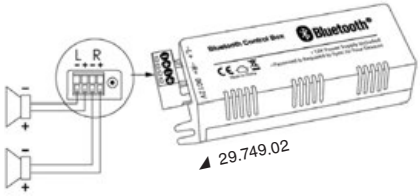

29.749.02

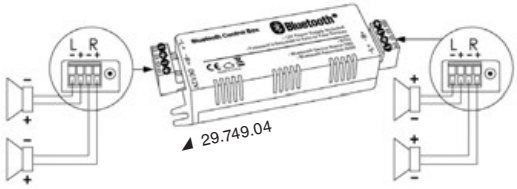

29.749.04

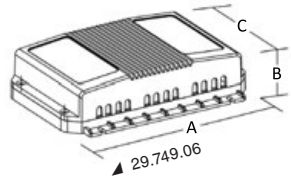

29.749.06

AQUATIC AV marine stereos

AQUATIC AV

29.548.75

AQUATIC AV Bluecube Media Player

The BlueCube is a high quality, robust and durable waterproof marine grade stereo designed to be installed hidden away out-of-sight. It plays music wirelessly via a Bluetooth enabled smartphone or MP3 device (wired connection can also be made with stereo RCA inputs). It features an onboard 288W amplifier capable of powering up to 8 x 4 ohm speakers. It controls music directly from the Bluetooth enabled device or with the radio remote control 29.548.77.

BLUECUBE technical specification:

- Device Control: smartphone, MP3, Bluetooth device or radio remote control 29.548.77.
- Inputs: Bluetooth, RCA stereo (1x3.5 W auxiliary jack).
- Outputs: 2 x RCA (4V).
- Power (max): 4 x 72 W (2 and 4 ohm stable)
- Amplifier type: Class A/B.
- Power Supply: 12V.
- Current Draw: 7A max (0.006A in Standby mode).
- Waterproof: IP65.
- Certifications: CE, RoHS, WEE, FCC.

29.548.77

29.548.82

Code	Description
29.548.75	Media Player Bluecube
29.548.77	Portable floating remote control with IP66 watertight USB cable, 12-m range, RF screen
29.548.82	Wired remote control, WR6 IP65 watertight cable

29.548.81

29.548.83

MP6 watertight tuner AQUATIC AV

IP65

- Supported Media: Bluetooth/USB/MP3/AM/FM/DAB (with adapter 29.548.83)/AUX (with rear USB connector).
- Display: TFT screen.
- Inputs: Bluetooth, 1xUSB, 1 pair of RCA.
- Outputs: 1 pair of 2V RCA pre-out.
- AM/FM Tuner: 18xFM and 12xAM pre-set memories, US/Euro frequencies.
- Power (max): 4x45W (4 Ohms), 4x72W (2 Ohms).
- Output voltage: 10.5 V – 14.4 VDC.
- IP65 waterproof.
- Accessories: clock (included).
- Additional features: stainless light alloy, silicone dashboard cover, 2 x external triggers (12V, 3A) for connection to amplifiers.

29.548.82

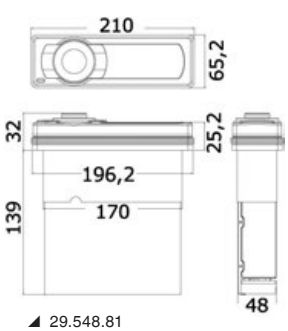

29.548.81

29.548.77

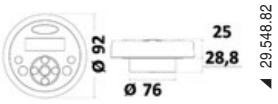

29.548.82

Code	Description
29.548.81	MP6 watertight tuner
29.548.82	IP65 watertight WR6 second station
29.548.95	Connection cable 7.2 m for 29.548.82
29.548.77	Portable remote control with IP66 watertight USB recharge cable, 12-m range, RF screen
29.548.83	Adapter for DAB reception

AQUATIC AV MP6 compact watertight tuner

IP65

- Supported Media: Bluetooth, USB, MP3, AM, FM, DAB (with adapter 29.548.83), AUX (with rear USB connector).
- Display: TFT screen.
- Inputs: Bluetooth, 1xUSB, 1 pair of RCA.
- Outputs: 1 pair of 2V RCA pre-out.
- AM/FM Tuner.
- Power (max): 4x45W (4 Ohms), 4x72W (2 Ohms).
- Output voltage: 10.5 V – 14.4 VDC.
- IP65 waterproof.
- Accessories: clock (included).
- Additional features: stainless aluminium, silicone dashboard cover, 2 x external triggers (12V, 3A) for connection to amplifiers.

Code	Description
29.548.79	Compact CP6 watertight tuner
29.548.82	IP65 watertight WR6 second station
29.548.77	Portable remote control with IP66 watertight USB recharge cable, 12-m range, RF screen
29.548.83	Adapter for DAB reception

◢ 29.548.77

◢ 29.548.79

◢ 29.548.83

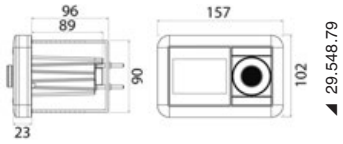

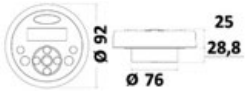

◢ 29.548.82

AQ-MP-5UBT-S watertight tuner AQUATIC AV

IP65

- Supported Media: IAP Bluetooth/USB/iPod/iPhone/MP3/AM/FM/AUX/ SIRIUS XM. It fits devices up to the size of Samsung Galaxy Note and iPhone 6 Plus
- iPod/ iPhone navigation: playlist, album, song, genre, composer, audiobook
- Device charging: via USB
- Display: 3'' colour screen with album artwork display
- Removable faceplate + watertight USB port
- Dual Zone Dual Source: Yes
- Inputs: 1xUSB front/inside, 1x3.5 mm jack, 1 pair of RCA Aux, Bluetooth
- Outputs: 1xRCA Sub-out, 2 pairs of 4V RCA pre-out
- AM/FM Tuner: 18xFM, 12xAM Pre-set memories, US/ Euro frequencies
- Power (max): 4x45W (4 Ohms), 4x72W (2 Ohms).
- Output voltage: 9.6 V – 14.4 VDC
- IP55 waterproof
- Chassis material: stainless steel
- Accessories: AQ-WR-5F remote control (sold separately), clock (included)
- Additional Features: internal dock lighting, 2xexternal triggers (12V DC, 350mA), DSP EQ, bass/treble, balance/ fader, volume, stainless steel mounting hardware.

Code	Description
29.548.90	watertight tuner
29.548.95	Connection cable 7.2 m for **29.548.90/91**

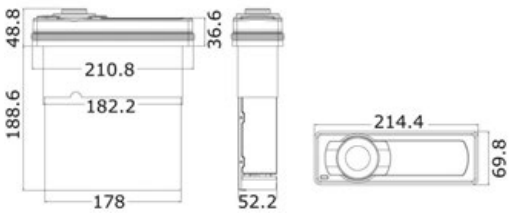

AQUATIC AV combined stereo, subwoofer and amplifier

Built-in 288W **amplifier** with electronic crossover powers both the **internal subwoofer** and up to four full-range speakers providing outstanding subwoofer performance.
It receives a stronger Bluetooth signal from smartphones and MP3 readers with Halo Aerial Technology. It can also be controlled via radio remote control 29.548.77.
- Device control: via Bluetooth, smartphone, MP3;
- Outputs: 2 x RCA (400 mV, 2/4 V);
- Power (max): 288 W (144 W + 144 W subwoofer);
- 125-20,000 Hz.

Subwoofer technical specification:
- calibrated door;
- Power (max): 144 W;
- 26-125 Hz.

Code	Description
29.548.60	Stereo + subwoofer + amplifier
29.548.77	Portable floating remote control with IP66 watertight USB cable, 12-m range, RF screen

◢ 29.548.60

◢ 29.548.77

FUSION Audio Devices

Stereo Fusion FUSION

With wireless Bluetooth technology and DAB antenna.
Anti-glare color display with a protection rating of IPx6 and IPx7.

Code	Fusion Code	Model	V	Power W		Display	Auxiliary input	USB source	IP degree	⟷ mm
				RMS	MAX					
29.850.01	010-02405-00	MS-RA60	12	4x22	4x45	LCD 2.3"	1 RCA OUT with amplifier	no	IPX6 / IPX7	157 x 68 x 81.2
29.850.02	010-01516-11	MS-RA70N	12	4x26	4x50	LCD 2.6"	2 RCA OUT with amplifier	Yes	IPX7	60 x 188 x 123.5
29.850.07	010-02250-00	MS-RA210	12	4x26	4x50	LCD 2.7"	2 RCA OUT with amplifier	Yes	IPX6 / IPX7	156 x 68 x 126.6

Apollo FUSION Stereo Series

Modern design and technology tailored for nautical use, to recreate the comfort of home even on a boat.
Ability to intuitively navigate through one's playlists and enjoy high-quality music.

Code	Fusion Code	Model	V	Power W		Display	Auxiliary input	USB source	IP degree	⟷ mm
				RMS	MAX					
29.850.03	010-01983-00	SRX400	12	2x43	2x70	Colour LCD 2.7"	no	no	IPX6 / IPX7	70 x 110 x 122
29.850.14	010-02346-50	MS-WB675	12	4x43	4x70	no	2 RCA	Yes	IPX2	130 x 130 x 56
29.850.05	010-02138-00	MS-RA670	12	4x43	4x70	Colour LCD 2.7"	1 RCA	Yes	IPX6 / IPX7	68 x 157 x 123
29.850.06	010-01905-00	MS-RA770	12	4x43	4x70	Colour LCD touchscreen 4.3"	2 RCA	Yes	IPX6 / IPX7	82 x 192 x 119.4

FUSION Amplifiers

FUSION Amplifiers

Built to last in the harsh marine environment. Characterized by excellent performance and unmatched moisture resistance.
The amplifiers are also in class D for greater efficiency with lower consumption and excellent power.

Code	Fusion Code	Model	V	Number of Channels	Maximum Power W	A	⟷ mm
29.842.01*	010-02569-00	MS-APDA214	12	2	140	16	47.5 x 100 x 115
29.842.02	010-01500-00	MS-AM504	12	4	500	50	366 x 299 x 53
29.842.03	010-01969-00	SG-DA41400	12	4	1400	80	300 x 210 x 50
29.842.04	010-01968-00	SG-DA51600	12	5	1600	80	300 x 210 x 50
29.842.05*	010-02284-65	MS-AP61800	12	6	1800	125	62 x 297 x 229.3

* *Compatible only with Apollo stereo series RA770, RA670, SRX400, WB670*

FUSION Speakers

Speakers FUSION Series EL

These speakers are developed and designed for high-quality audio reproduction with simple installation. Sold as a pair.

Code	Fusion Code	Model	Grid colour	Dimensions	Power W		Frequency Hz-kHz	Efficiency Db
					RMS	MAX		
29.844.01	010-02080-02	EL-F653W	white	6.5"	20	80	45-16	88
29.844.02	010-02080-11	EL-F653B	Black	6.5"	20	80	45-16	88



FUSION Series Flush Mount Speakers

These speakers are developed and designed for high-quality audio reproduction with a minimal design and flush installation to better complement the lines of modern boats. Sold in pairs.

Code	Fusion Code	Model	Grill color INCLUDED	Dimensions	Power W		Frequency Hz-kHz	Efficiency Db
					RMS	MAX		
29.845.01	010-02299-00	FM-F65RW	white	6.5"	30	120	100-18	87
29.845.11	010-02299-01	FM-F65RB	Black	6.5"	30	120	100-18	87
29.845.02	010-02300-00	FM-F77RW	white	7.7"	50	200	80-18	91
29.845.12	010-02300-01	FM-F77RB	Black	7.7"	50	200	80-18	91

Speakers FUSION XS Classic

These speakers are designed for high-performance acoustics and enhanced protection from environmental conditions. Sold in pairs.

Code	Fusion Code	Model	Grid colour	Dimensions	Power W RMS	Power W MAX	Frequency Hz-kHz	Efficiency Db
29.843.01	010-02199-00	XS-F40CWB	White + black	4"	30	120	100-18	87
29.843.02	010-02196-00	XS-F65CWB	White + black	6.5"	50	200	80-18	91
29.843.03	010-02197-00	XS-F77CWB	White + black	7.7"	60	240	70-18	92

◢ 29.843.01

◢ 29.843.02/03

Speakers FUSION XS Sport

Style and optimal audio quality for a midrange product.
RGB lights provide an engaging atmosphere. Sold in pairs.

Code	Fusion Code	Model	Grill color INCLUDED	Dimensions	Power W RMS	Power W MAX	Frequency Hz-kHz	Efficiency Db	LED lighting
29.843.04	010-02196-20	XS-FL65SPGW	White + Grey	6.5"	50	200	80-18	91	RGB
29.843.05	010-02197-00	XS-FL77SPGW	White + Grey	7.7"	60	240	70-18	92	RGB

New FUSION Apollo Speakers

These speakers are designed and optimized to deliver immersive, high-fidelity audio during your water sport activities, even at high-speed.
With premium CRGBW lighting to create exciting atmospheres. Sold in pairs.

Code	Fusion Code	Grill color INCLUDED	Dimensions	Power W RMS	Power W MAX	Frequency Hz-kHz	Efficiency Db	LED lighting
29.846.13	010-02918-01	white	6.5"	75	300	70-22	90	CRGBW
29.846.14	010-02918-03	grey	6.5"	75	300	70-22	90	CRGBW
29.846.15	010-02918-11	white	7.7"	100	400	60-22	91	CRGBW
29.846.16	010-02918-13	grey	7.7"	100	400	60-22	91	CRGBW
29.846.17	010-02918-21	white	8.8"	130	520	50-22	91	CRGBW
29.846.18	010-02918-23	grey	8.8"	130	520	50-22	91	CRGBW

Optional grids available on request.

◢ 29.846.14/16/18

◢ 29.846.13/15/17

Speakers FUSION Signature Classic

Style and optimal audio quality for a top-of-the-range product. Sold in pairs.

Code	Fusion Code	Model	Grill color INCLUDED	Dimensions	Power W RMS	Power W MAX	Frequency Hz-kHz	Efficiency Db
29.846.01	010-02771-00	SG-F653W	white	6.5"	75	230	70-22	90
29.846.02	010-02772-00	SG-F773W	white	7.7"	75	230	60-22	91

FUSION Subwoofers

FUSION subwoofer

An appealing design combined with unique bass power.

Code	Fusion Code	Series	Grill color INCLUDED	Dimensions	Power W RMS	Power W MAX	Frequency Hz-kHz	Efficiency Db	LED lighting
29.849.01	010-02301-00	Flush Mount	white	10"	120	400	30-2	86	no
29.849.02	010-02198-00	XS	Black and White	10"	120	600	30-2	86	no
29.849.03	010-02198-20	XS	White and Grey	10"	120	600	30-2	86	RGB
29.849.04	010-02774-00	Signature	white	10"	300	600	30-2	86	no
29.849.15 New	010-02918-41	Apollo	white	10"	300	600	30-2	86	CRGBW
29.849.16 New	010-02918-43	Apollo	grey	10"	300	600	30-2	86	CRGBW
29.849.17 New	010-02918-51	Apollo	white	12"	700	1400	20-2	86	CRGBW
29.849.18 New	010-02918-53	Apollo	grey	12"	700	1400	20-2	86	CRGBW

◢ 29.849.02

◢ 29.849.01

◢ 29.849.04

◢ 29.849.03

◢ 29.849.15/17

◢ 29.849.16/18

New Garmin Spectra

Garmin Spectra allows boat owners to have full control over the lighting of the entire vessel, including LED lights for stereos, subwoofers, and wake towers from JL Audio and Fusion®, as well as LED strips, courtesy lights, underwater lights, cup holders, and much more. When paired with a Fusion Apollo™ stereo, it controls the scene selection and LED effects directly from the stereo. For top-level onboard entertainment, you can navigate to the rhythm using the synchronization mode of LED lights and music tracks.
Easy to install and configure thanks to the NMEA 2000® network, the new control module integrates perfectly with the existing lights on the boat and, due to its compact design, can be easily installed even in tight spaces. Available with one or three outputs (< 2 amps per output), it offers a unique and modular design that allows boat owners to add more lights and expand the system even after the initial setup.

Code	GARMIN Code	Model	|⟷| cm	Channels
29.870.01	010-02829-00	Garmin Spectra™ LC102	11.3 x 5.2 x 4.7	1
29.870.03	010-02829-01	Garmin Spectra™ LC302	19.7 x 5.2 x 4.7	3

Radio panels

OSCULATI

Radio/stereo watertight front panel

Universal for all radios, made in compliance with DIN (European) standards and SAE (US) standards.

Code	Overhang mm	|⟷| mm
29.735.00	46	230x86

Boating stereo speakers

OSCULATI

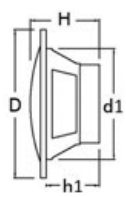

◢ 29.741.XX

◢ 29.741.02/04/06/08

◢ 29.741.02/04/06/08

◢ 29.741.01/03/05/07

Pair of dual cone speakers

WATERPROOF | UV RESISTANT

With ABS casing and polypropylene cone.

Code	Colour	Type	Power W RMS	Power W MAX	Response frequency Hz	Sensitivity Db	Minimum compass distance m	|⟷| mm D	d	H	h
29.741.01	white	3"	20x2	40x2	100-20000	90	0.80	104	73	53.5	38.5
29.741.02	Black	3"	20x2	40x2	100-20000	90	0.80	104	73	53.5	38.5
29.741.03	white	4"	30x2	60x2	60-20000	90	0.80	129	94	70	53.5
29.741.04	Black	4"	30x2	60x2	60-20000	90	0.80	129	94	70	53.5
29.741.05	white	5.25"	40x2	80x2	50-20000	90	0.80	157	124	75	53.5
29.741.06	Black	5.25"	40x2	80x2	50-20000	90	0.80	157	124	75	53.5
29.741.07	white	6.5"	60x2	120x2	50-20000	91	1.40	180	150	82	61
29.741.08	Black	6.5"	60x2	120x2	50-20000	91	1.40	180	150	82	61

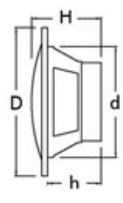

◢ 29.743.01/03/05

◢ 29.743.02/04/06

Dual cone stereo speaker pair

WATERPROOF | UV RESISTANT

With ABS casing and polypropylene cone.

Code	Colour	Type	Power W RMS	Power W MAX	Response frequency Hz	Sensitivity Db	Minimum compass distance m	|⟷| mm D	d	H	h
29.743.01	white	5.25"	2x40	2x80	80-20000	90	1.00	166	121	83	57
29.743.02	Black	5.25"	2x40	2x80	80-20000	90	1.00	166	121	83	57
29.743.03	white	6.5"	2x60	2x120	60-20000	91	1.40	192	138	98	65
29.743.04	Black	6.5"	2x60	2x120	60-20000	91	1.40	192	138	98	65
29.743.05	white	8.0"	2x90	2x180	40-20000	91	1.40	232	184	124	89
29.743.06	Black	8.0"	2x90	2x180	40-20000	91	1.40	232	184	124	89

Pair of ultra-flat stereo speakers with dual cone

WATERPROOF **UV RESISTANT**

ABS case, polypropylene cone. Ultra-flat version for **minimum recess**.

Code	Colour	Type	Power W		Response frequency Hz	Sensitivity Db	Minimum compass distance m	⟷ mm			
			RMS	MAX				D	d	H	h
29.742.01	white	4"	10x2	20x2	90-18000	90	0.80	133	95	38	23
29.742.02	Black	4"	10x2	20x2	90-18000	90	0.80	133	95	38	23
29.742.03	white	5.25"	20x2	40x2	80-18000	90	0.80	162.5	119	39.5	23
29.742.04	Black	5.25"	20x2	40x2	80-18000	90	0.80	162.5	119	39.5	23
29.742.05	white	6.5"	30x2	60x2	60-18000	91	1.00	186	135	40	23.5
29.742.06	Black	6.5"	30x2	60x2	60-18000	91	1.00	186	135	40	23.5

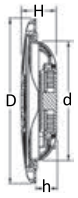

◢ 29.742.02/04/06

◢ 29.742.01/03/05

Pair of 2-way speakers

OSCULATI

WATERPROOF

2-way speakers (for an improved acoustic performance) with separate tweeter.
Designed for indoor and outdoor use.
Min. distance from the compass: 1.1 m.

Code	Colour	Ø A mm	Ø B mm	D mm	Power W		Frequency Hz	Ohm	Strong Magnets
					Rms	Max			
29.740.01	white	160	125	57	20+20	30+30	80-20000	4	y25
29.740.02	white	188	144	57	25+25	40+40	95-25000	4	y25

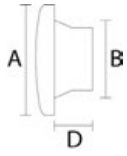

Pair of two-way stereo speakers, Slim version, depth 23 mm

OSCULATI

WATERPROOF

Two-way system (for better performance to lows and highs) with separate tweeter. For indoor and outdoor use.
Min. distance from the compass: 1 m.

Code	Colour	Ø A mm	Ø B mm	C mm	Power W (torque)		Frequency Hz
					Rms	Max	
29.721.99	white	150	120	23 *	40	60	60 - 18000
29.721.98	Black	150	120	23 *	40	60	60 - 18000

* *Designed for installation with little recess depth*

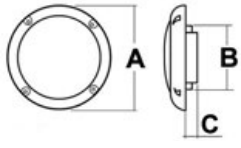

◢ 29.721.98

◢ 29.721.99

RIVIERA stereo speaker pair

NON MAGNETIC / AMAGNETICHE **WATERPROOF**

UV-resistant, with ferrite magnet.

Code	Colour	Type	W	Db	RsHz	Ohm
29.168.00	white	Double-cone	80	90	55-16000	4
29.168.20	white	Two-way	120	90	50-20000	4

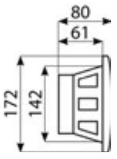

SOUND MARINE™

Ultra Slim Speaker

IP65

Ultra-flat, with a recess depth of **only 25 mm**, waterproof **IP65**. Made with the new CUTTING EDGE technology that drastically reduces the depth of the cones while ensuring excellent acoustic performance. Minimum distance from the compass: 1 m. Sold individually.

Code	Colour	Ø A mm	Ø B mm	Recess Ø mm	C mm	Power W (cp)		Response frequency Hz	Sensitivity
						Rms	Max		
29.723.03	white	180	70	132	25	15	30	70 Hz - 15 KHz	89+- 2 dB

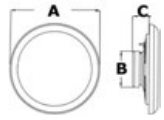

OSCULATI

Pair of two-way amagnetic speakers

AMAGNETICHE/NON-MAGNETIC | WATERPROOF

Non-magnetic models (designed not to disturb instruments or compasses), two-way system (for better performance to highs and lows), fitted with separate tweeter. For indoor and outdoor uses.

Code	Colour	Ø A mm	Ø B mm	C mm	D mm	Power W (torque)		Frequency Hz	Ohm
						Rms	Max		
29.722.00	white	180	128	90	60	60	100	60 - 22000	4

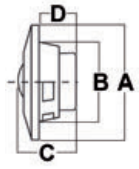

OSCULATI

Pair of two-way speakers with programmable multicolor LEDs

WATERPROOF | UV RESISTANT | LED RGB

2-way loudspeakers with RGB multicolour LED lights programmable by means of the included radio remote control. 2-way loudspeakers offer better bass performance. ABS case and polypropylene diaphragm.

◢ 29.747.02/04

◢ 29.747.02/04

Code	Colour	Power W		Response frequency Hz	Sensitivity dB	⟷ mm			
		Rms	Max			D	d1	H	h
29.747.01	white	30x2	80x2	80-20000	90	166	121	83	57
29.747.02	Black	30x2	80x2	80-20000	90	166	121	83	57
29.747.03	white	50x2	120x2	60-20000	91	192	138	98	65
29.747.04	Black	50x2	120x2	60-20000	91	192	138	98	65

◢ 29.747.01/03

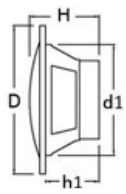

Subwoofer

WATERPROOF **UV RESISTANT**

With ABS casing and polypropylene cone.

Code	Type	Colour	Power W		Response frequency Hz	Sensitivity Db	Minimum compass distance m	mm			
			Rms	Max				D	d	H	h
29.744.01	8"	white	100	200	40 - 10000	90	1.40	254	187	122	90
29.744.02	8"	Black	100	200	40 - 10000	90	1.40	254	187	122	90
29.744.05	10"	white	250	500	30 - 10000	92	1.40	268	229	182	142

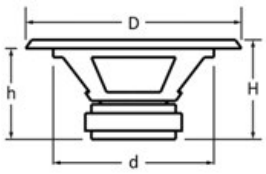

Pair of two-way stereo speakers for indoors

Recessless adjustable bracket mounting.

Code	Type	Colour	Power W		Response frequency Hz	Sensitivity dB	mm AxBxC
			Rms	Max			
29.746.01	3"	white	40x2	80x2	100-20000	90	149x96x95
29.746.02	3"	Black	40x2	80x2	100-20000	90	149x96x95
29.746.03	4"	white	60x2	120x2	80-20000	90	206x140x120
29.746.04	4"	Black	60x2	120x2	80-20000	90	206x140x120

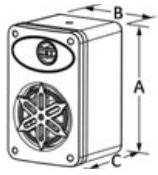

Pair of 2-way stereo speakers CABINET series for outdoor/ indoor

LOW MAGNETIC **WATERPROOF IP65**

Low magnetic impedence (to prevent compass/instrument interference), 2-Way coaxial with high acoustic quality.
Supplied with stainless steel coated adjustable bracket

Code	Colour	Power W (torque)		Frequency Hz	Sensitivity
		Rms	Max		
29.730.01	white	30+30	60+60	75-20000	90 ± 2 dB 1watt/1m
29.730.11	Black	20+20	40+40	75-20000	90 ± 2 dB 1watt/1m

Bluetooth compatible (with amplifier 29.749.0x)

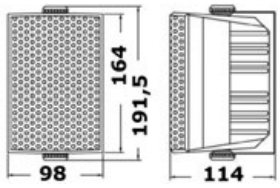

Marine loudspeakers/amplifiers, for external use

Water-proof, rust-proof, fitted with **ABS** body.

Code	Power	Ohm	Ø mm	Depth mm	
29.003.00	10 Watt 110 dB	8	138	135	450
29.003.02	30 Watt 120 dB	8/16	200x120x235	-	1200

GLOMEX digital terrestrial TV antennas (omnidirectional and directional)

White antenna	Black antenna	Model name	Ø mm	Height mm	Base Ø mm	g	Reception angle	Impedance	DAB	Frequency range	Average gain	Consumption	Supply	Gain adjustment	TV set max	Termination
29.926.20	**29.926.21**	Talitha V9125AGCU/ DAB20	250	120	25	350	360°	75 Ω	Yes	87,5/774 MHz	23 dB	180 mA	12-24 Vdc	Automatic	2	25-mm female
29.925.20	**29.925.21** New	Nashira V9112AGCU/ DAB20	370	495	25	975	360°	75 Ω	Yes	87,5/774 MHz	24 dB	180 mA	12-24 Vdc	Automatic	2	25-mm female
29.924.01	**29.924.02**	Avior VT300	100	210	25	250	360°	75 Ω	no	40/890 MHz	21 dB	20 mA	12 Vdc	no	1	25-mm female
29.926.50	**29.926.51** New	Altair V9126AGCU	250	300	25	430	360°	75 Ω	Yes	87,5/774 MHz	24 dB	180 mA	12-24 Vdc	Automatic	2	25-mm female
29.924.04	**29.924.05** New	Mizar AGC / DVB-T2	140	200	25	500	360°	75 Ω	no	87,5/774 MHz	20 dB	60 mA	12-24 Vdc	Automatic	2	25-mm female


◢ 29.926.20

◢ 29.925.21

◢ 29.924.01

◢ 29.924.05

◢ 29.926.50

BALLADE Supergain digital TV antenna

DBVT/TNT/HDTV TV omnidirectional antenna.
Technical data:
* 75 Ω impedance
* 170/890 mHz frequency
* 23.5 dB gain
* 20 mA power consumption
* Radome
* Horizontal polarization.

Code	V	⟷ mm	g
29.924.03	12	Ø 70 x 165 h	110

◢ 29.926.20

◢ 29.926.21

◢ 1.5-m TV cable

◢ 20-m coaxial cable

GLOMEX Talitha AGC/DAB/AM-FM TV antenna

Digital terrestrial TV antenna fitted with automatic gain control amplifier (AGC Automatic Gain Control), which amplifies the signal gain when necessary, and built-in LTE filter. Dual TV output, but if matched with an optional splitter, it connects an additional TV set on board or a TV set and an AM-FM radio receiver.

Code	Colour	Type	V	Ø mm	Height mm	g	Coaxial cable included from m
29.926.20	white	AGC DAB	12/24	250	120	350	20
29.926.21	Black	AGC DAB	12/24	250	426	405	20

◢ Automatic gain control

◢ 29.925.21

◢ 29.925.20


◢ 1.5-m TV cable

◢ 20-m coaxial cable

GLOMEX Nashira AGC/DAB/AM-FM TV antenna

Digital terrestrial TV antenna fitted with automatic gain control amplifier (AGC Automatic Gain Control), which amplifies the signal gain when necessary, and built-in LTE filter. Dual TV output, but if matched with an optional splitter, it connects an additional TV set on board via ether or a TV set and an AM-FM radio receiver. The new DAB models stand out for their innovative automatic gain control amplifier and the 'shark fin' for receiving DAB frequencies (last generation Digital audio Broadcasting). 12/24 V power, 370-mm Ø, 185-mm height, 900-g weight. It includes a 20-m cable and a 1.5-m cable to connect the AGC amplifier to the TV set.

Code	Colour	Type	V	Ø mm	Height mm	g	Coaxial cable included from m
29.925.20	white	AGC DAB	12/24	370	495	975	20
29.925.21 New	Black	AGC DAB	12/24	370	495	975	20

◢ Automatic gain control amplifier

GLOMEX Avior TV/AM-FM antenna

Code	Colour	Type	V	Ø mm	Height mm	g	Coaxial cable included from m
29.924.01	white	VT300	12	100	210	250	10
29.924.02	Black	VT300	12	100	210	250	10

◢ 1.5-m TV cable

◢ 10-m coaxial cable

◢ 12V power supply

◢ Nylon support

◢ 29.924.02

◢ 29.924.01

DVB-T2 Mizar AGC omnidirectional TV antenna

Design similar to weBBoat Lite.
Technical data:
* 75 Ω impedance
- 87.5/774 mHz frequency.
- 20 dB (automatic) gain.
- 60 mA power consumption.
- Max 2 pairing TVs.
- 360° reception angle.
- 1"x14 base thread (any base plate on our catalogue will match).

Code		Colour	V	Ø mm	Height mm	g
29.924.04		white	12/24	140	200	500
29.924.05	New	Black	12/24	140	200	500

29.142.00 *AGC - Automatic Gain Control*
29.143.00 *"Gold Platea" female connector (2 pcs)*

◢ 29.924.05

◢ 29.924.04

◢ 29.143.00

◢ 29.142.00

GLOMEX Altair AGC TV antenna

This antenna supplies an excellent signal both in horizontal or vertical polarization thanks to the container antenna that allowed to mount the vertical element inside. Fitted with gain automatic adjustment amplifier and 12/24 V power unit. 20-meter coaxial cable. Input for 2 TVs, via ether, cable or video/recorder. Fixing base included.

Code		Colour	V	Ø mm	Height mm	g	Coaxial cable included from m
29.926.50		white	12/24	250	300	430	20
29.926.51	New	Black	12/24	250	300	430	20

◢ 1.5-m TV cable

◢ 20-m coaxial cable

◢ Nylon support

◢ 29.926.51

◢ Automatic gain control amplifier

◢ 29.926.50

Accessories for TV antennas

Code	Description	Bore Ø mm	⟷ mm	For antennas Glomex	For antennas Osculati
29.927.01	Stainless steel base for flat mounting	25	126	Nashira	29.925.20
29.927.00	Stainless steel base for flat mounting	25	150	Avior Nashira Talitha	29.924.01 29.925.20
29.917.30	Stainless steel masthead base	25	-	Nashira	29.925.20
29.912.30	Stainless steel masthead base	25	-	Talitha Avior	29.926.20 29.924.01
29.925.05	2-way splitter	-	-	Talitha Nashira	29.926.20 29.925.20
29.925.06	AM/FM radio cable (F male connector to Motorola socket)	-	3600	-	-

◢ 29.927.00

◢ 29.927.01

◢ 29.912.30

◢ 29.917.30

◢ 29.925.06

◢ 29.925.05

GLOMEX satellite TV antennas

GLOMEX Rhea NEO satellite TV antenna

Rhea NEO is the new FULL-HD/4K wireless-operated satellite TV antenna with 47-cm dish diameter.
As all Glomex NEO antennas, Rhea features refurbished new-generation technology and mechanic elements for a very fast satellite reception even in heavy seas: more powerful processor, faster driver and sturdier frame. The new electronic parts have been designed to ensure very silent operation both during satellite search and tracking.
The new NEO satellite TV antennas have a standard GPS sensor and antenna for storage of previous navigation routes and high performance signal reception even at the borders of the coverage areas.
Rhea NEO is operated by the free Glomex SAT TV App compatible with iOS and Android devices. Download the App and connect via Bluetooth® to the NEO sat antenna and a single click will allow you to:
- Update the antenna satellite list.
- Select and switch satellites.
- Update the antenna software.
- Share your antenna operation parameters with the customer service in case of need.

Code	Antenna disk diameter mm	Dimensions Radome mm	kg	Tracking rate	Average gain	Dish type	Frequency range	Supply	Full elevation range	Type of stabilization	Min EIRP	Control unit
29.923.42	470	500x560	8	50°/sec	35	prime focus + HPD	10.7 - 12.75 GHz LNB universal	12-24 Vdc (1.5 Ah)	0° - 90 °	gyro on 2 axes + 3rd axis	49 dBW	3 satellites + endless list

GLOMEX Saturn 4 NEO satellite TV antenna

Saturn 4 NEO is the new FULL-HD/4K wireless-operated satellite TV antenna with a 47-cm diameter dish for max 16 TV outputs at a time.
As all Glomex NEO antennas, Saturn 4 features new-generation technology and refurbished mechanics for a very fast satellite reception even in heavy seas: more powerful processor, faster driver and sturdier frame. The new electronic parts have been designed to ensure very silent operation both during satellite search and tracking.
The new NEO satellite TV antennas have a standard GPS sensor and antenna for storage of previous navigation routes and high performance signal reception even at the borders of the coverage areas.
Saturn 4 NEO is operated by the free Glomex SAT TV App compatible with iOS and Android devices. Download the App and connect via Bluetooth® to the NEO sat antenna and a single click will allow you to:
- Update the antenna satellite list.
- Select and switch satellites.
- Update the antenna software.
- Share your antenna operation parameters with the customer service in case of need.

Code	Antenna disk diameter mm	Dimensions Radome mm	kg	Tracking rate	Average gain	Dish type	Frequency range	Supply	Full elevation range	Type of stabilization	Min EIRP	Control unit
29.923.52	470	500x560	13	50°/sec	35 dB	prime focus + HPD	10.7 - 12.75 GHz LNB universal	12-24 Vdc (2.5 Ah)	5° - 90 °	gyro on 2 axes + 3rd axis	49 dBW	3 satellites + endless list

GLOMEX Mars 4 Skew NEO satellite TV antenna

DVB S2 FULL HD

Mars 4 Skew NEO in the new FULL-HD/4K TV wireless-operated satellite antenna with automatic SKEW, 60-cm dish, for max 16 outputs at a time.
Like all Glomex "NEO" satellite TV antennas, Mars 4 Skew is equipped with a super-fast satellite locking system even under extreme rough sea conditions, thanks to next-generation electronics and renewed mechanics: more powerful processor, faster driver, and stronger structure.
Moreover, the new electronics have been designed to have extremely quiet satellite TV antennas, both in the search for the satellite and in tracking.
The new NEO satellite TV antennas have a standard GPS sensor and antenna for storage of previous navigation routes and high performance signal reception even at the borders of the coverage areas.
Mars 4 Skew NEO is operated by the free Glomex SAT TV App compatible with iOS and Android devices. Download the App and connect via Bluetooth® to the NEO sat antenna and a single click will allow you to:
- Update the antenna,
- Update the satellite list of the antenna,
- Select and change satellites,
- Send the operating parameters of the antenna to technical support if necessary.



◢ 29.929.00

◢ Active multiswitch with 4 H/V outputs INCLUDED

◢ Synthetic rubber anti-vibration seal INCLUDED

◢ Coaxial cable RG6/75 ohm antenna connection unit and cable connection to decoder INCLUDED

◢ Control unit 12/24 V INCLUDED

Code	Antenna disk diameter mm	Dimensions Radome mm	kg	Tracking rate	Average gain	Dish type	Frequency range	Supply	Full elevation range	Type of stabilization	Min EIRP	Control unit
29.923.62	600	660x660	15.5	50°/sec	36.5 dB	prime focus + HPD	10.7 - 12.75 GHz LNB universal	12-24 Vdc (3 Ah)	5° - 90 °	gyro on 2 axes + 3rd axis	47 dBW	3 satellites + endless list

29.929.00 *Optional stainless steel support with variable tilt*

GLOMEX spare radome

To be combined with existing antennas for better design or as new cover.

Code	⟷ mm	For antennas	
		Glomex	Osculati
29.923.90	500x560	Rhea	**29.923.41**
29.923.91	660x660	Mars	**29.923.61**
29.923.92	500x560	Saturn	**29.923.51**

Tilting stainless steel support for GLOMEX TV antennas

Code **29.923.95**

Electro-polished stainless steel support for satellite and directional TV antennas.
For perfectly vertical position of the antenna when the mounting surface isn't perfectly horizontal.
0 to 5° tilting ray. It comes with 2 rubber gaskets.

Satellite coverage areas of each Glomex antenna

The performance of satellite antennas depends on the weather conditions, on the navigation area and on the dimensions of the antenna itself (the size of the satellite dish shall be suitable to receive the signal in the areas chosen).

Code	Model
29.923.42	Rhea
29.923.52	Saturn
29.923.62	Mars

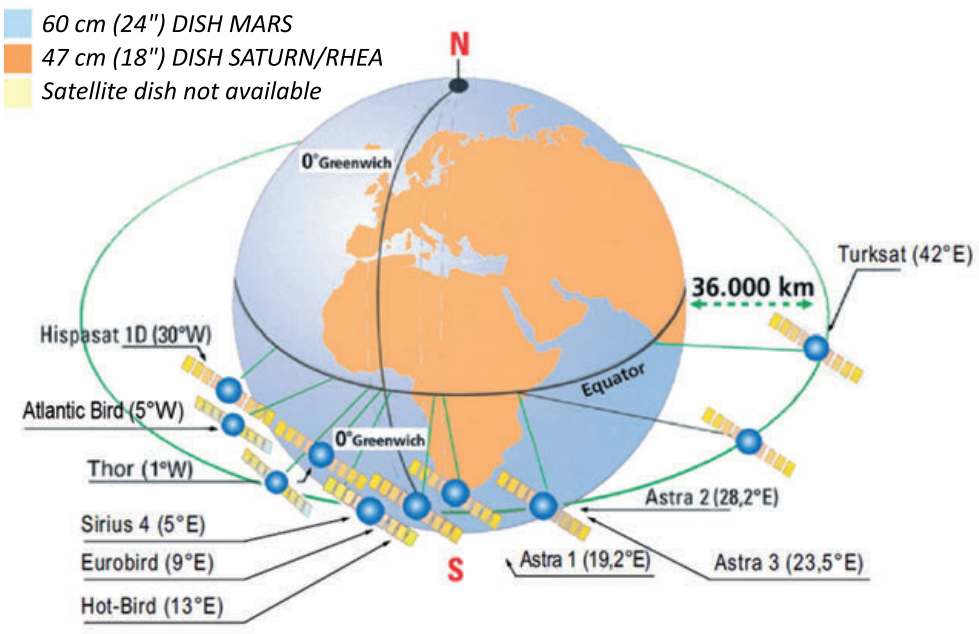

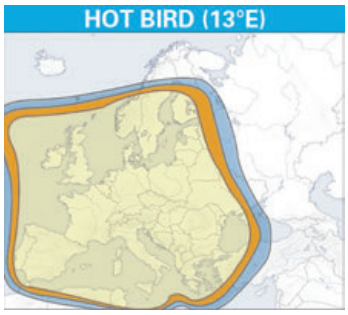

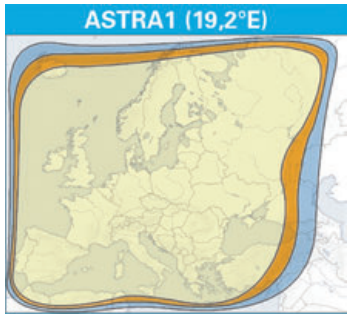

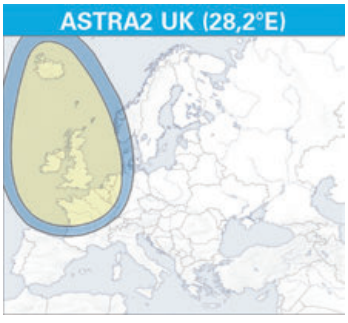

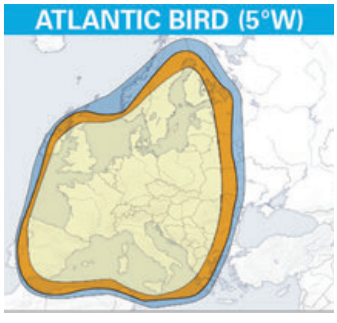

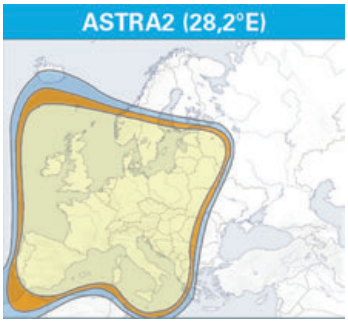

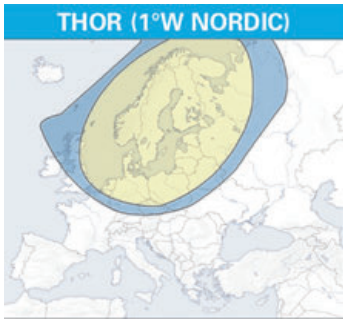

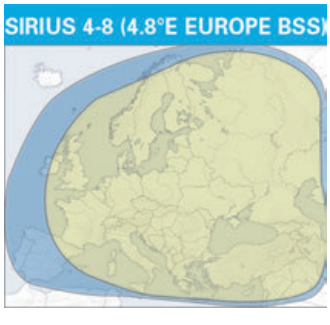

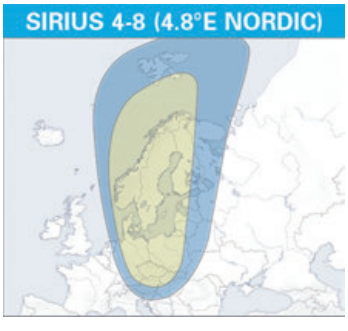

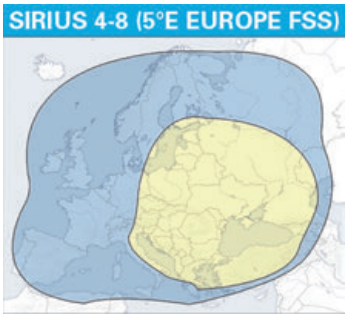

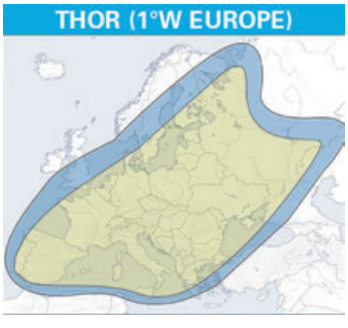

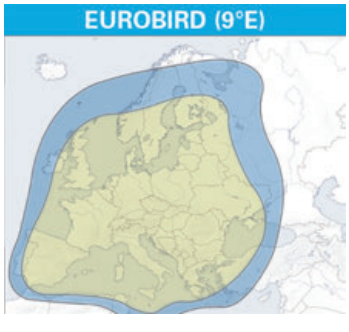

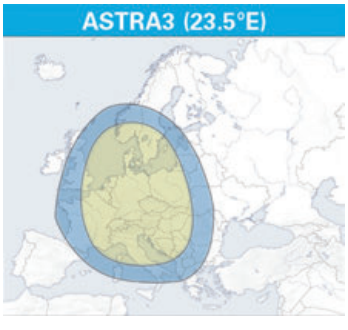

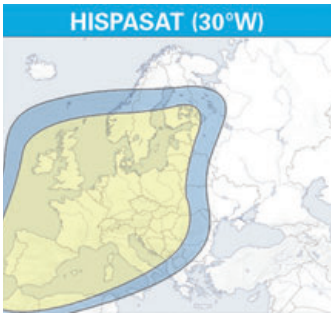

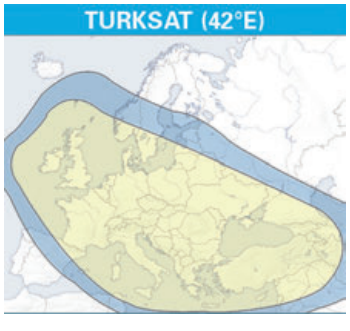

AM/FM antennas

Free cable FM/AM antenna

Code **29.128.15**
Dipole antenna L'MRANT10, minimal but sufficient for adequate radio reception. Impedance 75 ohms. Total length: 104 cm

Internal FM/AM antenna

Code **29.128.16**
Cable 2.20 m. Frequency 76-110 MHz. Impedance 75 Ω.

SCOUT AM/FM antenna, 90 cm

Code **29.719.00**
90-cm length. 88/108 mHz frequency. 75-ohm impedance. Equipped with 4-m cable.

GLOMEX AM/FM compact and flexible rubber antenna

Code **29.128.10**
Impedance 93 Ω, extremely compact and flexible (length 30 cm) designed as a standard antenna for hulls with radio preparation. Complete with base and 3-meter cable, made of UV-resistant nylon.

GLOMEX AM/FM Antenna 240 cm

Code **29.128.80**
Impedance 93 Ω, very high quality, length 240 cm, designed to be used with standard VHF antennas with standard size of 2.40 meters; uses all standard plastic bases, made of chromed brass stainless steel, fitted with thread size 1"x14 and 6 meter cable.

Splitter RA201 radio - GLOMEX



Code **29.448.00**
It receives AM/FM broadcast (identifying floating signal) through the VHF antenna.

GLOMEX AM/FM antenna, 150 cm

Code **29.128.06**
150-cm length. Fit with 6-m cable and MOTOROLA plug. 88/108-mHz frequency. Same look as VHF antenna 29.996.05 and CB 29.920.00.

SCOUT AM/FM flexible antenna

Made of UV-resistant vynil, it is very flexible and can be removed from its base. Watertight base. The antenna is supplied with 4-m cable + jack.

Code	Description	Length cm
29.128.11	AM-FM antenna	25

VHF antennas and CB

GLOMEX RA106/109 SB KIT antenna for VHF

Code **29.106.00**

In **stainless steel** tapered, length 90 cm, model **universal** for sail or motor hulls. It comes with a connection kit for classic swivel bases, with a bracket for mounting at the masthead + waterproof cable gland 29.140.00 + connector protector 29.138.00. The RG-58 cable, through a special system, does not need to be soldered, but is inserted into the base with utmost ease. Gain 3 db. weight 180 g. **Supplied without cable.**
Can you install the wind indicator 29.106.04?

GLOMEX VHF RA121 antenna

Code **29.996.07**

Low-profile VHF antenna, looking identical to the Avior 29.924.01 TV antenna. Complete with 9m RG58CU cable + PL259 connector + mounting base. Gain 1dB, maximum input power 50W. Vertical polarization.

GLOMEX VHF RA124 antenna

Code **29.996.08**

VHF antenna with the same look as the TV antenna Altair 29.926.50. Complete with 9 m RG58 cable + PL259 connector + mounting base. Gain 1 dB, maximum input power 50 W. Vertical polarization.

Wind vane indicator

Code **29.106.04**

Made of **plastic**, fitted with bowline sectors, for fitting over antenna model 29.106.00

GLOMEX mini antenna for VHF/AIS. 14-cm length RA 111

Code **29.106.30**

1-db gain. Recommended for racing boats. It includes 18-m cable and bracket.

VHF SCOUT KM-4 Windex ready 1.0 m antenna

WINDEX READY

Code **29.312.00**

VHF antenna length 1.0 m, frequency 156-162 MHz, power 50W, gain 3dB. Fiberglass whip, chrome-plated brass tip specially designed to install Windex 15 (not included). Allows freeing up space at the masthead by installing VHF antenna and Windex at the same point. Supplied with 3 mm thick stainless steel bracket. Supplied with female N-type connector.

GLOMEX RA 400 VHF antenna

Made of **fibreglass**, designed for VHF radio telephones, 1.5-m long. 3-db gain, 100W max. applicable power. **Supplied without base**.

Code	Coaxial cable RG 58 of 4.5 m	Soldering connector	Suitable for	Colour
29.996.05	Included	29.903.10	Motorboats	White
29.996.06	Included	29.903.10	Motorboats	Black

GLOMEX VHF antenna. treaded at the base RA 106

Code **29.106.20**

Space-saving antenna solution in case of berthing or stowage of the vessel. 90-cm length, 3-db gain, nylon articulated base 29.135.00, 4.5-m cable, PL259 final connector, failead 29.140.00, connector protector 29.138.00.

29.138.00

29.140.00

29.135.00

GLOMEX - RA 1206 VHF antenna

Code **29.996.00**

Made of **white fibreglass**, suitable for VHF radio-telephones, 2.40-m long, it comes with a 4.5-m RG-58 coaxial cable and chromed-brass connector. 6-dB gain. 100W maximum input power. Model designed for motor boats. **Chromed-brass** metal parts. **It is supplied without base**.

GLOMEX Glomeasy Line super-compact VHF antenna

Minimal and inconspicuous look.

white	Black	Length mm	dB	Max input power
29.994.01	29.994.02	250	3	50



29.138.00	*Watertight connector protectors*
29.140.00	*Nylon deck fairlead*
29.800.10	*RG8X 3-m cables*
29.800.11	*RG8X 6-m cables*
29.800.12	*RG8X 12-m cables*
29.800.13	*RG8X 18-m cables*
29.800.14	*RG8X 25-m cables*
29.990.16	*3-bore thread base plate*
29.990.19 New	*Stainless steel deck base*
29.990.20	*RA 352 connector to screw on cables 29.800.10/1/12/13/14 for snap connection to PL259 VHF Radio*
29.990.25	*5/8"x24 fitting to plug to antennas 29.990.01/02/03 for compatibility with standard antenna base, 1"/14 thread*
29.990.17	*AISI316 stainless steel articulated base with built-in fairlead*

SCOUT removable ultra-compact VHF antenna

FOAM INJECTED

100% waterproof fiberglass VHF antenna. IP69 rating. It can be easily screwed off its support.
UV-resistant coating and watertight internal gasket that prevents water ingress.
It comes with its support and mounting kit.

Code	Length mm	kg	Max applicable power W	Gain dB	Coaxial cable m	Base Ø mm
29.993.01	220	0.11	50	1	5	55

GLOMEX RA1225HP VHF Antenna

Code **29.995.60**

Collinear antenna 2.40 m for VHF, in double-thickness white lacquered fiberglass, coaxial cable RG8X 7.6 m and FME connector. Gain 6 db, maximum input power 100 W. Metal parts in stainless steel, compatible with all Glomex bases.

GLOMEX fibreglass antenna for CB devices

Code **29.920.00**

It includes 4.5-m coaxial of cable. 150-cm long. Standard threads fitting all bases from our catalogue.



GLOMEX VHF RA104 antenna

Code **29.996.03**

For small/medium boats, fitted with foldable stainless steel base. Made of double-layer glass fiber and 5 coats of polyurethane paint. 3dB gain, max 100 watt input power, 4.5 meters of coaxial RG58 cable. 100-cm length.

VHF Antenna Marco GLOMEX

Short-range VHF marine antenna in fin shape with a low profile, suitable for modern medium-sized motorboats and RIBs.
The casing is made of polycarbonate/ASA to withstand the harsh marine environment for a long time.
- For communications up to 12 NM distance.
- Waterproof body with double rubber seal integrated into the base.
- Compact dimensions 140x70x61 mm (5.5x2.7x2.4").
- Lifetime warranty GLOMEX.
- 8mt/26 ft coaxial cable and connectors provided.

Code	Size: mm	Colour
29.998.01	250	white
29.998.02	250	Black

GLOMEX RA 1201 VHF antenna

VHF antenna featuring an innovative design where the built-in bushing perfectly matches the boat look. Fitted with flag holder at the end. 2.4-m long. 6-db gain, 100W max. applicable power. Fitted with RG58 6-m cable. Recommended base 29.133.00.

Code	Colour
29.996.21	White

New

SCOUT KS-7B fiberglass CB Antenna

Code **29.910.00**

Body in **ice white fiberglass** with UV filter, 1.4 mm thick, entirely filled with **waterproof polyurethane**. Complete with 5-m of RG-58 coaxial cable and PL-259 connector. Length 1.5 m, standard attachment 1" x 14 threads. Maximum input power 10 W.

New

SCOUT KS-42 VHF Antenna

Code **29.997.00**

Antenna in **ice white fiberglass** with UV filter, filled with **waterproof polyurethane**, high strength, 1.5 mm thickness. Length 2.40 m, standard attachment 1" x 14 threads in chrome-plated brass. **Gain 3 dB** and maximum input power 50 W. Complete with 5-m of RG-58 cable and PL-259 connector. Ideal for medium and large boats.

SUPERGAIN antenna by Glomex

SUPERGAIN VHF antenna by Glomex Target/Task

Technical data: 3 db gain.
Max input power: 50 watt.

Code	Length mm	Base INCLUDED	Cable m	Colour	Suitable for
29.985.01	530	Articulated	6	Black	Motor boats
29.985.02	530	bulkhead	8	Black	Motor boats and central control dinghies

SUPERGAIN VHF antenna by Glomex Black Swan

Technical data: 3 db gain.
Max input power: 50 watt.

Code	Length mm	Base INCLUDED	Cable m	Wind indicator	Colour
29.985.05	850	Square	20	Included	Black

SUPERGAIN VHF antenna by Glomex Elba

Technical data: 3 db gain.
Max input power: 50 watt.

Code	Length mm	Base INCLUDED	Cable m	Colour	Suitable for
29.985.06	970	bulkhead	20	Black	Sailing boats

SUPERGAIN VHF antenna by Glomex Capri

Technical data: 3 db gain.
Max input power: 50 watt.

Code	Length mm	Base INCLUDED	Cable m	Colour	Suitable for
29.985.08	1400	Articulated	6	white	Motor boats and commercial vessels

SUPERGAIN VHF antenna by Glomex Portofino

Technical data: 6 db gain.
Max input power: 50 watt.

Code	Length mm	Base INCLUDED	Cable m	Colour	Suitable for
29.985.10	2300	Articulated	6	white	Motor boats and commercial vessels

Glomeasy Line antennas for fast installation

Fast installation system. All Glomeasy VHF/FM/AIS/DAB marina antennas are pre-terminated with a special FME connector for an extremely easy and fast installation. Glomeasy coaxial cables are offered in various lengths pre-terminated with a miniaturized FME connector for installation no matter where without the need to cut or weld the cables.

GLOMEX Glomeasy Line VHF antenna

It can be mounted very easily by connecting the already plugged cables to the male connector. The Glomeasy system, featuring only 3 types of antenna and their accessories, meets all the needs of pleasure boaters and sailers.

Code	Colour	Model	Length m	db	Suitable for
29.990.01	white	stainless steel	0.90	3	sail yacht
29.990.02	white	fiberglass	0.90	3	Sailing/motor boats
29.990.03	white	fiberglass	1.20	3	Sailing/motor boats
29.990.04	Black	fiberglass	1.20	3	Sailing/motor boats



GLOMEX Glomeasy Line AM/FM-DAB-AIS antenna

Very easy installation by means of the FME connector that matches the pre-assembled cables.

Code	Use	Model	Length m	db	Impedance Ohm	Suitable for
29.128.04	AM/FM	fiberglass	1.2	-	93	Sailing/motor boats
29.128.03	DAB	fiberglass	1.2	-	50	Sailing/motor boats
29.128.02	AIS	fiberglass	1.2	6	50	Sailing/motor boats

Accessories for GLOMEX Glomeasy Line antennas

Code	Description
29.990.10	1.2-m extension cable (RA 303) for 29.990.03, 29.128.04, 29.128.03 e 29.128.02
29.990.15	Stainless steel arm for masthead
29.990.16	Nylon white articulated base with built-in fairlead
29.990.18	Black nylon articulated base with integrated fairlead
29.990.17	AISI316 stainless steel articulated base with built-in fairlead
29.990.19 New	Stainless steel deck base
29.990.20	RA 352 connector to screw on cables 29.800.10/1/12/13/14 for snap connection to PL259 VHF Radio
29.990.21	FME/UHF RA 351 terminal to connect Glomeasy antennas
29.990.23	RA 357 double male fitting to connect 2xRG8X cables
29.990.25	5/8"x24 fitting to plug to antennas 29.990.01/02/03 for compatibility with standard antenna base, 1"/14 thread
29.990.26	Male FME/male N Glomex RA354 adaptor
29.990.27	Male FME/male BNC Glomex RA355 adaptor
29.990.28	Male FME/male TNC Glomex RA356 adaptor





RG8X cables for GLOMEX Glomeasy Line VHF antennas

RG8X low-attenuation cables terminated with female FME connectors for antennas 29.990.01/02/03 and terminal 29.990.20.

Code	Length m
29.800.10	3
29.800.11	6
29.800.12	12
29.800.13	18
29.800.14	24

GLOMEX
The best in marine antennas

RG62 cable for Glomeasy Line AM/FM antennas

Equipped with pre-fit FME connector on one side and Motorola plug on the other

Code	Length m
29.799.06	6
29.799.18	18
29.799.25	25

Base plates and accessories for VHF antennas and radars

Double swivelling base for radio antennas

AISI 316

Code **29.899.00**
Made of **stainless steel**; quick locking system, universal screw thread; base size 65x92mm, suitable for VHF/GPS antennas.

Swivelling base

AISI 316

Made of mirror polished **AISI 316 stainless steel**, designed for mounting on GPS and VHF pipes.

Code	For pipes m
29.930.20	22/25
29.930.21	28/38

Swivelling base for VHF antenna and GPS

Code **29.897.99**
Made of white nylon with blocking knob.

GLOMEX base with integrated cable passage, recommended for antennas 1.5 m

Made of reinforced nylon with articulated joint, suitable for VHF/GPS antennas.

Code	Colour
29.135.00	white
29.135.01	Black

GLOMEX base with built-in fairlead recommended for RA1201

Code **29.133.00**
Double-joint base in reinforced nylon, UV-resistant, with lever lock for pulpit or deck. Hole for coaxial cable and cable gland for GPS. Usable with freestanding antennas no longer than 2.40 m. Standard thread 1"x14.

GLOMEX articulated base for pulpit

Code **29.134.00**
Made of nylon, fitted with knob locking, designed for handrail pipe mounting Ø 22/25 mm; universal for VHF/GPS antennas.

GLOMEX articulated and raised base for pulpit

Code **29.147.00**

Made of nylon, fitted with knob locking, designed for handrail pipe mounting Ø 22/25 mm; universal for VHF/GPS antennas, 100 mm extension cord already mounted to raise the antenna.

GLOMEX lever-operated articulated base

Code **29.898.01**

Made of **nylon**, fitted with cam locking, designed for mounting on **handrail pipes, universal** for Loran, VHF and GPS, for pipes with Ø of 22/25 mm.

GLOMEX fixed base

Code **29.175.00**

1"x14 reinforced nylon fixed base for GPS antennas.

GLOMEX fixed nylon base for pulpit

Code **29.145.00**
Made of nylon, designed for mounting on pipe size 22/25 mm, for GPS antennas.

Base for GPS

Code **29.146.00**
Made of **reinforced nylon**, designed for VHF-GPS antennas. 1" thread.

Swivelling base for VHF antenna and GPS

Code **29.898.00**
Made of **white nylon**, fitted with eccentric ground rack locking system.

GPS/UHF antenna base with lever for pulpit

Code **29.540.41**

Universal screw thread; made of white nylon, fits pipes with Ø size 25 mm.

Support bases for GPS/VHF antennas

AISI 316

Code **29.862.35**

AISI 316 stainless steel casting, mirror polished finish, high quality. 102 mm high, 73-mm Ø base, standard thread.

Support

AISI 316

Code **29.862.34**

Made of **AISI 316 stainless steel**, fitted with standard thread for GPS/VHF antennas. Fits pipes with Ø 25 mm, with the use of a tee (see models 41.115.25/41.112.25 or similar) and a stainless steel pipe size 25 mm, the antenna can be extended as required.

GPS/VHF fixed antenna support for pulpit

AISI 316



Code **29.862.33**

Standard thread for application on pipe size 22/25 mm, made of **stainless steel**.

Base

AISI 316

◢ 29.917.40

◢ 29.917.41

Made of **stainless steel**, designed to raise **GPS / VHF / TV / AM-FM** antennas available in our catalogue. Standard 1"x14 thread.

Code	Height mm
29.917.40	98
29.917.41	106

GLOMEX extension pole

Code **29.129.00**

From 60 cm to **enameled** with nylon fittings to raise GPS antennas.

Base for V9176 masthead GLOMEX

Code **29.862.38**

Electropolished stainless steel, 200 mm high. 1" x 1/4 antenna universal thread.

Base for V9181 pulpit GLOMEX

Code **29.862.36**

Electropolished stainless steel for 22/30 mm hoses.

Base for V9171 antennas GLOMEX

Code **29.862.40**

Electropolished stainless steel for 22/80 mm hoses. 1" x 1/4 antenna universal thread.

Accessories for antennas

Code	Description
29.903.10	Antenna VHF plug for radio connection. Fitted with reducing coupling for cable RG-58. Suitable for cable RG-58 (standard thin cable) or for cable RG-213 (thick cable)
29.903.50	Double female connection
29.903.60	Double male connection

◢ 29.903.60

◢ 29.903.50

◢ 29.903.10

RG-58/152 cable

Code **29.800.01**

Cable "RG-58/152", low attenuation with aluminum coating. Specially suitable for long paths as for example VHF antennas in mast heads onto sail boats, 100 meter coils.

5-cm deck fairlead in golden colour

Code **29.105.00**

Stainless steel coaxial cable fitted with outer PVC cap, PL-259 golden connector, 2 x gold-plated nuts and chromed flange.

Watertight connector protectors

Code	For connection types
29.138.00	29.903.10; 29.903.50; 29.903.60

Adapter for Starlink GLOMEX antenna

Code **29.921.32**

Starlink antenna adapter with mechanical function, in stainless steel on threaded attachment 1"x14. Height 88 mm (3" 1/2).
Compatible with bases 29.917.40 and 29.990.17. The Starlink cable can be routed inside the adapter column, ensuring that the marine support has a passage for the cable itself.

Fishfinder Echo GARMIN

GARMIN

GARMIN Striker™ fishfinders

The new Striker Vivid series has an outstandingly vivid colour display and offers a choice of palettes making it easier to distinguish fish and structure under and around your boat in maximum contrast and clarity. These fishfinders use traditional CHIRP, CHIRP ClearVü™ and, for the most complete versions, SideVü™ technology allowing to see anything that is at the sides the boat. All displays offer: GPS receiver, so not only can anglers see fish and structure below the boat, but they can also quickly mark favorite fishing spots and other areas of interest; Quickdraw Contours function for more demanding fishers to store maps with 30-cm contours; Wi-Fi® ™ mobile connectivity for 7" and 9" versions by downloading the ActiveCaptain app.

Code	Garmin Code	Model	Color display	Integrated GPS	Echosounder power W	CHIRP		Stern transducer included	⟷ cm
						ClearVü	SideVü		
29.033.01	010-01870-01	STRIKER™ Plus 4	4.3"	Yes	200	no	no	Dual Beam (77/200 kHz)	9.8x17.4x4.5
29.033.04	010-02550-01	STRIKER™ Vivid 4cv	4.3"	Yes	300	Yes	no	GT20-TM CHIRP (77/200 kHz e CHIRP ClearVü 455/800 kHz)	9.7x17.4x4.5
29.033.07	010-02551-01	STRIKER Vivid 5cv	5"	Yes	500	Yes	no	GT20-TM CHIRP (77/200 kHz e CHIRP ClearVü 455/800 kHz)	18.8x11.4x6.6
29.033.09	010-02552-01	STRIKER Vivid 7cv	7"	Yes	500	Yes	no	GT20-TM CHIRP (77/200 kHz e CHIRP ClearVü 455/800 kHz)	23.6x13.9x5.8
29.033.11	010-02553-02	STRIKER Vivid 7sv	7"	Yes	500	Yes	Yes	no	23.6x13.9x5.8
29.033.13	010-02553-01	STRIKER Vivid 7sv	7"	Yes	500	Yes	Yes	GT52-TM High-Wide CHIRP (150-240 kHz and CHIRP ClearVü/SideVü 455/800 kHz)	23.6x13.9x5.8
29.033.16	010-02554-01	STRIKER Vivid 9sv	9"	Yes	500	Yes	Yes	GT52-TM High-Wide CHIRP (150-240 kHz and CHIRP ClearVü/SideVü 455/800 kHz)	28.8x16.4x8.5

◢ 29.033.01/04

◢ 29.033.07

◢ 29.033.09/11/13

◢ 29.033.16

GARMIN EchoMAP™

GARMIN

GARMIN UHD2 echoMAP™ chartplotter

Available in a 5-inch or 7-inch bright colour display, they're offered in a new graphic interface with a modern homepage and several innovative functions.
The built-in Wi-Fi® enables seamless sharing of sonar - CHIRP traditional and ClearVü - and user data (waypoints and routes) between two Garmin compatible units to target and identify a wider array of images and a crisp view of structures in vivid color schemes.
High-contrast eco image colors to better distinguish targets and structures.
The EchoMAP™ UHD2 devices support Garmin Navionics+™ and Garmin NavionicsVision+™ cartography.
Simple and fast software updates, like map updates via the ActiveCaptain App.

Code	Garmin Code	Model	Color display	Echosounder power W	CHIRP		Compatibility with Panoptix ™	Stern transducer included	⟷ cm
					ClearVü	SideVü			
29.063.02	010-02589-00	Echomap UHD2 52cv	5"	500	Yes	no	no	-	18.8x12.2x6.2
29.063.03	010-02589-01	Echomap UHD2 52cv	5"	500	Yes	no	no	GT20-TM CHIRP	18.8x12.2x6.2
29.063.06	010-02679-00	EchoMap UHD2 62SV	6"	500	Yes	Yes	Yes	-	20.6x13.1 x6.7
29.063.07	010-02679-01	EchoMap UHD2 62SV	6"	500	Yes	Yes	Yes	GT54UHD-TM	20.6x13.1 x6.7
29.063.04	010-02593-00	Echomap UHD2 72cv	7"	500	Yes	no	no	-	23.2x14.3x6.7
29.063.05	010-02593-01	Echomap UHD2 72cv	7"	500	Yes	no	no	GT20-TM CHIRP	23.2x14.3x6.7
29.063.08	010-02683-00	EchoMap UHD2 72sv	7"	500	Yes	Yes	Yes	-	21.8x14.2 x8.1
29.063.09	010-02683-01	EchoMap UHD2 72sv	7"	500	Yes	Yes	Yes	GT54UHD-TM	21.8x14.2 x8.1
29.063.10	010-02678-00	EchoMap UHD2 92sv	9"	500	Yes	Yes	Yes	-	26.4x16.6x8
29.063.11	010-02678-01	EchoMap UHD2 92sv	9"	500	Yes	Yes	Yes	GT56UHD-TM	26.4x16.6x8

◢ 29.063.02/03/06/07

◢ 29.063.02/03/06/07

◢ 29.063.04/05/08/09/10/11

◢ 29.063.04/05/08/09/10/11

Chartplotter echoMAP™ Ultra2 GARMIN

The ECHOMAP Ultra 2 chartplotter with 10" and 12" displays images nearly comparable to photographs of fish and underwater structures thanks to the integrated 600W sonar module. Available in a bundle with an all-in-one GT56 UHD transducer that includes the traditional Garmin CHIRP transducer, offers high-definition scanning images with ClearVü™ and SideVü™ technology of what is below and beside the boat.
This new series also supports the entire range of the award-winning Garmin LiveScope live scanning transducer. They are compatible with the optional Garmin Navionics+ and BlueChart G3 charts.



Code	Garmin Code	Model	Display	Integrated GPS	CHIRP		Specifications echosounder with included transducer	⟷ cm
					ClearVü	SideVü		
29.045.11	010-02879-00	ECHOMAP™ Ultra 2 102sv	10"	Yes	Yes	Yes	no	29.5x19.5x9.8
29.045.13	010-02879-01	ECHOMAP™ Ultra 2 102sv	10"	Yes	Yes	Yes	GT56UHD-TM CHIRP: High Wide 150-240 kHz (350 W),ClearVü/SideVü: 455/800/1.000 kHz (500 W)	29.5x19.5x9.8
29.045.17	010-02881-01	ECHOMAP™ Ultra 2 122sv	12"	Yes	Yes	Yes	GT56UHD-TM CHIRP: High Wide 150-240 kHz (350 W),ClearVü/SideVü: 455/800/1.000 kHz (500 W)	34.1x22.9x9.8

All-in-one transducers

All-in-one transducers with traditional sonar functions. ClearVu/ SideVu.

Code	Garmin Code	Model	ClearVu / SideVu frequency	Clear / Side power	Traditional frequency	Power
29.041.74	010-01960-00	GT20 for stern 4 pins	455/800 kHz	500W	77/200 kHz	500W
29.041.75	010-01960-01	GT20 for stern 8 pins	455/800 kHz	500W	77/200 kHz	500W
29.041.78	010-13072-00	GT36UHD-TM for stern	455/800 kHz	500W	150/240 kHz	350 W
29.041.73	010-01966-00	GT51M-TM for stern	245/465 kHz	500W	80/160 kHz	600 W
29.041.76	010-12405-00	GT52 for stern	455/800 kHz	500W	150/240 kHz	250 W
29.041.77	010-12909-00	GT54UHD-TM for stern	455/800 kHz	500W	150/240 kHz	500W
29.041.79 New	010-13073-00	GT56UHD-TM	455/1100 kHz	500W	150/240 kHz	350 W

GARMIN GPSMAP™

GARMIN

GPSMAP 723 / 923 / 1223 (xsv)

The GPSMAP with anti-glare finish and high backlighting provide brilliant colors and sharp details, also thanks to the twilight sensor for brightness adjustment that ensures the highest quality of display in any light condition. Equipped with the latest generation processors to ensure astonishing calculation speeds, they have also been designed and optimized for a compact and less invasive footprint on the dashboard. The new GPSMAPs are also available in the xsv version, with the most advanced fishfinder features available on the market, thanks to the integrated 1 kW single-channel CHIRP module with ClearVü-SideVü functions. Transom transducer not included.

Code	Garmin Code	Description	Model	Display	ClearVü	SideVü	Mapping compatibility	⟷ cm
29.044.25	010-02365-00	Chartplotter	GPSMAP 723	7" touchscreen multifunction	no	no	Garmin Navionics - Bluechart G3	19.2x14x7.4
29.044.27	010-02365-02	Chartplotter + sonar	GPSMAP 723 xsv	7" touchscreen multifunction	Yes	Yes	Garmin Navionics - Bluechart G3	19.2x14x7.4
29.044.26	010-02366-00	Chartplotter	GPSMAP 923	9" touchscreen multifunction	no	no	Garmin Navionics - Bluechart G3	23.3x16.2x7.6
29.044.28	010-02366-02	Chartplotter + sonar	GPSMAP 923 xsv	9" touchscreen multifunction	Yes	Yes	Garmin Navionics - Bluechart G3	23.3x16.2x7.6
29.044.48	010-02366-52	Chartplotter + echosounder + radar GRM18HD3	GPSMAP 923 xsv	9" touchscreen multifunction	Yes	Yes	Garmin Navionics - Bluechart G3	23.3x16.2x7.6
29.044.29	010-02367-00	Chartplotter	GPSMAP 1223	12" multifunction touchscreen	no	no	Garmin Navionics - Bluechart G3	30.8x22.8x8.2
29.044.30	010-02367-02	Chartplotter + sonar	GPSMAP 1223 xsv	12" multifunction touchscreen	Yes	Yes	Garmin Navionics - Bluechart G3	30.8x22.8x8.2
29.044.49	010-02367-52	Chartplotter + echosounder + radar GRM18HD3	GPSMAP 1223 xsv	12" multifunction touchscreen	Yes	Yes	Garmin Navionics - Bluechart G3	30.8x22.8x8.2

GPSMAP version 16" available on order.

Accessories

CHIRP Transducers GARMIN

Code	Garmin Code	Model	Power	Frequency	Hull inclination
29.042.23	010-12401-10	GT8HW-IH	250 W	145-230 kHz	0-5°
29.042.25	010-02867-00	GT12M-THF	350 W	85-165 kHz	0-7°
29.042.26	010-02867-01	GT12M-THF	350 W	85-165 kHz	8-15°
29.042.29	010-02867-02	GT12M-THF	350 W	85-165 kHz	16-24°
29.042.21	010-12402-10	GT15M-TM	600 W	85-165 kHz	-
29.042.24	010-12402-00	GT15M-IH	600 W	85-165 kHz	0-25°

GARMIN gWind transducers

The gWind transducer combines technology, know-how and design, and is an easy-to-install solution that eliminates running wires down the mast. The twin-fin design gives a more stable True Wind Angle (TWA) and more accurate True Wind Speed (TWS) front reading in any weather condition.

Code	Garmin Code	Model	Type of transducer
29.042.27	010-01227-00	gWind wired	Wind
29.042.28	010-01616-00	gWind Wireless 2	Wind

Radar Antenna GMR 18 HD3

The GMR 18 HD3 radar delivers high-definition images thanks to with the latest technology, ensuring even higher levels of safety and Performance. The GMR 18 xHD3 features enhanced target detection, dynamic auto gain, Dual radar support and low-interference scanning.

Code	GARMIN Code	Power	Beam		Rotation	Dual Range Function	⟷ cm	kg
			Horizontal	Vertical				
29.005.13	010-02841-00	4kW (range 36 nautical miles)	5°	25°	Up to 60 RPM	Yes	Ø 50.8	7.7

GMR Fantom 18x dome radar

Check your targets from your chartplotter compatible with solid state GMR Fantom18x dome radars.
In low visibility conditions or at night, a radar is crucial for navigation.
These 50-watt solid-state dome radars has an increased range and enhanced target separation.
They deliver up to 60 RPM rotation speed for a refresh rate that can detect movement at any speed.
The power save feature lets you choose when you need more power or less.
With timed transmit mode, you can even specify active and inactive times down to the second to help reduce power consumption.
MotionScope™ detects moving targets and highlight them in different colours so you can navigate around them even in severe weather conditions.

Code	Colour	Garmin Code	Power	Beam		Rotation	Dual Range Function	⟷ cm	kg
				Horizontal	Vertical				
29.005.15	white	010-02584-00	50 W (48 NM range)	5.20°	25°	60 RPM	Yes	Ø 50.8	6.5
29.005.16	Black	010-02584-10	50 W (48 NM range)	5.20°	25°	60 RPM	Yes	Ø 50.8	6.5

GFS 10 fuel (petrol) flow sensor

New flow sensor that connects to the charterplotters and to the Garmin screens to supply information about fuel flow and level, thus allowing calculations, as well as information of the fuel consumption and quantity left.

Code	Ø Tube	Max Flow	Min Flow	Maximum return pressure	V	Fire resistant	NMEA 2000
29.007.01	3/8"	190 l/h	7,5 l/h	0,5 PSI at 20 GPH/1,0 PSI at 40 GPH	10-22	Yes, in compliance with U.S. Coast Guard standards	Compatible

GARMIN GPS antenna

The new dual-band GPS 24xd provides precise location accuracy and high reliability, fast GPS update rate and accuracy within 1 metre.
Supports multi-constellation (GPS, Galileo, GLONASS, and BeiDou) and is compatible with multi SBAS (Satellite Based Augmentation System).
Additionally, the new GPS receiver 24xd is also equipped with a heading sensor, crucial for providing a stable bow reading at reduced speeds, and to ensure a more reliable reading on MARPA and chart overlay functions.
The GPS receiver 24xd has an IPX7 protection rating and is available in either NMEA 2000 or HVS (NMEA 0183) version.

◢ 29.089.12/13

◢ 29.089.15

Code	Colour	Garmin Code	Description	Contents of the package
29.089.12	white	010-02316-00	Antenna GPS24 xd HVS NMEA 0183	GPS antenna, installation kit, 9-m long NMEA 0183 cable, instructions
29.089.13	white	010-02316-10	Antenna GPS24 xd NMEA 2000	GPS antenna, installation kit, 6-m long NMEA 0183 cable, NMEA 2000 T connector, instructions
29.089.15	Black	010-02316-20	Antenna GPS24 xd NMEA 2000	GPS antenna, installation kit, 6-m long NMEA 0183 cable, NMEA 2000 T connector, instructions

GARMIN Quatix multifunction GPS watch

Quatix 7 is designed to connect to Garmin compatible marine gear and to other devices to offer control for autopilot, data streaming, Fusion-Link™ entertainment and much more.
It uses traditional buttons or the new touchscreen interface. No matter where you go, know where you are with optional BlueChart® g3 coastal charts and inland maps.
It features the brilliant 1.3" AMOLED display to read the dial in any light condition.

◢ 29.074.14

◢ 29.074.15

◢ 29.074.16

Code	Garmin Code	Description	Battery life	LED torch	g
29.074.14	010-02540-61	Quatix 7	Smartwatch: up to 18 days - All GPS systems: up to 40 hours	no	79
29.074.15	010-02803-81	Quatix 7 Pro Amoled	Smartwatch: up to 16 days - All satellite systems: up to 42 hours	Yes	78
29.074.16 New	010-02541-61	Quatix 7x Solar	Smartwatch: up to 28 days / 37 with solar - All satellite systems: up to 77 hours	Yes	89

New Garmin Marine Cameras

High-resolution GC 245 and GC 255 cameras monitor inside and outside areas and help reduce stress during mooring.
Designed for Garmin chartplotters, they can provide distance indicators and guidelines to enhance awareness of what's around your boat when docking in tight spaces.

Code	GARMIN Code	Model	Colour	Mounting
29.008.01	010-02892-10	GC 245	white	Surface
29.008.02	010-02892-11	GC 245	Black	Surface
29.008.03	010-02829-00	GC 255	SS	recess

GARMIN autopilots

GHP Compact Reactor for hydraulic steering systems with GHC 50

Designed for small and medium boats with hydraulic steering. Equipped with 9-axis solid state AHRS technology to ensure precise and accurate compass data, reduced rudder movement and lower energy consumption. Easy installation due to multiple mounting options, ensures quick commissioning via compatible chartplotter or GHC 50 control unit.

Code	Garmin Code
29.009.31	010-02794-08

GHP GARMIN Reactor for mechanical steering systems

The GHP REACTOR autopilot is the ideal solution for sailing and motor boats with mechanical, hydraulic and solenoid steering system. The innovative GHP REACTOR gives boaters the security of knowing they maintain control, even when relying upon the autopilot. Fitted with a spin-off of aerospace technology and with a solid-state 9-axis AHRS compass, the GHP REACTOR mounts nearly anywhere, in any orientation. Even when the boat is pitching and rolling in rough water, you can remain confident that the GHP Reactor autopilot will keep you on your desired course.

Code	Garmin Code	Description
29.009.20	010-02794-02	GHP REACTOR – RETROFIT / SOLENOIDS / MECHANICAL COREPACK includes: GH50 display, ECU (Electronic Control Unit), CCU Reactor, CCU/ECU connection cable, Audible alarm, ECU power cable, NMEA 2000® installation kit.
29.009.22	010-11829-00	GRF10 Rudder angle sensor, 2 m cable and installation kit
29.009.23	010-11533-00	Power cable for Actuators
29.009.24	010-11572-00	Garmin mechanical linear actuator, included bar angle

Portable GPS by GARMIN

GARMIN

GARMIN GPSMAP 86

The innovative GPSMAP® 86i features a 3" sunlight-readable color display and supports BlueChart g3 cartography, integrating the best of Garmin content with Navionics data definition to offer unmatched detail levels. Equipped with wireless connectivity, the GPSMAP® 86i provides a virtual extension of the Garmin navigation system, allowing autopilot control, management of FUSION® multimedia systems, and navigation data review. It also includes InReach® technology, which, thanks to the global Iridium® satellite network, enables position sharing, two-way messaging with mobile devices, and a 24/7 emergency service, ensuring assistance even without cellular coverage.

Code	GARMIN Code	Model	Mapping	Wireless	Smart notifications	Remote Control	INREACH Functions	ABC sensors
29.075.62	010-02236-01	GPSMAP 86i	BlueChart g3	Yes	Always connected with Smart Notification, call notifications and SMS available on your display	Remote control function for Garmin autopilots and Fusion multimedia systems	Yes	Accelerometer, barometric altimeter and compass

inReach® Mini 2 Marine Bundle

IPX7

The satellite communication device that allows you to stay in touch with anyone even without phone coverage, for more peace of mind on every trip.
In an emergency, you can send an interactive SOS message to our emergency coordination centre.
With TracBack® routing, you find the way back to the starting point.
Experience your adventures longer with a battery that lasts up to 14 days with a tracking frequency set to 10 minutes.
Features: GPS, high sensitivity GPS receiver, GPS compass.

Code	GARMIN Code	Model	Wireless
29.075.64	010-02602-30	inReach® Mini 2 Marine Bundle	Yes

GARMIN GPS 73 portable GPS

The GARMIN GPS 73 is a rugged and waterproof navigation device with a 12-channel GPS receiver and a 1 Hz antenna for increased accuracy. It features a 2.6-inch high-contrast monochrome screen and offers 100 reversible routes and nautical navigation capabilities.
It is possible to connect the GPS 73 to other onboard devices via the NMEA 0183 network, or it can be connected to a PC via a USB cable to save navigation data or plan routes with the free Garmin HomePort™ software.
An exclusive sailing feature allows setting a virtual start line between two points and synchronizing it with the race timer, providing distance and speed to cross the start line at the right moment.
The device has an internal database of major cities, lighthouses, lanterns, and lights. It can be powered by two AA batteries or via a 12/24 V power cable (optional). The dimensions are 6.6 x 15.2 x 3.0 cm and the weight is 218.3 g (batteries not included).

Code	Number of waypoints and POI	Proximity Waypoint	Man Over-board Function	Alert tones	Data Tables	Map-ping	MicroSD Card	Supply
29.075.51	1000 - no POI	Yes	Yes	Yes	Fishing periods – sun/ moon phases – tide tables	no	no	18 hours with stylus

GARMIN GPSMAP 79s handheld GPS

The portable GPSMAP® 79s is a floating handheld device with a high-resolution colour display, precise satellite tracking, global or optional maps (compatible with BlueChart G3 charts), ample memory space for waypoints and routes, and an integrated compass for safe navigation.

Code	Compass	Mapping	Battery durations	Display	Weight	⟷ cm
29.075.63	Yes	Worldswide Basemap included	19 hours with GPS access	3"	273 g with battery	6.8 x 17.4 x 4.2

RAYMARINE Element sonars

RAYMARINE Element S 7", 9", 12" sonars

The new Raymarine Element™ models are the last generation of sonar/GPS modules. The quad-core powerful processor combines with the innovative LightHouse 3 Sport user interface for an incredibly easy-to-use navigation experience.
The quad-core processor offers superior performance and the Element display, visible under sunlight and in any weather condition, features excellent colours to show charts and navigation data.
- 7", 9" and 12" display.
- Compatibility with CPT-S transducers.
- Dedicated keypad.
- Quad-core processor with LightHouse 3 Sport user interface.
- Compatible with VHF, AIS, Autopilots, Engines, Tanks, Direction sensors, Quantum WI-FI Radars.
- Compatible with the best navigation charts such as Navionics, C-Map, Lighthouse, Fishing Hot Spots, Standard Mapping and many others.

Code	Description	Display	Resolution	CHIRP Conical (if purchased with CPT-S transducer range)	GPS	Wi-Fi	Cartography Lighthouse Chart included
29.702.07	Element 7 S	7"	800x480	x	x	x	no
29.702.08	Element 7 S	7"	800x480	x	x	x	Yes
29.702.09	Element 9 S	9"	800x480	x	x	x	no
29.702.10	Element 9 S	9"	800x480	x	x	x	Yes
29.702.12	Element 12 S	12"	1280x800	x	x	x	no
29.702.13	Element 12 S	12"	1280x800	x	x	x	Yes

29.070.03 *Lighthouse Chart*



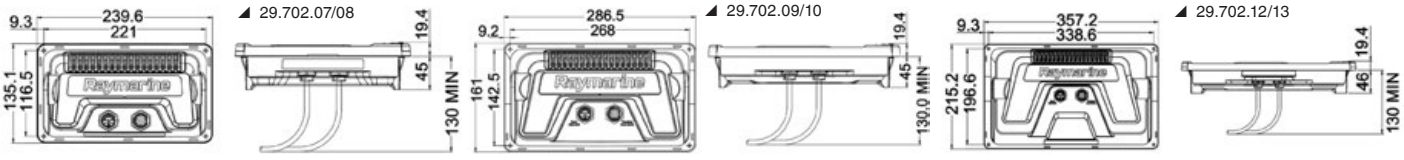

RAYMARINE Element HV 7", 9", 12" sonars

The CHIRP/GPS Element™ HV model from Raymarine gives you the upper hand when hunting for fish and their habitat. Delivering the sharpest view of the underwater world, Element's HyperVision™ 1.2 megahertz sonar technology turns up the resolution of DownVision, SideVision, and RealVision 3D to a new level of precision imaging
- 7", 9" and 12" display.
- Sonar Hypervision with CHIRP 3D technology supported by a single high-functionality level transducer.
- CHIRP 350Hz 1.2 Megahertz dual-frequency sonar.
- Dedicated keypad.
- Quad-core processor with LightHouse 3 Sport technology optimized for fishing.
- Compatible with VHF, AIS, Autopilots, Engines, Tanks, Direction sensors, Quantum WI-FI Radars.
- compatible with the best nautical charts including Navionics, C-Map, Lighthouse, Fishing Hot Spots, Standard Mapping and many others;
- Transducer included.

Code	Description	Display	Resolution	Included transducer	CHIRP Conical	CHIRP Downvision/ SideVision/ 3DHyperVision	GPS	Wi-Fi	Cartography Lighthouse Chart included
29.702.17	Element 7 HV	7"	800x480	HV-100	x	x	x	x	no
29.702.20	Element 7 HV	7"	800x480	HV-100	x	x	x	x	Yes
29.702.19	Element 9 HV	9"	800x480	HV-100	x	x	x	x	no
29.702.21	Element 9 HV	9"	800x480	HV-100	x	x	x	x	Yes
29.702.32	Element 12 HV	12"	1280x800	HV-100	x	x	x	x	no
29.702.33	Element 12 HV	12"	1280x800	HV-100	x	x	x	x	Yes

29.070.03 *Lighthouse Chart*

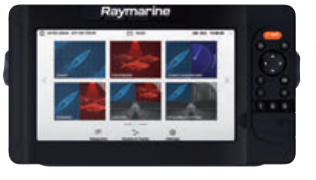

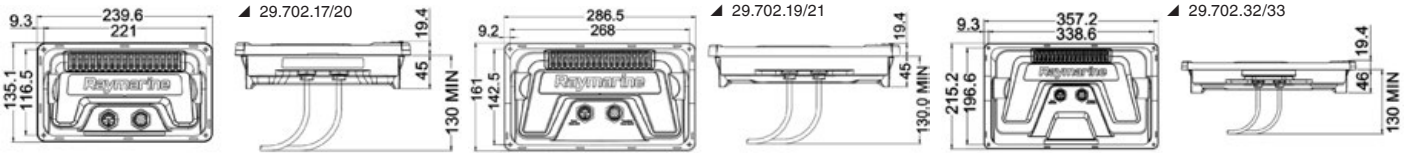

Element accessories

Code	Description
29.702.80	4-m extension cable for HyperVision transducer
29.702.81	Element 7" recess fit mounting kit
29.702.82	Element 9" recess fit mounting kit
29.702.83	Element 12" recess fit mounting kit
29.702.84	Element 7" cover
29.702.85	Element 9" cover
29.702.86	Element 12" cover

RAYMARINE Axiom instrumentation

Raymarine

RAYMARINE Axiom+ Multifunction Touchscreen Display

LIGHTHOUSE 3

The successor to Raymarine's award-winning Axiom® line, Axiom+ is engineered for top performance. Axiom+ comes with a powerful quad-core processor for speed and responsiveness. Designed for excellent viewing in a range of lighting conditions, the new, higher resolution IPS displays deliver 25% more brightness and new day/night color palettes offer enhanced visibility in any lighting condition. Axiom+ features the renowned LightHouse 3 OS, the most powerful and easy-to-use Raymarine MFD operating system to date.
Axiom Plus supports the renowned LightHouse 3, the most powerful and user-friendly operating system for Raymarine multifunction displays.
Distinctive features of Axiom+ range compared to Axiom range
- HYDROTOUGH™ DISPLAY: The glass screen is coated with nanotech materials, resistant to impacts and repels water, oil, and stains for better visualization and accurate touch controls.
- BRIGHTER: The displays are 25% brighter (up to 1,800 nit).
- SHARPER: IPS display technology offers wider viewing angles and sharp contrast, with a resolution twice that of traditional displays.
- OPTIMISED INTERNAL GPS: 10 Hz GPS/GNSS next-generation high-performance receiver with four times higher sensitivity for accurate positioning.
- INTERNAL MEMORY: 16 GB solid state.
- INTEGRATED WI-FI MODULE for connection to Raymarine App and Internet.

Code	Model	Integrated Echosounder Module	Stern transducer included	CHIRP Downvision, SideVision and 3D Realvision	Display size	Front mount flush installation kit	Lighthouse chart included
29.705.07	Axiom+ 7	-	-	-	7"	29.704.97	no
29.705.08	Axiom+ 7	-	-	-	7"	29.704.97	Yes
29.705.09	Axiom+ 7RV	x	x	x	7"	29.704.97	no
29.705.10	Axiom+ 7RV	x	x	x	7"	29.704.97	Yes
29.705.12	Axiom+ 9	-	-	-	9"	29.704.99	no
29.705.13	Axiom+ 9	-	-	-	9"	29.704.99	Yes
29.705.19 New	Axiom+ 9RV	x	-	x	9"	29.704.99	no
29.705.20 New	Axiom+ 9RV	x	-	x	9"	29.704.99	Yes
29.705.17	Axiom+ 9RV	x	x	x	9"	29.704.99	no
29.705.18	Axiom+ 9RV	x	x	x	9"	29.704.99	Yes
29.705.39	Axiom+ 12	-	-	-	12"	29.704.92	no
29.705.40	Axiom+ 12	-	-	-	12"	29.704.92	Yes
29.705.34 New	Axiom+ 12RV	x	-	x	12"	29.704.92	no
29.705.35 New	Axiom+ 12RV	x	-	x	12"	29.704.92	Yes
29.705.32	Axiom+ 12RV	x	x	x	12"	29.704.92	no
29.705.33	Axiom+ 12RV	x	x	x	12"	29.704.92	Yes

29.070.03 *Lighthouse Chart*

◢ 29.705.07/08/09/10

◢ 29.705.12/13/17/18/19/20

◢ 29.705.39/40/32/33/34/35

◢ 29.704.97/99/92

RAYMARINE transducers for Axiom/Axiom+/Axiom Pro/Axiom Pro 2

Code	Description	Compatible with
29.703.91*	CPT-S stern transducer	Axiom RV / Axiom+ RV / Axiom PRO S / Axiom PRO RVM
29.703.92*	CPT-S thru-hull plastic transducer with 12" tilted element	Axiom RV / Axiom+ RV / Axiom PRO S / Axiom PRO RVM
29.703.96*	CPT-S thru-hull plastic transducer, 20 degrees	Axiom RV / Axiom+ RV / Axiom PRO S / Axiom PRO RVM
29.703.97*	CPT-S indoor transducer	Axiom RV / Axiom+ RV / Axiom PRO S / Axiom PRO RVM
29.703.93	RV-100 stern transducer, Sonar and Down / Side / RealVision 3D	Axiom RV / Axiom+ RV / Axiom PRO RVM
29.703.94	RV-300 thru-hull plastic transducer, Sonar and Down/Side/RealVision 3D	Axiom RV / Axiom+ RV / Axiom PRO RVM
29.703.95	B265LM 1kW CHIRP thru-hull bronze transducer	Axiom PRO RVM
29.703.90 New	RVM-100 Stern transducer 3D RealVision and RVM1600 module (cable 8m - 25-pin)	Axiom PRO RVM / Axiom 2 PRO RVM
29.703.98* New	B60 Depth/Temp bronze low profile 600W TILT 12° for hulls from 8° to 15°	Axiom RV / Axiom PRO RVM / Axiom 2 PRO RVM
29.703.99* New	B60 Depth/Temp bronze low profile 600W TILT 20° for hulls from 16° to 24°	Axiom RV / Axiom PRO RVM / Axiom 2 PRO RVM

* *A80490 adapter cable (25-9 pin) included.*

RAYMARINE Axiom 2 Pro multifunction touchscreen display

Axiom 2 pro combines Chartplotter, Fishfinder, radar, autopilot, and video in a powerful all-in-one fishing system. Hybrid Touch system for a simple experience, combines touchscreen and keyboard.
Navigate quickly with the powerful 6-core processor of Axiom 2 Pro. GPS, fishfinder, radar, and video are seamlessly and swiftly integrated with the highly intuitive LightHouse operating system.
The HydroTough™ nano-coating technology of Axiom 2 Pro repels water for reliable touchscreen control, enhanced colors, and excellent sunlight visibility.
Smart backlighting and an ambient light sensor automatically adjust the display brightness based on day and night light conditions.
RealVision MAX optimizes fish finding with a greater range, better resolution, and sharper fishing targets.
The Axiom 2 Pro models with RealVision MAX are equipped with CHIRP DownVision, SideVision, integrated RealVision 3D, and a traditional 600 watt CHIRP fishfinder for coastal fishing, plus a 1 kW CHIRP dual-channel fishfinder for deep-sea fishing.
- Exceptional performance thanks to the Quad core processor;
- integrated 72-channel 10Hz GPS antenna;
- ultra-bright IPS display;
- multitouch touchscreen and keyboard;
- NMEA2000 or SeaTalkNG connectivity;
- The Axiom Pro S models feature a CHIRP Sonar echo sounder module for depths up to 200mt. The Axiom Pro RVm models have a 1kW CHIRP echo sounder module for deep waters and Down / Side / RealVision 3D for the best definition of the seabed. In the RVM versions, the Down / Side / RealVision 3D transducer and the 1 kW CHIRP can be connected and operated simultaneously.
- compatible with Raymarine LightHouse Cartography and Navionics and C-Map charts with Autorouting function for Navionics+ and Platinum+ and Easy routing function for C-Map 4D MAX+;
- wide connectivity, can be connected to Radar antennas, echosounder modules, autopilots, thermal cameras, AIS receivers, and much more;
- free mobile apps for viewing and controlling the display from smartphones or tablets;
- ClearCruise™ AR for augmented reality;
- **Transducer not included.**
- Axiom UAV for integrated control of DJI Mavic Pro drones;
- transducer not included.

Code	Model	CHIRP Sonar Fishfinder	Sonar Side / Down / RealVision 3D	Echosounder 1kW CHIRP	Display Size	Resolution	Cartography Lighthouse Chart included
29.703.19	Axiom2 Pro 9 S	x	-	-	9"	1280x720	no
29.703.20	Axiom2 Pro 9 S	x	-	-	9"	1280x720	Yes
29.703.49	Axiom2 Pro 9 RVM	x	x	x	9"	1280x720	no
29.703.50	Axiom2 Pro 9 RVM	x	x	x	9"	1280x720	Yes
29.703.22	Axiom2 Pro 12 S	x	-	-	12"	1280x720	no
29.703.23	Axiom2 Pro 12 S	x	-	-	12"	1280x720	Yes
29.703.42	Axiom2 Pro 12 RVM	x	x	x	12"	1280x720	no
29.703.43	Axiom2 Pro 12 RVM	x	x	x	12"	1280x720	Yes

Axiom Multifunction Display Accessories

Code	Description	Compatible with
29.704.80	The Raymarine RMK-10 remote keypad is a ultra-compact wired keypad accessory that provides full control of the multifunction displays from whatever position.	Axiom and Axiom+
29.711.02	GPS RS150 10HZ antenna for STNG connection	Axiom and Axiom+
29.704.81	External RCR-1 card reader for bulkhead mounting	Axiom and Axiom+
29.704.83	90° power supply cable	Axiom and Axiom+
29.704.90	Antenna GA200 GPS & GLONASS external receiver for direct connection to a/eS-series, AXIOM Pro & AXIOM XL	Axiom Pro and Axiom2 Pro and AIS 700
29.704.84	Recessed cover 7" Axiom R70527	Axiom and Axiom+

◢ 29.711.02

◢ 29.704.80

◢ 29.704.90

◢ 29.704.84

◢ 29.704.83

◢ 29.704.81

Raymarine antennas and accessories

Raymarine

RAYMARINE FLIR MTMS AX8 thermal camera for engine room

FLIR AX8 combines thermal imaging and a thermal camera in a package that generates automated spot alarms when temperatures exceed pre-set thresholds.
Compact and easy to install, FLIR AX8 thermal monitoring camera watches critical equipment on your vessel, including engines, exhaust manifolds, and shaft bearings, to spot problems before you're stranded on the water.
- Spots potential problems before they happen
- Thermal alarming and visual analysis.
- Raymarine integration.

Code	Description
29.718.73	AX8 thermal and video camera with overtemperature alarm system

FLIR M232 thermal camera RAYMARINE

The M232 pan and tilt camera is one of FLIR's smallest and affordable marine thermal cameras. Using the high-performance FLIR Boson™ thermal core with multi-core video processor, the M232 offers boaters superior quality images and thermal analysis functions. Fitted with the complete pan/tilt and zoom functions.
The M232 model features full pan/tilt capabilities and zoom functionality.

Code	Description
29.718.71	M232 IP (320 x 240, 9Hz) thermal camera with Pan/Tilt move system and electronic zoom

Raymarine

◢ 29.718.74

◢ 29.718.75

RAYMARINE visible light marine cameras

Visible light marine cameras offer an affordable marine CCTV solution. They perform well across a variety of lighting conditions and manage motion well. Simply plug and play with any compatible multifunction display.
High bright IR LEDs for operation in total darkness.
Power over Ethernet (PoE) or direct 12v DC power supply.

Code	Description
29.718.74	CAM210 IP CCTV Day and Night - Bullet
29.718.75	CAM220 IP CCTV Day and Night Camera - Eyeball dome

RAYMARINE RS150 10Hz GPS antenna with STNG connection

Code **29.711.02**

10-Hz 72-channel GPS receiver for RAYMARINE new multifunction displays.
This GPS sensor offers fast and accurate position updates enabled with WASS, EGNOS, MSAS, GAGAN and GLONASS navigation satellite system support.
NMEA2000 compatible using an optional device net adapter cable to be ordered separately.

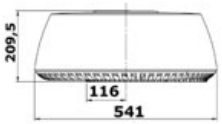

RAYMARINE solid-state radar antenna

- Solid-state radar antenna
- Immediate switching-on without pre-heating
- Cable-connected or wireless display
- Reduced consumption
- 24-mile range
- Digital adaptive receiver that automatically adapt to weather and sea conditions for increased definition images
- 256-color multi-level target display.

Code	Model	V	Capacity	kg
29.712.05	CHIRP Quantum wireless radar with power cord and 10-m data cable	12/24	24 NM	5

RAYMARINE QUANTUM doppler solid state radar antenna

Solid state radar antenna:
- Immediate switching-on without pre-heating
- Cable-connected or wireless display
- Reduced consumption
- 24-mile range
- Digital adaptive receiver that automatically adapt to weather and sea conditions for increased definition images
- Superior target awareness in multilevel colours (256)
- Adjustable TrueTrails target history shows the motion history of moving contacts
- **Fully automatic MARPA target tracking, along with manual MARPA mode.**

Using advanced Doppler processing, the system instantly highlights moving radar contacts and color codes them to indicate whether they are inbound or outbound

◢ 29.712.24/25

Code	Description	Colour
29.712.24	Quantum Q24D Radar Doppler 18" without power supply and data cables	white
29.712.25	Quantum Q24D Radar Doppler 18" with 10-m power supply cable + 10-m data cable	white
29.712.27	Quantum Q24D Radar Doppler 18" with 10-m power supply cable + 10-m data cable	Black

◢ 29.712.27

RAYMARINE Cyclone solid state open-array marine radar

Raymarine

- **Cutting edge design.**
- **Engineered for extremes with best-in-class 100-knot wind rating.**
- **Designed to meet the commercial grade IEC 62388 standard.**
- **Fast 60 RPM rotational speed.**
- **Enhanced Cyclone Bird mode to intelligently optimize gain.**
- **RangeFusion™ technology combines short and long pulses into the single high clarity radar image.**
- **Doppler target tracking.**
- **Professional grade ARPA target tracking. Cyclone automatically tracks up to 50 targets using the same advanced ARPA technology trusted by the United States Coast Guard.**
- **Innovative pedestal design conceals cable connections for a cleaner installation.**

Code	Description
29.712.26	Cyclone 55 W 3-foot open-array radar with 15-m long cable

AIS700 RAYMARINE Transceiver

Operating in the VHF maritime band, the Raymarine AIS-Automatic Identification System enables the radio exchange of navigation status between vessels and shore-side traffic monitoring centres.
Radio exchange of navigation status between vessels and coastal traffic monitoring centres.
Commercial vessels, cruise ships, and other vessels equipped with AIS devices transmit AIS messages that include the vessel's name, course, speed, and status of current navigation.
The AIS700 Raymarine is a Class B AIS transceiver with an integrated VHF antenna splitter; multiple connections including SeaTalkNG, NMEA2000, NMEA0183.

Code	Description
29.710.96	AIS700 class B data receiver and transmitter with built-in splitter

RAYMARINE instruments

29.592.01

29.593.01

29.592.03

29.592.20

RAYMARINE i50 / i60 instruments

Designed to be combined with the new Raymarine e-Series and c-Series multifunction displays.
- Large keys for easy reading
- Red background for better night vision
- SeaTalk and SeaTalkng interface
- NMEA2000 interface (compatible)
- Integrated transducer interface
- Dimensions: 110mm x 115mm (same as ST60+)
- Large keys for easier use during navigation
- Multiple data sources to avoid data clashes
- Front mounting for very easy installation.
- The package includes a front panel to make these instruments similar to the eS series.

Code	Model	Description
29.592.01	i50	Speed display (digital)
29.592.02*	i50	Depth display (digital)
29.592.03	i50	i50 Tridata display (digital)
29.593.01	i60	i60 Wind display (analogic)
29.592.20	complete package including instruments, transducers and connection cables	Display i50 Speed + i50 Depth + i60 Wind + Speed transducers (St. 900) + Depth (M78713-PZ) + Wind (E22078)

* *80-m max range.*

I70 multipurpose RAYMARINE instrument

Large 4" LCD display, easy to read and perfectly visible from any angle and distance. The i70 instrument can be customized depending on the boat type. It offers traditional analogical screens as well as details about engine and fuel or information as AIS repeater: the i70 Raymarine can display all required data.
Technical data:
4" LCD display with 160° visual angles, 43-mm number in full screen mode. Anti-reflection treatment. Light House interface. AIS repeater.
Data supported: wind, speed, depth, tridata, engine (NMEA 2000), environment (NMEA 2000), fuel (NMEA 2000) and navigation.
To be connected to traditional transducers by adding a POD or to smart transducers.

Code	Model	Power supply	Display Size	Resolution
29.603.01	i70s	12 V via STNG	LCD 4,1''	320x240 (QVGA)
29.603.10 New	i70s System Pack (Colour Instrument with Wind Transducer and DST, iTC-5, 3m BB cable, power cable, 5-way connector, 2 BB terminals)	12 V via STNG	LCD 4,1''	320x240 (QVGA)

29.600.14

29.600.26

29.600.20

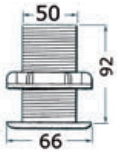

29.600.13

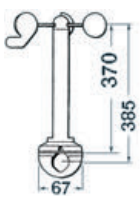

29.600.21

Transducers and sensors for Raymarine instruments

Code	Reference	Description	ST40 / i40	ST60 / i50 / i60s	i70
29.590.13	E26009	Depth thru-hull plastic transducer (9-m cable)	•	•	-
29.600.13	M78713-PZ	Depth plastic thru-hull (P19)	•	•	• (with POD iTC5)
29.600.19 New	A22154	Thru-hull plastic transducer (DST800 - analogue)	•	•	• (with POD iTC5)
29.600.17	E26001-PZ	Depth adjustable internal transduction (cable 12m)	•	•	• (with POD iTC5)
29.590.12	E26008	Thru-hull speed/temperature plastic transducer (9-m cable) – Short	•	•	-
29.600.14 New	E70673	Thru-hull transducer	•	•	• (with POD iTC5)
29.600.21	Z195	Wind Rotavecta transducer (20-m cable)	•	•	• (with POD iTC5)
29.600.20	E22078	Wind standard mast head transducer (30-m cable)	-	•	• (with POD iTC5)
29.600.42	E70010	Multiple POD converter for 5 iTC5 transducers	-	-	•
29.600.25	T120	Wind wireless transducer	-	•*	•*
29.600.26 New	E70670 RSW	Smart Performance Wind Transducer, short arm with 30 m cable	-	-	•**

* *Compatible via gateway interface 29.602.15*
** *Compatible with I70 and Axiom s ITCcompatible with i70 and Axiom without the need for the itc5 converter*

TACKTICK wireless instruments

The TACKTICK Wind system is 100% solar powered and needs no wiring. Install the display by means of its mounting bracket and mast head transducer, switch it on, and wind speed/direction will be displayed.

Code	Description	Contents of the package
29.589.01	T101 wind system	Wind analogic display and masthead transducer with mounting base

29.602.15 *MN 100 to STNG interface gateway available*

29.600.25 *Only wireless Wind transducer available.*

Autopilots RAYMARINE

Raymarine

Autopilots RAYMARINE

RAYMARINE bar pilots, micro-processor control, Fluxgate compass; autolock course memory, off course alarm, automatic veering 100°, simple installation, LCD viewer, ST1000/2000.

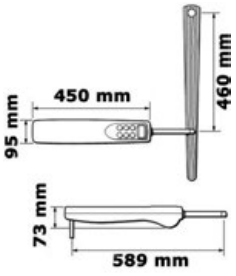

Type	Code	Power V	Current draw W	Maximum thrust in kg	Stroke cm	Suitable for vessels up to max kg
ST1000Plus	**29.620.10**	12	6	57	25	2500
ST2000Plus	**29.620.11**	12	6	77	25	4500

Instructions available in the following languages: ITA - ENG

RAYMARINE inboard/outboard cockpit autopilots

The Evolution™ Autopilot Package includes the control unit, the EV-1 sensor, the power unit and an actuator. The most suitable actuator and ACU depends on the type of steering system and on the displacement of the vessel.

Code	Description	Type of vessel	Package components				
			EV	ACU	Rudder angle	control unit	Actuator
29.623.07	EV-100 Power	Motor vessels, hydraulic steering (cylinder capacity: 50-110 cc)	EV-1	100	Not provided as standard	p70Rs	Hydraulic pump type 0.5
29.623.00	EV-100 Wheel	Sailing vessels, max displacement 7,500 kg * (wheel steering)	EV-1	100	Not provided as standard	p70s	Wheel actuator
29.627.03	EV-150 Hydraulic pack	Motor vessels, hydraulic steering (cylinder capacity 80-230 cc.)	EV-1	150	no	p70Rs	Hydraulic pump type 1
29.627.02	EV-200 Linear pack	Sailing vessels, max displacement 11,000 kg * (wire/quadrant steering)	EV-1	200	Yes	p70s	Linear mechanic type 1
29.623.03	EV-100 Tiller	Sailing vessels, max displacement 6,000 kg * (rudder steering)	EV-1	100	no	p70s	On the bar

* *Take into consideration full load displacement.*

◢ 29.623.07

◢ 29.623.00

◢ 29.627.02

◢ 29.623.03

◢ 29.627.03

RAYMARINE P70s/P70Rs instruments and autopilot control units

New Light House interface easy to configure.

◢ 29.603.02

◢ 29.603.03

Code	Model	Version	Power supply	Display	Resolution
29.603.02	p70s	Push button control	Via STNG network	LCD 3.5"	320x240 (QVGA)
29.603.03	P70Rs	Push button/knob control	Via STNG network	LCD 3.5"	320x240 (QVGA)

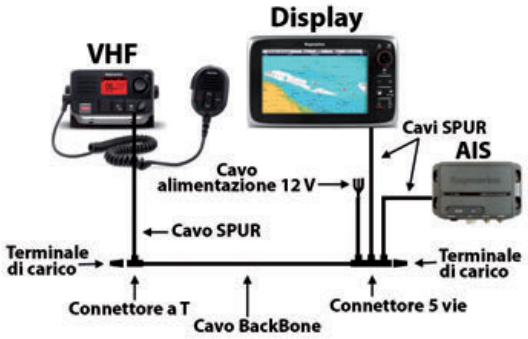

RAYMARINE SeaTalkNG networking cables

STNG is a cabling and connection system compatible with NMEA 2000. One of the advantages of the STNG system is that the connector collars are retained on the product which allows for a smaller cable diameter making installations easier. Products with STNG connectors can be used on NMEA 2000 networks and conversely NMEA 2000 equipment networks to SeaTalkng cabling through simple connector adaptors.

Code	Description
29.602.01	Basic STNG kit includes: 1 x 5-way connector, 2 x terminators, 1 x 3-m spur cable and 1 x power cable.
29.602.03	ST1 to STNG converter kit
29.602.04	STNG T piece
29.602.05	5-way connector
29.602.06	3-m STNG Backbone cable
29.602.07	5-m STNG Backbone cable
29.602.08	9-m STNG Backbone cable
29.602.09	20-m STNG Backbone cable
29.602.10	1-m STNG Spur cable
29.602.11	0.4-m adaptor cable - adapts STNG to NMEA2000 network. Female end
29.602.12	1.5-m adaptor cable - adapts STNG to NMEA2000 network. Male end
29.602.13	STNG terminator
29.602.14	12V STNG power cable
29.602.15	STNG gateway interface for wireless wind transducer 29.600.25

BackBone and Spur cables of different length available upon request.

29.602.01

29.602.05

29.602.04

29.602.06

29.602.10

29.602.13

29.602.12

29.602.11

29.602.14

NMEA 2000 Connectors

NMEA 2000 connectors are the industry standard for data communications among shipboard electronic devices (GPS data, wind, depth, AIS, etc.). Products supporting the NMEA 2000 system allow multiple electronic devices to be connected together (up to 50 devices) on a common channel for the purpose of easily sharing information(controls and status included).

Kit of NMEA 2000 connectors

IP68

Connectors: made of metal.
Type: Micro (22 AWG; 24AWG).
Colour: blue.

Code	Description
29.360.01	Power cable to supply the system with TEE terminal 3A 60V 5 contacts IP68 connector 4A cable 3A Female terminal connector 5 contacts IP68 3A, 60V 5 contacts, resistance 120 Ω Connection node with 3 NMEA 2000 receivers 2F+1M IP68 4A, 60V Cable male/female for NMEA 2000 IP68 3A, 60V 5 contacts 2 m

29.364.01

29.363.02

29.361.01/03/05/12

29.363.15

29.364.02

29.363.06

29.363.04

NMEA 2000 connector

IP68

Connectors: made of metal.
Type: Micro (22 AWG; 24AWG).
Colour: blue.

Code	Description	Length m	Power	Notes
29.361.01	Male/female cable	1	3 A	-
29.361.03	Male/female cable	3	3 A	-
29.361.05	Male/female cable	6	3 A	-
29.361.12	Male/female cable	12	3 A	-
29.363.02	Junction knot with 3 x NMEA 2000 2F+1M receptors	-	3 A	-
29.364.01	Male terminal connector	-	-	Resistance 120 Ω
29.364.02	Female terminal connector	-	-	Resistance 120 Ω
29.363.15	Power cable for system with TEE terminal	-	3 A (cable) 4 A (connector)	-
29.363.04	4-way connector NMEA 2000 IP68 5 contacts 4A 60V	-	4 A	-
29.363.06	4-way connector NMEA 2000 IP68 5 contacts 4A 60V	-	4 A	-

Accessories for electronical equipment

Noise suppressor

Code **29.451.20**
For installation in the power lead to depth sounders, GPS, Plotters, radio-telephone, etc. It eliminates interference from energy-hungry alternator or onboard instruments (anchor windlasses, radars, etc) and protects instruments against power discharges; 12 V, 60 watt (5Amp), intervention time 5 nanos, peak power 4500 Amp, dissipated energy 45 joules.

GLOMEX deck nylon fairlead

Code **29.140.00**
Universal for one two cables, **the connector is also able to pass through**.

GROUNDPLATE mass plates equipped with special nuts and bolts

Made of **porous bronze**, ideal for achieving an appropriate mass while installing Loran, GPS, Satellites, radio-telephones SSB and help cut-down radio interferences.

Code	Type	Equivalent to copper mass m^2	⟷ mm
29.630.01	Standard	1.15	155x51x13
29.630.00	MEDIUM	2	205x64x13
29.630.02	Giant	3.45	300x80x13



Portable and panel depth sounder

VEETHREE dashboard recessed echosounder

It reads from 0,7 to 61 meters up to 101 km/h (63 mph). LCD polarised display. Meters or feet scale. Min. and max. depth alarm (acoustic and optical). 250W max power. 200-khz stern transducer with 9-m cord. Depth calibration depending on the hull immersion (keel offset).

Code	Dial	Ring
29.230.31	Black	Black
29.230.30	white	Polished S.S.

◢ 29.230.30

◢ 29.230.31

NORCROSS portable depth-sounder with built-in transducer

Easy to use: **rest** it on the boat bottom (fiberglass, aluminium, rubber, etc.) from the inside or put it into water for depth reading.
Technical data:
- Range 0.6-72 m (possibility to select 2-240 foot scale).
- Display of water and air instantaneous temperature.
- Smart DepthTrax™ transducer to prevent false signals.
- LCD display.
- Sensitivity gain automatic adjustment.
- Shoot-Thru™ technology: the signal passes through the bottom or the ice or putting it into the water.
- Float with shock resistant rubber cover.
- Waterproof up to 50 metres under water (it can also be used by **scuba divers** since it's IPX8 watertight).
- Power: 1 x 9V (6LR61) alkaline battery.

Code	⟷ mm
29.028.02	200x60

Hand depth sounder and transducer support

Manual depth sounders made from lead

Convenient probe, compact size.

Code	cable		Marked Peak	kg
	in	length		
29.510.00	Nylon	30 m	every meter and every 10 m, fitted with two marks	1.5

Telescopic stern transducer support

Code **29.758.00**
Made of AISI 316 **stainless steel**, fits into all stern transducers for depth sounders and can be raised lowered or removed, length 30 cm.



Universal telescopic stern transducer support

Made of aluminium, the transducer can be raised, lowered by 115 mm or completely removed.

Code	Description
29.756.00	Vertical coupling, for stern transducers.
29.757.00	Horizontal coupling, for ground transducers.

Radar brackets

SCANSTRUT 150-mm aluminium Power Tower

Designed to install the antenna on the cabin roof, on the flybridge or on the rollbar for optimum performance. For radomes Raymarine 2kW/4kW (ex. Quantum), Garmin and Navico 3G/4G and small satellite antennas such asTracVision KVH M2/M3.
Equipped with waterproof cable gland SCANSTRUT DS30, made of aluminium and coated with polyester powder for a glossy and durable finish.
Easy installation without sealant, it comes with inserts that adapt to the cables of the above mentioned antennas.

Code	Colour
29.900.10	white
29.900.11	Black

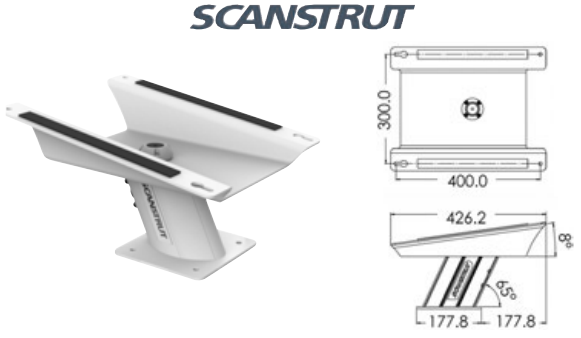

New SCANSTRUT aluminium Power Tower 150 mm for Starlink

Designed to install Starlink antennas on the roof, T-top, flybridge, or boat radar arch.
This Power Tower ensures obstacle removal and positions your Starlink at an ideal angle of 8° for optimal connectivity. Designed for the marine environment, it is custom-made to fit Starlink High-Performance systems.
Pre-drilled mounting holes allow for secure attachment directly to the tower. The integrated Scanstrut cable seal ensures watertight installation. No need to remove Starlink connectors during installation. Finishing complies with the exclusive marine paint system.
Made of premium quality aluminum suitable for the marine environment.

Code	Colour
29.902.10	white



Mast Mount SC20 SCANSTRUT

Code **29.901.10**

Made of aluminium and coated with a specific marine painting system.
It is fixed to the mast with four swivel feet, which can be combined with various types of mast profiles.
There are 12 holes for positioning the antenna at the minimum distance from the front part of the mast profile (including high-quality rivets).
Complete with a safety cable kit, with which to secure the radar to the mast in case an accident damages the mounting.

GPS navigation charts

RAYMARINE Lighthouse Chart

Code **29.070.03**

The new Raymarine LightHouse Charts brings a new level of clarity to marine GPS navigation.
These flexible marine charts can be downloaded for Axiom and Element display via the RayConnect dedicated app.
When you buy the charts, you can download two regions.
The Premium version offers satellite images and points of interest such as service centres, dealers, workshops, services, main roads and restaurants.
The LightHouse Charts are also available with global coverage areas. See more on www.raymarine.it

Navionics maps

Navionics Platinum:
multi-dimensional Navionics mapping with 3D visualisation - satellite and aerial pictures - panoramic harbour pictures - harbour services and points of interest - dynamic tide icons
Navionics Gold:
exceptional detail - bathymetric lines - harbour plans - currents and tides - services - excellent coverage.
Navionics +:
exceptional detail - bathymetric lines - SonarChart™ - Auto-routing - Plotter Sync - harbour plans - currents and tides - services - excellent coverage. Chose between 29.080.08 (Mediterranean Sea areas, Black Sea, Canary Islands and Azores) and 29.080.11 (empty). This latter can be downloaded by the final user with one of the XL9 Navionics + areas from navionics.com.
Navionics + Small:
exceptional detail - bathymetric lines - SonarChart™ - Auto-routing - Plotter Sync - harbour plans - currents and tides - services. SD/Micro SD card sold empty: the user can download the desired Italian or European areas among those indicated here below from navionics.com. It is also possible to download the Mediterranean Sea maps or the map of similar areas paying the difference on navionics.com.

Code	Cartography model	Electronic Support	Size
29.080.09	Navionics + Blank Regular	SD / Micro SD	small
29.080.08	Navionics + 43XG	SD / Micro SD	XL9
29.080.11*	Navionics + empty	SD / Micro SD	XL9
29.080.35	Platinum +	SD / Micro SD	XL3

* *Areas of interest XL9 NAVIONICS +:* **1XG** *Us & Canada;* **3XG** *Caribbean & South America;* **20XG** *Greenland & Iceland;* **28XG** *Uk, Ireland & Holland;* **30XG** *Africa & Middle East;* **31XG** *Indian Ocean And South China Sea;* **34XG** *Pacific;* **35XG** *China Sea And Japan;* **43XG** *Mediterranean & Black Sea;* **44XG** *Baltic Sea;* **45XG** *Skagerrak & Kattegat;* **46XG** *Central & West Europe;* **49XG** *Norway;* **50XG** *Australia And New Zealand;* **52XG** *Russia West*

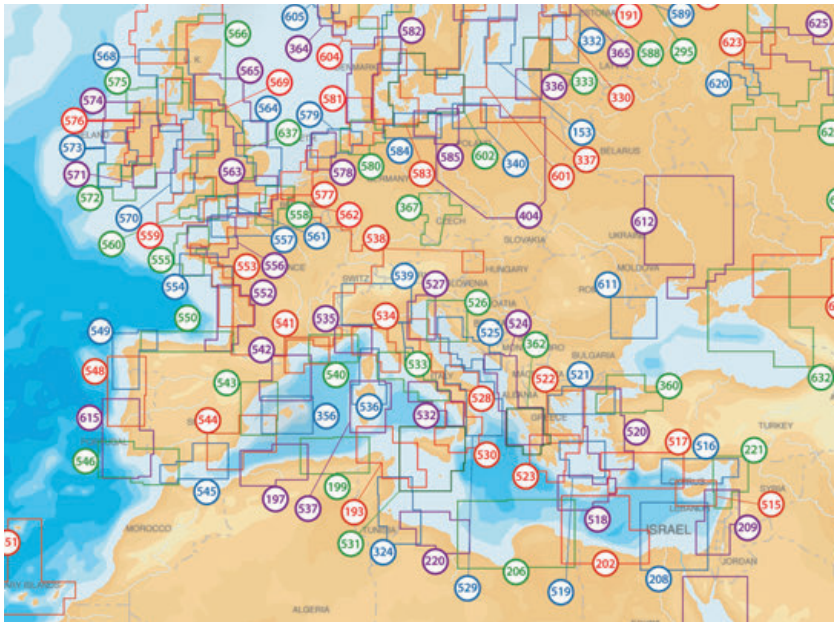

◀ 29.080.09 Europe Small

NAVIONICS

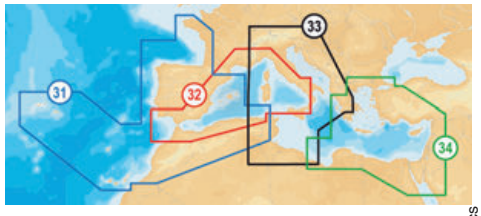

◀ 29.080.35 XL3

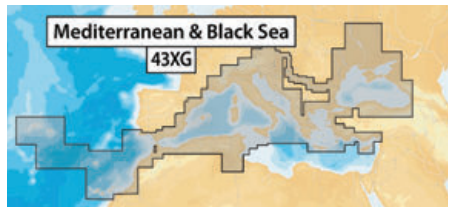

◀ 29.080.08 XL9 Navionics + +

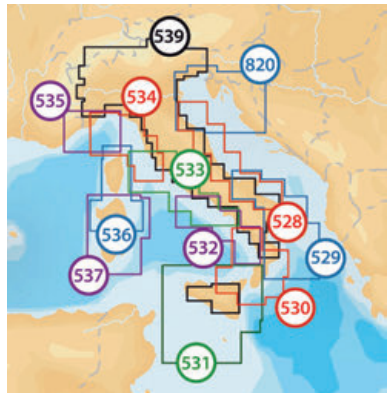

◀ 29.080.09 Italy Small

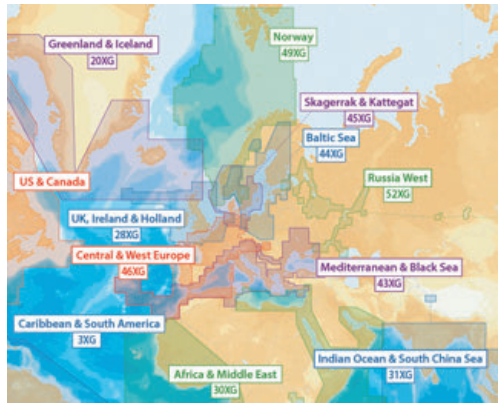

◀ 29.080.11 XL9 Navionics+

Navionics Updates

Code **29.080.10**

It is the most convenient product devoted to continuously enhancing your old cartography and getting the most up-to-date Navionics+ (one-year update program included). This online upgrade service to Navionics+ is compatible with Navionics (Gold or Silver but not Platinum+) as well as cards from other brands such as C-MAP, Fishing Hot Spots, Garmin, LakeMaster, Lowrance, Magellan and TrakMaps.
To activate your new Navionics Updates card, simply connect it to your computer, click Downloads & Updates and verify eligibility using any compatible card from Navionics or other manufacturers. In about 15 minutes you will get the Navionics+ XL9 most updated charts and services. Navionics Updates can also be used to update Navionics+ cartography one year after purchase, once the standard chart update has expired.



GARMIN Navionics charts

Garmin charts with integrated contents for coastal charts and inland maps. Garmin Navionics+ and Garmin Navionics Vision+™ premium maps offer bright Navionics® style colours, map daily updates, Auto Guidance+™ advanced technology and much more.

Code	GARMIN Code	Cartography model	Electronic Support	Cut
29.061.02	010-13158-00	Garmin Navionics+ Europe	Micro SD CARD	regular
29.061.03	010-13159-00	Garmin Navionics+ Europe	Micro SD CARD	large
29.061.05	010-13166-00	Garmin Navionic Vision+ Europe	Micro SD CARD	regular
29.061.06	010-13167-00	Garmin Navionic Vision+ Europe	Micro SD CARD	large

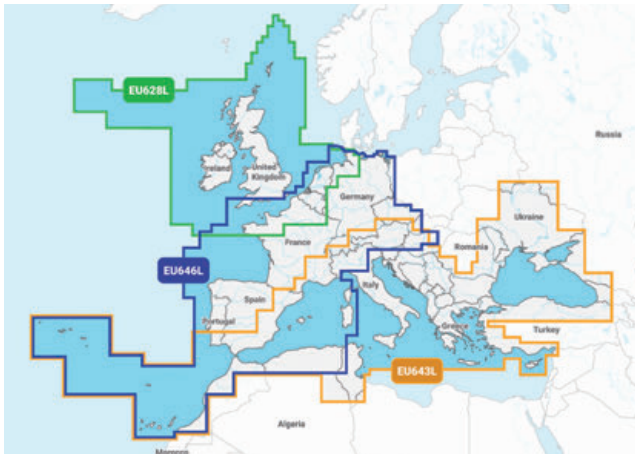

29.061.03/06

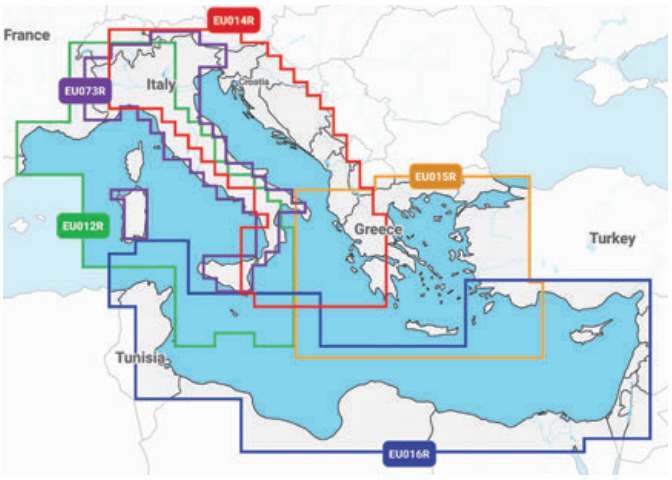

29.061.02/05

Portable VHF and accessories

COBRA MARINE MR HH150FLTE portable VHF

- Portable.
- Manufacture: IPx7 (watertight for 30 minutes @ 1 metre depth).
- scanning: on all channels;
- Dual Watch (scanning channel 16 + one of choice);
- Rx indicator: on a graduated bar with 3 notches;
- Tx power: Max 3 W - Mid 1 W - Min 0.5 W;
- Audio power: 250 mW - 8 Ω;
- Intermediate Rejection: -70 dB;
- power supply: from 5 NIMH batteries or AAA type Alkaline batteries;
- autonomy: 9 hours;
- absorption: Tx: 1.1 A, Rx: 100 mA, Standby: 40 mA;
- dimensions: 117 x 69 x 38 mm;
- weight: 227 gr without batteries;
- other Features: Roger Beep, Battery Charge Indicator, Keyboard Lock.

Code	⟷ mm	g
29.661.02	117x69x38	227 without batteries

Cobra Marine VHF MR HH 350

Technical Details: - IPX7 waterproof and floating - 1/3/6 W power - All international channels - BURP function to expel water from microphone - Unlimited channel programming - TRI-WATCH: Channel 16 + 2 programmable channels - Jack for external microphone/speaker - Channel/ Memory scan - Background noise suppression - High-visibility display -- Key Lock to prevent accidental use - Signal strength Meter.
Supplied with 1000 mAh LION battery + 220V battery charger with desktop + 12V (cigarette lighter) charger + belt clip.

Code	⟷ mm	g
29.661.04	121x67x53	272

VHF COBRA MARINE MR HH500 bluetooth - floating

This VHF has a **Bluetooth function for mobile phone interface** which can then be stored in a safe place. The product can be used as a standard VHF, or as a telephone using the Bluetooth connections.
Technical data: Waterproof to IPx7 - **floating** - 6-watt power - All international channels - "Rewind" function to listen to the last calls - Exclusive BURP function to drain excess water from the speaker grill, Signal Meter - Unlimited channel programming - Tri-Watch function for channel 16 + 2 selected channels - Jack for external microphone / speaker - Scanner for memorised channels - Key Lock to prevent accidental use - Background noise suppression - High visibility display.
Complete with 1000 mAh LION batteries + 220 V charger with desktop + 12 V (cigarette lighter) + spare antenna + belt clips.

Code	⟷ mm	g
29.661.06	62x36x123	228

COBRA MARINE MR HH600 GPS BT EU VHF

Hand-held VHF complying with the highest safety standards. The MR HH600 GPS BT EU combines all the functions of a DSC class "D" with a 66-channel GPS, a torch, the strobo function, the Microblue Bluetooth Technology and many other Cobra Marine features.
Built-In GPS Receiver & DSC that shows GPS coordinates on screen and automatically sends GPS location and MMSI with DSC calls. The radio's light can be used as a flashlight or S.O.S. signal, and the light ashes automatically when dropped in the water.

Code	⟷ mm	g
29.661.07	131x72x47	329

Fixed VHF

GARMIN 115i and 215i AIS VHF

Garmin last-generation communication systems feature innovative design, sturdy and compact. They provide standard Class D DSC functionality (distress calling and direct calling with user programmed MMSI). Just plug and play via the NMEA 2000 network to compatible Garmin chartplotters and MFDs for a real onboard integrated system. The VHF 215i AIS radio displays AIS (Automatic Identification System) on the chartplotter to enhance communication, situational awareness and collision avoidance between you and other mariners.

◢ 29.084.21

◢ 29.084.20

Code	GARMIN Code	Description	Power V	Max power	Mounting	Integrated AIS	Removable micro-phone
29.084.20	010-02096-01	VHF Garmin 115i	12	25 W	Recess / Bracket	no	no
29.084.21	010-02098-01	VHF Garmin 215i AIS	12	25 W	Recess / Bracket	Yes	Yes

COBRA MARINE F77-EU VHF

IPx7 watertight device.
25/1 watt power. Instant access to channel 16 and DSC.
In addition to all VHF standard functions:
- Built-in GPS: it shows the geographic coordinates when the DSC is activated
- Radio check (check of batteries, transmission power and antenna)
- Rewind say Again (to listen again important messages)
- NMEA inlet/outlet
- Vocal amplifier
- Soft Key function
- Alarm inlet
- Signal reception bar
- Kit for recess mounting included.

Code	Power V	Colour	⟷ mm
29.645.01	12	grey	180x159x57 H

RAYMARINE Ray63/Ray73 VHF radio

The new Ray63/Ray73 are full-sized VHF radios packed with all the essential communication features that every boater needs. Add the optional handset accessory and you can use your Ray63/Ray73 from 2 locations onboard. The handset also enables intercom calling from station to station.
go boating. Moreover, thanks to the optional Raymic handset, you can have full control of the radio and the intercom function from a remote second board station.
- DSC class D transceiver;
- Integrated GPS with the option to add an external passive GPS antenna (complies with the new standard EN301025)
- DSC button to transmit GPS position data and digital mayday;
- Dedicated channel 16 button;
- NMEA0183 and NMEA2000 connectivity.
- Large back-lit LCD screen.
- possibility of a second station via Raymic;
- possibility to connect wirelessly up to 2 handsets;
- Ray 73 with integrated AIS;
- IPX6 and IPX7 watertightness.
- output megaphone/fog horn

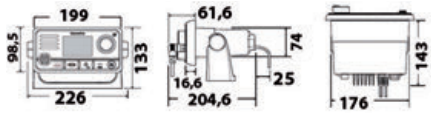

Code	Description	Power V	Mounting	AIS and integrated loudspeaker output
29.718.26	VHF Ray63	12	Bulkhead or bracket	no
29.718.27	VHF Ray73	12	Bulkhead or bracket	Yes
29.720.06*	Raymic second station for Ray63 / Ray73	-	-	-
29.720.07	10-m extension cable for Raymic 29.720.06	-	-	-

* *Extension cable not included.*

RAYMARINE VHF Ray53 radio

This radio combines a powerful communication system into a case that is small enough to mount just about anywhere.
- 25W transmission power.
- Class D DSC transreceiver.
- Simple integration with other onboard electronics via NMEA0183 o NMEA2000 networking.
- DSC button to transmit GPS position data and digital mayday;
- Dedicated channel 16 button;
- NMEA0183 and NMEA2000 connectivity.
- Large back-lit LCD screen.
- IPX6 and IPX7 watertightness.

Integrated GPS with possible additional external passive GPS antenna.

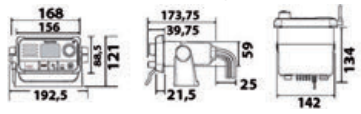

Code	Description	Power V	Mounting	Integrated GPS
29.718.25	VHF Ray53	12	Bulkhead or bracket	Yes

WEATHER FLOW & SKYWATCH portable anemometers

WEATHER FLOW anemometer for Smartphones

This small but very precise anemometer turns your devices into an information detector for everyday navigation. It is compatible with iPhone, iPad, iPod, and Android smatphones/tablets. iOS6.0 or Android 4.3 operating systems required. Just plug it into the audio socket. ± 0,5% or 0.1 m/s max error. 0.1 to 56 m/s range. It reads in meters/second, miles/hour, knots, and Beaufort scale. It saves wind speed (average and max) and direction. Shock-proof rubber case.

Code	Type	Technical specifications	Connection	⟷ mm
29.801.24	Wind meter	Wind speed and direction	AUX direct	82x40x18

Portable Anemometer SKYWATCH Wind

Code 29.801.15

The Skywatch® Wind measures wind speed, air temperature, and perceived temperature (wind chill) quickly and accurately.
Small enough to be carried anywhere, dust and shock resistant, equipped with a user-replaceable propeller.
Powered by a lithium battery, weight 30 g, dimensions mm 41x109x17, accuracy: ±3% FS.
Available performances: 1) Instantaneous wind speed in knots, km/h, mph, m/s and maximum; 2) Temperature from -30° C to +70° C (-22° F to +158° F); 3) Apparent temperature based on wind speed, measurement range from 3 to 185 km/h.

SKYWATCH EOLE-METEOS portable anemometer

Professional instrument supplying the following:
1) wind instant speed
2) wind average speed over 24 hours
3) wind max speed over 24 hours
- Speed measured in km/h, m/s, knots, mph, fps, bft
- Back-lighting
- Size Ø mm 65x155
- 2 AA battery power
- Watertight and floating
- Propeller protection

Code	Type
29.801.16	EOLE 1

SKYWATCH Atmos portable anemometer

Professional instrument indicating: instant, maximum and medium wind speed in Km/h, mp/h, m/s, fps, knots, beaufort 2 to 150 Km/h; instant, maximum and medium -20° + 70° temperature; perceived temperature; 2 to 100% instant, maximum and medium humidity hygrometer, dew-point calculation.

Code	Type	Battery	Backlighting	Tin	⟷ mm
29.801.17	ATMOS	2 AA	Yes	Yes	Ø 65x115

Instrument holder

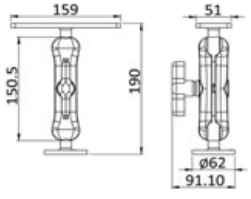

Universal instrument holder

Made of black anodized light alloy, the base and the multi-bore plate for the instrument are connected by a ball joint for better adjustment. Loosen the wing nut locking on the side to pull out the plate and instrument from the base to prevent theft.

Code	⟷ plate mm	Base Ø mm	Total height max mm
29.759.00	158x50	62	185

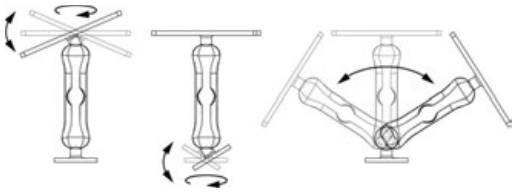

EPIRB (emergency beacons)

New

Man Over Board based on AIS transmission

The W480 device is a MOB signalling system for personal use, class M.
Designed to be carried on life vests or oilskins. It activates within 5 seconds of falling overboard.
The in-built GPS receiver communicates the MOB position via DSC and AIS transmission.

- MOB compliant with Class M, AMRD type A
- AIS operating modes (AIS1 and AIS2, power 2 W) and DSC
- Open Loop or Close Loop (depending on the competent authority)
- MMSI programmable through application
- Service life (active): minimum 24 hours
- Inbuilt GPS receiver;
- compact and lightweight;
- Automatic and manual activation upon contact with water (very useful in case of unconscious shipwrecked);
- High-efficiency flashing light to help rescuers pinpoint the shipwreched's precise location in poor visibility or bad weather conditions.
- ready to use, no specific maintenance required;
- 5-year battery storage. Batteries are easily replaced by the final user.

The device complies with the technical standard EN 300.338-6.

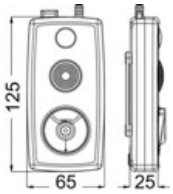

Code	Model	⟷ mm	g
29.650.01	W480	125x65x25	140

Epirb1 OCEAN SIGNAL with manual GPS CAT2

Compliant with RED Directive 2014/53/EU. Float-Free with manual release and integrated 66-channel GPS. High-brightness LEDs
In compliance with Class 2 = -20°C +55°C. Slip-in antenna and quick coupling bracket. Safety strap.
48h operating time. 5-year warranty. 10-year battery duration.

Code	Model	⟷ mm	g
29.646.02	EPIRB1	178x89	422

Pro OCEAN SIGNAL Epirb with CAT1 automatic GPS

Compliant with RED Directive 2014/53/EU. Float-Free a **automatic release** with integrated 66-channel GPS.
Very bright LEDs. IMO & GMDSS. In compliance with Class 2 = -20°C +55°C.
It meets all the international standards, IMO and GMDSS included.
Retractable antenna. 48 hours of operation. 5-year warranty.
10-year battery duration.

Code	Model	⟷ mm	g
29.647.02	EPIRB1 Pro	237x191x121	1250

Internet Antennas, 5G/4G/Wi-Fi

weBBoat® GLOMEX

weBBoat® 4G Lite EVO and weBBoat® 4G Lite High Speed are COMPACT COASTAL INTERNET 4G/ Wi-Fi SINGLE SIM and ALL-in-ONE integrated systems designed by Glomex to surf the web at sea (up to approximately 15 miles from the coast) and in marginal signal areas on land.
Equipped with two 4G Diversity antennas, one Wi-Fi antenna for the EVO model and two 2.4GHz MIMO Wi-Fi antennas for the High Speed model, and a 4G/WiFi router that receives the internet signal and redirects it inside the boat or camper with a protected WiFi network that can be used simultaneously by 24 different devices. Additionally, if a known Wi-Fi network is available, the weBBoat® 4G will automatically connect to it to reduce internet connection costs.
- weBBoat® 4G Lite EVO ensures high connection speed, up to 100Mbps in DL, allowing web browsing, video calls, and watching streaming platforms along the coast.
- weBBoat® 4G Lite High Speed is an enhanced system with increased connection speed, up to 300Mbps in DL, a new dual power processor, and the 'carrier aggregation' feature to optimize data transfer speed.
They are Plug&Play products and for their operation, they only need a power cable from 10 to 30 Vdc.
Moreover, all functionalities of the weBBoat® 4G Lite systems are easy to manage via the free App for iOS and Android devices.

Code	Version	V	⟷ mm	kg	Range
29.921.08	WeBBoat 4G Lite High Speed	9/30	Ø 140 x 200 h	0.9	15 miles

29.921.30 *OPTION Support for spreader on sailboat mast for WebBoat lite made of reinforced nylon, fitted with two hinges for mounting on curved or rounded surfaces. 1"x14 thread, side or central cable outlet. Install the WebBoat at a 8/10-m max height.*

weBBoat® Plus 5G GLOMEX

5G CONNECTION | **LTE CAT 23** | **AUTOMATIC DUAL SIM**

weBBoat® Plus 5G is the new integrated system **WORLDWIDE COASTAL INTERNET 5G/4G/Wi-Fi DUAL SIM All-in-One Plug & Playb**, designed by Glomex to provide a secure Wi-Fi hotspot within the vessel, thanks to the integrated 5G/4G and Wi-Fi antennas for stable and ultra-fast connection, certified up to over 20 miles from the coast.
Download speed in 5G up to 2.5 Gbps thanks to the CAT 23 module. 5G offers a connection with the same level as fiber cable, but totally wireless and therefore perfect for use onboard.
Moreover, when sailing in an area without 5G coverage, the LTE CAT 16 unit allows for a 4G connection speed up to 1Gbps.
Inside the radome, there are 4 high-performance 5G antennas and 2 x 2.4/5GHz MIMO Wi-Fi to optimize data transfer speed, with an increased connection speed. This means that it is possible to stream TV channels on platforms like Netflix or Amazon Prime, offshore, or work from the boat, using the internet connection as on land.
It is equipped with the new and revolutionary Glomex MIoT Routerboard platform, featuring a super powerful processor that significantly increases connection speed compared to other existing mobile wireless internet systems.
Among the most important features of the weBBoat® Plus 5G are:
- Function carrier aggregation: in LTE it has the capacity to combine multiple bands into a single large channel, **improving data transmission speed** significantly,
- **Automatic APN**: Simpler and faster device configuration with automatic selection of the operator's APN for the inserted SIM card,
- Easy configuration and management with the Glomex weBBoat® App,
- Connection Priority Management: option to select which type of internet connection to use and in what order of priority between marina Wi-Fi/internet data via SIM cards installed inside the unit/SAT – satellite internet,
- Encrypted peer-to-peer connection in real time for remote configuration and technical support,
- Integrated speed-test function.

It is also possible to purchase the version with an integrated SIM Extender (**29.921.20**), which provides the user the ability to have up to 4 SIM Cards (**up to 4 SIM Cards**) (Micro SIM type) at hand, usable one at a time, and the freedom to freely install the Glomex weBBoat in an optimal position, to maximize performance in terms of navigation speed and distance from the coast.
The SIM Extender is equipped with two Ethernet ports: the first is used to connect the device to the weBBoat Plus 5G, while the second can be used for direct connection to other devices or with an Ethernet Switch, in case additional Ethernet ports or access points are needed to relay the WiFi signal within the vessel. The power supply is in direct current at 12 or 24 Volts.
It is possible to view the status of the SIMs either through the app or thanks to the LEDs on the front panel, in the following colours:
- **Green**: SIM active and connected to the internet (if flashing, it indicates that the connection is in progress),
- **Red**: Active SIM unable to connect to the internet,
- **Yellow**: SIM verified.

Technical specifications of the SIM Extender:
- Operating temperature: from -10°C to 50°C,
- Humidity: 15% - 95% (non-condensing),
- Communication with weBBoat Plus 5G up to a distance of 100m,
- Reset button,
- On/Off button.

Code		Version	Number of supported SIM cards	V	⟷ mm	kg	Range
29.921.10		weBBoat® Plus 5G	2	10/30	Ø 250x300 h	1.2	25 miles
29.921.20	New	weBBoat® Plus 5G with SIM Extender	4	10/30	Ø 250x300 h	1.2	25 miles

29.921.31 *OPTIONAL Anti-yellowing reinforced nylon support with adjustable base for installing the weBBoat 4G Plus on the cross-tree. Ø 25mm. Rivets / screws for fixing not provided.*





GLOMEX weBBoat® Link PRO 5G

5G/4G/WI-FI COSTAL INTERNET | **DUAL MICRO SIM** | **LTE CAT 23**

weBBoat® Link PRO 5G is the new WORLDWIDE Dual SIM 5G/4G/Wi-Fi Coastal Internet system to get the internet on board and a secure Wi-Fi hotspot inside and outside the boat available to be used on 32 devices at the same time.
weBBoat® Link PRO 5G is fitted with 4 x 5G and 2 x 2.4/5GHz MIMO Wi-Fi antennas for optimizing the speed of data transfers up to 15 miles off the coast.
weBBoat® Link PRO 5G allows you to use different types of Internet connection, even combining Internet via a 5G/4G mobile network, Wi-Fi and satellite connection (if any). The performance will be at the same level of a fiber network but totally wireless and therefore ideal to be used on board.
Among the main weBBoat® Link PRO 5G features are:
·Brand new Firmware and user interface with new functions.
·Carrier aggregation: flexible bandwidth option in LTE that allows to combine multiple bands of the carrier into one big channel and therefore significantly improve the achievable data rates and speed.
·Automatic APN: easier and faster configuration with the automatic selection of your SIM card carrier APN.
· Easy configuration and management with weBBoat® App.
·Priority function: possibility to choose which type of Internet connection is used and in which assigned priority order between Wi-Fi of marina/internet data via SIM cards installed inside the unit/SAT - satellite internet.
· Encrypted real-time peer-to-peer connection for remote set-up & service.
·Built-in speed-test feature.

Code	Version	V	Range	5G download speed	Download speed 4G (LTE) CAT 23	Internet antennas
29.921.11	weBBoat Link PRO	10/30 Vdc	15 miles	up to 2.5 Gbps	up to 1.6 Gbps	4 x 5G + 2 x 2.4/5GHz MIMO Wi-Fi antenna

GLOMEX weBBoat® Link PRO 5G EXT

5G/4G/WI-FI COSTAL INTERNET | **DUAL MICRO SIM** | **LTE CAT 23**

◢ Optional stainless steel support PRM180

weBBoat® Link PRO 5G EXT is the new Dual SIM 5G/4G/Wi-Fi Coastal Internet system working worldwide. It consists of a unit to be placed inside the boat + 4 x 5G high-gain antennas to be placed outside and 4 x LMR200 7-m coaxial cables to surf the Internet and to have a safe Wi-Fi hotspot both inside and outside the boat up to 20 miles from the coast.
Up to 32 devices can be used at the same time with no signal or performance degradation.
weBBoat® Link PRO 5G EXT allows you to use different types of Internet connection, even combining Internet via a 5G/4G mobile network, Wi-Fi and satellite connection (if any). The performance will be at the same level of a fiber network but totally wireless and therefore ideal to be used on board
Among the main weBBoat® Link PRO 5G features are:
·Brand new Firmware and user interface with new functions.
·Carrier aggregation: flexible bandwidth option in LTE that allows to combine multiple bands of the carrier into one big channel and therefore significantly improve the achievable data rates and speed.
·Automatic APN: easier and faster configuration with the automatic selection of your SIM card carrier APN.
· Easy configuration and management with weBBoat® App.
·Priority function: possibility to choose which type of Internet connection is used and in which assigned priority order between Wi-Fi of marina/internet data via SIM cards installed inside the unit/SAT - satellite internet.
· Encrypted real-time peer-to-peer connection for remote set-up & service.
·Built-in speed-test feature.
Available on request with 10- or 20-m cable.

Code	Version	V	Range	5G download speed	Download speed 4G (LTE) CAT 23	Internet antennas
29.921.12	weBBoat Link PRO EXT	10/30 Vdc	20 miles	up to 2.5 Gbps	up to 1.6 Gbps	4 x 5G outdoor antennas + 2 x 2.4/5GHz MIMO Wi-Fi antenna

Mobile MiMo 5G GLOMEX Antenna

Code **29.921.13**

High-performance multi-band 5G/4G(LTE)/GSM/UMTS/GPRS antenna.
It is the ideal solution for interfacing with the weBBoat® Link PRO 5G with a single omnidirectional antenna in a radome of 250x300mm (10x12") with 4 SMA female pigtail terminals. Two terminals refer to two dipole antennas, optimized for frequencies from 1.5GHz to 6GHz; the other two terminals are associated with a dual monopole antenna, optimized for frequencies from 600MHz up to 6GHz.
Can also be used in conjunction with other 5G routers, respecting the frequency ranges during installation.
1.5dB gain achieved at 600MHz.
7dB gain at 6GHz.
Lightweight and resistant to shocks, corrosion, and extreme environmental conditions.
2 broadband dipole antennas with vertical polarization + 1 dual monopole antenna.

Flares and distress signals

Italian Distress Signal Pack DM 21/09/2024

Rescue signals type "Approved by the Ministry of Transport and Navigation". In accordance with Directive 2014/90/EU – Marine Equipment (MED). Usable on both merchant and recreational vessels DM No. 133 of 21/09/2024

Code	Regulatory Navigation Case	No. hand flares 30.116.01	N. smoke buoy 30.115.00	N. Parachute Flares 30.117.00
30.230.01	**within 3 miles**	2	1	-
30.230.02	Within 6 nautical miles rental **Within 50 nautical miles for pleasure craft**	2	2	2
30.230.03	**Beyond 6 nautical miles rental** Beyond 50 nautical miles pleasure boating	3	2	3
30.230.04	For ships over 24	4	4	4

Item subject to eco-contribution Co.Ge.Pir for sales made in Italy

30.199.00*CoGePir flare disposal box*

◢ 30.230.03

◢ 30.230.05

Pleasure boating complying with FRENCH REGULATIONS

Rescue signals type "Approved by the Ministry of Transport and Navigation". In accordance with Directive 2014/90/EU – Marine Equipment (MED). Usable on both merchant and pleasure vessels DM No. 133 of 21/09/2024.
Packaged in sturdy, waterproof, and buoyant cases to ensure safe and lasting stowage.

Code	Content	Navigation
30.230.05	3 hand-held flares 30.116.01.	Not exceeding 6 miles from a mooring point
30.230.03	3 hand-held flares 30.116.01 + 3 parachute flares 30.117.00 + 2 smoke signals 30.115.00.	Beyond 6 miles from a mooring point

Item subject to eco-contribution Co.Ge.Pir for sales made in Italy

30.199.00*CoGePir flare disposal box*

Professional fishing kit

Rescue signals type "Approved by the Ministry of Transport and Navigation". In accordance with Directive 2014/90/EU – Marine Equipment (MED). Usable on both merchant and pleasure vessels DM No. 133 of 21/09/2024.
Packaged in sturdy, waterproof, and buoyant cases to ensure safe and lasting stowage.

Code	Regulatory Packaging for Navigation	No. hand flares 30.116.01	N. Parachute Flares 30.117.00
30.231.01	**within 6 miles**	2	4
30.231.02	**within 20 miles**	3	6

Kit for lagoon local fishing and working purposes

Code	Regulatory Packaging for Navigation	No. hand flares 30.116.01	2-star signal 30.118.00
30.231.03	coastal/lagoon fishing and working purposes	3	3

Hand-held flare

Rescue signals type "Approved by the Ministry of Transport and Navigation". In accordance with Directive 2014/90/EU – Marine Equipment (MED). Usable on both merchant and pleasure vessels DM No. 133 of 21/09/2024.
Packaged in sturdy, waterproof, and buoyant cases to ensure safe and lasting stowage.

Code	Description
30.116.01	Hand-held flare

Item subject to eco-contribution Co.Ge.Pir for sales made in Italy

30.199.00*CoGePir flare disposal box*

Parachute flare

Rescue signals type "Approved by the Ministry of Transport and Navigation". In accordance with Directive 2014/90/EU – Marine Equipment (MED). Usable on both merchant and pleasure vessels DM No. 133 of 21/09/2024.
Packaged in sturdy, waterproof, and buoyant cases to ensure safe and lasting stowage.

Code	Description
30.117.00	Parachute flare

Item subject to eco-contribution Co.Ge.Pir for sales made in Italy

30.199.00 *CoGePir flare disposal box*

MAYDAY floating smoke signal

Rescue signals type "Approved by the Ministry of Transport and Navigation". In accordance with Directive 2014/90/EU – Marine Equipment (MED). Usable on both merchant and pleasure vessels DM No. 133 of 21/09/2024.
Packaged in sturdy, waterproof, and buoyant cases to ensure safe and lasting stowage.

Code	Description
30.115.00	Floating smoke signal

Item subject to eco-contribution Co.Ge.Pir for sales made in Italy

30.199.00*CoGePir flare disposal box*

ALBA distress signal, 2 stars

Daytime distress signal "Approved by the Italian Ministry of Infrastructures and Transport".
For use on vessels, lifeboats and rafts. Also useful for divers, windsurfers and mountain rescue.

Code	Regulation for
30.118.00	various uses

Navigation signs

Black inflatable signal ball

To be hoisted at anchor (one), or (two in vertical line) if the boat is not under command. Deflated, it takes up no space. Mandatory as onboard equipment from within 1 mile to unlimited distance from the coast according to the new DM No. 133 of 21/09/2024.

Code	Ø mm
30.654.00	400

300-mm Ø black signal ball

Code **30.650.00**

It is made of **black polycarbonate** anti-reflective, to be hoisted during the day when the boat is at anchor. If the boat is not under command, two should be hoisted vertically. Mandatory as onboard equipment from within 1 mile to unlimited distance from the coast according to the new DM No. 133 of 21/09/2024
1. at mooring or at anchor
2. ungoverned
3. beached or grounded
4. danger (using any square flag)

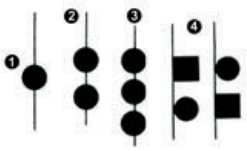

Black signal cone

Made of anti-glare black polycarbonate, designed to be fitted onto the bow when the boat navigates simultaneously using the sail and the motor. Sail and motor propulsion.
Sail and motor propulsion

Code	Height mm
30.651.00	470

Mirror signal heliograph

Made of unbreakable **chromed plastic**.



Code	Language instructions	Ø mm
30.630.00FR	French	85
30.630.00IT	Italian	85
30.630.00SP	Spanish	85

Floating rescue lights

STAR 1 floating rescue light with automatic tilt switching

Code	Power supply	⟷ mm
30.584.00	4 x LR20 1.5 V batteries	350x120

Bracket for floating rescue lights

◢ 30.584.01

◢ 30.582.01

Made of **stainless steel**, for bulkhead mounting or for mounting on lifebuoy bracket 22.418.00/01.

Code	Compatible buoy	Tube Ø mm
30.584.01	**30.584.00 and similar**	22/25
30.582.01	**30.582.00**	22/25

Mini One LED floating rescue light

LED

Last-generation compact LED floating rescue light. MED approval. To be used both on cargo and pleasure boats.
Automatic tilt switching. Fitted with safety rotating switch to be activated before commissioning.

Code	Power supply	Mounting bracket
30.583.00	2 x AA batteries	Included

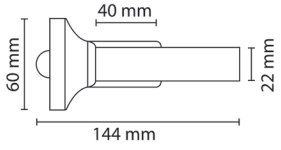

Starled floating rescue light

LED

Buoy with automatic ignition upon capsizing and LED light source.

Code	Batteries	Use	⟷ mm
30.582.00	4 x AA	Pleasure + merchant navy	145x105

It can be installed instead of item 30.584.00 since the body has the same diametre.

Sealux electronic floating rescue light

Tested by RINA according to CCE 39829. Activates automatically upon contact with seawater. Does not turn on when wet from rain if out of the water. Approved for recreational boating (D.M. 385/99).

Code	⟷ mm
30.432.00	124x72x107.5 h



IKAROS Hansson Pyrotech MOB

Automatic distress signal + floating smoke light required on fishing boats since 1/1/2004.
Type-approved by Marine Equipment.

Code	Light	Smoke duration	⟷ mm	kg
30.431.00	2 cd for 2 hours	Min. 15 minutes	200x500	4.8

Item subject to eco-contribution Co.Ge.Pir for sales made in Italy

360° lights for signalling buoys, nets, wharfs, etc.

LED signalling lights for signalling buoys or fishing nets

LED

Made in compliance with the Official Gazette No 112 dated 30/04/2011 Art. 13-16-17. CE 1224/2009 regulations. Fitted with automatic twilight switching. Equipped with No. 2 LED electronic circuits to provide white and yellow light.
Batteries not included.

Code	Power supply (standard batteries)	Lens colour	Flash	Minimum visibility	Duration	⟷ mm
30.592.01	2xUM-1	white + yellow	12 / min	3 miles	25 nights	255x55
30.592.06	2xUM-1	white + yellow	12 / min	3.5 miles	60 nights	210x60

Signalling buoy

Ready to fit signalling lights.

Code	Volume litres	Buoyancy kg	Ø mm	H mm	Colour	Matchable signal light
33.176.04	15	13.5	320	800	yellow	**30.596.01/03/04**
33.176.05	50	50	500	1030	yellow	**30.596.01/03/04**

LED warning light

IP67

It signals obstacles, signalling buoys, wharves, harbour entrances, etc. Fitted with seagull scarer.
Powered by lithium batteries charged via a mini solar panel.
The light comes with a bracket and clamp for 18/32-mm tubes; UV-, oil- and corrosion-resistant; CE type-approved.
Switching on:
1 - Automatic twilight switching with flashing mode activation (4 flashes in sequence x 52 cycles/minute).
2 - 30-m reach radio remote control.
3 - Manual.

VERSION A
- White fixed light.
- White single FLASH.
- White flashing light (4 FLASHES in sequence)
- White SOS light.
- Off.

VERSION B
- fixed coloured light (green);
- FLASH coloured angle (green);
- Gradual FLASH (green);
- White SOS light.
- White fixed light.
- Off.

Dimensions: 115x73 mm; weight: 225 gr + 120 gr (bracket).

Code	Light	Version	Visibility in nautical miles		Battery life hours at 100% charge		
			Flash	Fixed Light	Flash	S.O.S	Fixed Light
30.596.01	white	A	1.5	2.0	300	30	12
30.596.04	green	B	3.4	2.0	150	30	12

Portable fire extinguishers

MED-type approved powder extinguisher

ALUMINUM TANK

Filled with powder, model without pressure gauge. One-piece stainless aluminium bottle with bracket.

Code	kg	Fire Extinction Category
31.450.00	1	5A 34B C

MED type-approved powder extinguisher with pressure gauge

ALUMINUM TANK

Rust-proof aluminium cylinder; includes support bracket. Valid for pleasure + commercial boating.

Code	kg	Fire Extinction Category	Label
31.450.01	1	8A 34B C	Italy/Croatia/Slovenia/Switzerland
31.450.02	2	13A 89B C	Italy/Croatia/Slovenia/Switzerland
31.448.01	1	5A 34B C	UK/France
31.448.02	2	13A 89B C	UK/France
31.447.01	1	5A 34B C	Germany/Austria
31.447.02	2	13A 89B C	Germany/Austria

ANF fire extinguisher with AFFF MED type-tested foam

ALUMINUM TANK

Ideal in **kitchens** since it effectively extinguishes **vegetal oil** flames **used to cook**. Rustless aluminium bottle with support.

Code	kg	Fire Extinction Category	⟷ mm
31.450.12	2	8A - 70B - 25F	380x108

MED-approved fire extinguisher

Approved by Marine Equipment (MED), suitable for Commercial Boating in all countries that comply with SOLAS standards.

Code	kg	Extinguishing product	extinguishing class	⟷ mm
31.451.03	3	powder	13A-89BC	130x390
31.451.05	6	powder	34A-233B-C	160x515
31.452.02	2	CO2	21B	100x587
31.452.05	5	CO2	89B	140x712

Fireproof blanket with rigid container

Type-approved by UNI EN 1869:2002, suitable for mounting near the kitchen area; may substitute the require galley extinguisher.

Code	Container mm	Cover contained cm
31.426.01	205x180x50	120x120

New Nano Aerosol Manual Fire Extinguisher

This extinguisher is an innovative and safe device, based on PGA technology (Potassium-based Pyrotechnic Aerosol). Despite being compact and lightweight (480 grams), it provides extinguishing effectiveness comparable to traditional 6kg powder or foam extinguishers. It is ideal for extinguishing fires caused by fuels, electrical circuits, gas, oils, plastics, and other materials. Unlike other models, it leaves no residue, does not pollute the environment, and is safe for humans. Perfect as an additional unit for sudden emergencies.

Code	Extinguishing product	Fire Extinction Category	Discharge time (s)	⟷ mm	kg
31.810.01	Potassium	B - C - E - F	8-10	242x53	0.5

◢ Video

New Aerosol Stick Fire Extinguisher for Electrical Panels

Adhesive stick fire extinguisher employing aerosol technology, activates at 170°C, ideal to fight fires caused by short circuits in reduced spaces such as electrical panels and engine compartments of boats. Non-toxic, non-pressurized, leaves no residue, and is easily installed. Protects up to 0.3 m³.

Code	Extinguishing product	Fire Extinction Category	Maximum coverage (m3)	⟷ mm	kg
31.820.01	Potassium	B - C - E - F	0.3	87x20	0.1

◢ Video

Fire-prevention systems

Automatic spray powder extinguisher, categories A B C

Fitted with manometer; thermocouple controlled system, activated when the engine room reaches a temperature of 70°.

Code	kg	Template	Recommended for hulls up to	Saturation volume m3	Ø mm	Height mm	Support
31.515.01	1	cylindrical	6 m	2	83	300	bulkhead
31.515.22	2	cylindrical	8 m	4	108	380	bulkhead
31.515.02	2	barrell-shaped	8 m	4	200	200	Fixed
31.515.03	3	barrell-shaped	10 m	6	180	280	Ceiling, swinging
31.515.05	6	barrell-shaped	11 m	9	260	320	Ceiling, swinging

◢ 31.515.01

◢ 31.515.22
◢ 31.515.03
◢ 31.515.02
◢ 31.515.05

RINA-approved automatic fire extinguishing system

Approved **RINA**; powder models with automatic activation by breaking a glass ampoule at 93°, or manually via a flexible remote control. The kit includes: cylinder loaded with ABC 30% powder; special valve with dual output: to connect multiple nozzles with more copper tubing; remote control handle with steel cable; nozzles plus copper tubing 8x10 mm.
New 2017 version in compliance with ISO 9094 and fitted with pressure switch to be connected to a warning light on the panel (14.185.01/02 or similar) which signals possible pressure drops or system openings.
A Manual control.
B M10x fitting.
C Nozzle on tank.
D Vertical tank for bulkhead or floor mounting.
E Nozzle on engine room.

Code	kg	Max coverage in m³	Recommended for rooms up to m3	Tube length m	Number of nozzles
31.519.13	3	4.2	4.5	3.50	2
31.519.16	6	8.4	9	4.65	2
31.519.22	12	16.8	18	7.80	4

◢ Fire extinguisher control

RINA-approved extinguishing system HFC 227 or FK-5-1-12 (formerly NOVEC)

RINA, CE certified automatic extinguishing systems with eco-friendly extinguishing gas. This product replaces Halon 1301 and operates by saturating the environment. Compared to extinguishing powder, it leaves no residue, so even in the event of accidental activation, there is no need to restore all the mechanics and accessories clogged by the extinguishing powder. The kit includes: **charged cylinder** with gas **HFC-227 or FK-5-1-12 (formerly NOVEC)**+ special valve **SPRINTVALVE** with thermal activation at 93°+ cable with handle for remote control + **extinguisher mounting bracket. Operating by saturation** this system does not **require additional piping and nozzles**. For larger volumes, **more extinguishers** can be used.

Code	Load liters	Saturation coverage		⟷ cylinder mm
		max m³	recommended m³	
31.520.13	3	5.1	3.35	Ø130x390
31.520.16	6	10	6.70	Ø160x465
31.520.22	12	20	13.40	Ø190x600

The saturation coverage is calculated by watertight area, in case of openings, an increase of 50% needs to be calculated.

◢ Patented valve with thermal (79°C standard bulb), electric and manual activation.

◢ Fire extinguisher control

Remote extinguisher activation kit

Code **31.514.00**

It includes: mechanical triggering system + cable 17.450.90 + compartment; for extinguishers 31.515.03/05.

White ABS compartment

Suitable for housing flexible controls 17.450.90/91 or similar types for emergency cutouts or for activating fire extinguishers.

Code	Type of compartment	Version	External Ø mm	Bore Ø mm
17.452.93	New Edge	With Fire Extinguisher graphic	87x94	69
17.452.94	New Edge	With Fuel Stop sign	87x94	69
17.452.55	Classic EVO (with new closure)	With Fire Extinguisher graphic	95	69
17.452.56	Classic EVO (with new closure)	With Fuel Stop sign	95	69

Aerosol fire suppression system, RINA type-tested

< 24 M **AEROSOL**

Max Marine RINA type-tested aerosol fire-suppression system consists of a generator module filled with solid extinguishing agent. Upon activation the agent turns into aerosol having few micron particles that disperse into the environment like a gas.
The aerosol generated extinguishes the fire by inhibiting the combustion chemical reaction without reducing the content of oxygen present in the protected environment, without generating toxic or corrosive substances and without ozone depletion. This product is eco-friendly.
The system has a pull activation device or a remote-controlled electrical activation device as well as an automatic intervention device (thermal wire).
This system has **several advantages**: **small size**, **low weight**, **easy to install** since no piping, no delivery nozzles and no under-pressure containers are required.
Max Marine activation and intervention logics are supervised by a control panel having free contacts to stop utilities.
Central unit power: 24V.

Code	Components	Model	Max volume lorodo protected m^3	Max protected net volume m^3	⟷ Ø x L (each generator)	kg total system
31.601.00	1 x generator module 1 with fastening brackets and thermal wire (H)	Max Marine 10	13	10	86x140	2
31.602.00	1 x generator module 2 with fastening brackets, 1.5-m connection cable (E), control central unit (D), pre-alarm siren (F), lamp test (G) and thermal wire (H)	Max Marine 20	25	20	100x240	5
31.604.00	2 x generator module 2 with fastening brackets, 2 x 1.5-m connection cables (E), control central unit (D), pre-alarm siren (F), lamp test (G) and thermal wire (H)	Max Marine 45	50	40	100x240	9.5
31.606.00	2 x generator module 3 with fastening brackets, 2 x 1.5-m connection cables (E), control central unit (D), pre-alarm siren (F), 2 x lamp tests (G) and thermal wire (H)	Max Marine 70	70	65	115x260	13

Push button

D

E

F

G

H

17.681.01

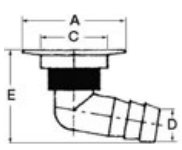

Fire Port with hose adaptor

For wall or floor mounting. It can be connected to the engine box or tank room with a pipe. It activates by applying pressure to the PVC diaphragm.; it can be refitted without spare parts after use.

Code	Version	⟷ mm			
		A	C	D Ø hoseholder	E
17.681.01	elbow 90°	70	50	38	80
17.681.02	straight	70	50	32/38	120 (pipe 32 mm) - 90 (pipe 38 mm)

New Fixed FIREBOY fire extinguishers with clean agent and manual/ automatic activation

FIREBOY

The MA Series fire extinguishers provide optimal protection for engine rooms and motor compartments up to 51 cubic meters. This pre-engineered system ensures a total flooding, representing the safest solution to combat fires in critical environments.
- Automatic activation at 175°F (79°C): in case of emergency, the extinguisher automatically activates at a preset temperature, with the option of manual activation for additional control.
- FK-5-1-12: clean extinguishing agent, ideal for protecting delicate equipment without causing collateral damage.
- Locking lever: increases safety during cable removal or installation.
- Powder coated mounting support: includes a sturdy mounting bracket and a 2-inch LED display for immediate visual control.
- Approved by USCG (United States Coast Guard) and ISO RINA.

Code	Load kg	Protected net volume (m3)	External dimensions mm	kg
31.610.03	3	3.5	130x512	8.5
31.610.06	4.9	5.7	160x514	12.6
31.610.07	6.1	7	160x514	14.9
31.610.10	8.5	10	180x565	20.1
31.610.14	12.2	14.1	180x769	27.6
31.610.18	15.8	18.4	180x926	34.2
31.610.21	17.1	19.8	180x926	35.4
31.610.22	17.1	19.8	254x623	37.5
31.610.25	22	25.5	254x781	46.8
31.610.31	26.8	31.1	254x781	52.7

New FIREBOY fire extinguisher activation cable kit

FIREBOY

The manual FIREBOY function is a backup for those who prefer an additional control measure or for vessels inspected as required by the US Coast Guard regulations.
The activation kit includes cable, light indicator, pull handle, safety pin, and safety strap.

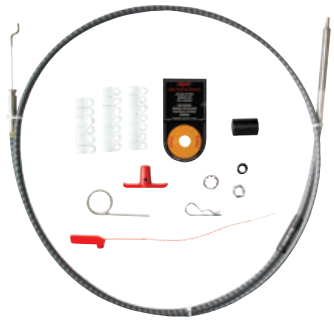

Code	Cable length (m)
31.630.03	3
31.630.04	4.2
31.630.05	4.8
31.630.07	7.9
31.630.10	10.3

New FIREBOY ESC series automatic engine shutdown systems

FIREBOY

Every system in the FIREBOY ESC series includes an integrated audible alarm, charge / discharge lights, and an override switch to restart or control the automatic shutdown. They are equipped with a water-resistant display.
ESC Series includes:
ISO 54 casing: robust protection with fuses and internal terminals; Heyco connectors: reliable cable connection; variety of models with 6, 8, and 10 circuits; gold-plated relays rated at 2 A (operating from 10 mA to 2 A) and 15 A (operating from 100 mA to 20 A); multiple voltage 9-12-24-32V DC.
Depending on the vessel setup, the control unit may: turn off the engines; turn off the generator; turn off the blower; turn off supply pumps; close shutters; activate alarms; perform various other functions through the relays of the control unit.

Code	Model	Relay
31.650.01	6 circuits	2x2A + 4x15A
31.650.02	6 circuits	6x15A
31.650.03	8 circuits	2x2A + 6x15A
31.650.04	10 circuits	10x15A

Lockers for fire extinguishers

OSCULATI

Recess fit extinguisher compartment

Made-ready for all 1 kg extinguishers, supplied with blocking straps.

Code	Material	Compartment mm	Depth mm	External frame mm
31.428.00	White ABS	85x340	80	150x410

OSCULATI

Extinguisher compartment with door

Made of **white polypropylene** with **clear UV resistant polycarbonate** hatch, snap-in closure for ANAF 1-kg fire extinguishers. Watertight, high-quality finish, white colour. Supplied with special brackets and self-blocking strap for perfect fastening of the extinguisher.

Code	Exterior frame mm	Cutout dimension mm	Depth below frame mm
31.429.00	183x364	140x321	75

OSCULATI

Extinguisher compartment snap in

SNAP IN / A SCATTO

Created for ANAF extinguisher (1kg). You have only to press it into the box, without any type of hook.

Code	Material	⟷ outside mm	Depth mm
31.428.01	White ABS	150x408	81

Gas and CO detector

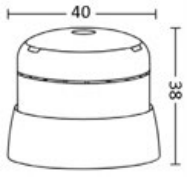

Carbon monoxide detector

Very compact battery-powered detector with acoustic alarm. Battery life guaranteed for 10 years from the manufacture date.

Code	Description	Sound alarm dB	⟷ mm
31.300.00	Battery-powered detector (10-year life)	85 at 3 m	Ø40 x 38

XINTEX

XINTEX G-2B-R gas/petrol fume detector

Fitted with **2 sensors** to locate in the bilge. 68-dBA acoustic alarm + red LED warning light. TEST-SILENCE control push button. Supplied with 2 x 6-m cables.

Code	V	Maximum current consumption mA	⟷ panel mm	Extension cable 6 m OPTIONAL	Replacement sensor
29.787.01	10/30	150	67x67	**29.787.11**	**29.787.12**

XINTEX

XINTEX P2BS propane fume detector

Fitted with **2 sensors** to be positioned where needed and a **solenoid valve**. A LED will light and a 68-dB alarm will sound in case of leaks; it automatically closes the solenoid valve.

Code	V	Maximum current consumption mA	⟷ panel mm	Extension cable 6 m OPTIONAL	Replacement sensor
29.788.01	10/30	780	67x67	**29.787.11**	29.787.12

XINTEX

XINTEX CMD-6 carbon monoxide alarm

Internal-combustion engines produce carbon monoxide. A faulty current generator might release exhaust emissions in the bilge, which is extremely dangerous for people on the boat.
The CMD-6 microprocessor-controlled alarm detects the levels of CO. The TWA (Time-Weighted Average) CO measurements process constantly monitors all CO levels (concentration, time and temperature) to calculate the precise alarm point depending on the COHb %.
- Multiple detectors can be interconnected.
- Relay module included for generator shutdown.

Code	V	Alarm point	Sound Alarm DBA	⟷ mm
29.782.02	12/24	10% COHb	85 at 3 m	89x89x31
29.782.04	independent with lithium*/ion battery (7 year end of life)	10% COHb	85 at 3 m	89x89x31



Radar reflectors

SUPERCOMPACT radar reflectors

Composed of **aluminium** slats crossed at various angles of 90° in a plastic container. They have a high reflective power. They are extremely compact and functional. Reflective surface 2 m² of guaranteed visibility **up to 2.5 nautical miles**.

Code	Model	Length mm	Ø mm
32.235.00	Sail to be hoisted on a shroud or stay	600	50
32.235.01	Engine with base on which it is **foldable with a click**	600	50

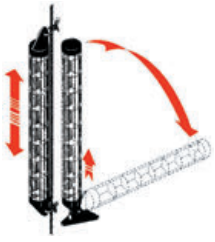

OSCULATI

PROFESSIONAL radar reflectors

Enhanced version of models 32.235.00/01. Composed of **aluminium** slats crossed at various angles of 90° in a plastic container. Reflective surface ensures visibility **up to 4 nautical miles**.

Code	Model	Length mm	Ø mm
32.236.00	Sail to be hoisted on a shroud or stay	600	100
32.236.01	Engine with base on which it is **foldable with a click**	600	100

OSCULATI

Radar reflector

Foldable, light-weight and easy to use; supplied with PVC casing.

Code	⟷ cm
32.711.69	34x34x47 (diagonal) Regulatory **Rorc/IOR**
32.711.70	21x21x30 (diagonal)

OSCULATI

First aid kit cases and seasickness bands

32.916.50

32.916.51

32.916.50

First aid kit, Table D. Made in compliance with Ministerial Decree 10/03/2022 in force as of 10/05/2022.

Content: 1 bottle of hydrogen peroxide 250 ml; 1 adult AMBU resuscitation bag; 1 adult oronasal mask size 5; 1 pediatric oronasal mask size 2; 1 nitrile tourniquet; 1 latex-free hemostatic strap; 10 high-edge sterile bandages 10 cm; 1 instant ice pack (ICE PACK); 2 adhesive plasters 10x6 cm; 8 compressed cotton pads 125 g; 1 Lister scissors 14.5 cm DIN; 1 Lister scissors 19 cm DIN 58279-A190; 5 sterile gauze packets 18x40; 5 sterile gauze packets 20x20 (5x5); 5 pairs of sterile NITRILE gloves size L; 5 pairs of sterile copolymer gloves one size; 1 mini container for needle recovery; 1 personal sphygmomanometer with stethoscope; 1 flat stethoscope; 1 fracture splint; 1 clinical thermometer; 1 bottle of chlorhexidine 500 ml; 1 finger pulse oximeter; 5 sterile Steri-Strips 6 x 38 mm; 1 nautical label TABELLA D decree 2022; 1 gold/silver thermal blanket; 1 multilingual first aid manual 24 pages; copy of the MINISTERIAL DECREE DM 10/03/2022 with a list of medicinal specialties to be purchased at the pharmacy by the end user.

Type	Enablement	Navigation
Leisure navigation	-	Over 12 miles
Fishing	Local coastal fishing	Within 12 miles
Fishing	Close Coastal Fishing	Within 20 nautical miles

Code	Container	⟷ mm
32.916.50	Watertight stiff case	470x370x180(H)
32.916.51	Watertight soft case	290x200x410(H)

Empty first aid kit watertight case, Table D

Case of suitable dimensions to contain the first aid kit in compliance with Ministerial Decree 1/10/2015 in force as of 18/01/2016

Code	⟷ outside mm
32.915.49	470x370x180

32.916.52

First aid kit, Table A, in IPX7 watertight case. Made in compliance with Ministerial Decree 10/03/2022 in force as of 10/05/2022.

Professional water- and impact-resistant watertight case.
It includes: 250-ml hydrogen peroxide bottle; 3 x 1-l bottles of benzalconium chlorinate antiseptic solution; 1 x AMBU adult resuscitation balloon; 1 x adult resuscitation mask (size 5); 1 x adult resuscitation mask (size 2); 1 x Guedel airway (size 4 - 90 mm); 1 x Guedel airway (size 3 - 80 mm); 1 x Guedel airway (size 2 - 70 mm); 1 x Guedel airway (size 1 - 60 mm); 1 x plastic tongue holding forceps; 10 x 10-cc sterile syringe.; 1 x NITRILE tourniquet; 1 x tubular latex-free tourniquet; 10 x 10-cm h gauze bandages; 2 x ICE PACKS; 1 x INSTANT HOT PACK; 5 x 10x6-cm PLASTOSAN plasters; 5 x 10x13-cm thermal plasters; 1 x isothermal blanket (gold/silver colour); 8 x 125-g compressed cotton wool; 14.5-cm Lister scissors DIN; 19-cm Lister scissors DIN; 10 x 18x40-cm sterile gauze pads; 10 x 20x20-cm sterile gauze pads; 3 packs (4 pcs each) of vinyl gloves (Large); 10 pairs of sterile copolymer gloves (Medium); 1 pack of surgical masks (50 pcs); 1 x small needle collector; 1 x sphygmomanometer with phonendoscope; 1 x phonendoscope; 1 set of BOSTON STE110 splints (4 pcs, 3 sizes); 1 x digital thermometer; 1 x finger pulse oximeter; 5 x 6x38-mm sterile Steri-strips; 1 x marine label TABLE A decree 2022; 1 x first aid multi language guide (24 pages); 1 x copy of the MINISTERIAL DECREE 10/03/2022.
2022 for case1 multilingual first aid manual 24 pgs.; copy of the MINISTERIAL DECREE DM 10/03/2022.

Type	Enablement	Navigation
Leisure navigation	Only if the vessel meets all three requirements: 1) pleasure navigation without any limits; 2) presence of embarked maritime personnel and registered in the crew list; 3) vessel used in rental activities.	Without limit
Fishing	Close Coastal Fishing	Within 40 nautical miles
Passenger transport	Coastal navigation of class C	Within 6 miles
Passenger transport	National and international coastal navigation of class B	Within 20 nautical miles
Passenger transport	Local Navigation of Class D	Within 3 nautical miles

32.916.52

Code	⟷ mm
32.916.52	555x428x211(H)

First Aid Kit Box France

French marine first aid kit box, in compliance with DIVISION 240.

Code	Type	Navigation	Content	⟷ mm
32.916.01	Coastal navigation	Within 6 miles	5 compressed gauze packs 30x30 cm; 1 medicated plaster 6x1 m; 1 box of 20 assorted plasters; 1 roll of white TNT adhesive tape 1.5x5 m; 1 pack of hydrophilic cotton; 2 bandages 4x6 m; 1 bottle of disinfectant 125 ml; 1 First Aid manual in French	235x190x43
32.916.02	Semi deep sea navigation	Within 60 miles	5 sterile gauze pads 20x20 cm; 1 compressive bandage Emocontrol; 1 bandage 10x4 m; 1 box of 20 assorted plasters; 10 sachets of disinfectant Chlorhexidine; 4 pairs of sterile copolymer gloves; 1 reel of white TNT plaster 2.50x5 m; 1 bottle of disinfectant 125 ml; 1 gold/silver thermal blanket; 1 large adhesive plaster 10x6 cm; 1 First Aid manual in French	263x180x83
32.916.03	Deep sea navigation	Over 60 miles	5 sterile gauze pads 20x20 cm; 5 sterile gauze pads 30x30 cm; 2 sterile gauzes soaked in anti-burn gel 10x10 cm; 1 bandage 10x4 m; 1 bandage 6x4 m; 1 roll of white TNT plaster 2.5x5 m; 1 box of 20 assorted plasters; 1 Emocontrol compressive bandage; 8 large plasters 10x6 cm; 2 triangular sheets; 10 packets of Chlorhexidine disinfectant; 1 bottle of hydrogen peroxide 250 ml; 1 LIESTER scissors 14.5 cm; 1 gold/silver thermal blanket; 4 pairs of sterile copolymer gloves; 1 adhesive cross; 1 First Aid manual in French	290x215x90

32.916.02

32.916.01

32.916.03

Medic 0 first aid case

Code **32.914.51**

It contains 11 first-aid items. For navigation **within a 12-mile sea range**. Size: 13x18x7cm.
Content:
- 1 x 96x96x136-cm TNT triangular towel.
- 1 x 5-g compressed cotton wool in case.
- 1 x cellophane gauze bandage (3.5 m x 7 cm)
- 1 x roll of WHITE TNT plaster (5 m x 1.25 cm).
- 2 x 18x40-cm sterile gauze pads (packed individually).
- 1 case x 10 assorted plasters.
- 1 x 10-cm STD scissors with plastic handle.
- 1 pair of sterile COPOLIM gloves (one size fits all).
- 3 x PMC antiseptic towels.
- 1 x little adhesive PVS cross (white and green).
- Quantity 1 First Aid Manual in German.



HELP first aid kit case

Code **32.914.54**

For pleasure boating and local fishing or for personal use.
Dimensions: 25.2x20.5x8.7 cm.
Content:
- 6 x 18x40-cm sterile gauze pads (packed individually).
- 1 x 250-ml bottle of PMC antiseptic solution.
- 4 x Cambric gauze bandage (4 m x 5 cm).
- 1 case x 10 assorted plasters.
- 1 x Cambric gauze bandage (4 m x 7 cm).
- 1 x roll of WHITE TNT plaster (5 m x 1.25 cm).
- 2 x 125-g compressed cotton wool.
- 1 x 10x10-cm ATTIVA GRAS paraffin sterile gauze pad.
- 1 x 14.5-cm Lister scissors DIN.
- 1 x NITRILE tourniquet.
- 1 x 22x3-cm plastic splint.

Premier Help+F first aid kit case

For pleasure boating, local fishing and personal use. **The case has a compartment dedicated** to store the medicines prescribed by different national laws.
Watertight case, dimensions: 38x26x14 cm.
Content:
- 6 sterile gauzes 18x40 cm; - 1 disinfectant 250 ml; - 4 Din bandages 4x6 cm; - 1 case with 10 assorted plasters; - 1 Din bandage 4x8 cm; - 1 roll of 5x1.25 TNT white adhesive plaster; - 1 sterile gauze in bag for burns soaked in paraffin 10x10cm; - 1 LIESTER scissors 14.5 cm; - 1 Nitrile hemostatic tourniquet; - 2 splints for fractures 22x3 cm; - 1 sterile gauze pad 25x10 cm x10 layers; - 1 pack of cotton 50g; - 5 ammonia wipes 3ml; - 1 label for table D D.M. 25/5/1988 N.279; - 1 First Aid manual.

Code	Description of the content
32.914.45	Croatian

Seasickness bands

Code **32.913.00**

Pair of bracelets to prevent nausea without using medicines and without having side effects. They press the acupunture P6, or Nei Guan, spot which is connected with motion/sea-sickness, thus inhibiting it.

Ashtrays

Ashtrays

Made of **stainless steel**; fitted with non-skid bottom and leads for best stability; high quality design, fitted with cigarette holder.

Code	Colour	Ø mm
32.507.00BL	blue	106
32.507.00RO	red	106

Drogues (Sea anchors)

Mini Sea Anchor

Designed to be attached to the life jacket, in order to prevent a man overboard from being dragged by the current.

Code	Ø mouth cm	Length cm
32.757.03	15	25

Sea-Drouge (floating drogue)

Professional model made with high-quality PVC-coated wide-weave nylon fabric. Towing strips and reinforcement of the bushings with nylon tape.

Code	Ø mouth cm	Length cm	Recommended for boats m
32.756.01	60	53	6
32.756.02	80	70	8
32.756.03	107	110	10
32.756.04	135	140	12

OSCULATI

Spera bicone (floating anchor) Antell PTY Australia

The dual-cone profile increases the seabrake efficiency as the sea strength increases.
Water goes out through the drain plug between the cones thus keeping the trim constant.
Made with ultra sturdy materials.
Possible uses: floating anchor, anti-gliding anchor, reduces broaching, anti-rolling when at anchor, stabilizes the boat on tow, reduces drifting, break, stabilizer, emergency steering system.
It comes in a bag.

Code	Model	⟷ cm		Recommended for boats up to m
		Width (R)	Length (L)	
32.783.01	HT 24L	65	200	10.5
32.783.02	HT 30L	80	240	16.5
32.783.03	HT 48L	120	360	22.5
32.783.04	HT 60L	150	470	29

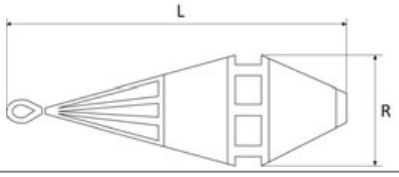

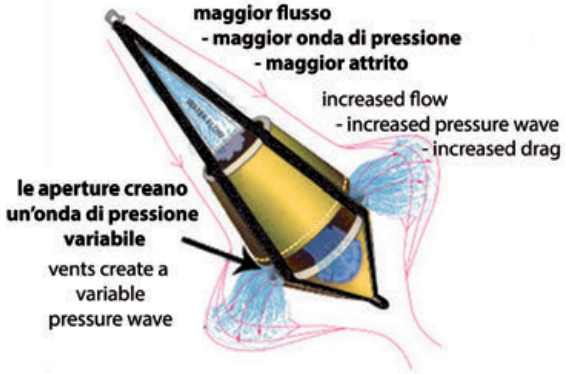

Dual-cone drogue (floating anchor)

Constructed with highly resistant materials, the double cone profile creates a particular turbulence that increases the effectiveness of the "Seabrake" as the sea force increases. Water exits from the 4 drains at the base, maintaining a constant trim. **Nine possible uses:** 1) floating anchor; 2) anti-planning anchor, reduces the risk of oversteering and planning; 3) anti-roll in the bay; 4) emergency tacks; 5) stabilizes the boat when towing; 6) anchor and drift; 7) brake; 8) stabilizer; 9) emergency rudder. Supplied with a bag.

Code	Model	Recommended for hulls up to m
32.782.01	GP 24I	10.5
32.782.02	GP 30I	16.5
32.782.03	GP 48I	22.5
32.782.04	GP 60I	29

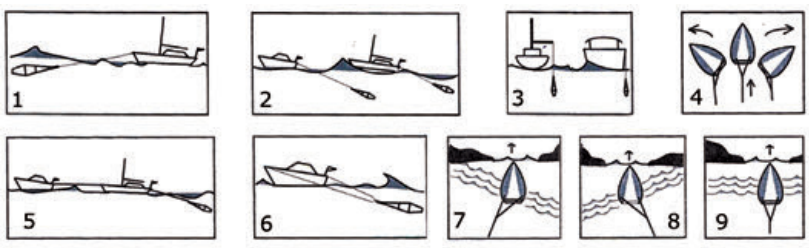

Sea soap and shampoo

Marine Shower Shampoo B.CARE

Marine shower shampoo, gentle and **biodegradable**. With regenerative and soothing natural ingredients such as aloe, lime, mint, and calendula.
Prevents the effects of salt spray, ideal for frequent use with both seawater and freshwater.

Code	Description	Package	PACKAGE
32.956.00	Marine Body Shampoo	250 ml	21

YACHTICON Marine Shower Shampoo

Marine shower shampoo **biodegradable**, usable with both sea and fresh water. Contains emollients that counteract the drying effects of sun and salt, has a gentle **pH 5.5**.

Code	Package
32.953.00	300 ml

Brass accessories OLD MARINA

OLD MARINA polished brass round turtle lamp

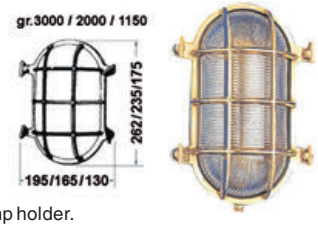

With Edison E27 lamp holder.

Code	⟷ mm
32.203.40	195x262
32.203.60	130x175

OLD MARINA round turtle lamp

Waterproof **sealed**, with Edison E27 lamp holder.

Code	Ø mm
32.202.70	215

OLD MARINA bell

Made of acoustic **solid bronze**.

Code	Ø mm	Height mm
32.234.00	160	215

OLD MARINA porthole-shaped mirror

Code	Ø mm	Mirror mm
32.231.00	300	205
32.231.20	210	150

OLD MARINA plate for onboard rooms

Made of **bronze**, fitted with satin letters and edges, burnished base.

Code	Version	⟷ cm
32.525.01	NO SMOKING	22x3.2
32.525.02	CAPTAIN	16x3.2
32.525.03	TOILET	16x3.2
32.525.08	CAPTAIN'S WORD IS LAW	14.5x6
32.525.09	NOBODY'S PERFECT ...	14.5x6
32.525.10	DO NOT ANYTHING ...	14.5x6

Multiuse anchors

Code	Use	Height mm
32.200.00	keychain	50

OLD MARINA admiralty anchors

Made of **polished brass**.

Code	Height mm
32.211.30	85

POLYFORM fenders and buoys

POLYFORM F Series fender

White with heads in different colours. F4 and F6 can also be used as hauling rollers. Fitted with inflation/deflation valve. All pieces are individually tested.
Fitted with inflation/deflation valve. All pieces are individually tested.

Model	White with blue head	White with black head	⌀		⟷		kg	€ PACKAGE
			cm	in	cm	in		
F1	**33.512.09**	**33.522.09**	15	6	64	25	1.2	10
F02	**33.512.08**	**33.522.08**	19	7.5	66	26	1.6	10
F2	**33.512.10**	**33.522.10**	22	9	64	25	1.8	10
F3	**33.512.11**	**33.522.11**	22	9	76	30	2.4	10
F4	**33.512.12**	**33.522.12**	22	9	104	41	3.4	5
F5	**33.512.18**	**33.522.18**	30	12	76	30	3.2	5
F6	**33.512.13**	**33.522.13**	30	12	109	43	4.6	5
F7	**33.512.15**	**33.522.15**	38	15	104	41	4.8	5
F8	**33.512.14**	**33.522.14**	38	15	147	58	9.6	4
F11	**33.512.16**	-	60	24	145	57	11.5	3
F13	**33.512.17**	-	80	32	195	77	28.5	2
F10	**33.512.19**	-	51	20	127	50	8.6	2



POLYFORM NF series fender

Fitted with double heavy eyelet. Fitted with inflation/deflation valve. All pieces are individually tested.

Model	Colour			⌀		⟷		kg	€ PACKAGE
	white	blue	black	cm	in	cm	in		
NF-3	**33.505.03**	**33.506.03**	**33.507.03**	14	5.5	51	20	0.95	6
NF-4	**33.505.04**	**33.506.04**	**33.507.04**	16.5	6.5	58.5	23	1.25	6
NF-5	**33.505.05**	**33.506.05**	**33.507.05**	21.6	8.5	68.5	27	2.1	4

POLYFORM G Series fender

White colour, lightweight and inexpensive. Fitted with inflation/deflation valve. All pieces are individually tested.

Model	Code	⌀ cm	⌀ in	↔ cm	↔ in	kg	€ PACKAGE
G1	**33.509.01**	8.9	3.5	32.5	12.8	0.3	12
G2	**33.509.02**	11.4	4.5	39.4	15.5	0.5	12
G3	**33.509.03**	14	5.5	48.3	19	0.9	6
G4	**33.509.04**	16.5	6.5	55.9	22	1.2	6
G5	**33.509.05**	22.4	8.8	68.1	26.8	2	4
G6	**33.509.06**	27.9	11	76.2	30	3	4

POLYFORM HTM series fender

Heavy duty, made for thru-lin. Fitted with inflation/deflation valve. All pieces are individually tested.

Model	Colour		⌀		↔		kg	€ PACKAGE
	white	black	cm	in	cm	in		
HTM1	**33.510.01**	-	15.2	6	38.1	15	1.2	6
HTM2	**33.510.02**	**33.510.12**	20.3	8	50.8	20	2.1	4
HTM3	**33.510.03**	**33.510.13**	25.4	10	66	26	3.5	4
HTM4	**33.510.04**	**33.510.14**	30.5	12	86.4	34	4.8	4

POLYFORM A Series fender and buoy

Fitted with inflation/deflation valve. All pieces are individually tested.

Model	White with blue head	White with black head	Redeye with blue head	⌀ cm	⌀ in	↕ cm	↕ in	kg	€ PACKAGE
A0	**33.600.05BI**	-	**33.600.05RO**	20.3	8	29.2	11.5	0.7	20
A1	**33.600.12BI**	-	**33.600.12RO**	27.9	11	38.1	15	1.1	10
A2	**33.600.27BI**	-	**33.600.27RO**	36.8	14.5	49.5	19.5	2	10
A3	**33.600.50BI**	-	**33.600.50RO**	43.2	17	58.4	23	3.1	10
A4	**33.600.78BI**	**33.602.78**	**33.600.78RO**	52.1	20.5	68.6	27	4.1	10
A5	**33.600.86BI**	**33.602.86**	**33.600.86RO**	68.6	27	91.4	36	9	5
A6	**33.600.94BI**	-	**33.600.94RO**	86.4	34	111.8	44	15.5	3
A7	**33.600.95BI**	-	**33.600.95RO**	99.1	39	137.2	54	25.5	2



◢ Redeye with blue head

◢ White with blue head

◢ White with black head

Fenders

Inflatable fender

Equipped with a nylon inflation valve with a through rope.
Sturdy and generously sized with excellent cushioning power, equipped with a central tube and suitable rope.

Code	Ø cm	⟷ cm	kg
33.512.01	10	26	0.4
33.512.02	12	36	0.6
33.512.22	14	46	0.7

Code	Ø cm	⟷ cm	kg
33.512.03	16	54	1.4
33.512.04	20	56	1.5
33.512.05	21	62	1.7

OSCULATI

Inflatable fender with double eye

Fitted with inflating valve. Excellent value for money.

Model	Colour			Ø cm	⟷ cm	kg
	white	blue	black			
NDH-0	**33.401.00**	**33.402.00**	**33.403.00**	10	34	0.3
NDH-1	**33.401.01**	**33.402.01**	**33.403.01**	11	46	0.4
NDH-2	**33.401.02**	**33.402.02**	**33.403.02**	13	53	0.7
NDH-3	**33.401.03**	**33.402.03**	**33.403.03**	16	61	1

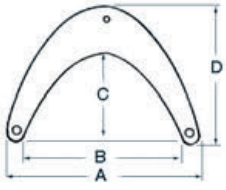

Curved fender suitable for the bow

In white colour. They are equipped with three eyelets for easier installation. Provided with a valve for inflation.

Code	⟷ cm			
	A	B	C	D
33.513.01*	35	29	11	25
33.513.02*	35	26.5	22	33
33.513.03	55	46	29	47

◢ 33.515.01/02

◢ 33.515.11/12

Flat fenders

In soft closed-cell foam PVC, with an outer coating of coated and welded PVC fabric. They can be folded for easier storage.

Colour			⟷ cm	Thickness cm
white	black			
33.515.01	**33.515.11**	New	61 x 16.5	6.4
33.515.02	**33.515.12**	New	87 x 16.5	10

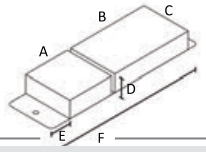

Fenders for inflatables

Made of light grey closed cell EVA foam. Preformed, with 350-mm radius for use on inflatables up to 12 metres. Ideal to protect inflatables from impact against wharves and docks.

Code	⟷ cm	Thickness cm
33.516.01	25x50	2
33.516.02	33x66	2

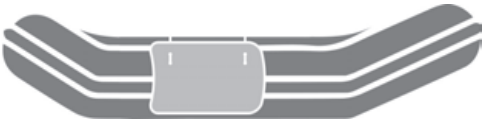

Heavy Duty fender

OSCULATI

Made of high-quality soft PVC. **White** body and **blue** head. Fitted with inflation / deflation valve. Models OF4/OF6 can also be used as hull hauling rollers. 0.15bar max pressure.

Code	Model	⌀ cm	⌀ in	↔ cm	↔ in	kg	€ PACKAGE
33.212.09	OF1	15	6	61	24	1.1	10
33.212.08	OF02	19	7.5	66	26	1.7	10
33.212.10	OF2	21	8	61	24	1.8	10
33.212.11	OF3	25	10	74.5	29	2.2	10
33.212.12	OF4	20.2	8	104	41	2.8	5
33.212.18	OF5	26.8	11.5	78	30.5	3.1	5
33.212.13	OF6	26.8	11.5	107	42.2	4.2	5
33.212.14	OF7	37	14.6	100	39.4	5.6	2
33.212.15	OF8	37	14.6	144	57	7.7	2

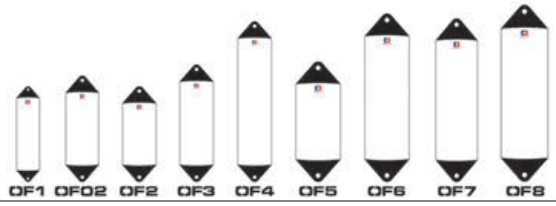

Heavy Duty fender and buoy

OSCULATI

Made of high-quality soft PVC. **White** body and **blue** head. Fitted with inflation / deflation valve. 0.15bar max pressure.

Code	Model	⌀ cm	⌀ in	○ cm	○ in	kg	€ PACKAGE
33.300.12	OA1	29	11.4	38	15	1.3	10
33.300.27	OA2	36	14.2	49	19.3	2.1	10
33.300.50	OA3	43	17	57	22.5	3.2	10
33.300.78	OA4	49	19.19	64	25.6	4.1	5

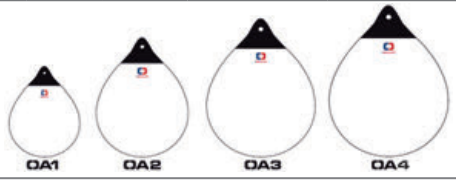

Fender Series OG

OSCULATI

Manufactured from high-quality soft PVC. Equipped with an inflation valve.

Model	Colour white	Colour black	⌀ cm	⌀ in	↔ cm	↔ in	kg	€ PACKAGE
OG1	**33.539.01**	-	9	3 1/2	33	13	0.35	20
OG2	**33.539.02**	**33.539.12**	11	4 1/2	40	16	0.50	10
OG3	**33.539.03**	**33.539.13**	14	5 1/2	50	20	0.85	6
OG4	**33.539.04**	**33.539.14**	16	6 1/2	58	23	1.1	4
OG5	**33.539.05**	**33.539.15**	21	8 1/2	68	27	2	4
OG6	**33.539.06**	-	26	10 1/2	78	30	3	4

G-fender Pack - set of fender profiles

OSCULATI

The G-fender Pack comes in a carton display box inside which is a set including:
- **4 x deflated fenders**
- 4 x 1.5-m long and 10-mm diameter lines
- 1 x inflating pump
- 4 needles for inflation
- 1 x bag with carton display.

The bag of the G-fender Pack can be used as a display box for self selling or as storage bag on the boat.

Code	Model	INCLUDED fender	↔ rope Ø mm	↔ rope Length m	↔ retail packaging cm
33.540.03	OG3	33.539.03 4 pieces	10	1.5	49x21x23
33.540.04	OG4	33.539.04 4 pieces	10	1.5	57x25x25

◢ 33.504.01/02/03

◢ 33.504.04/05/06

Flat fender profiles made of EVA+PE

Made of a EVA 100+PE 30 sandwich (closed cell materials), they are floating and oil-resistant. Very sturdy and elastic, they can be used as emergency cushions or floating aids.

Code	⟷ cm	Thickness cm	External color
33.504.01	49x18x5	5	blue
33.504.02	65x31x8	8	blue
33.504.03	95x31x8	8	blue
33.504.04	49x18x5	5	grey
33.504.05	65x31x8	8	grey
33.504.06	95x31x8	8	grey

FENDERTEX

◢ 33.301.02/03/04/05

◢ 33.301.52/53/54/55

FENDERTEX inflatable fabric cylindrical fender

PATENT **SPACE SAVING** **LIGHTNESS**

The inside is resistant to compression and tensile strength, the outside is made of fabric. Resistant, lightweight, handy product that saves space on board.
Dope-dyed yarn very resistant to UV rays.
Sturdy fabric that leaves no scratches or marks on the hull.
Recommended minimum pressure 0.35 bar, maximum 0.50 bar.

Model	Colour		Ø cm	⟷ cm	kg
	black	dark grey			
C73	**33.301.02**	**33.301.52**	25	70	0.8
C84	**33.301.03**	**33.301.53**	30	80	1
C104	**33.301.04**	**33.301.54**	34	100	1.5
C124	**33.301.05**	**33.301.55**	36	120	2.2

◢ Its patented design technique gives the fender extreme resistance to compression and traction

FENDERTEX

FENDERTEX inflatable fabric spherical fender

PATENT **SPACE SAVING** **LIGHTNESS**

The inside is resistant to compression and tensile strength, the outside is made of fabric. Resistant, lightweight, handy product that saves space on board.
Dope-dyed yarn very resistant to UV rays.
Sturdy fabric that leaves no scratches or marks on the hull.
Recommended minimum pressure 0.35 bar, maximum 1 bar.

Model	Colour		Ø cm	kg
	black	dark grey		
S60	**33.302.01**	**33.302.51**	43	1.2
S70	**33.302.02**	**33.302.52**	50	1.6

FENDERTEX

New

FENDERTEX inflatable fabric tubular fender

PATENT **SPACE SAVING** **LIGHTNESS**

The inside is resistant to compression and tensile strength, the outside is made of fabric. Resistant, lightweight, handy product that saves space on board.
Dope-dyed yarn very resistant to UV rays.
Tubular fenders can be installed vertically as a classic fender but also horizontally, thanks to two special central straps that allow for greater constant protection coverage and improved stability.
Recommended pressure: minimum 0.35 bar maximum 1 bar.

Model	black	⟷ cm	Thickness cm	kg
T124	**33.303.05**	120x36	18	2.4

FENDERTEX inflatable fender profile kit

Set of inflatable fender covers made of neoprene and fitted with spliced lines in the same colour.
It comes in a storage bag.
Easy to sell and stow.

Code	Description	Colour	N° fenders, fender covers and lines	Recommended for boats	⟷ mm bag
33.304.01	Docking Pack C84	Black	8	43' / 52'	Ø 300 x 600
33.304.02	Docking Pack C104	Black	8	52' / 62'	Ø 350 x 600
33.304.03	Docking Pack C124	Black	10	62' / 98'	Ø 350 x 700

◢ 33.304.03

◢ 33.304.02

◢ 33.304.01

Fender covers

Extra soft fender cover

Cut-to-size head and bottom adjustable by means of strap and cam cleat. Made of soft texturized and elastic polyester fibre with anti-abrasion weaving. They cover the fenders perfectly, are UV-resistant and washable.

For Polyform model	Navy blue	Black	Light grey RAL7042	Dark Grey RAL7043	Beige	Claret	⟷ for fenders ±10% mm Ø	⟷
F1-G4-NF4	**33.480.01**	**33.481.01**	**33.482.01**	**33.483.01**	**33.484.01**	**33.485.01**	150	640
F02	**33.480.09**	**33.481.09**	**33.482.09**	**33.483.09**	**33.484.09**	**33.485.09**	190	660
F2-HTM2	**33.480.02**	**33.481.02**	**33.482.02**	**33.483.02**	**33.484.02**	**33.485.02**	220	640
F3-G5-NF5	**33.480.03**	**33.481.03**	**33.482.03**	**33.483.03**	**33.484.03**	**33.485.03**	220	760
F4	**33.480.04**	**33.481.04**	**33.482.04**	**33.483.04**	**33.484.04**	**33.485.04**	220	1040
F5-G6	**33.480.05**	**33.481.05**	**33.482.05**	**33.483.05**	**33.484.05**	**33.485.05**	300	760
F6	**33.480.06**	**33.481.06**	**33.482.06**	**33.483.06**	**33.484.06**	**33.485.06**	300	1090
F7	**33.480.07**	**33.481.07**	-	-	-	-	380	1040
F8	**33.480.08**	-	-	-	-	-	380	1470
A1	**33.480.15**	-	-	**33.483.15**	**33.484.15**	**33.485.15**	290	370
A2	**33.480.16**	**33.481.16**	**33.482.16**	**33.483.16**	**33.484.16**	**33.485.16**	390	490
A3	**33.480.17**	**33.481.17**	**33.482.17**	**33.483.17**	**33.484.17**	**33.485.17**	470	590
A4	**33.480.18**	**33.481.18**	**33.482.18**	**33.483.18**	**33.484.18**	**33.485.18**	550	710
A5	**33.480.19**	**33.481.19**	**33.482.19**	-	-	-	700	920
A6	**33.480.20**	**33.481.20**	**33.482.20**	-	-	-	860	1180
HTM3	**33.480.14**	**33.481.14**	**33.482.14**	-	-	-	254	660

◢ 33.480.xx; 33.481.xx; 33.482.xx

◢ 33.480.0x; 33.481.0x; 33.482.0x

◢ 33.484.xx

◢ 33.482.xx

◢ 33.483.xx

◢ 33.485.xx

Neoprene fender covers

Fender covers made of closed-cell neoprene with a thickness of 3 mm.
Extremely resistant, non-absorbent and reversible.
The material also provides high UV protection and prevents fading.
They can be used in both directions (inside/outside) as they are finished in the same way to allow for dual color choice (double face).

Code	Model	Colour	Ø mm
33.470.01	F1	Blue/Black	150
33.470.02	F2	Blue/Black	220
33.470.12	F02	Blue/Black	190
33.470.03	F3	Blue/Black	220
33.470.04	F4	Blue/Black	220
33.470.05	F5	Blue/Black	300
33.471.01	A1	Blue/Black	290
33.471.02	A2	Blue/Black	390
33.471.03	A3	Blue/Black	470
33.471.04	A4	Blue/Black	550

◢ 33.471.02

◢ 33.470.02

OSCULATI

Pneumatic fender

Manufactured with high-strength fabric used for inflatable boats. Complete with inflation/deflation valve and stainless steel rings on both sides for attachment. Pneumatic fenders are extremely lightweight, take up no space when deflated, and are the ideal solution for sailing and racing hulls; large vessels; emergency aid to classic fenders. For longer durability, it is recommended to pair it with a fender cover, in a color of choice.

Fender cover	Length cm	Ø cm	Colour	Synthetic fiber fender cover		
				blue	grey	Black
33.529.01	70	30	grey	**33.530.01**	**33.531.01**	**33.532.01**
33.529.03	110	30	grey	**33.530.03**	**33.531.03**	**33.532.03**
33.529.05	100	45	grey	**33.530.05**	**33.531.05**	**33.532.05**
33.529.07	170	45	grey	-	**33.531.07**	**33.532.07**
33.529.09	182	60	grey	-	-	**33.532.09**

Fender profiles made of soft injection moulded EVA

Fender covers with elastic head

OSCULATI

Made of high-strength **heavy-duty** synthetic fibers, washable and customizable with the **customer's brand**, **boat name or sponsors' name**. In comparison with other light fabric models available on the market, these fenders are made with anti-scratch UV-resistant polypropylene fabric having **no side seams** for very long duration in time.

Model	navy blue	Fenders with eye ends cm		Fenders with through line		Spherical fenders Ø cm
		⟷	Ø	⟷	Ø	
A1	**33.500.00**	-	-	-	-	28/29
A2	**33.500.07**	-	-	-	-	38/40
A3	**33.500.08**	-	-	-	-	46/48
A4	**33.500.09**	-	-	-	-	53/56
A5	**33.500.10**	-	-	-	-	68/72
F02	**33.500.12**	64/68	19/20	53/58	19/20	-
F1	**33.500.01**	62/66	15/16	50/55	15/16	-
F2	**33.500.02**	62/66	22/23	51/56	22/23	-
F3	**33.500.03**	74/79	21/23	63/68	21/23	-
F4	**33.500.04**	102/107	21/23	92/97	21/23	-
F5	**33.500.05**	74/79	29/31	63/68	29/31	-
F6	**33.500.06**	106/112	-	-	-	-
F7	**33.500.17**	101/108	-	-	-	-

Bow fender profiles for straight sharp bow.

Made of soft injection-moulded EVA. Impact- and weather-resistant, it leaves no residues or stains on the hull even in case of heavy impacts.

Code	⟷ mm			Colour
	Length (B)	Width (A)	Height (C)	
33.502.00	630	140	175	white
33.502.02	630	140	175	blue
33.503.00	770	120	90	white
33.503.02	770	120	90	blue



Bow rubbing strakes designed for traditional sailing boats and for stern-side gangplanks

Vertical and horizontal mounting.
Made of soft injection-moulded EVA. Impact- and weather-resistant, it leaves no residues or stains on the hull even in case of heavy impacts.

Code	⟷ mm			Colour
	Length (B)	Width (A)	Height (C)	
33.502.10	610	190	150	white
33.502.11	610	190	150	blue

Marina and pile fenders made of solid injection moulded soft EVA

This fender ensures maximum protection against shocks and atmospheric agents. Does not leave residues or stains on boats even in case of violent shocks. Can be mounted on concrete quays and floating pontoons.

Code	Type	Colour	⟷ mm
33.519.02	TRE	blue	800x90x45
33.519.03	MAXFENDER	blue	730x175x140
33.519.33	MAXFENDER	white	730x175x140
33.519.04	BIGFENDER	blue	900x250x190
33.519.44	BIGFENDER	white	900x250x190
33.519.05	ANGLE	blue	800x230x310

Code	Type	Colour	⟷ mm
33.519.06	SISTEMA ZERO	blue	800x90x70
33.519.07	MEGA 1	blue	1000x300x160
33.519.08	BEND FENDER	blue	330x250x110
33.519.38	BEND FENDER	white	330x250x110
33.519.09	COVER FENDER	blue	800x450x30

33.519.02

33.519.03/33

33.519.04/44

33.519.05



33.519.02


33.519.03/33

33.519.04

33.519.05

33.519.06

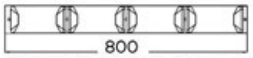

33.519.30 white; 33.519..08 blue

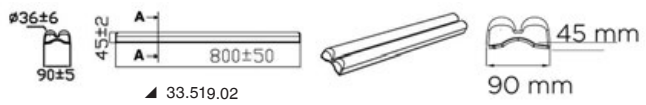

33.519.02

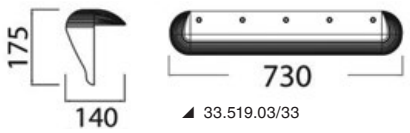

33.519.03/33

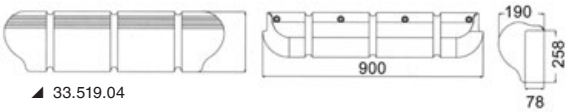

33.519.04

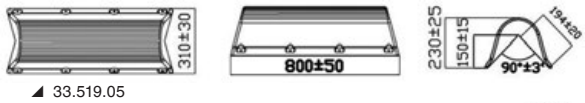

33.519.05

33.519.07

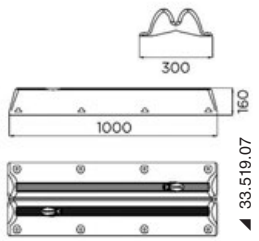

33.519.07

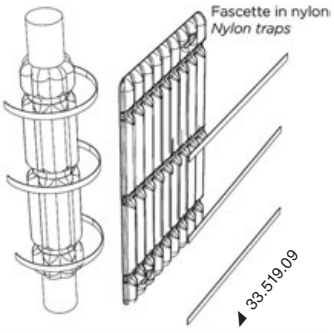

33.519.09

33.519.08

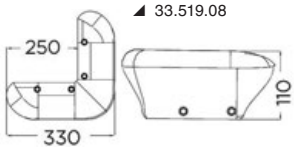


33.519.09

Fender accessories

Foldable stainless steel fender-holder

Mountable into pipe Ø 22/25 mm with an adjustable clamp, or onto a flat surface; **can be turned down on stanchions or on walls**. Individually sold.

Type		Ø cm	Fenders Ø cm
double*	simple with 1 ring		
33.112.10	**33.112.40**	15	14x15
33.112.20	**33.112.50**	21	19x20
33.112.30	**33.112.60**	24	21,5x22,5

Fender basket with stainless steel plates

For mounting with special adjustable **stainless steel and nylon** plates into the pulpit on sails or motor boats; universal size suitable for all pulpit with Ø size of 25/22mm.

Code	⟷ cm	For fenders Ø cm	Height cm
33.204.02	31x16	2xØ15	25
33.203.02	43x21	2xØ20	30
33.202.02	52x26	2xØ25	35

Foldable fender basket

Made of mirror polished stainless steel; suitable for surface mounting or for fitting into pulpit pipe Ø size 22/32 mm; swivelling base.

Code	Upper ring cm	For fenders Ø max cm
33.205.02	30x16	2xØ15
33.205.03	43x21	2xØ20
33.205.04	52x26	2xØ25
33.206.03	64x21	3xØ20
33.206.04	78x26	3xØ25

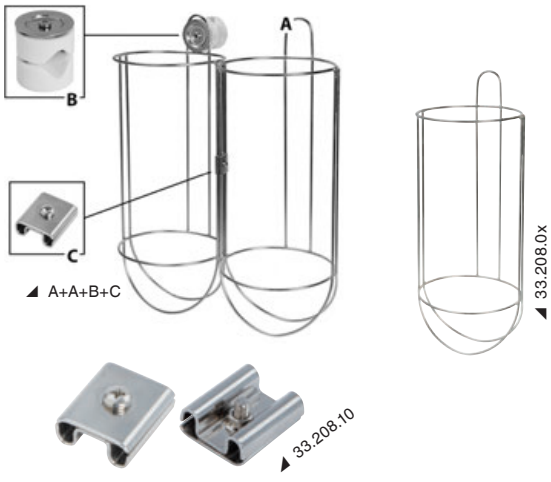

"Easy Fender" Fender basket

Polished AISI 316 stainless steel. It can be combined in series to contain more fenders.

Code	Type	Description	⟷ cm
33.208.01	A	Basket	Ø 17x42.5 (h) x 32 (h1)
33.208.02	A	Basket	Ø 19.5x42.5 (h) x32 (h1)
33.208.03	A	Basket	Ø 21.5x42.5 (h) x 32 (h1)
33.208.04	A	Basket	Ø 23x42.5 (h) x32 (h1)
33.208.05	A	Basket	Ø 26x55 (h) x 42 (h1)
33.208.12	B	Clamp to fix the baskets to the pulpit.	for 22/30 mm-tubes
33.208.10	C	Plate to connect the baskets	-

Bungee fender bracket

Code **33.111.00**

Four supports made of **white plastic**, **universal size**; to be used with elastic cable type 63.173.06; 63.173.08.

FENDER FLUTES



Device made of **white nylon** and used to fit and adjust the height of fenders, **without knots**. A rope of diameter 8mm should be used on the fenders.

Code	For Railing mm	For Draglie mm
33.107.00	Tubes 22/25	cable 6/8

Removable fender hooking device

AISI 316

OSCULATI

Fenders can be placed and removed in a matter of seconds. Mirror-polished AISI316 stainless steel.

Code	For ropes mm	Ring Ø mm	⟷ mm
33.105.00	8/12	25	31x77x55H

Rapid Lock system for fenders and bimini tops

AISI 316 **FLUSH**

Quick coupling/release system for fast fastening of fenders, Bimini tops, etc.
Made of AISI316 stainless steel. When not in use, the recess base is flush with the surface.
Fitted with Dyneema ring for fastening to the fender/Bimini top.

OSCULATI

Polished SS version	Black SS version	Description	⟷ mm
39.840.00	**39.840.60**	Base Rapid Lock	Ø 33 x 53 h
39.840.01	**39.840.61**	Removable part	Ø 39 x 30 h
39.840.10	**39.840.10**	Loop ring grey Dyneema	Ø 7

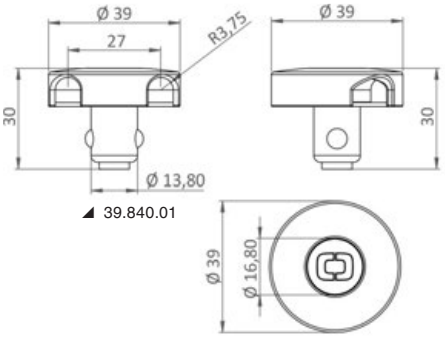

◢ 39.840.01

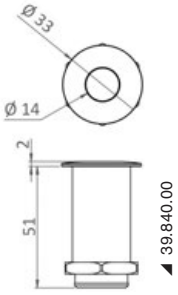

◢ 39.840.00

◢ 39.840.60/61

◢ 39.840.10

◢ 39.840.61

◢ 39.840.60

Leather hooking device for fenders

Removable hooking device for fenders.
Outer leather coating, it fits all handrails or tubular up to 50mm diam.
Inner woollen lining to prevent both slipping and scratching.
Wide hook&loop fasteners to close the end part.
A cam cleat fitted with polished stainless steel toothed Delrin side cheeks, suitable for 10- to 14-mm diameter ropes, adjusts the fender height whenever necessary.
Two stainless steel plates are placed inside to ensure a firm and secure fastening of the cam cleat and improve the aesthetic look of the device.
Stainless steel ring to let the rope through.
Leather colours, accessory inside lining and dimensions are customizable for quantities greater than pcs. 6.

Code	Length (open) cm	Width cm	Finish
33.101.00	45	14	Leather color outside, inner lining made of black wool

Leather colours, accessory inside lining and dimensions are customizable for quantities greater than pcs. 6.

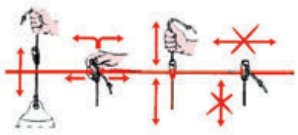

FEND FIX fender hooking device

In a few moments, you can adjust the fenders and move them along the railing. Made of white nylon.

Code	For Railing mm	Fender line Ø mm	ORDER BY BOX
33.108.00	cable 6/8	6/8	2
33.108.02	tubes 20/25	6/8	2
33.108.03	tubes 26/32	6/10	2

OSCULATI

Polypropylene rope with 32 strands

Specially designed for fastening fenders; made without a core, easy to splice without requiring any specific knowledge.

Flat braid mm	Nominal Ø mm	white	navy blue	grey	Black	Breaking load kg	m
3,3x18	10	**06.444.10**	**06.444.20**	**06.444.70**	**06.444.80**	350	50
4,5x20	14	**06.444.11**	**06.444.21**	**06.444.71**	**06.444.81**	600	50
5,6x25	18	**06.444.12**	**06.444.22**	**06.444.72**	**06.444.82**	850	50

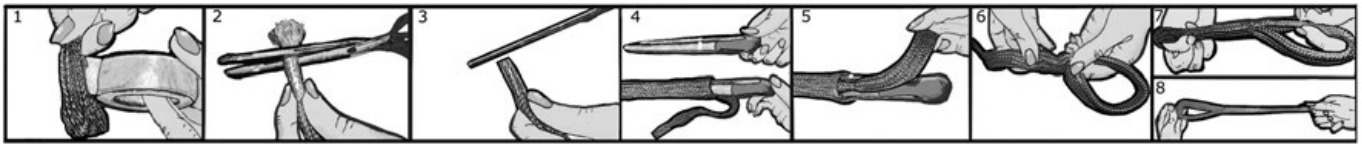

OSCULATI

Lines for hanging fenders with eye, made of high-strength polyester

Polyester double braid with **hand-spliced eye**.

white	blue	Black	Ø mm	Length m
06.444.46	**06.444.59**	**06.444.54**	6	1.5
06.444.50	**06.444.60**	**06.444.55**	8	1.5
06.444.51	**06.444.61**	**06.444.56**	10	2
06.444.52	**06.444.62**	**06.444.57**	12	2.5

FENDER-POLISH detergent

Removes dirt on soft PVC fenders, buoys, profiles, and any other flexible PVC product. Note, this product is not solvent-based like acetone, which only temporarily cleans PVC as it permanently damages the surface, but is based on chemicals that **gently cleanse** the PVC surface, removing: paint traces, tar, diesel, vegetation, and particularly the grime from exhaust gases that deposits on the fenders and then dirties one's own and other boats. Spray dispenser.

Code	Package
33.023.00	750 ml

Inflator for fender profiles, buoys, inflatable mats and armbands

High-pressure inflator fitted with 4 shanks to match any fender model.

Code	Max pressure	⟷ mm
33.521.00	1.7 BAR (25 psi)	50x360

PVC fenders for docks

Dock Fender - Pneumatic fenders in soft PVC for fixed or floating docks.

New Small Fender Model

OSCULATI

In pre-inflated PVC.

Colour		Model	Length cm	⟷ cm				kg
white	blue			A	B	C	D	
33.517.11	33.517.21	angular	25	8.5	7.4	12	3.9	0.6
33.517.12	33.517.22	straight	43	8.5	7.4	12	3.9	0.56

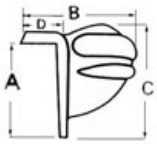

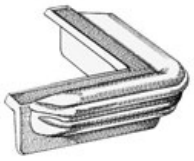

New Medium Fender Model

OSCULATI

In PVC with a needle valve.

Colour		Type of fastening	Length cm	Section cm	kg
white	blue				
33.519.63	33.519.64	on plane	96	15x10	2.6
33.519.67	33.519.68	vertical (support ear)	39	15x10	1.2

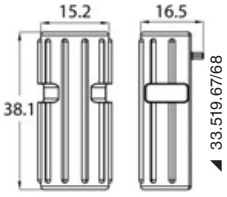

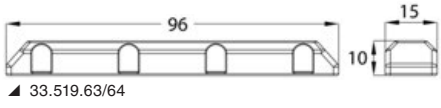



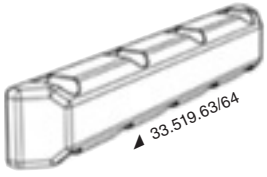

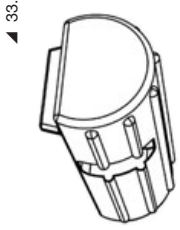

New Big Fender Model

OSCULATI

In PVC with a pin valve. Mounting on a plane plus angle.

Colour		Length cm	Section cm	kg
white	blue			
33.519.60	33.519.61	90	25x18	4.2

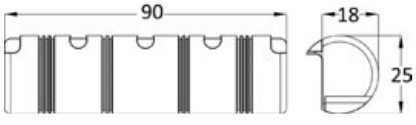

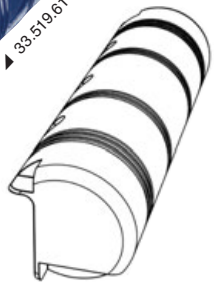

New Inflatable Corner model with valve

OSCULATI

In PVC with a needle valve.

Colour		Ø cm	Length cm	kg
white	blue			
33.519.70	33.519.71	18	38.5	1.5

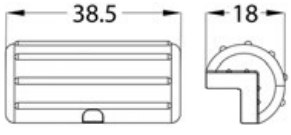

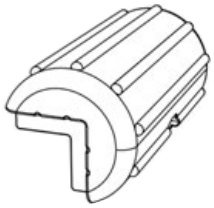

EVA fenders for docks



Marina and pile fenders made of solid injection moulded soft EVA

This fender ensures maximum protection against shocks and atmospheric agents. Does not leave residues or stains on boats even in case of violent shocks. Can be mounted on concrete quays and floating pontoons.

Code	Type	Colour	⟷ mm
33.519.10	SISTEMA X	blue	950x150x110
33.519.11	SISTEMA X for corners	blue	640+220x150x110

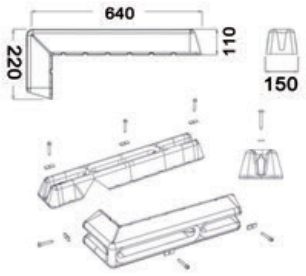

Buoys

POLYFORM buoy series CC

Galvanized iron tie rod, equipped with swivel. Supplied without central tie rod.

Model	Colour		⌀		Thrust		kg	PACKAGE	Tie rods OPTIONAL		Total length of the stay	
	white	fluo redeye red	cm	in	kg	lbs			long	Standard	long	Standard
CC2	33.603.01	33.602.01	36	14	25	55	2.5	10	33.613.01	33.612.01	104	73
CC3	33.603.02	33.602.02	47	18.5	55	121	3.6	4	-	33.612.02	124	89
CC4	33.603.03	33.602.03	55	21.5	85	187	5.4	4	33.613.03	33.612.03	152	96

Blown polyethylene buoys

It is suitable for small boats and floating moorings. With a double ring on one side and a simple one on the other, available colors **orange, white, yellow**.

white	yellow	Buoyancy l	Height cm
33.170.00BI	33.170.00GI	10	39

Two-cone blown polyethylene buoys

Fitted with double ring on one side; available colours: **orange, white or yellow**.

Colour			Litres	⟷ cm
orange	white	yellow		
33.171.10AR	33.171.10BI	33.171.10GI	5	22x49
33.171.11AR	33.171.11BI	33.171.11GI	9	27x60
33.171.12AR	33.171.12BI	33.171.12GI	15	32x80
33.171.13AR	33.171.13BI	33.171.13GI	55	50x103

Blown polyethylene buoys with through-rod

Filled with expanded polyurethane; swivelling **stainless steel** rings; available colours; orange or white.

Colour		Litres	Useful thrust kg	Total buoyancy Kg	Tie rod Ø mm	⟷ cm
white	red					
33.168.01BI	33.168.01RO	15	13	20	13	32x80
33.168.02BI	33.168.02RO	55	28	50	13	50x103

Two-cone reinforced ABS bicoloured buoy

OSCULATI

In **white and red**, with central peripheral seal in **soft black PVC**. Central **very robust pass-through bolt**, in galvanized iron. Completely filled with hydrocarbon-resistant polyurethane resin, thus **unsinkable**. Sizes available according to buoyancy liters.

Code	Litres	Ø cm	Height cm	Tie rod Ø mm
33.171.20	18	33	63	12
33.171.35	37	45	75	12
33.171.63	53	51	82	12
33.171.99	85	60	98	12

White/red ABS buoy

OSCULATI

Filled with unsinkable polyurethane, with a central tension rod made of galvanized iron, equipped with a swivel.

Code	Ø mm	Thrust kg	Tie rod Ø mm
33.172.13	700	125	18
33.172.14	1000	355	18

TAPES MARINE reflective self-adhesive tape

Ideal for signalling any obstacles or protrusions. Can be applied on hull trailers, tenders, life jackets, buoys, IOR poles, and any other object. Colours: **red or white**. Mandatory on all buoys in waters with ordinance no. 8862/83 in white colour.

Colour		Roll	ORDER BY BOX
white	red		
33.110.00BI	**33.110.00RO**	2.5 m x 25 mm	2

Polythene buoys fitted with central hole

Suitable for fences or run enclosures; available colours: white, orange or yellow.

white	yellow	red	Ø cm	Ø inner hole mm	Height cm	Thrust kg
33.136.00BI	**33.136.00GI**	**33.136.00RO**	17	20	14.5	1.7
33.135.20BI	**33.135.20GI**	**33.135.20RO**	26	30	19	8.5

New Heavy Duty Polyethylene Mooring Buoys

Scratch-resistant glossy surface.
Complete with central axle in RILSAN-coated steel.
High precision lower swivel.
Filled with closed-cell polyurethane foam.

Colour		Ø cm	Circumference cm	Body length cm	Total length cm	Thrust kg
white	red					
33.178.01	**33.177.01**	46	142	55	90	56
33.178.02	**33.177.02**	55	178	65	92	107

New GIANT Heavy Duty Polyethylene Mooring Buoys

Scratch-resistant surface.
Complete with central shaft, diameter 30 mm, in RILSAN-coated steel.
High-strength lower swivel.
Filled with closed-cell polyurethane foam.

red	Ø cm	Body length cm	Total length cm	Thrust kg
33.179.01	91	121	170	650
33.179.02	116	121	170	1100

Diver and racing buoys

Racing buoy

Inflatable buoy made of n **PVC**, cylindrical in shape, in **high-visibility orange or yellow**, designed to signal turns on regatta fields. Equipped with a quick inflation / deflation valve and 4 lower cable glands for securing the lead, allowing for even weight distribution.

Code	⟷ cm	Colour
33.174.00	80 Ø x 120 h	orange
33.174.01	80 Ø x 120 h	yellow

33.174.00

33.174.01

Giant racing buoys

Giant inflatable buoy in **PVC**, cylindrical in shape, designed to signal turns on regatta fields. Equipped with a quick inflation / deflation valve and 4 lower cable passes for lead fixing, allowing for even weight distribution. Complete with one or two transparent side pockets for inserting logos and / or advertising messages. Optional anchoring net in levilene to insert the buoy at the time of inflation, to better distribute the traction in water.

Code	⟷ cm	Number of pockets	Pocket Measurements	Colour	Optional network
33.175.01	90 Ø x 150 h	1	880x700	orange	-
33.175.11	90 Ø x 150 h	1	880x700	yellow	-
33.175.02	150 Ø x 160 h	2	980x660	orange	33.175.05
33.175.22	150 Ø x 160 h	2	980x660	yellow	33.175.05

33.175.01

33.175.22

33.175.05

33.175.22

33.175.01/11

Inflatable diver signal buoy

Fitted with inflatable flag.

Code	Version	Ø cm	Total height cm	Optional mooring line
33.166.01	Mini	38	50	**33.167.01**
33.166.03	Large	38	63	**33.167.01**

33.166.01

33.166.03

"Levilene" floating rope suitable for diver signal buoy

Code	⟷
33.167.01	4 mm x 20 m

Heavy Duty Fender — **33.212.xx**

Ultimate Protection for your boat

High-quality soft PVC | With inflation/deflation valve

Fixed boat hooks

OSCULATI

Basic boat hook

Fitted with **anodized aluminium** pole and handle.

length			Handle Ø mm
130	160	210	
34.459.13	**34.459.16**	**34.459.01**	25

OSCULATI

Premium boat hook

Very sturdy grip, **anodized aluminium** pole with rubber handle.

Code	Length cm	Handle Ø mm	Replacement hook
34.171.50	220	30	**34.171.40BI**

Boat hook

With **mirror-lacquered wooden** pole.

Code	Hook material	Total length cm	Rod Ø mm	Replacement hook
34.459.11	Chromed brass	200	30	**34.171.30**
34.459.08	Stainless steel	200	30	**34.171.35**
34.459.12	Chromed brass	260	36	**34.171.20**
34.459.09	Stainless steel	260	36	**34.171.25**

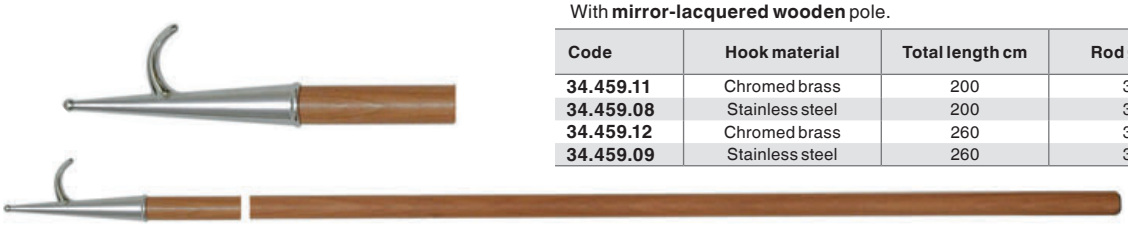

Telescopic boat hooks



Telescopic boat hook

Grey nylon boat hook, anodized aluminium handle, double knob.

Code	Minimum/maximum length in cm	Tube Ø mm
34.458.90	120/212	25/30



COLOR telescopic boat hook

Grey nylon hook, epoxy resin coated aluminium handle with double knob grip.

Code	Colour	Minimum/maximum length in cm	Tube Ø mm
34.458.80	white	120/210	25/30
34.458.81	blue	120/210	25/30

Aluminium telescopic boat hook

White nylon hook, **anodized aluminium** pole and white polished rubber handle; very light, it floats, adjustable in all positions with its special cam.

Code	Minimum/maximum length in cm	Tube Ø mm
34.459.00	100/200	25/30
34.459.02*	60/100	25/30

* *Suitable for safety kits.*

OSCULATI

TRI-TELESCOPIC boat hook

Made of **mirror polished anodized aluminium**, with nylon hook and handle; very sturdy, made with 3 sturdy concentric tubes; can be adjusted in any position with its cam.

Code	Minimum/maximum length in cm	Tube Ø mm
34.460.00	115/285	25/30/35

OSCULATI

Professional telescopic boat hook

Made of **anodized aluminium**, natural finish **(includes hook).** Its rotation locking device enables fast locking at any point, very sturdy.

Code	Version	Minimum/maximum length in cm	Tube Ø mm
34.915.41	Bi-telescopic (2 tubes)	120/209	25/29
34.915.42	tri-telescopic (3 poles)	105/245	25/29/32



◢ 34.915.41



◢ 34.915.42

OSCULATI

◢ 34.915.41 ◢ 34.915.42 ◢ 34.915.41/42 ◢ 34.915.41/42

Professional telescopic boat hook with roller

Made of anodized aluminium, **includes hook.**

Code	Version	Minimum/maximum length in cm	Tube Ø mm
34.916.41	Bi-telescopic	120/209	25/29
34.916.42	Tri-telescopic	105/245	25/29/32

OSCULATI

Professional boat hook with rubber head

Made of natural anodized aluminium with anti-skid bi-component technolpolymer hook. Quick lock in all positions via rotation.

Code	Version	From min to max cm	L min-max cm	Tube Ø mm
34.917.42	tri-telescopic (3 poles)	94-244	110-260	25/29/32
34.917.43	tri-telescopic (3 poles)	134-366	150-382	25/29/32

Boat hooks

Black polypropylene boat hook

Very sturdy grip.

white	Black
34.171.40BI	34.171.40NE

Boat hooks in chromed brass

Code	Ø hole in mm	For wooden rods mm
34.171.20	32	35
34.171.30	27	30

Stainless steel AISI 316 boat hooks

AISI 316

Code	Ø hole in mm	For wooden rods mm
34.171.25	34	35/36
34.171.35	28	30

OSCULATI

Telescopic boat hook for buoy mooring

This boat hook also allows the operator to hook the eye of the buoy and retrieve the mooring line with a single movement.
Technical characteristics:
- Boat hook made of a special high-strength technopolymer;
- Anodized light alloy stick;
- Telescopic (105/245 cm).

Code	Minimum/maximum length in cm	Tube Ø mm
34.916.43	110/250	25/29/32

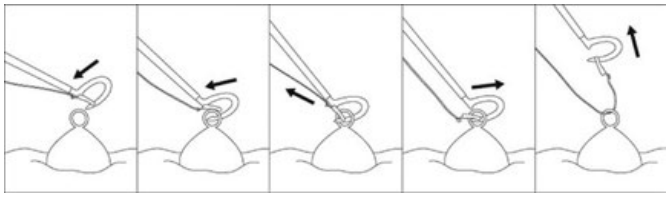

◀ Use

Oars and paddles



ABS paddles

Code 34.459.30
Meets **safety regulations required for boats that navigate 1 mile from the coast; specially designed for surf-boards; can be stacked**; **clip-on** mounting with 3 special pins.

Mini telescopic emergency paddle

Paddle and handle made of bright orange plastic to be easily visible, anodized aluminium pole. Especially suited for life rafts and small tenders

Code	Tube Ø mm	⟷ cm
34.459.18	22-25	53.5 x 106

Telescopic mini paddle

Paddle and handle made of black plastic, anodized aluminium pole. Epoxy-resin coated.

Code	Minimum/maximum length in cm	Tube Ø mm
34.459.19	70/118	29-25

OSCULATI



Telescopic paddle

White ABS blades, **white nylon** boat hook, **anodized aluminium** handle. Practical and very sturdy.

Code	Handle Ø mm	Minimum/maximum length in cm
34.459.20	30	90/160

Paddles with white ABS blade and nylon boat hook handle

Aluminium pole, very functional and sturdy.

Code	Length cm	Handle Ø mm
34.459.24	130	30
34.459.25	160	30

Demountable telescopic oar with boat hook

Impact-resistant **plastic** blade, silver anodized aluminium pole.

Code	Length cm		Ø mm
	min	max	
34.452.20	80	180	30/35



Anodized aluminium demountable oars

Fitted with **white plastic** blade. Version with two similar slugs when disassembled.

Code	Length cm			Ø mm
	tot	Blade	Handle	
34.453.13	132	67	75	35
34.453.16	160	92	75	35
34.453.19	180	102	85	35

Anodized aluminium oars

Fitted with **white plastic** blade, pole and handle.

Code	Length cm	Ø mm
34.454.01	190	35
34.454.02	160	35

Assembling oars, suitable for inflatable boats

Impact-resistant **grey plastic** blade, **aluminium** anodized silver pole.

Code	Length cm			Ø mm
	tot	Blade	Handle	
34.452.13	132	55	85	35
34.452.15	147	55	100	35
34.452.17	167	55	120	35

Twin canoe jointed paddles

Code **34.470.03**
Can be used as **two single paddles** 150 cm (A) each or 220 cm (B) long if used as a **double** kayak paddle.



◢ B



◢ A

Canoe/kayak paddles

Made of **anodized aluminium** with **ABS** blades.

Code	Type	Length cm	Handle Ø mm
34.470.01	simple	150	30
34.470.02	double, blade at 90°	210	30

Professional kayak paddle

Fitted with oval **anodized aluminium** pole, perfect grip.

Code	Version	Length cm	Tube Ø mm
34.471.02	double	210	32

Aluminium paddle for SUP

Lever-adjustable length, double locking system for increased stability, made up of 3 detachable parts for easier stowage. Remove the central part to assemble a paddle for children.

Code	Length cm	Ø mm	kg
34.474.00	175/215	29	1160

Laminated wood paddles

Mirror lacquered polyurethane coating, with rubber handle.

Code	Length cm
34.447.00	141
34.447.02	157

Evaporated beech jointed oars

Very sturdy, lacquered with polyurethane, they can be **taken apart** at the **stainless steel** joint.

Code	Length m	Ø mm
34.456.25	2.5	46
34.456.30	3	46

Wooden paddles

Glass lacquered polyurethane; very sturdy, fitted with plastic collar; fine finish.

Code	Version	Length m	Ø handle mm
34.458.22	Fir with curved blade*	2.2	46
34.458.25	Fir with curved blade*	2.5	46
34.455.20	Steamed beech	2	46
34.455.22	Steamed beech	2.2	46
34.455.25	Steamed beech	2.5	46
34.455.30	Steamed beech	3	46
34.446.18	Mahogany with curved blade	1.8	36
34.446.20	Mahogany with curved blade	2	36
34.446.22	Mahogany with curved blade	2.2	36
34.446.24	Mahogany with curved blade	2.45	36

* *It's a true oarsman's paddle*

Hooks and clips for oar-holders and general purpose applications

Plastic circlips

Clips for holding oars or handles, heavy version.

Ø mm	white	black	ORDER BY BOX
20	**34.354.03**	**34.355.03**	10
25	**34.354.04**	**34.355.04**	10
30	**34.354.05**	**34.355.05**	10
35	**34.354.00**	**34.355.00**	10
40	**34.354.01**	**34.355.01**	10
45	**34.354.02**	**34.355.02**	10

Nylon circlip

To be mounted with 2 screws.

Ø mm	white	black	ORDER BY BOX
17/23	**34.354.25**	**34.355.25**	10
22/28	**34.354.28**	**34.355.28**	10
27/35	**34.354.34**	**34.355.34**	10
34/45	**34.354.44**	**34.355.44**	10

Spring clips, suitable for holding poles, oars, boat awnings, boat hooks, fishing rods, etc

Made of UV stabilized **black Santoprene**, sturdy and very elastic.

Ø mm	white	black	ORDER BY BOX
16/18	**34.358.17**	**34.358.16**	10
19/20	**34.358.18**	**34.358.19**	10
22/24	**34.358.23**	**34.358.22**	10
25/26	**34.358.26**	**34.358.25**	10
28/30	**34.358.29**	**34.358.28**	10
37/40	**34.358.39**	**34.358.38**	10
60/65*	-	**34.358.60**	2

* *Designed for table leg fastening.*

TRUDESIGN clips

TruDesign clips include a standard size **base** that can either be **screwed** or glued.
The clip snaps into the base; pinch its arms together to unclip and detach it from the base.
The base has a slot for straps for tying down cables and wires.
Base made of composite glassreinforced Nylon, clips made of Acetal copolymer (POM) resin.

Ø mm	Black	Description	ORDER BY BOX
13/16	**34.360.13**	Clip	5
20/27	**34.360.20**	Clip	5
38/50	**34.360.38**	Clip	5
-	**34.360.00**	Mounting base	10

Stainless steel circlip

To lock boat hooks, fishing-rods, etc.. Spring adjustable Ø.

Code	For pipe Ø mm
34.357.00	30/35

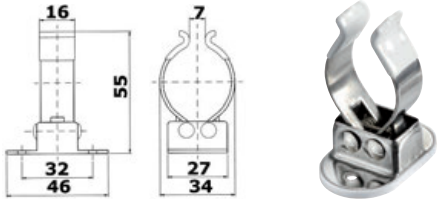

Mirror polished stainless steel holding hooks for boat hooks

Code **34.212.30**
Suitable for holding any type of boat hooks with Ø from 22mm to 32mm; sold in **pairs**.

Stainless steel spring clips, suitable for holding boat hooks, fishing poles, etc.

Code **34.356.00**
Fits 25/32 mm poles, sold in **pairs**.

Spring clips for fixing boat hooks

Stainless steel + nylon

Code	Universal for Ø mm	Kit from
34.359.00	25/35	2 pcs



Folding Storage bracket for boat hooks/fishing rods

Made of electro-polished S.S., with foldable nylon support

Code	Base mm	For mooring hooks Ø mm
34.357.20	55x71	32/35

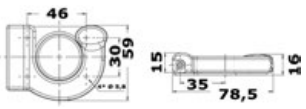

Multipurpose fixing clip

It can be fixed to a bulkhead by a screw, or snap-hooked to the pulpit (for pipes Ø 22/28 mm). It can be used to hang clothes to dry, ropes, electric cables and any other object. Made of white nylon + stainless steel spring.

Code	ORDER BY BOX
34.358.00	4

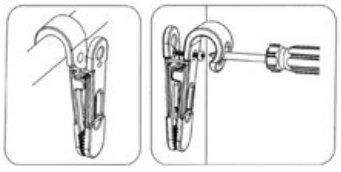

Super clothes pegs

Made of plastic, their ingenious safety system avoid the peg from opening even in the most difficult situation. Stainless steel internal spring.

Code	Colour	⟷ mm	ORDER BY BOX
34.358.20	white	100x33	8

Sockets and rowlocks

Plastic Collars for oars

Code	Inside Ø mm
34.565.01	34/35
34.565.02	38/39
34.565.03	43/44
34.565.04	53/54

JARNFORDLINGS Delrin rowlocks

Snap-on fitting.

Code	A mm	B mm	Nylon bushing	
			Recessed OPTIONAL	for optional wall mounting
34.435.01	38	45	34.435.03	34.435.04
34.435.02	42	56	34.435.03	34.435.04

Sockets for nylon rowlocks

For recess fit	Wall mount	For Rowlocks
34.435.03	34.435.04	34.435.01-02

Black nylon rowlock

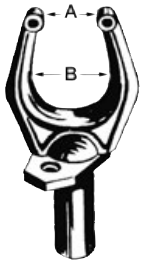

Floating, type “Rio 3,10/4,10”; includes bayonet socket.

Code	For shaft Ø mm	A mm	B mm
34.437.00	12	32	46

Nylon rowlocks

Very sturdy and light, white colour.

Code	For shaft Ø mm	A mm	B mm
34.432.00	15	34	53

Rowlock for paddle boats

Made of **chromed brass**.

Code	Description	Fork Ø mm	For shaft Ø mm
34.170.14	rowlock	64	15

Chromed brass rowlock, suitable for small fishing boats

Includes bushing with 2 holes 34.430.13.

Code	Total length mm	Pin mm
34.150.01	150	12

Chromed brass rowlocks for inflatable tender

Just the rowlock.

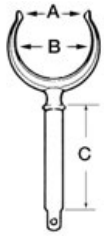

Code	For shaft Ø mm	⟷ mm			Optional Bushing
		A	B	C	
34.430.00	12	38	48	68	34.170.16; 34.430.13
34.170.11	12	41	53	72	34.170.16; 34.430.13
34.170.12	14	41	59	72	34.170.17; 34.430.14; 34.430.15
34.193.00	14	51	68	98	34.170.17; 34.430.14; 34.430.15

Side Socket for chromed brass rowlocks

Code	Hole mm	⟷ mm	For Rowlocks
34.170.16	12	50x38x21	34.430.00; 34.170.11
34.170.17	14	50x38x21	34.170.12; 34.190.00

Socket for chromed brass rowlocks



Code	Holes	⟷ mm	For Rowlocks
34.430.13	2	60x23	34.430.00; 34.170.11; 34.150.01
34.430.14	4	60x35	34.170.12; 34.193.00
34.430.15	2	80x30	34.170.12; 34.193.00

Chromed brass rowlock with blind socket

Includes **blind** socket, specially suited for plastic boats with interspace; the rowlock has a bayonet fitting; this product is a perfect alternative to most plastic rowlocks that break easily; the socket has a wide area for covering any pre-existing plastic socket holes.

Code	For shaft Ø mm	A mm	B mm
34.160.10	12	40	52
34.160.11	12	45	58

Special chromed brass rowlock



Foldable inner stringer, suitable for all types of boats, convenient, trouble-proof.

Code	For shaft Ø mm	A mm	B mm
34.433.00	12	42	50

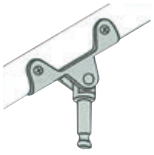

Chromed brass rowlocks for inflatable tender

For inflatable's removable oars for rubber row boat

Code	Pin length mm	Type of dinghy
34.430.10	35	Zodiac

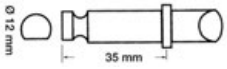

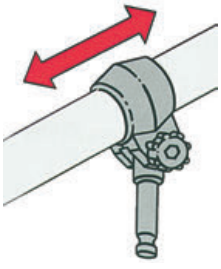

Plastic rowlocks for inflatable tenders

Fitted with **brass** snap-on pin for paddle Ø35 mm.

Code	Ø mm	Length mm
34.430.06	12	35
34.430.08	12.5	26.5
34.430.09	12	23

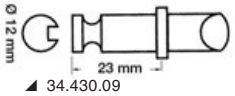

◢ 34.430.09

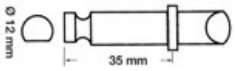

◢ 34.430.06

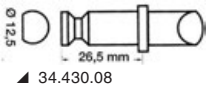

◢ 34.430.08

Windex and wind indicators

WINDEX wind indicator

Wind indicator fitted with vanes, mounted on a hard stone suspension for sliding movement. Very accurate and stable, fitted with a wind angle indicator. It comes in a display package.

Code	Model	Type	Varne mm	Small resin base	Material
35.388.01	10	for sports boat	230	-	Aluminium and plastic
35.388.12 New	15 mk2	for cruisers up to 11 m	380	35.388.06* OPTIONAL	Titanium and plastic
35.388.03	XL	for boats up to 15 m	584	-	Aluminium and plastic

* *To mount WINDEX 15 on the side or on the top of the mast.*

◢ 35.388.12

◢ 35.388.01

New Lighting kit for WINDEX®

Code **35.388.08**

WINDEX LED Light illuminates the reflectors on the indicator arms and on your Windex, for easy reading even at night.
The silver, water-repellent and corrosion-resistant components ensure a longer lifespan and only 23 mA power consumption.
Suitable for mounting with WINDEX 15, WINDEX 10, and WINDEX XL.

Small resin base

To mount WINDEX 15 on the side or on the top of the mast.

Code	For wind vanes
35.388.06	35.388.02

Wind indicator

To be mounted on the side of the mast with a bayonet bracket. Counter-weight balance; indicates minimal wind; framed fag to avoid inaccurate indications.

Code	Material	⟷ windward mm
35.387.00	Stainless steel with nylon flag	160x100

Wind indicator strips

Made of **nylon** with hook&loop fastener, red/green pairs, packed in cardboard displays.

Code	Type	ORDER BY BOX
35.660.01	normal	1 red + 1 green
35.660.02	Large	1 red + 1 green

PSP Tell Tales wind indicator strips for sail trimming

Permanent wind indicator strips.

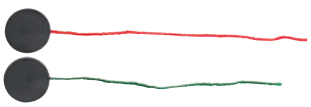

Code	Package contents
35.661.00	16 x self-adhesive discs, 8 x red strips, 8 x blue strips, 16 x self-adhesive strips.

PSP Tell Tales wind indicator strips for sail trimming

Permanent wind indicator strips

Code	Package contents
35.661.01	8 x 45-mm Ø self-adhesive dacron discs + 8 x 15-mmx150-mm nylon strips.

Flags, "Gran Pavese" flags and burgees

Italian ensign made of heavy polyester

Indelible colour, intense tone; sewn internally with nylon thread, fitted with the coat-of-arms of the Merchant Navy (on both sides) with bright clear colours; include nylon line for mounting; top quality product.

Code	⟷ cm
35.453.01	20x30
35.453.02	30x45
35.453.03	40x60
35.453.04	50x75

Code	⟷ cm
35.453.05	60x90
35.453.15	70x100
35.453.06	80x120
35.453.07	100x150

Code	⟷ cm
35.453.08	130x200
35.453.09	150x225

FRENCH flag Kit

Kit includes the three required flags N+C+ French flag.

Code	⟷ cm	Category
35.446.10	30x40	3a/4a/5a
35.446.20	50x75	2a/1a

Italian ensign made with light polyester

Fitted with the coat-of-arms of the Merchant Navy.

Code	⟷ cm
35.459.01	20x30
35.459.02	30x45

Italian courtesy flag made of polyester

Without the coat-of-arms of the Merchant Navy.

Code	⟷ cm
35.453.00	20x30

Self-adhesive Italian ensign

Fitted with the coat-of-arms of the Merchant Navy, on both sides. **Polished crystal** model, excellent finish, fast colours.

Code	⟷ cm
35.452.80	11x16
35.452.81	20x30
35.452.83	15x22

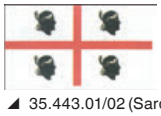

◢ 35.443.01/02 (Sardinia)

◢ 35.451.01/02 (Corsica)

◢ 35.427.01/02 (Sicily)

◢ 35.418.01/02 (Elba)



◢ 35.425.01/02 (Tuscany)

Italian Regional flags

Made of **polyester bunting**,]printed with indelible colours.

Region	20x30 cm	30x45 cm
Corsica	**35.451.01**	**35.451.02**
Elba	**35.418.01**	**35.418.02**
Sardegna	**35.443.01**	**35.443.02**
Sicilia	**35.427.01**	**35.427.02**
Tuscany	**35.425.01**	**35.425.02**

Venetian Burgee

Made of polyester.

12x24 cm	22x44 cm	30x60 cm
35.479.01	**35.479.02**	**35.479.03**

Flag - Europe

Made of **polyester**, indelible colours.

20x30 cm	30x45 cm	Type
35.440.01	**35.440.02**	EU + Italy (angle)

Flag - Europe

Made of **polyester**, indelible colours.

20x30 cm	30x45 cm	Type
35.461.01	**35.461.02**	European Union

Flag - Austria

Made of polyester, indelible colours.

20x30 cm	30x45 cm	40x60 cm	50x75 cm	70x100 cm	80x120 cm
35.455.01	35.455.02	35.455.03	35.455.04	35.455.05	35.455.06

Flag - Belgium

Made of polyester, indelible colours.

20x30 cm	30x45 cm	40x60 cm	50x75 cm	70x100 cm	80x120 cm
35.471.01	35.471.02	35.471.03	35.471.04	35.471.05	35.471.06

Flag - Croatia

Made of polyester, indelible colours.

20x30 cm	30x45 cm	40x60 cm	50x75 cm	70x100 cm
35.457.01	35.457.02	35.457.03	35.457.04	35.457.05

Flag - Denmark

Made of polyester, indelible colours.

20x30 cm	30x45 cm
35.431.01	35.431.02

Flag - Finland

Made of polyester, indelible colours.

20x30 cm	30x45 cm	40x60 cm	50x75 cm	70x100 cm
35.433.01	35.433.02	35.433.03	35.433.04	35.433.05

Flag - France



Made of polyester, indelible colours.

20x30 cm	30x45 cm	40x60 cm	50x75 cm	70x100 cm	80x120 cm
35.456.01	35.456.02	35.456.03	35.456.04	35.456.05	35.456.06

Flag - Germany

Made of polyester, indelible colours.

20x30 cm	30x45 cm	40x60 cm	50x75 cm	70x100 cm	80x120 cm
35.454.01	35.454.02	35.454.03	35.454.04	35.454.05	35.454.06

Flag - Greece

Made of polyester, indelible colours.

20x30 cm	30x45 cm	40x60 cm	50x75 cm	70x100 cm
35.452.01	35.452.02	35.452.03	35.452.04	35.452.05

Flag - UK merchant

Made of polyester, indelible colours.

20x30 cm	30x45 cm	40x60 cm	50x75 cm	70x100 cm	80x120 cm
35.449.01	35.449.02	35.449.03	35.449.04	35.449.05	35.449.06

Flag - Malta

Made of polyester, indelible colours.

20x30 cm	30x45 cm	40x60 cm	50x75 cm
35.439.01	35.439.02	35.439.03	35.439.04

Flag - Principality of Monaco



Made of polyester, indelible colours.

20x30 cm	30x45 cm	40x60 cm	50x75 cm	70x100 cm	80x120 cm
35.487.01	35.487.02	35.487.03	35.487.04	35.487.05	35.487.06

Flag - Norway

Made of polyester, indelible colours.

20x30 cm	30x45 cm	40x60 cm
35.432.01	35.432.02	35.432.03

Flag - The Netherlands

Made of polyester, indelible colours.

20x30 cm	30x45 cm	40x60 cm	50x75 cm	70x100 cm	80x120 cm
35.448.01	35.448.02	35.448.03	35.448.04	35.448.05	35.448.06

Flag - Poland

Made of polyester, indelible colours.

20x30 cm	30x45 cm	40x60 cm
35.463.01	35.463.02	35.463.03

Flag - Portugal

Made of polyester, indelible colours.

20x30 cm	30x45 cm	40x60 cm	50x75 cm
35.437.01	35.437.02	35.437.03	35.437.04

Flag - Russia

Made of polyester, indelible colours.

20x30 cm	30x45 cm	40x60 cm	50x75 cm	70x100 cm	80x120 cm
35.460.01	35.460.02	35.460.03	35.460.04	35.460.05	35.460.06

Flag - Slovenia

Made of polyester, indelible colours.

20x30 cm	30x45 cm	40x60 cm	50x75 cm	70x100 cm
35.441.01	35.441.02	35.441.03	35.441.04	35.441.05

Flag - Spain

Made of polyester, indelible colours.

20x30 cm	30x45 cm	40x60 cm	50x75 cm	70x100 cm
35.450.01	35.450.02	35.450.03	35.450.04	35.450.05

Flag - Sweden

Made of polyester, indelible colours.

20x30 cm	30x45 cm	40x60 cm	50x75 cm	70x100 cm
35.429.01	35.429.02	35.429.03	35.429.04	35.429.05

Flag - Switzerland

Made of polyester, indelible colours.

20x30 cm	30x45 cm	40x60 cm	50x75 cm	70x100 cm	80x120 cm
35.458.01	35.458.02	35.458.03	35.458.04	35.458.05	35.458.06

Flag - Tunisia

Made of polyester, indelible colours.

20x30 cm	30x45 cm	40x60 cm
35.438.01	35.438.02	35.438.03

Flag - Turkey

Made of polyester, indelible colours.

20x30 cm	30x45 cm	40x60 cm	50x75 cm
35.442.01	35.442.02	35.442.03	35.442.04

Flag - Ukraine

Made of polyester, indelible colours.

20x30 cm	30x45 cm	40x60 cm	50x75 cm	70x100 cm
35.462.01	35.462.02	35.462.03	35.462.04	35.462.05

Flag - Hungary

Made of polyester, indelible colours.

20x30 cm	30x45 cm	40x60 cm
35.465.01	35.465.02	35.465.03

Flag - The USA



Made of polyester, indelible colours.

20x30 cm	30x45 cm	40x60 cm	50x75 cm
35.444.01	35.444.02	35.444.03	35.444.04

Flag - Albania

Made of polyester, indelible colours.

20x30 cm	30x45 cm
35.474.01	35.474.02

Scuba diving flag

Made of **polyester**.

20x30 cm	30x45 cm
35.480.01	35.480.02

International Code Flags

Sizes 20x30 cm. Wool material.

Code	Letter	Version	Meaning
35.445.04	A	Underwater	Diver in immersion. Keep far away and sail slow.
35.445.01	C	-	Positive.
35.446.01	N	-	Negative.
35.445.05	Q	-	My boat is undamaged. Request for free circulation.

"Gran Pavese" flags set

40 piece set with international navigation codes, made of **polyester**, printed with bright colours, includes rope.

Code	⟷ cm	Type
35.453.10	14x20	Pre-tied flags in a single 15 m garland
35.453.11	20x30	Single flags with buttonhole and rope
35.453.12	30x45	Single flags with buttonhole and rope

Pocket container for "Gran Pavese" flags

Code **35.453.13**

Made of **100% cotton**; designed to store all Gran Pavese flags (Art. 35.453.10/11), maximum size of 20x30cm.

40 "Gran Pavese" flags with bag

Code **35.453.20**

The flags comply with the International Navigational Code; each set includes rope, mounting toggle and clear letters sewn on the side; comes in a foldable bag; flag size 30x42cm.



International code table, printed on plywood board

Made of marine plywood.

Code	⟷ cm
35.452.89	40x29

Type-approved protest flag

Made of **nylon**, tytpe-approved, backstay mounting with hook&loop fastener, red colour, letter "B".

Code	⟷ cm
35.660.80	20x30

Flag poles

Flagstaff

Stainless steel conical section.

Code	Length in cm	For flags cm	Ø mm	OPTIONAL base
35.195.00	40	max 20x30	14	35.390.03; 35.390.11
35.196.00	60	max 40x60	20	35.390.12

Flag pole made of AISI316 stainless steel

Mirror-polished. Ogive terminal.

Code	Length mm	Ø mm	Optional baseplate
35.393.01	610	25	35.390.13
35.393.02	750	25	35.390.13
35.393.03	900	25	35.390.13
35.393.04	1200	25	35.390.13

ARC teak-wood flagstaff

ORIGINAL TEAK

End knob.

Code	Length in cm
71.607.50	60
71.607.52	75
71.607.54	90
71.607.56	120

35.390.13 *Stainless steel flag pole*

Spare stainless steel base

Code	For rods Ø mm	Compatible with rods	Material
35.390.03	14	**35.390.00; 35.195.00**	Chromed plastic
35.390.11	14	**35.390.02; 35.195.00**	AISI 316 stainless steel
35.390.12	20	**35.390.01; 35.392.01; 35.196.00**	AISI 316 stainless steel
35.390.13	25	**35.390.10; 35.392.02; 35.392.03; 35.392.04; 71.607.50; 71.607.52; 71.607.54; 71.607.56**	AISI 316 stainless steel

Stainless steel conical flagstaffs

Mirror polished finish, includes **base**; fitted with adjustable flag mounting rings; supplied with top rubber bumper; very sturdy. **All models include butterfly locking nut.** Raked to 60°.

Code	Length in cm	For flags cm	Ø mm	Base in	Spare base	Only pole
35.390.00	40	max 20x30	14	Chromed ABS	**35.390.03**	**35.195.00**
35.390.02	40	max 20x30	14	Stainless steel	**35.390.11**	**35.195.00**
35.390.01	60	max 40x60	20	Stainless steel	**35.390.12**	**35.196.00**
35.390.10	88	max 60x90	25	Stainless steel	**35.390.13**	-
35.390.15	120	max 80x120	25	Stainless steel	**35.390.13**	-

Flagstaff sleeve socket

AISI 316

Designed for mounting onto a pushpit rail; made of **mirror polished AISI 316 stainless steel**.

Code	Pulpit tubes Ø mm	For rods Ø mm
35.394.02	25	20/25
35.394.03	30	20/25

Mirror polished stainless steel flagstaff with hook flag fitting

PATENT AISI 316

Stainless steel terminal ball, **stainless steel** ends and eyelets, suitable for flags.

Code	Length mm	Ø mm	OPTIONAL base
35.392.01	610	20	35.390.20
35.392.02	750	25	35.390.25
35.392.03	900	25	35.390.25
35.392.04	1200	25	35.390.25

Flag poles, wing-shape section

PATENT

Made of mirror polished AISI 316 stainless steel. Bayonet fixing to our bases 35.390.20/25.

AISI 316

Code	Length mm	Section mm	Clamp holders
35.392.50	610	38x24	35.390.20
35.392.51	750	38x24	35.390.20
35.392.52	900	45x29	35.390.25



Flush recessed flagstaff socket

AISI 316

Made of **mirror polished AISI 316 stainless steel**; **clip-on** base fitting.

PATENT

Code	Base mm	Depth mm	For rods
35.390.20	60x45	40	35.392.01
35.390.25	60x45	40	35.392.02; 35.392.03; 35.392.04

Flagstaff, pushpit or handrail mounting

Made of **mirror polished stainless steel**; includes flag mounting rings and unbreakable terminal ball.

Code	Length in cm	For pipes/handrails Ø mm
35.391.00	40	22/25

Flagstaff socket, pushpit or handrail mounting

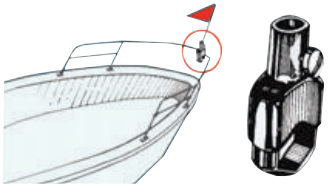

Made of **chromed brass**, **clamp** fitting; universal for all poles with Ø of 22/25mm.

Code	Pole Ø mm
35.191.14	14
35.191.20	20

Flagstaff socket with reduced rake

Made of **chromed brass**, 10° inclination, the other bases from this series have a 30° inclination.

Code	For rods Ø mm
35.158.01	20
35.158.02	25

Key rings and document holders

35.825.98 example of custom keychains with 1-color print

Soft rubber floating key ring

With a **brass** chain. Very convenient and practical, holds 2 large keys or three small ones. All are printable with your own Logo.

Code	Description / Colour	Screenprinting	ORDER BY BOX
35.825.01	white	Standard	10
35.825.02	blue	Standard	10
35.825.03	red	Standard	10
35.825.04	yellow	Standard	10
35.825.05	green	Standard	10
35.825.98*	**1-color print** customized key rings. Add code of printing system 35.825.91	Customized	300

* **35.825.91** *Printing system.*

Soft foam motorboat key rings, motorboat version

With a **brass** chain. Very convenient and practical, holds 2 large keys or three small ones. All are printable with your own Logo.

Code	Description / Colour	Screenprinting	ORDER BY BOX
35.823.01	white	Standard	10
35.823.02	blue	Standard	10
35.823.03	red	Standard	10
35.823.04	yellow	Standard	10

Soft foam key ring, Anchor model

With a **brass** chain. Very convenient and practical, holds 2 large keys or three small ones. All are printable with your own Logo.

Code	Description / Colour	Screenprinting	ORDER BY BOX
35.821.00	Mixed colors	Standard	10
35.821.01	white	Standard	10
35.821.02	blue	Standard	10
35.821.03	red	Standard	10
35.821.04	yellow	Standard	10
35.821.05	green	Standard	10

Soft foam key rings, Outboard model

With a **brass** chain. Very convenient and practical, holds 2 large keys or three small ones. All are printable with your own Logo.

Code	Description of the outboard brand	Screenprinting	ORDER BY BOX
35.824.03	Mercury	Standard	10
35.824.04	Yamaha	Standard	10
35.824.06	Suzuki	Standard	10
35.824.07	HONDA	Standard	10

Mini-fender floating key ring

Made of **flexible PVC**, the customer's logo may be printed; size 28x80mm (length).

Long fender *	Spherical fender	Colour	
		Head	Body
35.511.01	**35.511.03**	blue	white
35.511.02	**35.511.04**	blue	red
35.511.05	-	red	white

**Customizable on request*

Cork floating key ring

Fitted with strap and stainless steel keyring.

Code	Shape	⟷ mm	ORDER BY BOX
35.841.00	ball	Ø 50	10
35.841.10	double ball	Ø 50	10
35.841.20	ball	Ø 35	10
35.841.30	oval floater	105x50x25	10

"Monkey's fist" key ring

Code **35.820.00**
Made of colored braided **nylon**, includes mirror polished brass shackle 5 mm.

Pendant polished brass key rings

Code	Shape
35.831.00	Propeller
35.835.00	Diving helmet
35.839.00	Bell

35.839.00

35.831.00

35.835.00

Floatable document holder

Made of **nylon fibre** with floating **polyethylene** sheets; functional and very sturdy; made with **customer's logo** upon request for at least 100 pieces.

Code	⟷ cm
35.776.50	20x25
35.776.51	25x35

35.776.50

35.776.51

Signage and stickers

Signals

Highly durable and exceptionally brilliant. Available only in Italian.

Code	Table type	⟷ mm	Material
35.452.91	Most common Knots	240x160	Crystal Adhesive
35.452.92	International code with simols and meaning of the flags	160x240	Crystal Adhesive
35.452.97	Acoustic signals of the international code	160x240	Crystal Adhesive
35.452.98	Race signals of the international code	160x240	Crystal Adhesive
35.452.99	Maritime Code "International Regulations for Navigation" meaning buoys, right of way, distress signals, running lights, danger signals, port entry signals, tide signals. Mandatory as onboard equipment beyond 12 nautical miles from the coast as per the new DM No. 133 of 21/09/2024	240x160	Crystal Adhesive
35.452.88 New	Daytime and nighttime visual signals (COLREG 72), front and back	210x297	Plastic


35.452.91



35.452.92

35.452.97

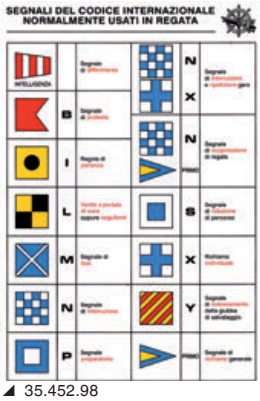

35.452.98



35.452.99

35.452.88

Compass card label

Italian language, only.

Code	Ø mm
35.452.87	150

Type-approved EC labels

35.464.01

35.464.02

Made of **red PVC** on white background; required for EC boats. Italian language, only.

Code	Figure	⟷ mm
35.464.01	Extinguisher	100x80
35.464.02	Self-inflating	127x80

New Hazard warning stickers and loading / unloading points

Code	Description	⟷ mm
35.464.04	Load of petrol sticker	25x27
35.464.14	Load of diesel sticker	25x27
35.464.05	Load of water sticker	25x27
35.464.06	Fire hazard sticker	25x27
35.464.07	Electric Hazard Sticker	25x27

35.464.04

35.464.14

35.464.05

35.464.06

35.464.07

STOPGULL bird deterrent device

STOPGULL Air

StopGull Air is a device designed to deter seagulls and coastal birds from landing on cabin tops, hardtops, booms and Bimini tops. Very easy bayonet-coupling mounting. It can be folded or removed for little stowage room during navigation.
StopGull is designed to stand any wind speed. By aligning the flags in the same direction it becomes 'wind-neutral' so there is no need to disassemble it.
StopGull can be mounted on any flat surface and can be combined with hardware for installation on hand rails, Bimini tops, etc.

Code	Model	Width cm
35.901.01	STOPGULL	185
35.901.02	STOPGULL XL	235

STOPGULL clamp support for handrails

Code **35.902.00**
For 22- to 38-mm diameter tubes. Made of anodized aluminium.
To be combined with 35.901.01/02.

STOPGULL support for Bimini tops and handrails

Code **35.903.00**
For 22- to 38-mm diameter tubes. Made of AISI316 stainless steel.
To be combined with 35.901.01/02.

STOPGULL suction cup support

Code **35.904.00**
Suction cup support. Ideal for hatches or outboard engines.
To be combined with 35.901.01/02.

STOPGULL support for upholstery

Code **35.906.00**
Weighed support (4 kg) to be installed on the solarium upholstery.

STOPGULL Keeper

Code **35.915.00**
To be mounted by means of adhesive tape onto radar and TV antennas, etc. 50-cm Ø.
When a bird lands on it, the device rotates and makes the bird fly away.

STOPGULL S27

Code **35.918.00**
To be mounted on the head of the 360° light. When a bird lands on it, the device **rotates** and makes the bird fly away. 55-mm Ø.

Cleaning accessories, brushes, cleaning tubes and accessories

Boat washing kit

OSCULATI

Includes: **white PVC** 12x18mm hose with **polyester** reinforced fiber, **high pressure** , resistant up to **15 BAR** + adjustable water-jet pistol with **clip-on** connectors and 3 **clip-on** water joints.

Length15m	Length25m	Accessoriesforconnection
36.464.15	**36.464.25**	1/2 - 3/4 - 1"

Reinforced PVC hose on roller

ABS roller, equipped with nozzle and gun.

Code	hoselengthm	⟷ external cm	FittingsandgunsOPTIONAL
36.703.00	15	Ø35x11	**36.188.99; 36.189.00; 36.189.01; 36.189.02**



Retractable hoses for boat washing

Made of EVA thermoplastic, a high-elasticity material. Fitted with snap joints and adjustable flow nozzle. They come in a case with zipper and water drain mesh.

Code	Lengthm(feet)	Tube Ø mm	Totaldimensionsmm
36.464.40	12 (40')	9x12	580x100
36.464.60	18 (60')	9x12	860x100

Boat washing spray hose and accessories

Code	Description
36.189.00	spraysparemadeofABS,boatwasherwithadjustablejet,fittedwithlock/unlockdistributionlever;femalethread3/4"
36.189.01	Malejoint3/4"screw-inongunspray36.189.00
36.189.02	Snapinjoint1/2",withflowlockifgunspraynotinserted;canbeusedfromthespraygunfromthetapside.
36.189.03	Femalehoseadaptorwiththreadsize1"
36.189.04	Femalehoseadaptorwiththreadsize3/4"
36.189.05	reducingcouplingforadaptingjoint36.189.02size3/4"withtapsize1/2"

Spray hose with 7 jet types

Code **36.188.98**

Fitted with tank for automatic shampoo dispensing. Soft rubber handle. Including trigger joint.

Boat washing spray gun

Code **36.188.99**

Professional metal pistol coated with anti-shock rubber. Adjustable jet with lock/unlock evaporation lever; supplied with snap-on joints 36.189.01.

Chromed brass joint

Code	Description
36.189.06	Suitableforconnectingtwohoses

Cleaning kit

Code **36.302.15**

Includes: one telescopic mooring hook (75/130cm) + 1 cotton mop + one heavy fiber brush; all items are interchangeable.

Handle fitted with suction pads

Ideal to hang to the boat sides during cleaning operations and external maintenance activities, otherwise very tiring. Also fit for lifting hatches. It hangs to any surface within seconds. Fitted with suction pads and flip-up fastening flaps.

Code	⟷ mm
36.185.00	290x100x84

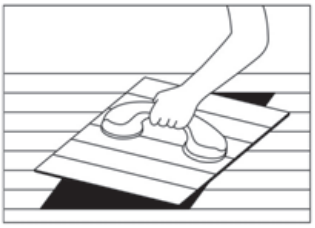

80 micron filter, descaling, washable

Designed to be mounted along the piping that carries water onto the berth. Filters water that goes onboard and that contains lime residues that be clog the pipework; fitted with 2 snap-in joints.

Code	⟷ mm
52.124.75	140x60

OSCULATI accessories for cleaning

Ergonomic, handy and heavy-duty products designed for boat cleaning. High-quality materials that have undergone strict production tests. Compatible and interchangeable with SHURHOLD equivalent items.

Telescopic brush in anodized aluminum with rotary closure

Convenient and sturdy, fitted with ergonomic anti-slip rubber handle for use also with wet hands and snap joint on the end for use in case of water flow. Medium-hardness brush for all surfaces.

Code	Version	handle		Brush(BxC)cm
		length(A)cm	Ø mm	
36.191.00	Standard	95/150	22/25	25x9
36.191.02*	Doubleangle	117/180	22/25	25x14
36.191.03	Fiveangles	117/180	22/25	30x15

*Double angle adjustable brush and water wiper rim.



Anodized aluminum handle

Snap mounting. Fixed or telescopic version available.

Code	Length cm	Type
36.630.02	102	Fixed
36.630.03	153	Fixed
36.631.01	90/160	Telescopic
36.631.02	120/220	Telescopic

Mooring hook

Snap-on mounting on the handles of the OSCULATI line

Code	Length(withouthandleOSCULATI)cm	Tube Ø mm
36.650.00	40	25

Special scrubbing brush

Polyurethane-coated marine wood structure, shock-proof rim, premium fibres, anodized aluminium snap coupling. 2 sizes available: 8" and 10".

8"Brush195(a)x85(b)-mm	10"Brush250(a)x90(b)-mm	Fibres	
		Type	material
36.633.01 New	36.634.01 New	extrasoft	GreenPolyester
36.633.03	36.634.03	soft	Yellowpolyester
36.633.05	36.634.05	Mediumhardness	Bluepolyester

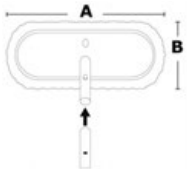

Eco Brush

White polypropylene frame with shock-resistant rubber rim. Polyester premium fibres, aluminium snap coupling.

8"Brush195(a)x85(b)mm	10"Brush250(a)x90(b)mm	Fibres	
		Type	material
36.632.03	36.635.03	soft	yellowpolyester
36.632.05	36.635.05	Mediumhardness	Bluepolyester

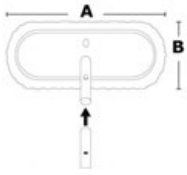

Very high water absorption mop.

With snap coupling, made of anodized aluminium.

Code		Description
36.638.01		ClassicinPVAsyntheticleather
36.638.02	New	Extraabsorbentwith7.5cmwidestrips

Nylon abrasive brush with handle

It removes surface vegetation and rust from metals. Medium abrasive power.

Code	⟷ bearing mm
36.330.02	150x90

Hand brush

Ideal for frequent washdown. Medium-hardness brush for any surface.

Code	Type	⟷ mm
36.636.00	Brushwithwaterflowsystem,standardsnapcoupling	120x185
36.637.00	Brushwithergonomichandle	120x185
36.637.10	Multipurposebrush	220x70x80

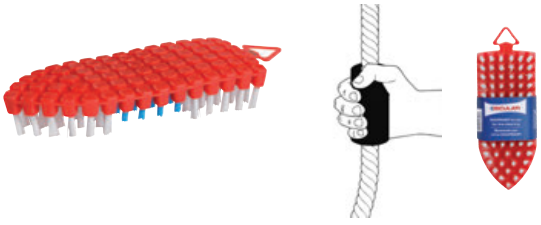

Brush for cleaning ropes

Code **36.639.01**

Flexible brush to clean mooring lines, water tubes, electric cables, etc. It can be used on 10- to 25-mm Ø poles.

Water blade for windows and windshields

Made of soft silicone.

Code	Length mm
36.640.01	310

Glass cleaner

Tool with microfibre brush + squeegee. Fitted with foldable handle made of anodized aluminium.

Code	Brushmm	Blademm	Totallengthmm
36.641.00	235	235	500

Lambswool glove

Code	Description
36.641.01	Idealtowashandclean.Itcanbeusedwetordry.

Microfiber Hand Wash Mitt

Code **36.641.02**

Made of soft microfiber. It absorbs large quantities of water for optimal and effortless cleaning of wide surfaces. Elastic wrist band for a better cleaning performance.

Synthetic chamois leather

Ultra-absorbing PVA leather. Absorbs 50% more than chamois leather. Perfect drying without rings.

Code	⟷ cm	Model
36.642.01	66x43	Big
36.642.02 New	66x64	Giant

Natural chamois leather DAINO SALT

Full leather treated with special tanning for salty environments; the way natural leather dries cannot be compared to that of synthetic leathers.

Code	Size
36.215.02	giant(0,45/0,60m², approxcm60/70x70/85)
36.215.01	large(0,35/0,42m², approxcm45/55x65/75)

As they are full leathers the sizes are aproximate

Microfiber cloth

Pair of microfiber cloths for your boat care. Ideal for the application of polish products and wax.

Code	⟷ mm
65.230.40	38x38

SHURHOLD boat cleaning material

Quality and robust products, specifically designed for use on boats, completely rustproof.

Aluminium handles

Triple anodized aluminium, clip-on fitting; fixed or telescopic version.

Code	Length cm	Type	NeoprenecoatingHandlemateOPTIONAL*
36.730.00	76	Fixed	-
36.740.00	102	Fixed	-
36.760.00	153	Fixed	**36.760.01**
36.833.00	109/183	Telescopic	**36.833.01**
36.855.00	160/274	Telescopic	**36.855.01**

**It makes the brush floating, protects the boat from unwanted bumps of the handle and improves grip.*

◢ 36.833.00; 36.855.00

◢ 36.730.00; 36.740.00; 36.760.00

◢ 36.760.01; 36.833.01; 36.855.01



◢ 36.760.01; 36.833.01; 36.855.01

◢ 36.833.00; 36.855.00

SHURHOLD threaded snap adapter for handles

Code **36.101.00**

Threaded adapter suitable for standard thread brushes.

SHURHOLD snap adapter for handles

Code **36.102.00**

30° sloped, the two end holes provide a 180° rotation.

Scrubbers

Fitted with a **polyurethane lacquered marine wooden** structure, anti-shock corners, "fibre premium", **aluminium** clip-on connector; available in 2 different sizes.

Brush10"	Brush6"	Fibres	
		Type	material
36.990.00	**36.950.00**	hard	whitepolyester
36.985.00	**36.955.00**	Mediumhardness	yellowpolyester
36.975.00	**36.970.00**	extrasoft	bluenylon
36.980.00	**36.960.00**	soft	yellowpolyester
36.982.00	**36.965.00**	soft+medium*	redpolyester

** Combination of soft outer fibres for washing and more aggressive inner fibres to remove stubborn dirt or scale.*

◢ 36.990.00

◢ 36.985.00

◢ 36.980.00

◢ 36.950.00

◢ 36.960.00

◢ 36.965.00

◢ 36.965.00; 36.982.00

◢ 36.955.00

◢ 36.970.00

Scrubbers suitable for difficult applications

Useful for cleaning windshields, hulls, rudders; fitted with long fibres.

Code	Brush	Fibres	
		Type	material
36.310.00	8"	extrasoft	bluenylon
36.050.00	5"	soft	yellowpolyester

SHURHOLD HAMMERHEAD SOFT brush

Code **36.945.00**

Can either be used by hand or with any clip-on SHURHOLD handle; designed for maximum comfort, fitted with side cushion; suitable for hull or deck cleaning.



SHURHOLD mops

Fitted with **aluminium** clip-on connector.

Code	Version
36.112.00	classicalandlowcost
36.113.00	syntheticchamois,extraassorbing
36.116.00	WidestripsofextraabsorbentPVA



SHURHOLD glass wipers

Made of **stainless steel**, fitted with clip-on connector.

Code	Length mm
36.141.20	305
36.141.60	407
36.142.40	610

SHURHOLD patented water removing blade

This **flexible blade** moulds to **curved surfaces.**

Code	Description
36.142.65	Handle
36.142.60	Flexiblebladelength300mmadjustableat180°

SHURHOLD swivel scrubber with DIP and GO snap-on connector

Code **36.170.01**

Scrubber without pad.
It matches pads 36.170.10; 36.170.20; 36.170.30.

SHURHOLD synthetic polish wool pad

Code **36.171.00**

To put over scrubber 36.170.01

SHURHOLD abrasive pad

Code	Abrasion	Colour	Tobeappliedtothebroom-holder	ORDER BY BOX
36.170.10	Light	white	**36.170.01**	2
36.170.20	medium	blue	**36.170.01**	2
36.170.30	Heavy	brown	**36.170.01**	2

SHURHOLD wiping cloth and synthetic sponge

Code	Description
36.220.00	Extralarge(43x69cm)absorbing/wipingcloth,itabsorbs**50%more**thanshammyleather
36.210.00	Extraabsorbingsyntheticsponge(17.5x7.5cm)

36.220.00

36.210.00

Manual SHURHOLD brushes

Ideal for cleaning the waterline, propellers, teak decks, difficult angles, canvasses, rusted areas on stainless steel pulpits, etc...

Code	Model	Version
36.947.01	276	fittedwithextra-longhandle50cm
36.947.02	274	withshorthandle
36.947.03	272	Withsoftperimetralbumperand Handleforexertinghighpressure
36.947.04	270"typelight"	especiallysuitableforcarpets,canvas,covers,frabrics,etc..

36.947.03

36.947.04

36.947.02


36.947.01

SHURHOLD fishing accessories

Clip-on mounting.

Code	Netting	Size
36.182.20	Wide	small,cm30x33x38
36.182.00	Wide	long,cm43x51x76
36.182.25	fine	long,cm43x51x76

36.182.20


36.182.00

36.182.25

SHURHOLD boat hook

Code **36.190.10**

Three in one model.

SHURHOLD gaff hook

Code **36.180.40**

Fitted with safety protection.

SHURHOLD Wash Mitts

Excellent for washing and cleaning, to be used either dry or wet. Top quality.

Code	Description
36.285.00	Madeoflambwool.

SHURHOLD Magic Wool hand pad

Fine bronze wool brush. Removes rust and oxidation from stainless steel, brass and metals without leaving scratches. Also suitable for cleaning solar panels and removing limescale deposits from glass and ceramics.

Code	Description
36.286.00	Packof3

SHURHOLD cleaning brush for lines and tubes

Code **36.287.00**

Flexible brush to clean 12-25mm pipes, flexible pvc hose, electric cables and all other types of tubes.

YACHTICON cleaning products

◢ 36.560.10

◢ 36.560.12

◢ 36.560.11

USA-type brush

Painted wooden body with perimetral rubber buffer, central water flow system.

Code	⟷ mm	fibre
36.560.10	200x85	soft
36.560.11	200x85	MEDIUM
36.560.12	200x85	HARD

◢ 36.565.01

◢ 36.565.02

Abrasive pad holder made of nylon

To clean bottom, deck, bulbs, rudder, etc. Fitted with special quick hooks to secure the abrasive pads.

Code	⟷ mm	Version
36.565.01	232x92	Formanualuse
36.565.02	225x92	Tobemountedonhandle36.569.00

◢ 36.566.01

◢ 36.566.02

◢ 36.566.03

Abrasive cleaning pads

Code	Colour	Type	Use	⟷ mm
36.566.01	Black	HARD - energeticabrasion	Rust,barnacles,paint,- etc.	260x115
36.566.02	blue	MEDIUM - regularabrasion	Surface vegetation	260x115
36.566.03	white	SOFT - lightabrasion	Generalcleaning	260x115

Cleaning glove

Microfibre on one side and sponge on the other.

Code	Type
36.566.05	GLOVE

YACHTICON Magic Sponge

Just add water to remove algae, black streaks, limescale, rust, tea/coffee stains, and grime from the waterline. Also to be used to clean RIB tubes, PVC surfaces, glass, toilets, basins and other surfaces. 4-pcs package.

Code	⟷ mm
36.566.08	120x60x55

YACHTICON soft deep-cleaning pads

Code	Colour	Type	⟷ mm
36.567.01	orange	HARD	Ø150x25
36.567.02	blue	MEDIUM	Ø150x25
36.567.03	Black	soft	Ø150x25
36.567.11	orange	HARD	Ø180x25
36.567.12	blue	MEDIUM	Ø180x25
36.567.13	Black	soft	Ø180x25

YACHTICON Dustpan mini-broom

Code **36.599.09**

Very flexible, flat broom. It adapts to any surface.

Bucket bags

YACHTICON Rubber sinking bucket

Made of heavy rubber, it sinks rapidly for fast refilling

Code	Capacity l	Accessories
23.887.00	8	Polyesterline,3-mspliceing

Yachticon Folding Sink

Ideal for washing plates and dishes. Highly resistant construction.

Code	⟷ mm	Capacity l
23.886.00	330x330x165	15

Folding bucket

Made from Oxford fabric **with stainless steel handle AISI 304**. Includes case.

Code	External Ø mm	Height mm	Capacity l
23.885.00	240	35/225	9
23.885.01	240	45/330	12

SHURHOLD bucket + base + accessories

The system includes:
A) UV-resistant plastic bucket with 19-mm Ø nylon rope handle.
B) Special non-skid, UV-resistant, floating base. It prevents scratches on the deck.
C) Bucket seat/lid.
D) Bucket caddy to store cleaning products.
E) Bucket grid for drying and storing natural and synthetic chamois leather cloths, sponges, etc.

Code	Description
23.888.01	19.25-l(5gallons)bucket
23.888.02	Antiskidsnap-inbase
23.888.03	Bucketseat/lid
23.888.04	Bucketcaddy
23.888.05	Bottomgrid

23.888.01/02

23.888.04

23.888.05

23.888.02

23.888.03

23.888.05



Boxes with assorted screws

Different cases are available with an assortment of screws and a range of diameters and lengths most commonly used in the marine sector.
Packed in professional cases made of anti-shock clear plastic to easily locate the items inside and fitted with safety slide closure.

Compact screw box, 540 pcs

Code **37.300.01**

Size: A2 AISI 304 175x145x32 mm.
Total items: 540
Include: 220 self-tapping screws (DIN 7981) - 320 self-tapping screws (DIN 7982).

Compact screw box, 600 pcs

Code **37.300.02**

Size: A2 AISI 304 175x145x32 mm.
Total items: 600
Include: 90 self-tapping screws (DIN 7981) - 135 self-tapping screws (DIN 7982) - 50 hexagonal head screws (DIN 933) - 50 countersunk screws (DIN 963) - 90 hexagon nuts(DIN 934) - 40 self-locking hexagon nuts (DIN 982) - 85 flat washers (DIN 125) - 60 washers three times larger than the hole.

Compact screw box, 390 pcs

Code **37.300.03**

Size: A2 AISI 304 175x145x32 mm.
Total items: 390
Include: 46 hexagonal head screws (DIN 933) - 64 countersunk screws (DIN 963) - 90 hexagon nuts(DIN 934) - 40 self-locking hexagon nuts (DIN 982) - 90 flat washers (DIN 125) - 60 washers three times larger than the hole.

Medium screw box, 850 pcs

Code **37.300.04**

Size: A2 AISI 304 240x195x42 mm.
Total items: 850
Include: 150 self-tapping screws (DIN 7981) - 148 self-tapping screws (DIN 7982) - 94 hexagonal head screws (DIN 933) - 97 countersunk screws (DIN 963) - 115 hexagon nuts(DIN 934) - 64 self-locking hexagon nuts (DIN 982) - 105 flat washers (DIN 125) - 70 washers three times larger than the hole - 7 threaded rod slugs, 20cm long (DIN 975).

Large screw box, 200 pcs

Code **37.300.05**

Size: A2 AISI 304 340x260x57 mm.
Total items: 2000
Include: 192 self-tapping screws (DIN 7981) - 200 self-tapping screws (DIN 7982) - 168 Fastar countersunk Philips screws - 16 bolt sleeves (DIN 571) - 138 hexagonal head screws (DIN 933) - 129 countersunk screws (DIN 963) - 124 cap screws (DIN 84) - 42 Allen screws (DIN 912) - 240 hexagon nuts(DIN 934) - 71 self-locking hexagon nuts (DIN 982) - 17 blind nuts (DIN 1587) - 20 wing nuts (DIN 315) - 215 flat washers (DIN 125) - 130 washers three times larger than the hole - 70 crown washers (DIN 6798) -80 grower washers (DIN 127) - 15 threaded rod slugs, 20cm long (DIN 975) - 48 pins (DIN 127) - 38 stainless steel studs - 30 various stainless steel items: fillets, tightening clamps, pin with rings, shackle opening tool.

Selection of stainless steel nuts

Code	N° 60 assorted grains AISI 304*
37.300.10	Thread length 4 mm, total length 5 mm, flat head; Thread length 5 mm, total length 5 mm, flat head; Thread length 5 mm, total length 6 mm, conical tip head; Thread length 6 mm, total length 6 mm, flat tip head; Thread length 1/4", total length 5 mm, conical head.

* *12 pcs per type.*

Bolts and screws in packs

Bolts and screws in packs - Pan head selftapping screw DIN 7981 / Tapping screw, raised countersunk head with cross recess DIN 7983 / Chipboard screws DIN 7505 A / Self-locking nuts DIN 982.

Self-tapping cylinder head screw DIN 7981			Self-tapping drop head screw DIN 7983			Fastar wood screws DIN 7505A			Self-locking nuts DIN 982		
Code	mm	ORDER BY BOX	Code	mm	ORDER BY BOX	Code	mm	ORDER BY BOX	Code	mm	ORDER BY BOX
37.050.01	2.9x10	20	**37.051.01**	2.9x13	20	-	-	-	-	-	-
37.050.02	3.5x13	18	**37.051.02**	3.5x16	18	**37.054.02**	3x15	20	-	-	-
37.050.04	3.9x16	14	**37.051.04**	3.9x19	13	**37.054.04**	3.5x20	18	**37.056.04**	4	5
-	-	-	-	-	-	-	-	-	**37.056.05**	5	4
37.050.06	4.2x25	11	**37.051.06**	3.9x25	10	-	-	-	**37.056.06**	6	3
37.050.08	4.8x25	9	**37.051.08**	4.2x32	9	**37.054.08**	4x25	14	**37.056.08**	8	2
37.050.10	4.8x32	7	**37.051.10**	4.8x25	9	**37.054.10**	4.5x30	10	-	-	-
37.050.12	5.5x25	5	-	-	-	-	-	-	-	-	-
37.050.14	5.5x38	4	**37.051.14**	5.5x50	4	**37.054.14**	5x45	8	-	-	-
37.050.16	6.3x25	4	**37.051.16**	6.3x50	3	**37.054.16**	6x40	6	-	-	-
37.050.18	6.3x50	3	-	-	-	-	-	-	-	-	-

Bolts and screws in packs – Slotted countersunk head screws DIN 963 + hex nut DIN 934 + plain washer DIN 125 / Full thread hex head screws DIN 933 + hex nut DIN 934 + plain washer DIN 125 / Cross recessed countersunk flat head screws DIN965 + hex nut DIN 934 + plain washer DIN 125.

Flat countersunk metal screws DIN 963 + nut DIN 934 + washer DIN 125			Metal screws with hexagonal head DIN 933 + nut DIN 934 + washer DIN 125			Cotter pins DIN 94			Flat countersunk cross head metal screws DIN965 + nut DIN934 + washer DIN125		
Code	mm	ORDER BY BOX	Code	mm	ORDER BY BOX	Code	mm	ORDER BY BOX	Code	mm	ORDER BY BOX
37.052.01	3x20	8	-	-	-	**37.055.01**	1.5x25	20	**37.057.01**	3x20	8
37.052.02	4x20	7	-	-	-	**37.055.02**	2x35	15	**37.057.02**	4x20	7
37.052.04	4x40	5	-	-	-	**37.055.04**	3x40	7	**37.057.04**	4x40	5
37.052.06	5x20	5	**37.053.06**	5x20	5	**37.055.06**	4x50	4	**37.057.06**	5x20	5
37.052.08	5x50	3	**37.053.08**	5x40	4	-	-	-	**37.057.08**	5x50	3
37.052.10	6x30	4	**37.053.10**	6x30	3	-	-	-	**37.057.10**	6x30	4
37.052.12	6x60	2	**37.053.12**	6x60	2	-	-	-	-	-	-
-	-	-	**37.053.14**	8x60	2	-	-	-	**37.057.14**	6x60	2
37.052.16	8x60	2	-	-	-	-	-	-	**37.057.16**	8x60	2

Stainless steel nuts, bolts and screws: A4 - AISI 316

Screws are sold in practical cardboard boxes.

Self tapping screw, cross head, round head, UNI 6954 DIN 7981

Code	mm	ORDER BY BOX
A4-7981-02.9X010	2.9 x 10	200
A4-7981-02.9X013	2.9 x 13	200
A4-7981-02.9X019	2.9 x 19	200
A4-7981-03.5X010	3.5 x 10	200
A4-7981-03.5X013	3.5 x 13	200
A4-7981-03.5X016	3.5 x 16	200
A4-7981-03.5X019	3.5 x 19	100
A4-7981-03.5X025	3.5 x 25	100
A4-7981-03.5X032	3.5 x 32	100
A4-7981-03.9X010	3.9 x 10	200
A4-7981-03.9X016	3.9 x 16	100
A4-7981-03.9X019	3.9 x 19	100
A4-7981-03.9X025	3.9 x 25	100
A4-7981-03.9X032	3.9 x 32	50
A4-7981-03.9X038	3.9 x 38	50
A4-7981-04.2X010	4.2 x 10	100
A4-7981-04.2X016	4.2 x 16	100
A4-7981-04.2X019	4.2 x 19	100
A4-7981-04.2X022	4.2 x 22	100
A4-7981-04.2X025	4.2 x 25	100
A4-7981-04.2X032	4.2 x 32	50
A4-7981-04.2X038	4.2 x 38	50
A4-7981-04.2X045	4.2 x 45	50
A4-7981-04.2X050	4.2 x 50	25
A4-7981-04.8X013	4.8 x 13	100
A4-7981-04.8X016	4.8 x 16	100
A4-7981-04.8X019	4.8 x 19	50
A4-7981-04.8X022	4.8 x 22	50
A4-7981-04.8X025	4.8 x 25	50
A4-7981-04.8X032	4.8 x 32	50
A4-7981-04.8X038	4.8 x 38	50
A4-7981-04.8X045	4.8 x 45	25
A4-7981-04.8X050	4.8 x 50	25
A4-7981-05.5X016	5.5 x 16	50
A4-7981-05.5X032	5.5 x 32	25
A4-7981-05.5X038	5.5 x 38	25
A4-7981-05.5X050	5.5 x 50	25
A4-7981-06.3X019	6.3 x 19	50
A4-7981-06.3X025	6.3 x 25	25
A4-7981-06.3X032	6.3 x 32	25

Self tapping screw cross head, countersunk, UNI 6955 DIN 7982

Code	mm	ORDER BY BOX
A4-7982-02.9X010	2.9 x 10	200
A4-7982-02.9X013	2.9 x 13	200
A4-7982-02.9X019	2.9 x 19	200
A4-7982-03.5X010	3.5 x 10	200
A4-7982-03.5X013	3.5 x 13	200
A4-7982-03.5X016	3.5 x 16	200
A4-7982-03.5X019	3.5 x 19	100
A4-7982-03.5X025	3.5 x 25	100
A4-7982-03.5X032	3.5 x 32	100
A4-7982-03.5X038	3.5 x 38	50
A4-7982-03.9X010	3.9 x 10	200
A4-7982-03.9X016	3.9 x 16	100
A4-7982-03.9X019	3.9 x 19	100
A4-7982-03.9X022	3.9 x 22	100
A4-7982-03.9X025	3.9 x 25	100
A4-7982-03.9X032	3.9 x 32	50
A4-7982-03.9X038	3.9 x 38	50
A4-7982-04.2X010	4.2 x 10	100
A4-7982-04.2X016	4.2 x 16	100
A4-7982-04.2X019	4.2 x 19	100
A4-7982-04.2X022	4.2 x 22	100
A4-7982-04.2X025	4.2 x 25	100
A4-7982-04.2X032	4.2 x 32	50
A4-7982-04.2X038	4.2 x 38	50
A4-7982-04.2X045	4.2 x 45	50
A4-7982-04.2X050	4.2 x 50	25
A4-7982-04.8X013	4.8 x 13	100
A4-7982-04.8X016	4.8 x 16	100
A4-7982-04.8X019	4.8 x 19	50
A4-7982-04.8X022	4.8 x 22	50
A4-7982-04.8X025	4.8 x 25	50
A4-7982-04.8X032	4.8 x 32	50
A4-7982-04.8X038	4.8 x 38	50
A4-7982-04.8X045	4.8 x 45	25
A4-7982-04.8X050	4.8 x 50	25
A4-7982-05.5X016	5.5 x 16	50
A4-7982-05.5X022	5.5 x 22	50
A4-7982-05.5X032	5.5 x 32	25
A4-7982-05.5X038	5.5 x 38	25
A4-7982-05.5X050	5.5 x 50	25
A4-7982-06.3X019	6.3 x 19	50
A4-7982-06.3X025	6.3 x 25	25
A4-7982-06.3X032	6.3 x 32	25
A4-7982-06.3X045	6.3 x 45	25
A4-7982-06.3X060	6.3 x 60	10

Machine screw - Cheese head with slot UNI 6107 DIN 84

Code	mm	ORDER BY BOX
A4-84-03X012	3 x 12	200
A4-84-03X016	3 x 16	200
A4-84-03X020	3 x 20	100
A4-84-03X025	3 x 25	100
A4-84-03X030	3 x 30	100
A4-84-03X035	3 x 35	50
A4-84-04X016	4 x 16	100
A4-84-04X020	4 x 20	100
A4-84-04X025	4 x 25	50
A4-84-04X030	4 x 30	50
A4-84-04X035	4 x 35	50
A4-84-04X040	4 x 40	50
A4-84-04X050	4 x 50	25
A4-84-05X020	5 x 20	50
A4-84-05X030	5 x 30	50
A4-84-05X040	5 x 40	25
A4-84-05X050	5 x 50	25
A4-84-05X060	5 x 60	25
A4-84-06X020	6 x 20	50
A4-84-06X030	6 x 30	50
A4-84-06X040	6 x 40	25
A4-84-06X050	6 x 50	10
A4-84-06X060	6 x 60	10
A4-84-08X030	8 x 30	10
A4-84-08X040	8 x 40	10
A4-84-08X050	8 x 50	10
A4-84-08X060	8 x 60	10

Threaded hexagon setscrew UNI 5739 DIN 933

Code	mm	ORDER BY BOX
A4-933-04X012	4 x 12	100
A4-933-04X020	4 x 20	100
A4-933-04X030	4 x 30	50
A4-933-04X040	4 x 40	50
A4-933-05X020	5 x 20	50
A4-933-05X030	5 x 30	50
A4-933-05X040	5 x 40	50
A4-933-05X050	5 x 50	25
A4-933-06X020	6 x 20	50
A4-933-06X030	6 x 30	50
A4-933-06X040	6 x 40	25
A4-933-06X050	6 x 50	25

Code	mm	ORDER BY BOX
A4-933-06X060	6 x 60	25
A4-933-06X070	6 x 70	10
A4-933-06X080	6 x 80	10
A4-933-06X100	6 x 100	10
A4-933-08X030	8 x 30	25
A4-933-08X040	8 x 40	25
A4-933-08X050	8 x 50	10
A4-933-08X060	8 x 60	10
A4-933-08X070	8 x 70	10
A4-933-08X080	8 x 80	10
A4-933-08X100	8 x 100	5
A4-933-10X040	10 x 40	10

Code	mm	ORDER BY BOX
A4-933-10X050	10 x 50	10
A4-933-10X060	10 x 60	10
A4-933-10X080	10 x 80	5
A4-933-10X100	10 x 100	5
A4-933-10X120	10 x 120	5
A4-933-12X050	12 x 50	10
A4-933-12X060	12 x 60	10
A4-933-12X080	12 x 80	5
A4-933-12X100	12 x 100	5
A4-933-12X120	12 x 120	5

Machine screw, slot head - countersunk UNI 6109 DIN 965

Code	mm	ORDER BY BOX
A4-965-03X012	3 x 12	200
A4-965-03X016	3 x 16	200
A4-965-03X020	3 x 20	100
A4-965-03X025	3 x 25	100
A4-965-03X030	3 x 30	100
A4-965-03X040	3 x 40	50
A4-965-04X016	4 x 16	100
A4-965-04X020	4 x 20	100
A4-965-04X030	4 x 30	50
A4-965-04X040	4 x 40	50
A4-965-04X050	4 x 50	25

Code	mm	ORDER BY BOX
A4-965-05X020	5 x 20	50
A4-965-05X030	5 x 30	50
A4-965-05X040	5 x 40	25
A4-965-05X050	5 x 50	25
A4-965-05X060	5 x 60	25
A4-965-06X020	6 x 20	50
A4-965-06X030	6 x 30	50
A4-965-06X040	6 x 40	25
A4-965-06X050	6 x 50	25
A4-965-06X060	6 x 60	10
A4-965-06X070	6 x 70	10

Code	mm	ORDER BY BOX
A4-965-06X080	6 x 80	10
A4-965-06X100	6 x 100	5
A4-965-08X030	8 x 30	10
A4-965-08X040	8 x 40	10
A4-965-08X050	8 x 50	10
A4-965-08X060	8 x 60	10
A4-965-08X070	8 x 70	5
A4-965-08X080	8 x 80	5
A4-965-08X100	8 x 100	5

Countersunk socket screw, UNI 5933 DIN 7991

Code	mm	ORDER BY BOX
A4-7991-03X012	3 x 12	50
A4-7991-03X020	3 x 20	50
A4-7991-03X030	3 x 30	50
A4-7991-04X016	4 x 16	50
A4-7991-04X020	4 x 20	50
A4-7991-04X030	4 x 30	50

Code	mm	ORDER BY BOX
A4-7991-04X040	4 x 40	25
A4-7991-04X050	4 x 50	25
A4-7991-05X020	5 x 20	50
A4-7991-05X040	5 x 40	25
A4-7991-05X050	5 x 50	25
A4-7991-06X020	6 x 20	50

Code	mm	ORDER BY BOX
A4-7991-06X030	6 x 30	25
A4-7991-06X040	6 x 40	25
A4-7991-06X060	6 x 60	10
A4-7991-06X070	6 x 70	10
A4-7991-06X100	6 x 100	5

Hexagon nut UNI 5588 DIN 934

Code	mm	ORDER BY BOX
A4-934-03	3	200
A4-934-04	4	200
A4-934-05	5	200

Code	mm	ORDER BY BOX
A4-934-06	6	200
A4-934-08	8	100
A4-934-10	10	25

Code	mm	ORDER BY BOX
A4-934-12	12	25

Self-locking hexagon nut DIN 982

Code	mm	ORDER BY BOX
A4-982-04	4 (DIN 985 low type)	50
A4-982-05	5	25

Code	mm	ORDER BY BOX
A4-982-06	6	25
A4-982-08	8	10

Code	mm	ORDER BY BOX
A4-982-10	10	10
A4-982-12	12	5

Domed cap hexagon nut UNI 5721 DIN 1587

Code	mm	ORDER BY BOX
A4-1587-04	4	25
A4-1587-05	5	25

Code	mm	ORDER BY BOX
A4-1587-06	6	10
A4-1587-08	8	10

Code	mm	ORDER BY BOX
A4-1587-10	10	5
A4-1587-12	12	5

Washer UNI 6592 DIN 125

Code	mm	ORDER BY BOX
A4-125-03	3	200
A4-125-04	4	200
A4-125-05	5	200
A4-125-06	6	200
A4-125-08	8	100
A4-125-10	10	50
A4-125-12	12	50

Washer x 3 nominal diameter

Code	mm	ORDER BY BOX
A4-9021A-03X009	3 x 9	200
A4-9021A-04X012	4 x 12	200
A4-9021A-05X015	5 x 15	200
A4-9021A-06X018	6 x 18	100
A4-9021A-08X024	8 x 24	50
A4-9021A-10X030	10 x 30	25
A4-9021A-12X036	12 x 36	10

Serrated lock washer DIN 6798

Code	mm	ORDER BY BOX
A4-6798-04	4	200
A4-6798-05	5	200
A4-6798-06	6	200
A4-6798-08	8	200
A4-6798-10	10	100
A4-6798-12	12	50

Grower washers UNI 1751 DIN 127

Code	mm	ORDER BY BOX
A4-127-03	3	200
A4-127-04	4	200
A4-127-05	5	200
A4-127-06	6	200
A4-127-08	8	200
A4-127-10	10	100
A4-127-12	12	50

Stainless steel nuts, bolts and screws: A2 - AISI 304

Screws are sold in practical cardboard boxes.

Self tapping screw, cross head, round head, UNI 6954 DIN 7981

Code	mm	ORDER BY BOX
A2-7981-02.9X010	2.9 x 10	200
A2-7981-02.9X013	2.9 x 13	200
A2-7981-02.9X019	2.9 x 19	200
A2-7981-03.5X010	3.5 x 10	200
A2-7981-03.5X013	3.5 x 13	200
A2-7981-03.5X016	3.5 x 16	200
A2-7981-03.5X019	3.5 x 19	200
A2-7981-03.5X025	3.5 x 25	100
A2-7981-03.5X032	3.5 x 32	100
A2-7981-03.5X038	3.5 x 38	100
A2-7981-03.9X010	3.9 x 10	200
A2-7981-03.9X016	3.9 x 16	200
A2-7981-03.9X019	3.9 x 19	200
A2-7981-03.9X022	3.9 x 22	100
A2-7981-03.9X025	3.9 x 25	100
A2-7981-03.9X032	3.9 x 32	100
A2-7981-03.9X038	3.9 x 38	100
A2-7981-04.2X010	4.2 x 10	200
A2-7981-04.2X013	4.2 x 13	200
A2-7981-04.2X016	4.2 x 16	200
A2-7981-04.2X019	4.2 x 19	100
A2-7981-04.2X022	4.2 x 22	100
A2-7981-04.2X025	4.2 x 25	100
A2-7981-04.2X032	4.2 x 32	100
A2-7981-04.2X038	4.2 x 38	100
A2-7981-04.2X045	4.2 x 45	100
A2-7981-04.2X050	4.2 x 50	50
A2-7981-04.8X013	4.8 x 13	100
A2-7981-04.8X016	4.8 x 16	100
A2-7981-04.8X019	4.8 x 19	100
A2-7981-04.8X022	4.8 x 22	100
A2-7981-04.8X025	4.8 x 25	100
A2-7981-04.8X032	4.8 x 32	100
A2-7981-04.8X038	4.8 x 38	50
A2-7981-04.8X045	4.8 x 45	50
A2-7981-04.8X050	4.8 x 50	50
A2-7981-05.5X016	5.5 x 16	50
A2-7981-05.5X022	5.5 x 22	50
A2-7981-05.5X032	5.5 x 32	50
A2-7981-05.5X038	5.5 x 38	50
A2-7981-05.5X050	5.5 x 50	25
A2-7981-06.3X019	6.3 x 19	50
A2-7981-06.3X025	6.3 x 25	50
A2-7981-06.3X032	6.3 x 32	25
A2-7981-06.3X045	6.3 x 45	25
A2-7981-06.3X060	6.3 x 60	25

Self tapping screw cross head, countersunk, UNI 6955 DIN 7982

Code	mm	ORDER BY BOX
A2-7982-02.9X010	2.9 x 10	200
A2-7982-02.9X013	2.9 x 13	200
A2-7982-02.9X019	2.9 x 19	200
A2-7982-03.5X010	3.5 x 10	200
A2-7982-03.5X013	3.5 x 13	200
A2-7982-03.5X016	3.5 x 16	200
A2-7982-03.5X019	3.5 x 19	200
A2-7982-03.5X025	3.5 x 25	100
A2-7982-03.5X032	3.5 x 32	100
A2-7982-03.5X038	3.5 x 38	100
A2-7982-03.9X010	3.9 x 10	200
A2-7982-03.9X016	3.9 x 16	200
A2-7982-03.9X019	3.9 x 19	200
A2-7982-03.9X022	3.9 x 22	100
A2-7982-03.9X025	3.9 x 25	100
A2-7982-03.9X032	3.9 x 32	100

Code	mm	ORDER BY BOX
A2-7982-03.9X038	3.9 x 38	100
A2-7982-04.2X010	4.2 x 10	200
A2-7982-04.2X013	4.2 x 13	200
A2-7982-04.2X016	4.2 x 16	200
A2-7982-04.2X019	4.2 x 19	100
A2-7982-04.2X022	4.2 x 22	100
A2-7982-04.2X025	4.2 x 25	100
A2-7982-04.2X032	4.2 x 32	100
A2-7982-04.2X038	4.2 x 38	100
A2-7982-04.2X045	4.2 x 45	100
A2-7982-04.2X050	4.2 x 50	50
A2-7982-04.8X013	4.8 x 13	100
A2-7982-04.8X016	4.8 x 16	100
A2-7982-04.8X019	4.8 x 19	100
A2-7982-04.8X022	4.8 x 22	100
A2-7982-04.8X025	4.8 x 25	100

Code	mm	ORDER BY BOX
A2-7982-04.8X032	4.8 x 32	100
A2-7982-04.8X038	4.8 x 38	50
A2-7982-04.8X045	4.8 x 45	50
A2-7982-04.8X050	4.8 x 50	50
A2-7982-05.5X016	5.5 x 16	50
A2-7982-05.5X022	5.5 x 22	50
A2-7982-05.5X032	5.5 x 32	50
A2-7982-05.5X038	5.5 x 38	50
A2-7982-05.5X050	5.5 x 50	25
A2-7982-06.3X019	6.3 x 19	50
A2-7982-06.3X025	6.3 x 25	50
A2-7982-06.3X032	6.3 x 32	25
A2-7982-06.3X045	6.3 x 45	25
A2-7982-06.3X060	6.3 x 60	25

Flat countersunk Phillips-head screws for chipboard panels, wood and plastic - DIN 7505A



Code	mm	ORDER BY BOX
A2-7505A-03X015	3 x 15	100
A2-7505A-03X020	3 x 20	100
A2-7505A-03X030	3 x 30	100
A2-7505A-03.5X015	3.5 x 15	100
A2-7505A-03.5X020	3.5 x 20	100
A2-7505A-03.5X025	3.5 x 25	100
A2-7505A-03.5X030	3.5 x 30	100
A2-7505A-03.5X040	3.5 x 40	100
A2-7505A-04X015	4 x 15	100
A2-7505A-04X020	4 x 20	100
A2-7505A-04X025	4 x 25	100
A2-7505A-04X030	4 x 30	100

Code	mm	ORDER BY BOX
A2-7505A-04X035	4 x 35	100
A2-7505A-04X040	4 x 40	100
A2-7505A-04X050	4 x 50	100
A2-7505A-04.5X025	4.5 x 25	100
A2-7505A-04.5X030	4.5 x 30	100
A2-7505A-04.5X035	4.5 x 35	100
A2-7505A-04.5X040	4.5 x 40	100
A2-7505A-04.5X050	4.5 x 50	50
A2-7505A-05X025	5 x 25	100
A2-7505A-05X030	5 x 30	50
A2-7505A-05X035	5 x 35	50
A2-7505A-05X040	5 x 40	50

Code	mm	ORDER BY BOX
A2-7505A-05X050	5 x 50	50
A2-7505A-05X060	5 x 60	50
A2-7505A-05X070	5 x 70	25
A2-7505A-05X080	5 x 80	25
A2-7505A-06X025	6 x 25	50
A2-7505A-06X030	6 x 30	50
A2-7505A-06X035	6 x 35	50
A2-7505A-06X040	6 x 40	50
A2-7505A-06X050	6 x 50	50
A2-7505A-06X060	6 x 60	25
A2-7505A-06X070	6 x 70	25
A2-7505A-06X080	6 x 80	25

Cross-recessed raised countersunk head self-tapping screws - UNI 6956 DIN 7983

Code	mm	ORDER BY BOX
A2-7983-02.9X013	2.9 x 13	200
A2-7983-02.9X019	2.9 x 19	200
A2-7983-03.5X010	3.5 x 10	200
A2-7983-03.5X013	3.5 x 13	200
A2-7983-03.5X016	3.5 x 16	200
A2-7983-03.5X019	3.5 x 19	200
A2-7983-03.5X025	3.5 x 25	100
A2-7983-03.5X032	3.5 x 32	100
A2-7983-03.5X038	3.5 x 38	100
A2-7983-03.9X016	3.9 x 16	200
A2-7983-03.9X019	3.9 x 19	200
A2-7983-03.9X022	3.9 x 22	100
A2-7983-03.9X025	3.9 x 25	100
A2-7983-03.9X032	3.9 x 32	100
A2-7983-03.9X038	3.9 x 38	100
A2-7983-04.2X016	4.2 x 16	200

Code	mm	ORDER BY BOX
A2-7983-04.2X019	4.2 x 19	100
A2-7983-04.2X022	4.2 x 22	100
A2-7983-04.2X025	4.2 x 25	100
A2-7983-04.2X032	4.2 x 32	100
A2-7983-04.2X038	4.2 x 38	100
A2-7983-04.2X045	4.2 x 45	100
A2-7983-04.2X050	4.2 x 50	50
A2-7983-04.8X013	4.8 x 13	100
A2-7983-04.8X016	4.8 x 16	100
A2-7983-04.8X019	4.8 x 19	100
A2-7983-04.8X022	4.8 x 22	100
A2-7983-04.8X025	4.8 x 25	100
A2-7983-04.8X032	4.8 x 32	100
A2-7983-04.8X038	4.8 x 38	50
A2-7983-04.8X045	4.8 x 45	50
A2-7983-04.8X050	4.8 x 50	50

Code	mm	ORDER BY BOX
A2-7983-05.5X016	5.5 x 16	50
A2-7983-05.5X022	5.5 x 22	50
A2-7983-05.5X032	5.5 x 32	50
A2-7983-05.5X038	5.5 x 38	50
A2-7983-05.5X050	5.5 x 50	25
A2-7983-06.3X019	6.3 x 19	50
A2-7983-06.3X025	6.3 x 25	50
A2-7983-06.3X032	6.3 x 32	25
A2-7983-06.3X045	6.3 x 45	25
A2-7983-06.3X060	6.3 x 60	25

Hexagon head, wood screw UNI 704 DIN 571

Code	mm	ORDER BY BOX
A2-571-06X030	6 x 30	25
A2-571-06X040	6 x 40	25
A2-571-06X050	6 x 50	25
A2-571-06X060	6 x 60	25
A2-571-06X070	6 x 70	10
A2-571-08X040	8 x 40	10

Code	mm	ORDER BY BOX
A2-571-08X050	8 x 50	10
A2-571-08X060	8 x 60	10
A2-571-08X070	8 x 70	10
A2-571-08X080	8 x 80	10
A2-571-08X100	8 x 100	10
A2-571-10X050	10 x 50	10

Code	mm	ORDER BY BOX
A2-571-10X060	10 x 60	10
A2-571-10X070	10 x 70	10
A2-571-10X080	10 x 80	10
A2-571-10X100	10x1000	10

Threaded hexagon setscrew UNI 5739 DIN 933

Code	mm	ORDER BY BOX
A2-933-04X012	4 x 12	100
A2-933-04X020	4 x 20	100
A2-933-04X030	4 x 30	100
A2-933-04X040	4 x 40	50
A2-933-05X016	5 x 16	100
A2-933-05X020	5 x 20	100
A2-933-05X030	5 x 30	100
A2-933-05X040	5 x 40	50
A2-933-05X050	5 x 50	50
A2-933-06X016	6 x 16	100
A2-933-06X020	6 x 20	100
A2-933-06X025	6 x 25	100
A2-933-06X030	6 x 30	50
A2-933-06X035	6 x 35	50
A2-933-06X040	6 x 40	50

Code	mm	ORDER BY BOX
A2-933-06X045	6 x 45	50
A2-933-06X050	6 x 50	50
A2-933-06X055	6 x 55	25
A2-933-06X060	6 x 60	25
A2-933-06X065	6 x 65	25
A2-933-06X070	6 x 70	25
A2-933-06X075	6 x 75	25
A2-933-06X080	6 x 80	25
A2-933-06X100	6 x 100	10
A2-933-08X025	8 x 25	25
A2-933-08X030	8 x 30	25
A2-933-08X040	8 x 40	25
A2-933-08X050	8 x 50	25
A2-933-08X060	8 x 60	25
A2-933-08X070	8 x 70	25

Code	mm	ORDER BY BOX
A2-933-08X080	8 x 80	25
A2-933-08X100	8 x 100	10
A2-933-08X120	8 x 120	10
A2-933-10X040	10 x 40	25
A2-933-10X050	10 x 50	25
A2-933-10X060	10 x 60	25
A2-933-10X080	10 x 80	10
A2-933-10X100	10 x 100	10
A2-933-10X120	10 x 120	10
A2-933-12X045	12 x 45	25
A2-933-12X060	12 x 60	10
A2-933-12X080	12 x 80	10
A2-933-12X100	12 x 100	10
A2-933-12X120	12 x 120	5
A2-933-12X150	12 x 150 parz filet	5

Convex countersunk head machine screw cross recedded UNI 7689 DIN 966

Code	mm	ORDER BY BOX
A2-966-03X025	3 x 25	200
A2-966-04X016	4 x 16	100
A2-966-04X020	4 x 20	100
A2-966-04X030	4 x 30	100
A2-966-04X040	4 x 40	50
A2-966-05X020	5 x 20	100
A2-966-05X025	5 x 25	50
A2-966-05X030	5 x 30	50
A2-966-05X035	5 x 35	50
A2-966-05X040	5 x 40	50

Code	mm	ORDER BY BOX
A2-966-05X045	5 x 45	25
A2-966-05X050	5 x 50	25
A2-966-06X020	6 x 20	50
A2-966-06X025	6 x 25	50
A2-966-06X030	6 x 30	50
A2-966-06X035	6 x 35	50
A2-966-06X040	6 x 40	25
A2-966-06X045	6 x 45	25
A2-966-06X050	6 x 50	25
A2-966-06X060	6 x 60	25

Machine screw cross head - countersunk, UNI 7688 DIN 965

Code	mm	ORDER BY BOX
A2-965-03X012	3 x 12	200
A2-965-03X016	3 x 16	200
A2-965-03X020	3 x 20	200
A2-965-03X025	3 x 25	200
A2-965-03X030	3 x 30	100
A2-965-04X016	4 x 16	100
A2-965-04X020	4 x 20	100
A2-965-04X025	4 x 25	100
A2-965-04X030	4 x 30	100
A2-965-04X035	4 x 35	50
A2-965-04X040	4 x 40	50
A2-965-05X020	5 x 20	100

Code	mm	ORDER BY BOX
A2-965-05X025	5 x 25	50
A2-965-05X030	5 x 30	50
A2-965-05X035	5 x 35	50
A2-965-05X040	5 x 40	50
A2-965-05X045	5 x 45	25
A2-965-05X050	5 x 50	25
A2-965-06X020	6 x 20	50
A2-965-06X025	6 x 25	50
A2-965-06X030	6 x 30	50
A2-965-06X035	6 x 35	50
A2-965-06X040	6 x 40	25
A2-965-06X045	6 x 45	25

Code	mm	ORDER BY BOX
A2-965-06X050	6 x 50	25
A2-965-06X060	6 x 60	25
A2-965-08X020	8 x 20	25
A2-965-08X025	8 x 25	25
A2-965-08X030	8 x 30	25
A2-965-08X035	8 x 35	25
A2-965-08X040	8 x 40	25
A2-965-08X045	8 x 45	25
A2-965-08X050	8 x 50	25
A2-965-08X060	8 x 60	10
A2-965-08X070	8 x 70	10
A2-965-08X080	8 x 80	10

Machine screw - Large cheese head - cross head - round UNI 7687 DIN 7985

Code	mm	ORDER BY BOX
A2-7985-04X020	4 x 20	100
A2-7985-04X025	4 x 25	100
A2-7985-04X030	4 x 30	100
A2-7985-04X035	4 x 35	50
A2-7985-04X040	4 x 40	50
A2-7985-05X020	5 x 20	50
A2-7985-05X025	5 x 25	50
A2-7985-05X030	5 x 30	50
A2-7985-05X035	5 x 35	50
A2-7985-05X040	5 x 40	50

Code	mm	ORDER BY BOX
A2-7985-05X045	5 x 45	25
A2-7985-05X050	5 x 50	25
A2-7985-06X020	6 x 20	50
A2-7985-06X025	6 x 25	50
A2-7985-06X030	6 x 30	50
A2-7985-06X035	6 x 35	50
A2-7985-06X040	6 x 40	25
A2-7985-06X045	6 x 45	25
A2-7985-06X050	6 x 50	25
A2-7985-06X060	6 x 60	25

Code	mm	ORDER BY BOX
A2-7985-08X040	8 x 40	25
A2-7985-08X045	8 x 45	25
A2-7985-08X050	8 x 50	25
A2-7985-08X060	8 x 60	10
A2-7985-08X070	8 x 70	10
A2-7985-08X080	8 x 80	10

Socket head cap screw UNI 5931 DIN 912

Code	⟷ mm	ORDER BY BOX
A2-912-04X010	4 x 10	50
A2-912-04X016	4 x 16	50
A2-912-04X020	4 x 20	50
A2-912-04X030	4 x 30	50
A2-912-04X040	4 x 40	50
A2-912-05X010	5 x 10	50
A2-912-05X016	5 x 16	50
A2-912-05X020	5 x 20	50
A2-912-05X030	5 x 30	50
A2-912-05X040	5 x 40	50
A2-912-05X050	5 x 50	25
A2-912-05X060	5 x 60	25
A2-912-06X016	6 x 16	50
A2-912-06X020	6 x 20	50
A2-912-06X030	6 x 30	50
A2-912-06X040	6 x 40	50
A2-912-06X050	6 x 50	25
A2-912-06X060	6 x 60	25
A2-912-08X016	8 x 16	25
A2-912-08X020	8 x 20	25
A2-912-08X030	8 x 30	25
A2-912-08X040	8 x 40	25
A2-912-08X050	8 x 50	25
A2-912-08X060	8 x 60	25
A2-912-08X080	8 x 80	10

Hexagon nut UNI 5588 DIN 934

Code	⟷ mm	ORDER BY BOX
A2-934-03	3	200
A2-934-04	4	200
A2-934-05	5	200
A2-934-06	6	100
A2-934-08	8	100
A2-934-10	10	50
A2-934-12	12	25
A2-934-14	14	25
A2-934-16	16	25

Self-locking hexagon nut DIN 982

Code	⟷ mm	ORDER BY BOX
A2-982-04	4	50
A2-982-05	5	50
A2-982-06	6	50
A2-982-08	8	50
A2-982-10	10	25
A2-982-12	12	10
A2-982-14	14	10
A2-982-16	16	10

Domed cap hexagon nut UNI 5721 DIN 1587

Code	⟷ mm	ORDER BY BOX
A2-1587-04	Ø 4	25
A2-1587-05	Ø 5	25
A2-1587-06	Ø 6	25
A2-1587-08	Ø 8	25
A2-1587-10	Ø 10	10
A2-1587-12	Ø 12	10
A2-1587-14	Ø 14	5
A2-1587-16	Ø 16	5

Wing nut UNI 5448 DIN 315

Code	⟷ mm	ORDER BY BOX
A2-315-04	Ø 4	25
A2-315-05	Ø 5	25
A2-315-06	Ø 6	25
A2-315-08	Ø 8	10
A2-315-10	Ø 10	10
A2-315-12	Ø 12	10

Washer UNI 6592 DIN 125

Code	⟷ mm	ORDER BY BOX
A2-125-03	Ø 3	200
A2-125-04	Ø 4	200
A2-125-05	Ø 5	200
A2-125-06	Ø 6	200
A2-125-08	Ø 8	200
A2-125-10	Ø 10	100
A2-125-12	Ø 12	50
A2-125-14	Ø 14	25
A2-125-16	Ø 16	25

Washer x 3 nominal diameter

Code	⟷ mm	ORDER BY BOX
A2-9021A-03X009	Ø 3 x 9	200
A2-9021A-04X012	Ø 4 x 12	200
A2-9021A-05X015	Ø 5 x 15	200
A2-9021A-06X018	Ø 6 x 18	100
A2-9021A-08X024	Ø 8 x 24	50
A2-9021A-10X030	Ø 10x30	25
A2-9021A-12X036	Ø 12x36	25
A2-9021A-14X042	Ø 14x42	10
A2-9021A-16X048	Ø 16x48	10

Washer x 4 nominal diameter

Code	⟷ mm	ORDER BY BOX
A2-9021B-03X012	Ø3x12	100
A2-9021B-04X016	Ø4x16	100
A2-9021B-05X020	Ø5x20	50

Code	⟷ mm	ORDER BY BOX
A2-9021B-06X024	Ø6x24	50
A2-9021B-08X032	Ø8x32	25
A2-9021B-10X040	Ø10x40	25

Code	⟷ mm	ORDER BY BOX
A2-9021B-12X048	Ø12x48	10
A2-9021B-14X056	Ø14x56	10
A2-9021B-16X064	Ø16x64	5

Grower washers UNI 1751 DIN 127

Code	⟷ mm	ORDER BY BOX
A2-127-04	Ø4	200
A2-127-05	Ø5	200

Code	⟷ mm	ORDER BY BOX
A2-127-06	Ø6	200
A2-127-08	Ø8	100

Code	⟷ mm	ORDER BY BOX
A2-127-10	Ø10	50
A2-127-12	Ø12	50

Serrated lock washer DIN 6798

Code	⟷ mm	ORDER BY BOX
A2-6798-04	Ø4	200
A2-6798-05	Ø5	100

Code	⟷ mm	ORDER BY BOX
A2-6798-06	Ø6	100
A2-6798-08	Ø8	50

Code	⟷ mm	ORDER BY BOX
A2-6798-10	Ø10	50
A2-6798-12	Ø12	25

Split pin UNI 1336 DIN 94

Code	⟷ mm	ORDER BY BOX
A2-94-01.5X025	1.5x25	100
A2-94-01.5X030	1.5x30	100
A2-94-02X035	2x35	100
A2-94-02X040	2x40	100

Code	⟷ mm	ORDER BY BOX
A2-94-02.5X030	2.5x30	50
A2-94-03X050	3x50	50
A2-94-03.5X040	3.5x40	50
A2-94-04X050	4x50	25

Code	⟷ mm	ORDER BY BOX
A2-94-04.5X050	4.5x50	25
A2-94-05X060	5x60	25

Threaded rod, 1 m, DIN 975

Code	⟷ mm
37.418.05	Ø5
37.418.06	Ø6
37.418.08	Ø8

Code	⟷ mm
37.418.10	Ø10
37.418.12	Ø12
37.418.14	Ø14

Code	⟷ mm
37.418.16	Ø16

Fixing parts: pins, clamps and screw covers

Drop nose pin

Stainless steel clevis pin with with spring loaded locking mechanism

Code	size mm
37.107.01	6x15
37.107.02	6x25
37.107.03	8x20

Code	size mm
37.107.04	8x35
37.107.05	10x35
37.107.06	10x45

Code	size mm
37.107.07	10x25

◢ 37.266.xx; 37.268.xx; 37.270.xx (Type A)

◢ 37.267.xx; 37.269.xx; 37.271.xx (Type B)

Plug with locking tab

Made of **stainless steel**; with spring locking mechanism and safety tooth.

Useful length "L" mm	Ø 6 mm Type A	Ø 6 mm Type B	Ø 8 mm Type A	Ø 8 mm Type B	Ø 10 mm Type A	Ø 10 mm Type B
20	-	-	-	37.269.20	-	-
30	37.266.30	37.267.30	37.268.30	37.269.30	37.270.30	37.271.30
40	37.266.40	37.267.40	37.268.40	37.269.40	37.270.40	37.271.40
42	37.266.42	-	-	-	-	-
50	37.266.50	37.267.50	37.268.50	37.269.50	37.270.50	37.271.50
60	37.266.60	-	37.268.60	37.269.60	37.270.60	37.271.60
80	-	-	37.268.80	37.269.80	37.270.80	37.271.80
100	-	-	-	-	-	37.271.10

Suitable to fasten "Laser" vangs.

Stainless steel clevis pins

Multipurpose, **split ring not included**

Code	Ø mm	Length mm
37.106.18A	4	10
37.106.18B	4	15
37.106.18C	4	25
37.106.20A	5	10

Code	Ø mm	Length mm
37.106.20B	5	15
37.106.20C	5	20
37.106.21A	6	10
37.106.21B	6	15

Code	Ø mm	Length mm
37.106.21C	6	20
37.106.21D	6	25
37.106.22	7	15
37.106.23	8	20

Stainless steel ring

Code	size mm
37.106.01	13x0,8
37.106.02	17x1
37.106.03	18x1,2

Self-locking pin in Stainless Steel with double ball detent

Fitted with **spring balls** on one end and ring on the other end; ideal for tent forks (46.662.00; 46.662.20; 46.662.22; 46.653.20; 46.653.22) boarding ladders, boom fittings, anchor locks etc.. and wherever safety is required without having to fasten screws.

Code	Ø mm	Length mm		ORDER BY BOX
		tot.	useful	
37.264.10	6	25	12	10
37.264.15	6	38	25	10
37.264.20	6	51	38	10
37.264.25	6	64	51	10
37.264.30	6	76	64	10

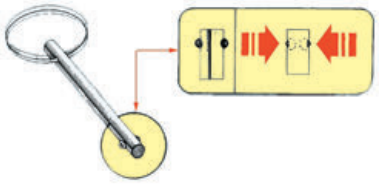

Nylon tarpaulin lacing buttons

Available in colors black or white.

Code	Type	Colour	ORDER BY BOX
37.256.10BI	With 4.5-mm hole	white	100
37.256.10NE	With 4.5-mm hole	Black	100
37.256.50BI	With ball*	white	100
37.256.50NE	With ball*	Black	100

* *Specially suited to be used with* **elastic** *cable.*

◢ 37.256.10

◢ 37.256.50

AISI 316 stainless steel lacing button for tarpaulin

AISI 316

Available in 4 different shapes.

Code	Length mm	Hole mm	Head
37.321.10	10	5	normal
37.321.13	13	5	normal
37.321.15	19	4	normal
37.321.17	12.5	4	large Ø mm 19

◢ 37.321.10

◢ 37.321.13

◢ 37.321.15

◢ 37.321.17

Adjustbale cover tensioner to be sewn

Soft plastic buckle with nylon weft to tension covers. To be used with pins 37.256.xx/37.321.xx.

Code	⟷ mm
37.319.00	180x55x25



"Shore Caps"

Under screw rims fitted with snap-on cover; head-cover attached to the base.

Colour			For screws Ø mm	ORDER BY BOX
white	Black	Teak		
37.339.01	37.339.02	37.339.03	3.5/4.2	500

"Snap Caps"

Genuine USA washers, fitted with snap-on caps; made of **UV resistant polypropylene** , stabilized, guaranteed, high-quality finish, watertight and anti-corrosive; for self-tapping into wood or metal.

Cover cap colour				For screws Ø mm	ORDER BY BOX
white	Light grey	Black	Teak		
37.340.01	37.340.04	37.340.02	37.340.03	3.5-4.2	1000
37.341.01	37.341.04	37.341.02	37.341.03	4.8-6	1000

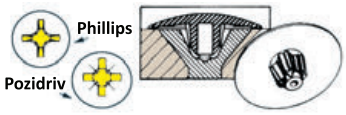

"Tap-Caps"

Genuine US white nylon caps; for Phillips self-tapping screws DIN 7982 3,5/3,9/4,2/4,8mm or machine screws DIN 965 4/5mm.

Code	Ø cover screw mm	ORDER BY BOX
37.342.00	12	1000

Under-screw washers

Hole mm	In white nylon	External Ø mm	In nylon black	External Ø mm	Made of chromed brass	External Ø mm	ORDER BY BOX
4	37.322.04BI	13	37.322.04NE	15	37.323.04	12	100
5	37.322.05BI	15	37.322.05NE	15	-	-	100

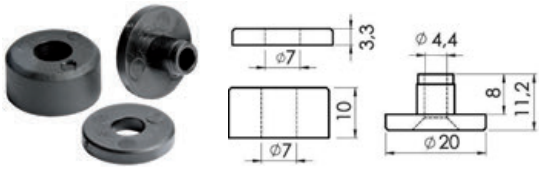

Glass stop spacers for windscreen fixing

Code	Colour	ORDER BY BOX
37.350.01	white	100
37.350.02	Black	100

OSCULATI

Special bayonet locks, suitable for mounting kits

Code	Description
37.331.00	Special bayonet holders made of **stainless steel**, designed for floor plates, fitted with one bushing to be screwed and one conical bayonet screw that locks the floor plate; universal size or floor plates size 8/15 (thickness)

Nylon clamps

To be fixed to pulpits or stanchions as hooking point for plates, straps, elastics, etc. It comes with screws.

Code	For pipes mm
37.175.81	22/25

AISI 316 mirror polished stainless steel clamps

AISI 316

Suitable as point of strength to mount accessories into pulpits or A-Frames, also hold any type of **heavy** accessories.

Code	For pipes mm	hole spacing mm
37.261.01	20/22/25	31.5
37.261.02	30/35/40	31.5

◢ 37.261.02

◢ 37.261.01

Stainless steel plate

To pair with items 37.175.81 and 37.261.01.

Code	size mm
37.260.83	44x44
37.260.84	19x51



Stainless steel hooks

Code	Type
37.251.80	"Sea Sure" grapnel type
37.290.00	canvas holder and for various uses
37.290.01	canvas holder and for various uses, curved base for pipei Ø mm 40/70

◢ 37.251.80

◢ 37.290.01

◢ 37.290.00

Stainless steel rivet, normal head

Fitted with **stainless steel** nail.

Ø mm	Length mm	Box of 1000 pcs	Box of 500 pcs	Display bag 100 pcs
4	10	**37.218.01**	-	**37.221.01**
4	12	**37.218.11**	-	**37.221.11**
4	13	-	-	**37.221.02**
4	14	**37.218.03**	-	**37.221.13**
4	16	-	**37.220.03**	**37.221.03**
4.8	10	-	**37.220.04**	**37.221.04**
4.8	12	-	**37.220.12**	**37.221.12**
4.8	13	-	**37.220.05**	-
4.8	14	-	**37.220.14**	**37.221.14**
4.8	16	-	**37.220.06**	**37.221.06**
4.8	20	-	**37.218.05**	-

◢ 37.221.xx

Gas springs for hatches, engine rooms etc.

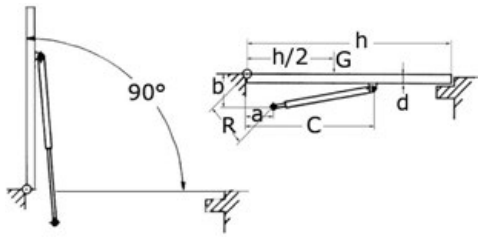

For the selection of the gas spring, it is necessary to calculate the reaction value required for the opening of the hatch, which is obtained with the formula: VR= (Gxh / 2) / R where G is the weight of the hatch in kg - h / 2 is the depth of the hatch in centimeters divided by two - R is the shortest distance in centimeters between the attachment point of the rod and the rotation center.

OSCULATI

Painted steel gas springs eye - eye

Made with chromed steel rod and epoxy-powder painted body.

Code	Open mm	Stroke mm	Reaction kg	Ø body mm	Ø stem mm
38.004.00	244	88	5	15	6
38.005.00	244	88	9	15	6
38.006.00	244	88	18	15	6
38.014.00	355	130	11	19	8
38.015.00	355	130	18	19	8
38.015.02	355	130	25	19	8
38.015.01	355	130	35	19	8
38.013.91	550	229	8	19	8
38.013.90	550	229	12	19	8
38.014.15	550	229	15	19	8
38.014.01	550	229	20	19	8
38.014.02	550	229	29	19	8
38.018.99	550	229	38	19	8
38.011.10	600	255	20	19	8
38.011.28	600	255	28	19	8
38.017.26	600	255	36	19	8
38.017.42	600	255	42	19	8
38.016.00	700	300	25	22	10
38.016.01	700	300	42	22	10
38.016.02	700	300	55	22	10
38.018.01*	850	360	50	27	10
38.018.02*	950	400	70	27	10

**Requires fixing plates: product numbers 38.012.99; 38.013.03*

Painted steel gas springs eye - ball

Made with chromed steel rod and epoxy-powder painted body. Resistant to the marine environment.

Code	Open mm	Stroke mm	Reaction kg	Ø body mm	Ø stem mm	Ø sphere mm
38.115.00	355	130	18	19	8	10
38.114.01	550	229	20	19	8	10
38.118.99	550	229	38	19	8	10
38.117.26	600	255	36	19	8	10

38.020.99 *BSP 6 mm plastic heads*

Stainless steel gas springs eye – eye

fitted with **eye terminals with hole size 8 mm**.

Code	Open mm	Stroke mm	Reaction kg	Body mm	Ø stem mm
38.009.00*	250	90	5	15	6
38.009.01*	250	90	10	15	6
38.009.03*	250	90	18	15	6
38.009.40	250	90	30	15	6
38.009.04*	355	130	12	18	8
38.009.05*	355	130	18	18	8
38.009.06*	355	130	24	18	8
38.009.07*	355	130	30	18	8
38.009.41	432	170	15	18	8
38.009.42	432	170	25	18	8
38.009.43	432	170	35	18	8
38.009.44	432	170	45	18	8
38.009.09*	500	210	14	18	8
38.009.11*	500	210	20	18	8
38.009.12*	500	210	30	18	8
38.009.15*	500	210	40	18	8
38.009.16*	500	210	50	18	8
38.009.17*	600	255	20	18	8
38.009.18*	600	255	30	18	8
38.009.19*	600	255	40	18	8
38.009.20*	600	255	50	18	8
38.009.23	700	300	25	22	10
38.009.24	700	300	35	22	10
38.009.25	700	300	45	22	10
38.009.26	700	300	55	22	10
38.009.30	700	300	65	22	10
38.009.31	700	300	85	22	10
38.009.27	900	380	45	22	10
38.009.29	900	380	60	22	10
38.009.32	900	380	75	22	10
38.009.33	900	380	90	22	10
38.009.34	700	300	100	28	14
38.009.35	700	300	150	28	14
38.009.36	950	400	100	28	14
38.009.37	950	400	150	28	14

***38.020.25** *OPTIONAL: SS head, 10-mm Ø ball*

38.009.99 *Replacement stainless steel head*



Stainless steel gas spring with ball head

Composite ball terminals.

Code	Open mm	Closed mm	Stroke mm	Reaction kg	Ø body mm	Ø stem mm	Ø required sphere diameter mm
38.020.31*	254	178	76	9	15	6	10
38.020.32*	254	178	76	14	15	6	10
38.020.35*	305	216	89	20	15	6	10
38.020.40*	380	240	140	12	18	8	10
38.020.41*	380	241	140	18	18	8	10
38.020.42*	380	241	140	26	18	8	10
38.020.43*	380	241	140	38	18	8	10
38.020.45*	500	295	205	20	18	8	10
38.020.46*	500	295	205	29	18	8	10
38.020.47*	500	295	205	38	18	8	10
38.020.48*	600	345	255	20	18	8	10
38.020.49*	600	345	255	30	18	8	10
38.020.50*	600	345	255	40	18	8	10
38.020.51	700	401	299	30	22	10	10
38.020.52	700	401	299	45	22	10	10
38.020.55**	922	536	386	60	22	10	10

***38.020.25** *OPTIONAL: SS head, 10-mm Ø ball*

***38.012.00** *OPTIONAL: SS head, 10-mm Ø ball*

****38.020.55** *Stainless Steel Heads*

38.020.99 *BSP 6 mm plastic heads*

Eye-eye stainless steel gas spring with adjustable pressure setting

Fitted with **vent valve** for **perfect setting** of the elevated standard push-in force of the spring depending on the weight of the hatch / peak. Setting is possible only when fully extended. Fitted with stainless steel end eyelets, 8-mm Ø bore, and key for the vent valve.

Code	Open mm	Stroke mm	Reaction kg	Ø body mm	Ø stem mm
38.010.00*	272	81	40	15	6
38.010.03*	377	132	70	18	8
38.010.07*	522	205	70	18	8
38.010.09*	622	255	70	18	8
38.010.11	752	315	120	23	10
38.010.14	972	415	160	28	14

**38.020.25 OPTIONAL: SS head, 10-mm Ø ball*

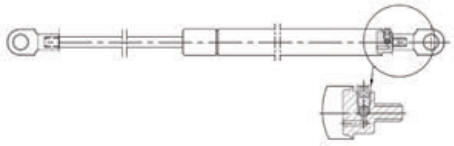



Stainless steel gas spring eye – eye ALROSE

Complete with terminal eyelets in **stainless steel with 8** mm hole. Can be combined with our plates. Equipped with **vent valves** to vary the reaction load.

Code	Open mm	Stroke mm	Reaction Weight kg*		Ø Body mm	Ø stem mm
			Size	A		
38.020.03	355	130	10	40	18	8
38.020.07	500	200	10	50	18	8
38.020.09	600	245	10	50	18	8
38.020.11	730	315	20	70	23	10
38.020.14	950	400	20	200	28	14

***State the kg required reaction.**



Safety automatic lock for gas springs

It automatically locks the spring at its maximum extension and releases it with a single movement. This safety device prevents hatches from closing unintentionally in case of rolling or pitching. AISI316 stainless steel body.
NB: 1)The addition of this lock increases the spring declared length by 25 mm.
2) In case of mounting in pairs, order extension 38.040.90.

Code	Combinable springs	Spring features		New length with block mm	OPTIONAL 25 mm extension for second spring
		Length mm	Ø body mm		
38.040.01	38.009.04/05/06/07; 38.020.03	355	18	380	**38.040.90**
38.040.03	38.020.45/46/47	500	18	525	**38.040.90**



Gas spring fixing plate and bases

OSCULATI

fork base

AISI 316

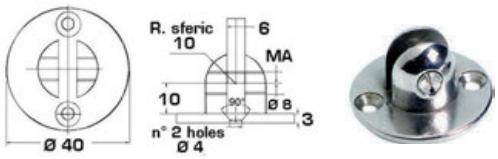

Code	For headpieces mm
38.013.66	6
38.013.68	8

Deluxe fork base

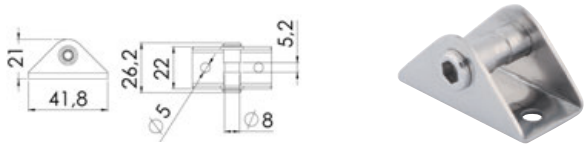

Code	For headpieces mm
38.013.27	8

Pin base

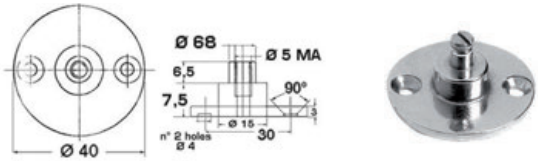

Code	For headpieces mm
38.013.56	6
38.013.58	8

Deluxe base with pin

Code	For headpieces mm
38.013.28	8

Steel ball for snap mounting of gas springs

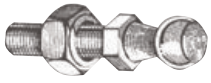

Code	Ø sphere mm
38.012.00	10

Fastening plates, flat version

Code	A mm	B mm	Type	Version
38.013.00	60	50	Standard	threaded pin 8 mm
38.013.40	60	50	Standard	ball Ø 10 mm
38.012.99	60	50	Standard	threaded pin 8 mm, length 23 mm, **only** for gas springs 38.018.01; 38.018.02
38.013.20	45	35	compact	threaded pin 8 mm
38.013.21	45	35	compact	ball Ø 10 mm

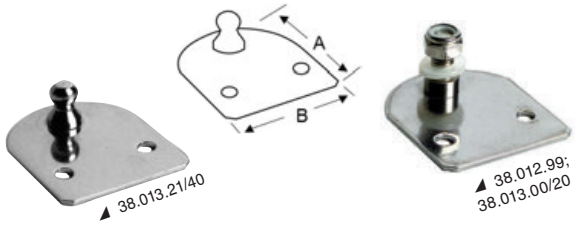

Flat fastening plates, 90° version

Code	A mm	B mm	C mm	Size	Version
38.013.01	30	50	30	Standard	**External** 8-mm threaded pin
38.013.02	30	50	30	Standard	**Internal** 8-mm threaded pin
38.013.41	30	50	30	Standard	**External** 10-mm Ø ball
38.013.42	30	50	30	Standard	**Internal** 10-mm Ø ball
38.013.03	30	50	30	Standard	**External** 8-mm threaded pin, 23-mm long, for 38.018.01/02
38.013.23	25	35	25	compact	**External** 8-mm threaded pin
38.013.25	25	35	25	compact	**Internal** 8-mm threaded pin
38.013.24	25	35	25	compact	**External** 10-mm Ø ball
38.013.26	25	35	25	compact	**Internal** 10-mm Ø ball



Cantilever fixing plate

Code	A mm	B mm	C mm	Version
38.013.10	55	48	10 (overhang)	8-mm Ø threaded pin
38.013.11	55	48	10 (overhang)	ball Ø 10 mm

Fastening plates, angle emossed version

Code	Type	Version
38.013.16	Left	threaded pin 8 mm
38.013.17	Right	threaded pin 8 mm

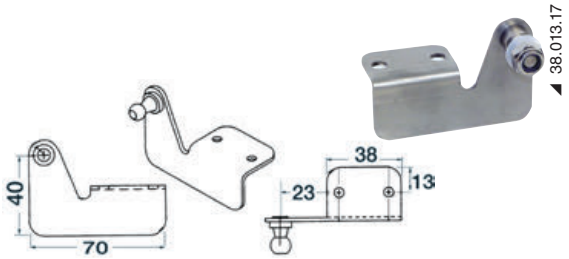

Electric actuators

38.376.01/02

38.376.06

LENCO linear powered stay

Linear stay thrust: 225 kg.
60-cm cable with Deutsch plug.
Extension cables available (51.259.xx).
Stainless steel quick release plug.
It can work in pairs (use switch 38.376.02).
100% rustproof parts.
Friction system to prevent end-of-stroke burning (extended and retracted).
Current draw: 10A (12V), 5A (24V).

Code	Lenco Code	Model	V	Total closed length (bracket-bracket) mm	Stroke mm	Total length open mm
38.374.64	20764-001	HL-800S	12	508	204	712
38.374.66	20766-001	HL-800	12	610	204	813
38.374.68	20768-001	HL-1200S	12	610	305	915
38.374.70*	20770-001	HL-1200	12	737	305	1042
38.374.74*	20774-001	HL-1600S	12	737	407	1143
38.374.76	20776-001	HL-1600	12	839	407	1245
38.374.78	20778-001	HL-2000S	12	839	508	1347
38.374.80	20780-001	HL-2000	12	940	508	1448
38.374.82	20782-001	HL-2400S	12	940	610	1550
38.374.84*	20784-001	HL-2400	12	1042	610	1651
38.374.86*	20786-001	HL-2600	12	1194	661	1855
38.375.65	20765-001	HL-800S/24V	24	508	204	712
38.375.69	20769-001	HL-1200S/24V	24	610	305	915
38.375.79*	20779-001	HL-2000S/24V	24	839	508	1347
38.375.83	20783-001	HL-2400S/24V	24	940	610	1550
38.375.87	20787-001	HL-2600S/24V	24	1194	661	1855

**Only available on order.*

38.376.01 *Switch for single jacks.*
38.376.02 *Switch to operate* **two** *actuators at the same time*

38.376.06 *OPTIONAL Bracket for emergency opening in case of current failure. The housing can be lifted by 12.7 cm and the lock plug can be pulled out.*

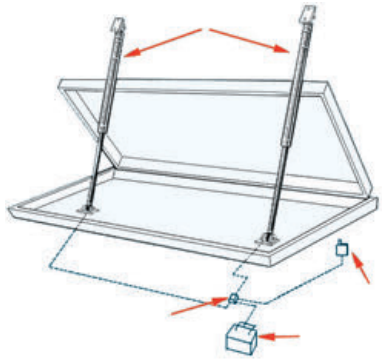

Powered stay for hatches type AV, designed for heavy loads

Body Ø 48 mm, maximum thrust for a single actuator: 120 kg; manual emergency opening, electronic system, if mounted in **pairs** or a **higher number** it balances the engine cycles to provide a synchronous lift, speed 17 mm/sec. **Aluminium** body and stainless steel telescopic stem, water resistant IP65; total or partial hatch opening in all desired positions.

Code	Single type	Double Type	Stroke mm	Thrust kg	Closed mm	V	Ampere absorption
38.370.12	x	-	300	120	677	12	10
38.370.13	x	-	300	120	677	24	5
38.370.14	x	-	450	120	827	12	10
38.370.15	x	-	600	120	977	12	10
38.370.21	x	-	450	120	827	24	5
38.370.16	x	-	600	120	977	24	5
38.370.17	-	x	450	240	827	12	20
38.370.18	-	x	600	240	977	12	20
38.370.19	-	x	450	240	827	24	10
38.370.20	-	x	600	240	977	24	10

38.370.10/11 *OPTIONAL relay box*

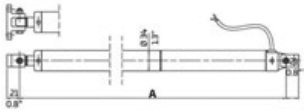

Powered stay for hatches type model Ulysses designed for light loads

Electrical linear single mounting stay, 34-mm Ø body, 65-kg maximum thrust, absorption 2 A at 12 V, speed 4 mm/sec at 12 V, 6 mm/sec at 24 V. Fitted with **aluminium** body and stainless steel telescopic stem, water resistant IP65. Total or partial hatch opening in all desired positions. They cannot be mounted in pairs.

Code	Stroke mm	Thrust kg	Closed mm	V
38.370.40	180	65	515	12
38.370.41	180	65	515	24
38.370.43	300	65	635	12
38.370.44	300	65	635	24

Relay boxes enable cycle inversion and synchronization

Code	Version
38.370.10	12 V (RB 12)
38.370.11	24 V (RB 24)

For switches with "O" in the middle and spring return, see the various models available on group 14 of this catalogue.

Lever latches

Anti-vibration peak latch

With eccentric lever lock, made of **elastic thermorubber**, fitted with mounting plate and **stainless steel** hook.

Code	Colour	⟷ mm					
		A	B	C	D	E	F
38.200.00	white	96/106	31	29	22	118	129
38.200.01	Black	96/106	31	29	22	118	129

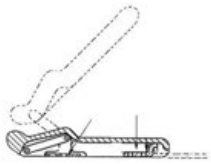

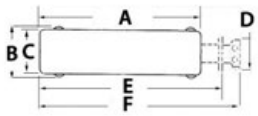

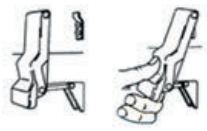

OSCULATI

Locker anti-vibrating lock with stainless steel cover

With eccentric lever lock. Made of elastic thermo-rubber with mirror-polished stainless steel front. 6-mm spring travel.

Code	⟷ mm				Lockhole Eyelet
	A	B	C	D	
38.200.10	95	19	30	12	no
38.200.11	95	19	30	12	Yes

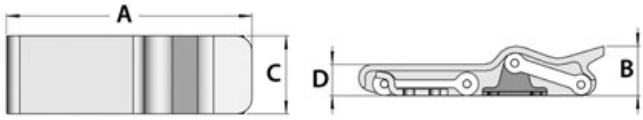

Locker latch

Made of technopolymer with padlock holder. Opening/closing fit with antivibration hidden snap spring.

Code	⟷ mm		
	A	B	C
38.208.50	111	40	17.5

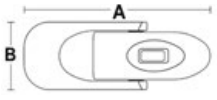

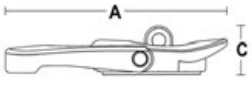

Stainless steel toggle fastener suitable for trunks and hatches

3.2-mm Ø fastening bores.

Code	Version	Length mm	Max pull kg	Max load kg
38.203.00	Standard	102	150	55
38.203.01	With padlock holder	102	150	55

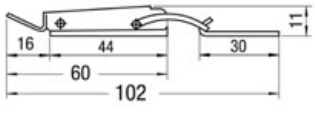

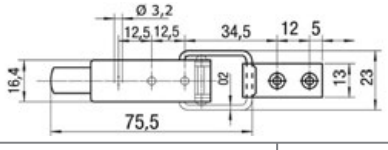

Stainless steel toggle fastener lockable

Code	Length mm	Max pull kg	Max load kg
38.206.01	113	250	100

Locking with adjustable stainless steel lever

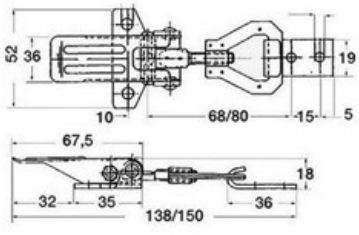

High strength model.

Code	Max load kg	Max Load Tension kg
38.210.00	110	250

Adjustable faired lever latch

Made of stainless steel. Fitted with padlock ring.

Code	External fairing	Adjustable part	Overhang
38.241.00	70x25 mm	60x70 mm	18 mm

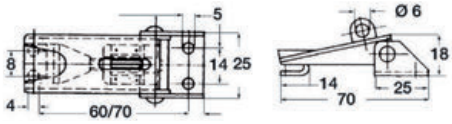



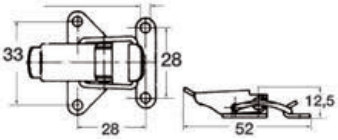

Stainless steel toggle fastener suitable for trunks and hatches

Code	Length mm	Max pull kg	Max load kg
38.204.00	52	150	100

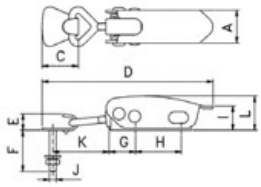

Elastic level lock

Made of polished stainless steel is equipped with padlock holder and has a internal compensating spring avoid all vibrations

Code	Length mm	A mm	C mm	D mm	E mm	F mm	G mm	H mm	I mm	J mm	K mm	L mm
38.207.01	106	20	22	104	10	25	16	28	15	M4	34	21



Peak toggle fastener fitted with padlock eye

Adjustable up to 12 mm, made of **mirror polished stainless steel**.

Code	Length mm	Width mm	Stroke mm
38.209.00	110 (total)	30	12

OSCULATI

Toggle fastener SLIM series

AISI 316

Fitted with padlock eye; adjustable length; made of mirror polished AISI 316 stainless steel.

Code	Totallengthmm	Width mm	Overhang mm	Adjustable stroke
38.208.01	82	20	18.8	4.5
38.208.02	115	30	16.5	13

OSCULATI

RIVIERA lever latch

AISI 316

Code **38.212.00**

Made of polished stainless steel. Ready for locking with a padlock.

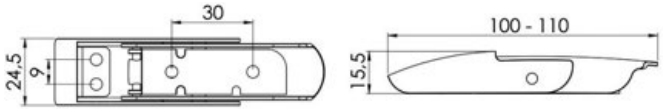

OSCULATI

New Stainless steel toggle fastener suitable for trunks and hatches

FULLY FLUSH OPEN AND CLOSE

Mirror-polished AISI 316 stainless steel lever closure, designed to fit various applications and ensure the closure of any hatch.
The locking pin with eccentric hole can be rotated to achieve the desired closing tension.
Once installed, the device has a flush design with ergonomic handle for easier use.
When open, the closing hook rotates at 180° and doesn't exceed the handle overall dimensions thus preventing to be hit by mistake.
It includes a PVC template for easier installation.

Code	⟷ mm			Screw size
	A	B	C	
38.213.00	80	26	13	M4
38.213.01	100	32	16	M5

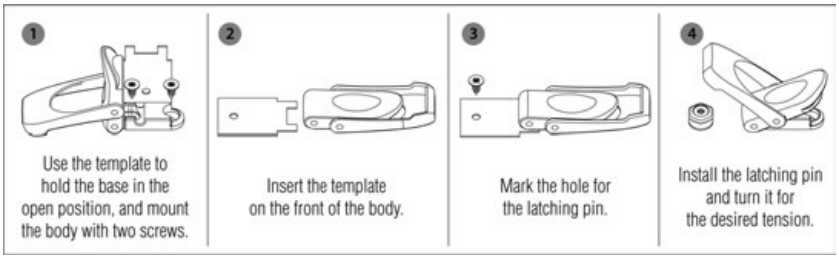

Adjustable stainless steel toggle fastener with padlock ring

Code	Length from mm	Connection mm	Padlock ring
38.904.10	from 75 to 90	18	Yes
38.904.12	from 100 to 125	25	no
38.904.11	from 123 to 137	29	Yes

◢ 38.904.10

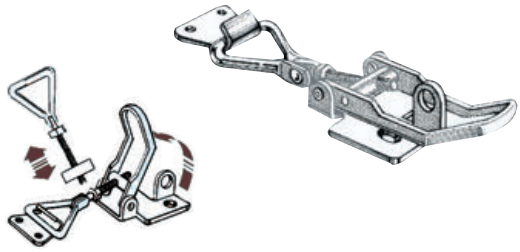

Lock for hoods and hatches, 90° hook type, lightweight and sturdy

Locking for trunks, hatches, portholes, 90° coupling, light weight and sturdy.

Code	Material	⟷ mm
38.107.70	Chromed brass	82x36x22

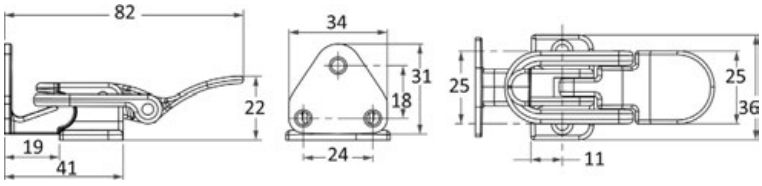

Lever latch with screw-covering hinge

Made of **chromed brass**, fitted with padlock holder, safety system with screws protected by the hinge.

Code	⟷ mm
38.195.00	82x30



Lever closures

Locker latch with padlock ring

Code	Material	A mm	B mm	C mm	L mm
38.107.30	Chromed brass	50	50	42	110
38.107.31	**AISI 316 stainless steel**	48	48	42	110
38.107.32	**AISI 316 stainless steel**	37	38	30	75

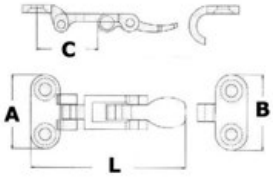

AISI316 lever fastener

AISI 316 Suitable for lockers. With eye for padlock

Code	Material
38.107.34	AISI316 stainless steel

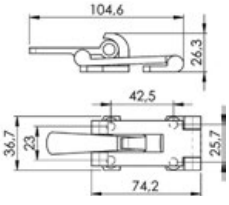



Hidden vertical lock

Ideal to lock and lift benches and outside kitchen furniture.

Code	Pin	Plastic handle
38.109.00	Stainless steel	Black
38.109.01	Stainless steel	white

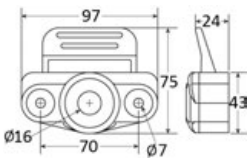

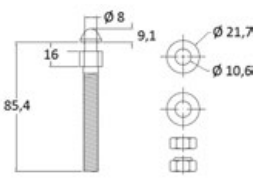

OSCULATI



New Pearl stainless steel lever latch

AISI 316 | MADE IN ITALY | PATENT PENDING

The operating mechanism is enclosed within the main casing, thus presenting an impeccable **aesthetic** result. Features an intermediate elastic system that allows for a consistently usable and pleasant trigger tension, capable of compensating for any variations that may occur during work. It is entirely made of stainless steel **AISI 316**, mirror-polished finish on the outside and a bright finish on the inside.
For the latch fastening, what follows is required:
- 2 M4 countersunk screws for the base plate,
- 2 M5 rounded head screws for the hooking tooth.

Code	A mm	B mm	C mm	D mm
38.202.00	106	38	20	3

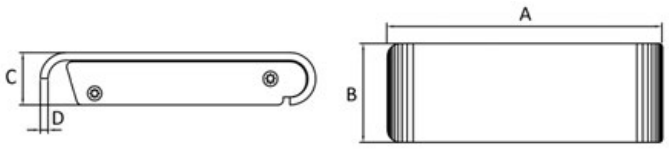

southco®

New Closure with flexible T-handle

Adapts to alignment irregularities and features a non-conductive, UV-resistant handle that cushions vibrations and ensures a secure, silent closure. Features a nylon retaining washer.

Code	Material	Finish	Colour	Thread size
38.201.00	rubber	Natural	Black	M5 x 0,8

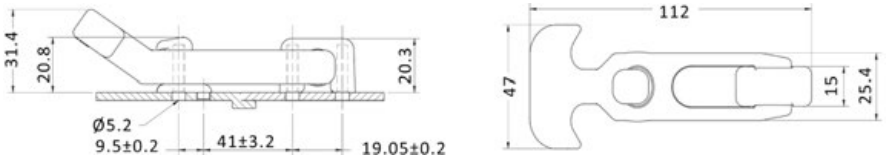

Hatch stays and brackets for lockers

Telescopic hatch adjuster, heavy duty

Code	Material	Range mm
38.191.40	Chromed brass	320/500
38.191.41	Chromed brass	360/640

Telescopic hatch adjuster

Code	Description	Range mm
38.191.50	Made of **chromed brass**. Very sturdy.	205/305

Extra-sturdy spring hatch stay

Made of **stainless steel**, fitted with spring **hatch** opening system, **supports heavy loads**, suitable for hatches and bilge peaks.

Code	Length mm	Ø Spring mm	INCLUDED
38.421.67	350	22	2 fixing plates size 47x47 mm

Telescopic hatch stay

Made of **mirror polished stainless steel, telescopic version** with locking on each position by rotation the conical point.

Code	adjustable mm
38.281.00	250/425
38.282.00	300/525

Spring hatch stay

Made of **stainless steel**, fitted with hatch opening spring, includes fork U-bolt and L shape plate. **Equipped with safety stainless steel cable to prevent the springs from stretching**.

Code	Terminal (1)	Terminal (2)	Length mm	Ø Spring mm	L mm	M mm	N mm	O mm	P mm
38.421.65	A	D	220	10.6	235	40	30	4.2	18
38.421.47	A	D	470	10.6	425	40	30	4.2	18
38.421.66	B	D	260	14	275	45	35	4.7	23
38.421.64	C	D	220	10.6	235	17	30	4.2	27
38.421.68	C	D	260	14.2	275	24	36	5.1	42



◢ 38.421.68

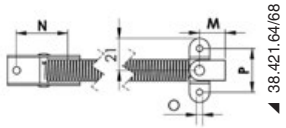

◢ 38.421.64/68

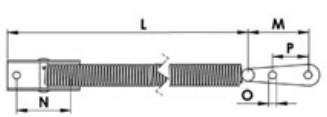

◢ 38.421.65/47/66

Mini gas spring

Made of **stainless steel**, designed to lift small hatches or kitchen furniture.

Code	Open measure mm	Stroke mm	Thrust kg
38.008.00	144	38	5

Telescopic hatch stay

Suitable for **nylon** portholes and hatches, fitted with **stainless steel** sliding rod; this special sliding system ensures an extraordinary locking and a remarkable travel at the same time.

Code	Stroke mm
38.191.60	220/480

Ready to be used with plates 38.013.00; 38.013.01 included on the drawing..

38.013.01 *OPTIONAL Plates* **sold separately**.

38.013.00 *OPTIONAL Plates* **sold separately**.

Soft Down Stay - upward window stay

Once the hatch is raised, the bracket keeps it under position, when is closed the bracket dampens the descending until the door is completely closed; colour: white, includes mounting plate, torsional moment calculation: **bracket**: door length (cm) x 1/2 x door weight (kg).

Code	For cabinet doors	Mounting plate
48.610.00	90° opening	Included

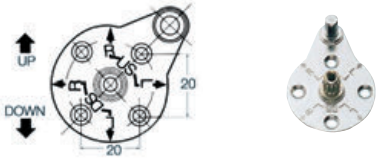

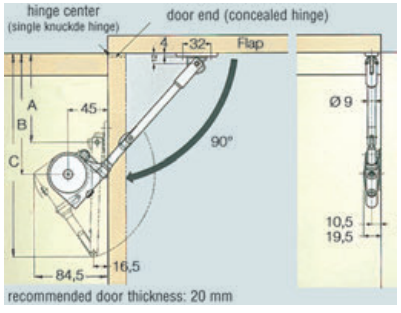

SUGATSUNE Soft Down Stay for opening downwards

Version with stopper. For doors **opening downwards**.
Soft-opening door (right or left opening).
The door has a **stopper** for **closed** position.
Torque calculation. Arm: length of door (cm) x 1/2 x weight of door (kg).

Code	Colour	Torque
38.611.01	Black	0.49 - 1.18 N•m (5 - 12 kgf•cm)
38.611.02	white	0.49 - 1.18 N•m (5 - 12 kgf•cm)
38.611.03	Black	1.62 - 3.68 N•m (16.5 - 37.6 kgf•cm)
38.611.04	white	1.62 - 3.68 N•m (16.5 - 37.6 kgf•cm)

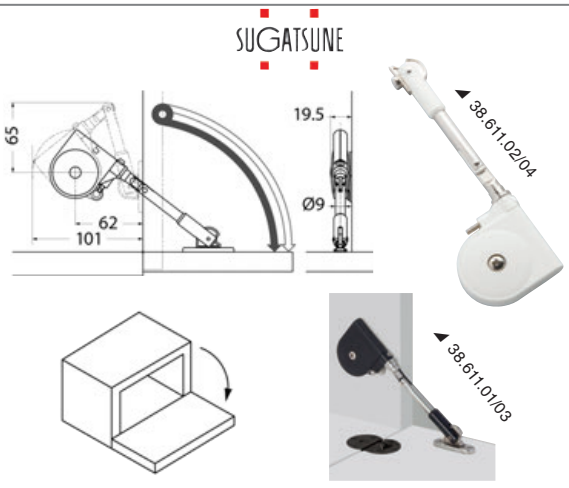

New Hinge with integrated damper

Hinge with integrated damper to prevent lid closure
For doors opening upwards.
Side-mount type. Sold in pairs (DX+SX).
Includes countersunk self-tapping screws 4x20mm.

Code	Colour	Torque
38.613.01	Black	3.4 - 5 N•m (34.7 - 51 kgf•cm)

Self-supporting hinge



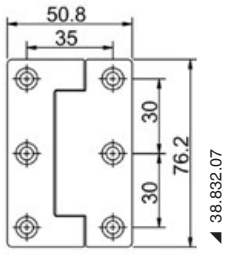

AISI 316

FRICTION HINGE

Made of precision-cast AISI 316 stainless steel.
Constant torque 30 **kg·cm** ± 15% guaranteed for 20,000 cycles.
The torque is expressed in **kg·cm,**, meaning that departing from the hinge rotation axis, the effort decreases.
Torque calculation: hatch depth (cm) x 1/2 hatch weight (kg).
Example: 2x 30-kg hinges perfectly hold a hatch 2-kg heavy and 40 cm deep.

Code		⟷ mm	Model	Torque kg·cm +-15%	Thickness mm
38.832.01		76x38	Protruding knot	30	3
38.832.05	New	67x38	Protruding knot	30	3
38.832.07	New	51x76	Protruding knot	40	3

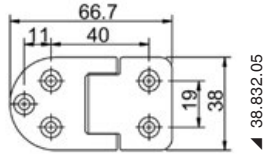

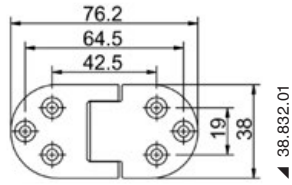

Self-adjusting friction hinge

FRICTION HINGE

Constant torque 55 kg/cm ± 15%
Example: 2 hinges can hold a heavy hatch weighing 3.8 kg and 40 cm deep.
Constructed from stainless steel AISi 316.

Code	⟷ mm	Thickness mm	Ø pin mm	Model
38.839.00	100x65	3	6	Protruding knot
38.839.01	100x65	3	6	reversed pin

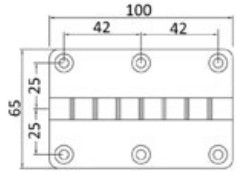

Hinges by the metre

Hinges - 2-m bars

Made of mirror polished stainless steel.

Code	Width mm	Thick-ness mm	Bore Ø mm	Drilling pitch mm	Centre distance mm	Type	Material
38.999.01	30	0.8	3.3	60	16	With bores	AISI 304
38.999.02	40	1.5	4.3	90	23	With bores	AISI 304
38.999.03	50	1.5	4.3	90	28	With bores	AISI 304
38.998.01	30	1	3.3	60	16	With bores and countersunk	AISI 304
38.998.02	40	1.5	4.3	90	23	With bores and countersunk	AISI 304
38.998.05	30	1.5	3.5	50	19	With bores and countersunk	AISI 316

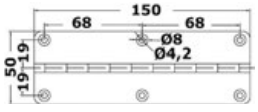

Short piano hinge

It can be used as single or multiple to replace the piano hinge.

Code	⟷ mm	Ø Thickness mm
38.997.01	50x150	1.5

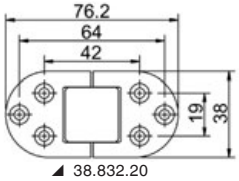

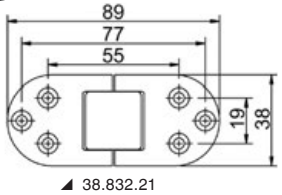

New ## Self-supporting double pin hinges

Self-supporting double pin hinges suitable for 180° folding doors.
For use with standard double pin hinges (not self-supporting).
The choice of the proper hinge depends on the weight of the foldable door:
If 2 self-supporting hinges generate a too high load, only one is used plus a non-self-supporting hinge.

Code	⟷ mm	Torque Kg/cm +-15%	Thickness mm	Frictionless matching hinge
38.832.20	76x38	30	3	38.842.20
38.832.21	89x38	30	3	38.842.21

Hinges 0.8 mm thickness

0.8-mm hinges

Made of **polished stainless steel**, designed for hatches, small peaks.

Code	⟷ AxB mm
38.600.25	25x30
38.600.30	30x30
38.600.40	40x40

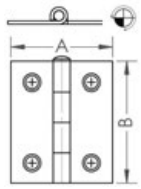



Hinges 1.2 mm thickness

1.2-mm hinges

Made of pressed mirror polished **stainless steel**.

Code	⟷ mm
38.823.10	60x32
38.823.11	103x32 (asimetric)
38.823.12	145x32

◢ 38.823.11

◢ 38.823.10

◢ 38.823.12

Hinges 1,3 mm thickness

1.3-mm hinges

rectangular hinges made of mirror polished **stainless steel**

Code	⟷ AxB mm
38.467.80	38x33
38.467.81	51x38
38.467.83	51x51
38.467.85	75x75

Code	⟷ AxB mm
38.822.01	60x30
38.822.02	60x40
38.822.03	75x40
38.822.04	75x50

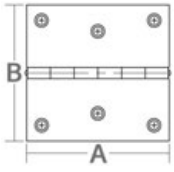

◢ 38.467.81

◢ 38.467.80


◢ 38.822.02


◢ 38.822.01

◢ 38.822.04

◢ 38.822.03

◢ 38.467.85

◢ 38.467.83

Hinges 1.5 mm thickness

1.5-mm hinges

AISI 316

◢ 38.829.00

◢ 38.829.02

Pressed polished AISI 316 stainless steel hinges, with relief flaring, screw holes 5 mm.

Code	⟷ mm
38.829.02	44x46
38.829.00	68x46

1.5-mm hinges

AISI 316


◢ 38.829.03

◢ 38.829.04

Pressed polished **AISI 316 stainless steel** hinges, with relief flaring.

Code	⟷ mm
38.829.03	73x46
38.829.04	102x46

Hinges 2 mm thickness

◢ 38.440.17

◢ 38.440.07

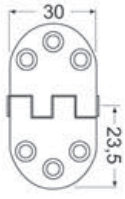

Made of stainless steel. Flush- or external-mount version.

Code	⟷ mm	Model
38.440.17	47x30	Protruding knot
38.440.07	47x30	reversed pin

Hinges 1.7 mm thickness



1.7-mm hinges

Made of **stainless steel without screws**, thickness of 1.7 mm, fitted with female bushing, threaded 4MA, welded under the hinge at the same position of the passing holes.

Code	⟷ mm	Shape	N° bushings
38.821.01	51x38	Rectangular	4
38.821.02	51x45	Rectangular	4
38.821.05	51x38	Trapezoidal	6

1.7-mm hinges

Low-cost version, made of **stainless steel**, electrolytically polished finish.

Code	⟷ mm
38.491.30	51,5x38
38.491.00	70x38

1.7-mm hinges

Made of modelled **mirror polished stainless steel**, thickness of 1.7 mm.

Code	⟷ mm
38.467.90	101x27
38.467.89	101x38

Hinges 2 mm thickness

OSCULATI

Hinges 2 mm thickness

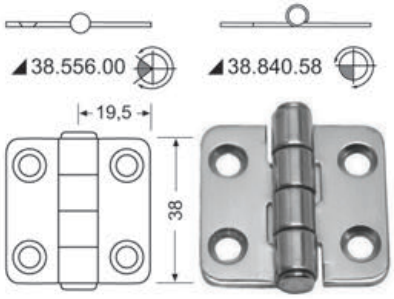

Made of mirror polished stainless steel. Vibration damping by means of a braked central axle.

Code	⟷ mm	Model
38.840.58	38x39	Protruding knot
38.556.00	38x39	Semi-recessed

Hinges 2 mm thickness

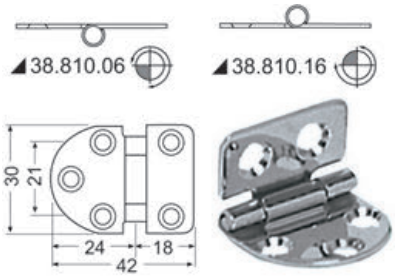

Made of mirror polished stainless steel. Vibration damping by means of a braked central axle.

Code	⟷ mm	Model
38.810.16	42x30	Protruding knot
38.810.06	42x30	reversed pin

Hinges 2 mm thickness

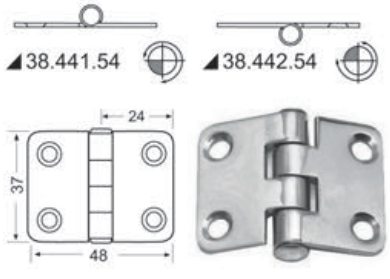

Made of mirror polished stainless steel. Vibration damping by means of a braked central axle.

Code	⟷ mm	Model
38.441.54	48x37	Protruding knot
38.442.54	48x37	reversed pin

Hinges 2 mm thickness

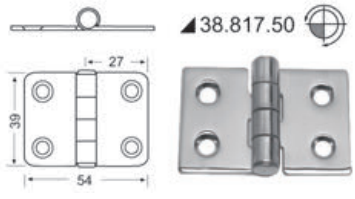

Made of mirror polished stainless steel. Vibration damping by means of a braked central axle.

Code	⟷ mm	Model
38.817.50	54x39	Protruding knot

Hinges 2 mm thickness

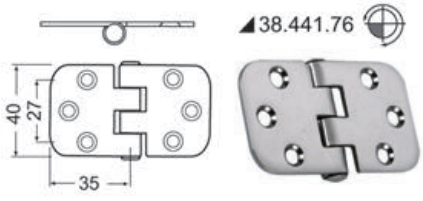

Made of mirror polished stainless steel. Vibration damping by means of a braked central axle.

Code	⟷ mm	Model
38.441.76	70x39	reversed pin

Hinges 2 mm thickness

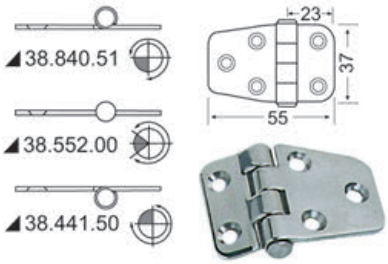

Made of mirror polished stainless steel. Vibration damping by means of a braked central axle.

Code	⟷ mm	Model
38.840.51	55x37	Protruding knot
38.441.50	55x37	reversed pin
38.552.00	55x37	Semi-recessed

Hinges 2 mm thickness

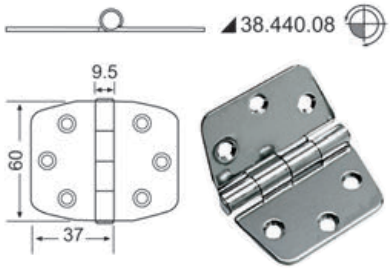

Made of mirror polished stainless steel. Vibration damping by means of a braked central axle.

Code	⟷ mm	Model
38.440.08	74x60	Protruding knot

Hinges 2 mm thickness

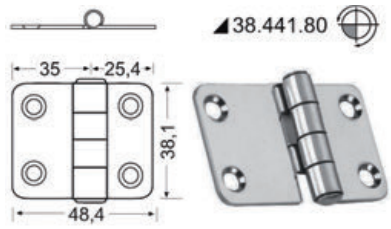

Made of mirror polished stainless steel. Vibration damping by means of a braked central axle.

Code	⟷ mm	Model
38.441.80	60,4x38,1	Protruding knot

Hinges 2 mm thickness

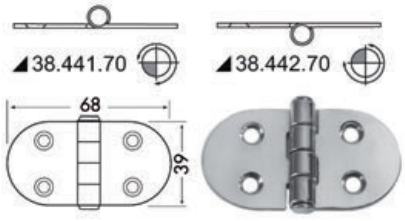

Made of mirror polished stainless steel. Vibration damping by means of a braked central axle.

Code	⟷ mm	Model
38.441.70	68x39	Protruding knot
38.442.70	68x39	reversed pin

Hinges 2 mm thickness

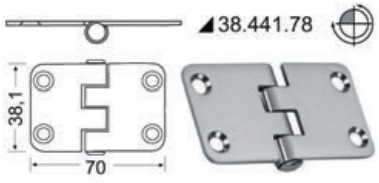

Made of mirror polished stainless steel. Vibration damping by means of a braked central axle.

Code	⟷ mm	Model
38.441.78	70x38,1	reversed pin

Hinges 2 mm thickness

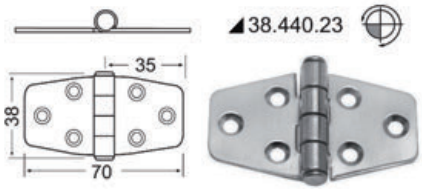

Made of mirror polished stainless steel. Vibration damping by means of a braked central axle.

Code	⟷ mm	Model
38.440.23	68x42	Protruding knot

Hinges 2 mm thickness

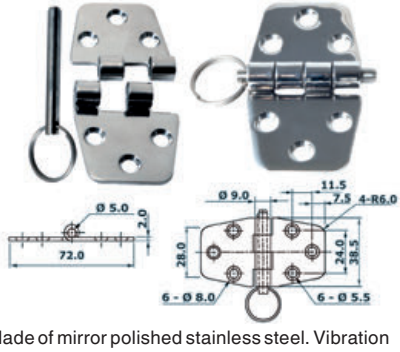

Made of mirror polished stainless steel. Vibration damping by means of a braked central axle.

Code	⟷ mm	Model
38.441.51	72x38,5	Protruding knot

Hinges 2 mm thickness

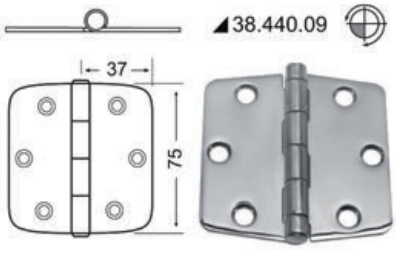

Made of mirror polished stainless steel. Vibration damping by means of a braked central axle.

Code	⟷ mm	Model
38.440.09	74x75	Protruding knot

Hinges 2 mm thickness

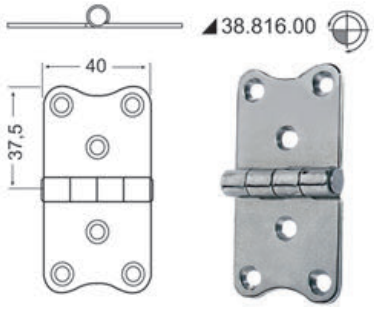

Made of mirror polished stainless steel. Vibration damping by means of a braked central axle.

Code	⟷ mm	Model
38.816.00	75x40	Protruding knot

Hinges 2 mm thickness

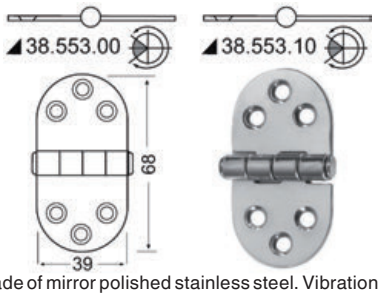

Made of mirror polished stainless steel. Vibration damping by means of a braked central axle.

Code	⟷ mm	Model
38.553.00	68x39	Semi-recessed
38.553.10	76x38	Semi-recessed

Hinges 2 mm thickness

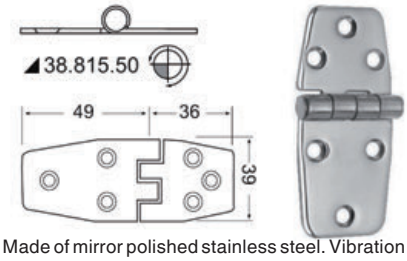

Made of mirror polished stainless steel. Vibration damping by means of a braked central axle.

Code	⟷ mm	Model
38.815.50	85x39	Protruding knot

Hinges 2 mm thickness

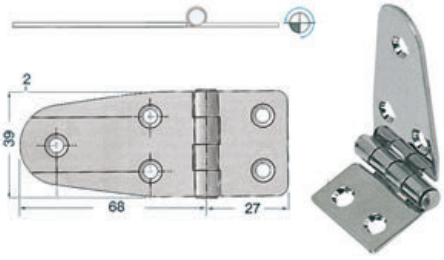

Made of mirror polished stainless steel. Vibration damping by means of a braked central axle.

Code	⟷ mm	Model
38.217.40	95x39	Protruding knot

Hinges 2 mm thickness

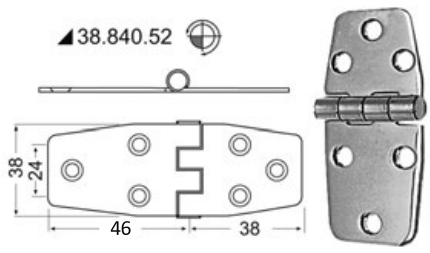

Made of mirror polished stainless steel. Vibration damping by means of a braked central axle.

Code	⟷ mm	Model
38.840.52	84x38	Protruding knot

Hinges 2 mm thickness

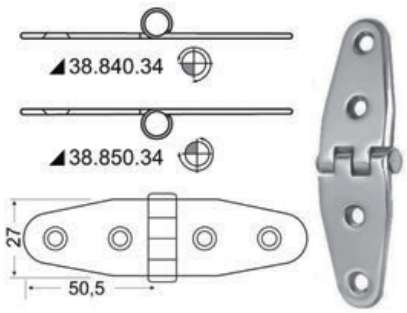

Made of mirror polished stainless steel. Vibration damping by means of a braked central axle.

Code	⟷ mm	Model
38.840.34	101x27	Protruding knot
38.850.34	101x27	reversed pin

Hinges 2 mm thickness

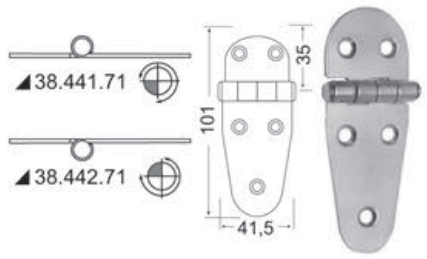

Made of mirror polished stainless steel. Vibration damping by means of a braked central axle.

Code	⟷ mm	Model
38.441.71	101x41,5	Protruding knot
38.442.71	101x41,5	reversed pin

Hinges 2 mm thickness

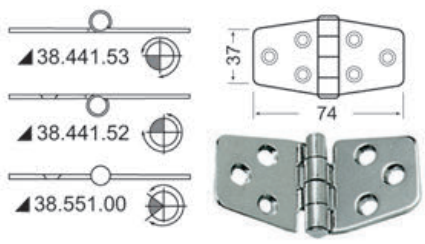

Made of mirror polished stainless steel. Vibration damping by means of a braked central axle.

Code	⟷ mm	Model
38.441.53	74x37	Protruding knot
38.441.52	74x37	reversed pin
38.551.00	74x37	Semi-recessed

Hinges 2 mm thickness

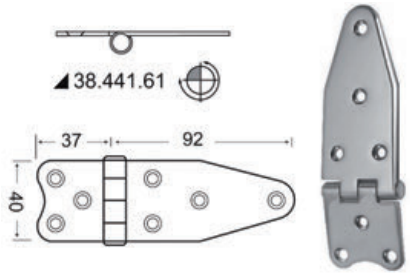

Made of mirror polished stainless steel. Vibration damping by means of a braked central axle.

Code	⟷ mm	Model
38.441.61	129x40	reversed pin

Hinges 2 mm thickness

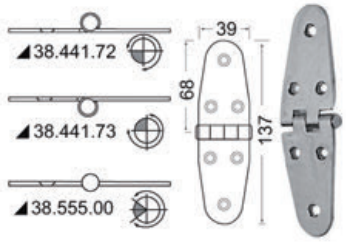

Made of mirror polished stainless steel. Vibration damping by means of a braked central axle.

Code	⟷ mm	Model
38.441.72	137x39	Protruding knot
38.441.73	137x39	reversed pin
38.555.00	137x39	Semi-recessed

Hinges 2 mm thickness

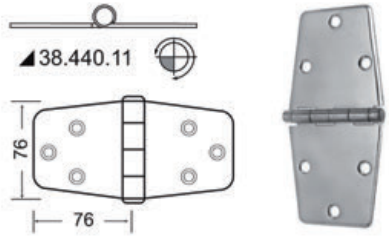

Made of mirror polished stainless steel. Vibration damping by means of a braked central axle.

Code	⟷ mm	Model
38.440.11	152x76	Protruding knot

Hinges 2 mm thickness

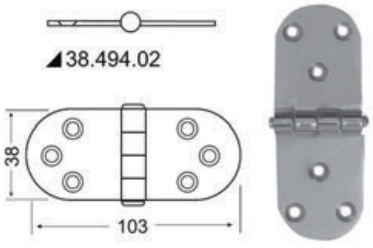

Made of mirror polished stainless steel. Vibration damping by means of a braked central axle.

Code	⟷ mm	Model
38.494.02	103x38	standard pin

Hinges 2 mm thickness

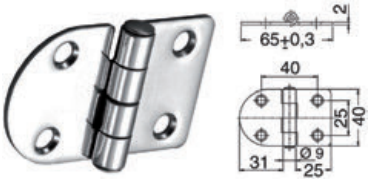

Made of mirror polished stainless steel. Vibration damping by means of a braked central axle.

Code	⟷ mm	Model
38.441.69	65x40	standard pin

Hinges with studs

Made of mirror polished stainless steel, with hidden mounting system using 4-mm welded studs. Vibration damping by means of a braked central axle.

Code	⟷ mm	Model	Length of studs mm
38.441.68	68.5x38.5	Protruding knot	15 - 30
38.442.68	68.5x38.5	reversed pin	15 - 30

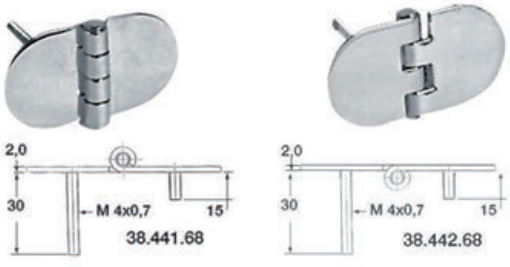

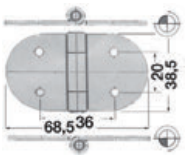

Hinges 2 mm thickness

Semi-embedded polished stainless steel hinge. Fitted with central oval bores to provide perfect centering. Designed for peak hinges. Vibration damping by means of a braked central axle.



Code	⟷ mm	Model
38.814.03	80x50	Protruding knot

AISI316 mirror polished stainless steel cover for hinges

Made of mirror polished stainless steel. Self-adhesive fastening, vibration damping by means of a braked central axle.

Code	Masking reference	For hinge
38.441.10	1 pc for 1/2 hinge	**38.441.70; 38.553.00**
38.840.10	1 pc for 1/2 hinge	**38.840.58; 38.556.00**
38.551.10	1 pc for 1/2 hinge	**38.441.53; 38.551.00**
38.840.41	1 pair per hinge	**38.840.51; 38.552.00**
38.840.42	1 pair per hinge	**38.440.09**

◢ 38.840.10

◢ 38.551.10

◢ 38.441.10

◢ 38.441.10

◢ 38.840.41

◢ 38.840.42

Oval hinges

Oval hinges

Made of mirror polished stainless steel OVAL TYPE series; semi-embedded central axis; 270° opening.

⟷ mm	With half-recessed knot and screw fixing	With protruding knot	Thickness mm
35x51	**38.450.01**	-	1.5
48x67	**38.450.02**	-	2
56x78	**38.450.03**	-	2
78x56	-	**38.451.01**	2
78x56	**38.450.53**	-	3

◢ 38.450.02

◢ 38.450.01

◢ 38.452.01;38.450.53

◢ 38.450.03

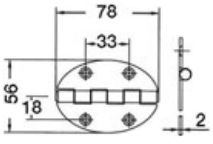

◢ 38.451.01

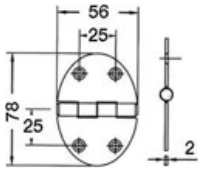

◢ 38.450.03

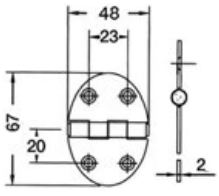

◢ 38.450.02/38.453.02

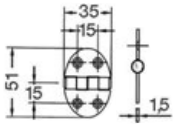

◢ 38.450.01

Overhang hinges 2 mm thickness

2-mm overhang hinges

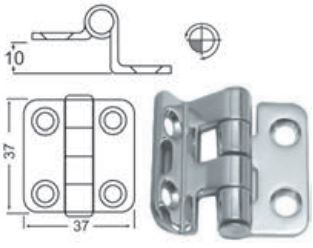

Made of mirror polished stainless steel. Vibration damping by means of a braked central axle.

Code	⟷ mm
38.441.59	37x37

2-mm overhang hinges

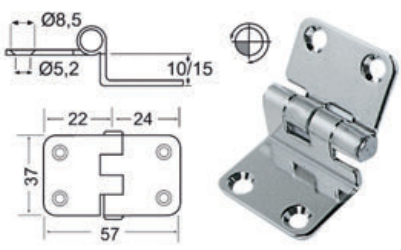

Made of mirror polished stainless steel. Vibration damping by means of a braked central axle.

Code	⟷ mm
38.441.55	57x37x10
38.441.56	57x37x15

2-mm overhang hinges

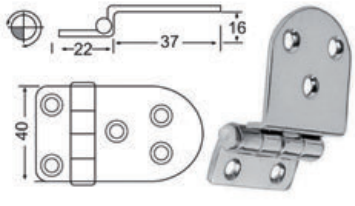

Made of mirror polished stainless steel. Vibration damping by means of a braked central axle.

Code	⟷ mm
38.441.58	59x40

2-mm overhang hinges

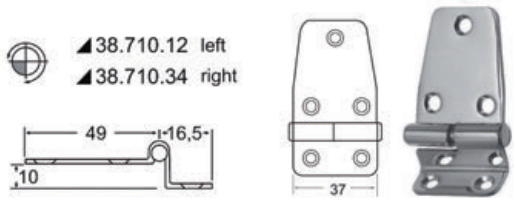

Made of mirror polished stainless steel. Vibration damping by means of a braked central axle.

Code	⟷ mm
38.710.12	65,5x37
38.710.34	65,5x37

2-mm overhang hinges

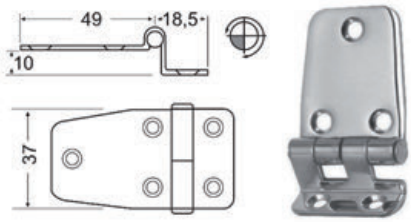

In stainless steel, mirror-polished.

Code	⟷ mm
38.441.57	67,5x37

2-mm overhang hinges



Made of mirror polished stainless steel. Vibration damping by means of a braked central axle.

Code	⟷ mm
38.441.84	97,8x37

2-mm overhang hinges



Made of mirror polished stainless steel. Vibration damping by means of a braked central axle.

Code	⟷ mm
38.441.82	134x38

Hinges 2 mm thickness foldable

38.460.50

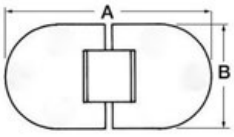

Hinges 2 mm foldable

Made of mirror polished stainless steel. Flush design for folding tables. Fitted with precision-cast central unit.

Code	A mm	B mm
38.460.50	50	38
38.460.76	76	38
38.440.06	84	30



38.460.76

38.440.06

38.460.78

Hinges 2 mm foldable

Made of mirror polished stainless steel. Flush design for folding tables. Fitted with precision-cast central unit.

Code	⟷ mm
38.460.79	68x42
38.460.78	70x40

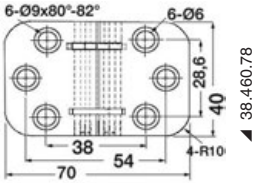

38.460.78

38.460.79

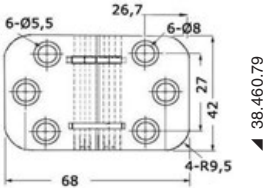

38.460.79

Hinges 2,5 mm thickness

Hinges 2,5 mm

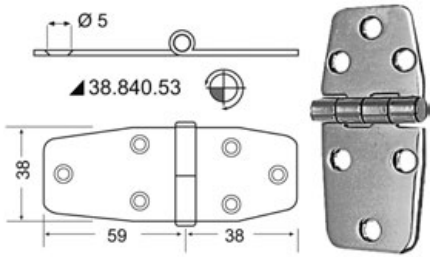

Code	⟷ mm	Model
38.840.53	97x38	Protruding knot

Hinges 2,5 mm

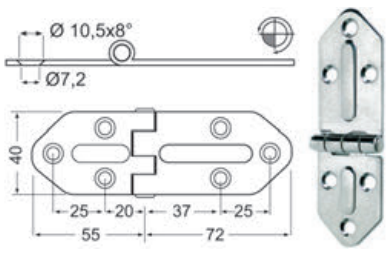

Code	⟷ mm	Model
38.444.00	127x40	Protruding knot

Hinges 2,5 mm

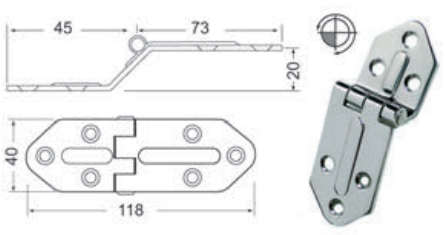

Code	⟷ mm	Model
38.445.05	118x40	Protruding knot

Hinges 2,5 mm

Code	⟷ mm
38.822.05	45x110

Hinges 2,5 mm



Special stainless steel extra strength hinges, mirror polished finish, suitable for engine trunks and heavy duty usage.

Code	⟷ mm
38.822.06	130x90

Hinges 3 mm thickness

Hinges 3 mm; HEAVY DUTY

Code	Model	⟷ mm	Thickness mm
38.455.01	reversed pin	3	3
38.455.02	reversed pin	3	3
38.455.03	reversed pin	3	3

◢ 38.455.02

◢ 38.455.01

◢ 38.455.03

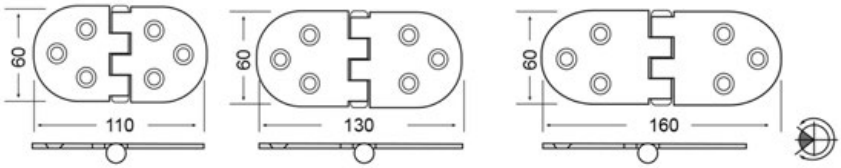

Foldable precision hinge, 180° rotation and screw cover

OSCULATI

AISI 316 | HIGH - PRECISION | INVISIBLE SCREW

Made of mirror-polish AISI316 stainless steel. For tip-top tables or hatches. Fitted with screw cover to be fixed after mounting for neat design.
Equipped with a screw cover that can be applied after assembly for a clean and linear design.

Code	⟷ mm	Thickness mm
38.292.00	3	3

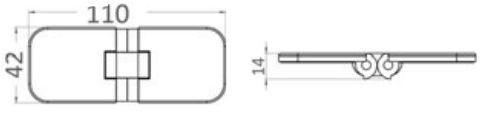

180° rotation tip-top precision hinge

AISI 316

Made of mirror-polished AISI316L stainless steel. To be fixed to the edge of the table (19-mm thickness).
Designed for as little clearance as possible for a stable tip-top table.

Code	⟷ mm
38.291.00	110x40

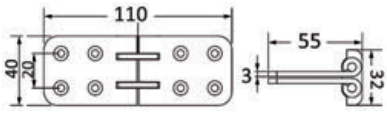

◢ Rounding-off R< 3 mm;
Rounding-off R > 5.5 mm

Precision-cast covered hinge

AISI 316

Mirror-polished AISI316 stainless steel hinge. Mounting from the lower side with 4 threaded bushings. SOFT seam friction, lids at both ends.
Central braked axle with SOFT movement, and headed at the ends.

Code	⟷ mm
38.963.10	74x38

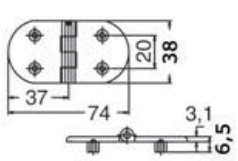

Hinges 4 mm thickness

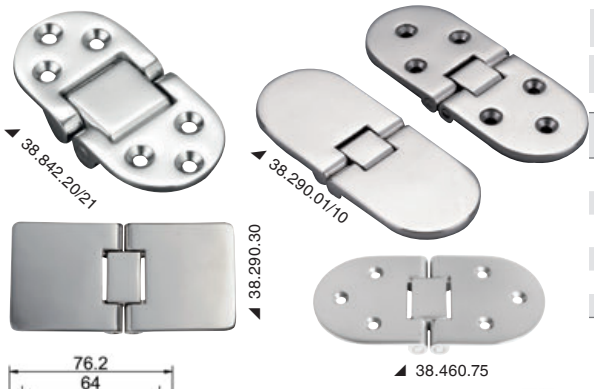

Precision microcast hinges, 180° rotation

AISI 316 Mirror-polished AISI 316 stainless steel. Suitable for hatches and tilting tops.

Version with bores	Blind version with 5-mm studs (optional)	⟷ mm	Thickness mm
38.842.20 New	-	76x38	3
38.290.01	**38.290.10**	80x30	3
38.842.21 New	-	89x38	3
38.290.02	**38.290.20**	100x40	4
-	**38.290.30**	140x70	2.8
38.460.75	**38.460.77**	140x70	2.8

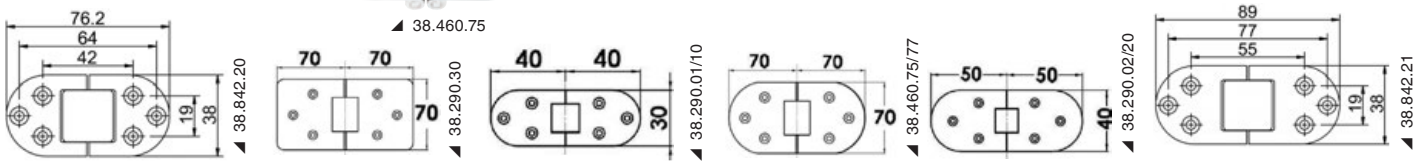



Hinges 4 mm

AISI 316 Precision-cast mirror-polished AISI316 stainless steel hinges, very sturdy. Ideal for engine trunks and cockpit floor opening (the 21x65-mm side has to be mounted vertically).

Code	⟷ mm
38.863.25	72x65
38.863.26	103x65

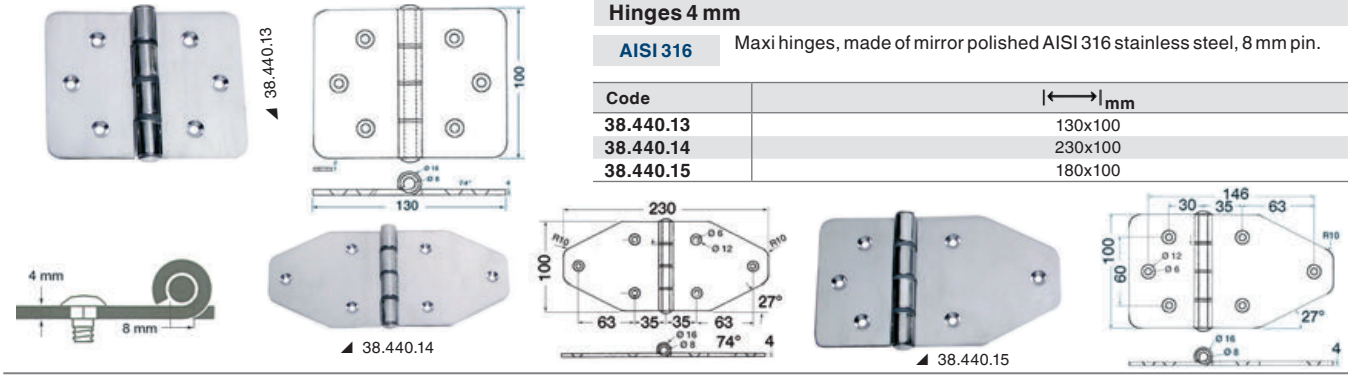

Hinges 4 mm

AISI 316 Maxi hinges, made of mirror polished AISI 316 stainless steel, 8 mm pin.

Code	⟷ mm
38.440.13	130x100
38.440.14	230x100
38.440.15	180x100

Hinges 5 mm thickness



Hinges 5 mm thickness

AISI 316 Cast mirror-polished AISI316 stainless steel hinges. Very sturdy, accurate finish.

Code	⟷ mm	Knot	Thickness mm
38.285.00	38x72	protruding	5
38.280.00	38x100	protruding	5
38.283.00	38x38	protruding	5
38.284.00	50x50	protruding	5
38.287.00	38x74	flush mount	5
38.831.00	39x74	protruding	5
38.831.01	38x57	protruding	5
38.831.02	38x57	reversed pin	5

Hinges 5 mm thickness

Cast mirror-polished AISI316 stainless steel hinge designed for doors and removable trunks, high quality finish.

Code	⟷ mm
38.512.00	100x50
38.512.01	100x50

Hinges 5 mm thickness

Cast hinges "long wing" made of mirror polished **stainless steel**.

Code	⟷ mm
38.830.15	152x29

Stainless Steel hinges - Investment Cast

Mega precision-cast hinges

AISI 316

Made of **mirror polished AISI 316 stainless steel**; very sturdy, anti-friction nylon inserts.

Code	Model	⟷ mm			Thickness mm
		A1	A2	B	
38.921.00	Rectangular	38	38	76	3
38.921.01	Rectangular	38	38	102	3
38.921.02	Rectangular	51	51	102	3
38.921.03	Rectangular	63	63	127	3
38.921.04	Rectangular	76	76	152	4.8
38.921.10	rounded off	51	51	102	3.2
38.921.11	rounded off	63	63	127	3.2

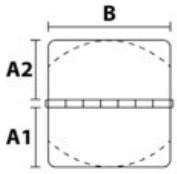

◢ 38.921.01/02/03

◢ 38.921.00

◢ 38.921.10/11

◢ 38.921.04

Precision-cast hinges

AISI 316

Made of **AISI 316 stainless steel**, high strength, fine design, mirror polished finish.

Code	Model	⟷ mm	Thickness mm
38.923.00	Trapezoidal	96x56	4
38.923.01	Trapezoidal	62x37	3.5
38.922.06	Rectangular	130x90	4

◢ 38.922.06

◢ 38.923.00

◢ 38.923.01

Precision-cast hinge

AISI 316

Made of very sturdy mirror-polished AISI316 stainless steel.

Code	Model	⟷ mm	Thickness mm
38.455.14	Rectangular	102x102	4
38.455.16	Trapezoidal	153x75	3.6

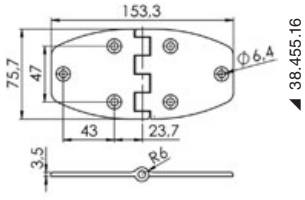

◢ 38.455.16

◢ 38.455.16

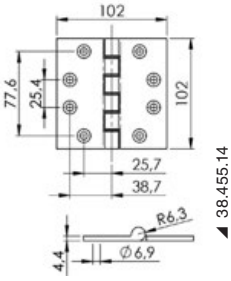

◢ 38.455.14

◢ 38.455.14

Precision-cast hinge

AISI 316

Made of precision cast mirror polished **AISI316 stainless steel**, very sturdy, 4-mm thickness. Available versions: "A", standard, with 180° opening; "B" with 95° opening, inverted node and completely smooth surface. Available in the following sizes.

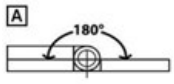

◢ **A)** 180° standard opening

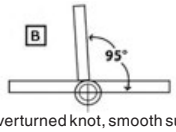

◢ **B)** Overturned knot, smooth surface, 95° opening

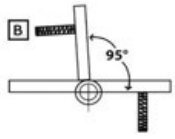

◢ **C)** Overturned knot, smooth surface, 95° opening **with studs**

◢ **D)** 180° standard opening **with studs**

A	B	C	D	⟷ mm
38.963.18	**38.863.18**	**38.873.18**	**38.883.18**	66x66
38.963.18	**38.863.18**	**38.873.18**	**38.883.18**	76x40

A	B	C	D	⟷ mm
38.963.20	38.863.20	38.873.20	-	65x65
			-	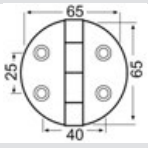
38.963.21	38.863.21	38.873.21	-	83x65
			-	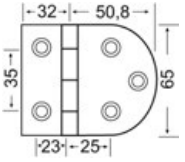
38.963.22	38.863.22	38.873.22	-	145x65
			-	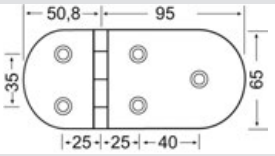
38.963.23	38.863.23	-	-	128x65
		-	-	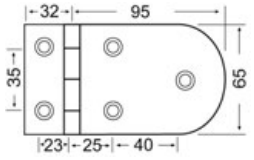
38.963.24	38.863.24	38.873.24	-	190x65
			-	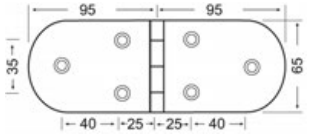
38.963.30	38.863.30	38.873.30	38.883.30	70x40
				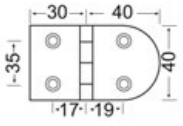
38.963.31	38.863.31	38.873.31	-	63x40
			-	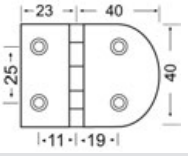
38.963.32	38.863.32	38.873.32	38.883.32	126x40
				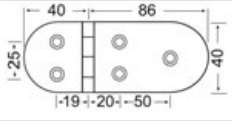
38.963.33	38.863.33	-	-	116x40
		-	-	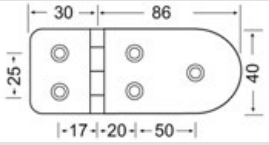
38.963.40	38.863.40	38.873.40	-	141x29
			-	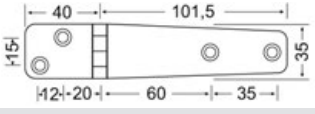
-	-	38.873.50	-	160x70
-	-		-	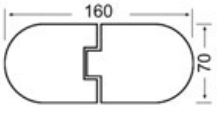

* *135° opening.*

Hatch hinges

AISI 316

Mirror-polished AISI316 stainless steel.

Code	Closure dimension mm	Overhang mm	Wall mounting mm	Fixing to the leaf mm
38.926.01	45x30	10	25x30	20x30
38.926.00	57x30	10	26x30	30x30
38.926.02	70x30	10	39x30	31x30

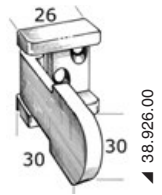







Hinge PIRAMID for hatches

OSCULATI

AISI 316

Mirror-polished AISI316 stainless steel.

Code	A x B mm	C mm	D x E mm	F x B mm
38.928.01	45x30	8.2	14x23	60x30
38.928.02	70x30	10	30x23	100x30
38.928.03	95x40	10	40x30	135x40

Hinge for 90° Piramid doors

OSCULATI

AISI 316

Mirror-polished AISI 316 stainless steel. Wall mounting.

Code	AxB mm	C mm	DxE mm	FxB mm
38.929.01	43x30	8	25x30	68x30

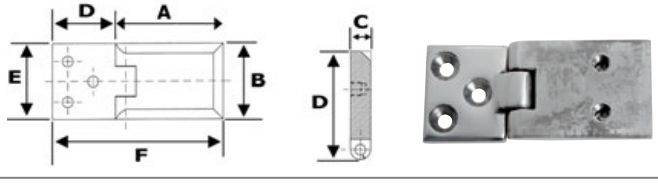

Built-in hinge for hatches

OSCULATI

AISI 316

Mirror-polished AISI316 stainless steel.

Code	A x B mm	C mm	D x E mm	F mm
38.925.02	75x35	10	34x28	110
38.925.03	100x50	10	47x40	148

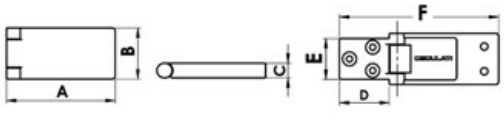



Hatch hinges

AISI 316

Mirror-polished AISI316 stainless steel.

Code	AxB mm	C mm	DxE mm	FxG mm
38.927.01	70x36	10	35x36	35x35
38.927.02	90x47	10	45x47	45x46

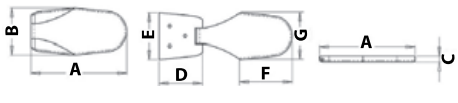

Hinges for hatches and engine boxes

AISI 316

Made of **mirror polished AISI 316 stainless steel, fitted with removable pin.**

Code	⟷ mm
38.198.01	67x73
38.198.02	88x73

Hinges for hatches



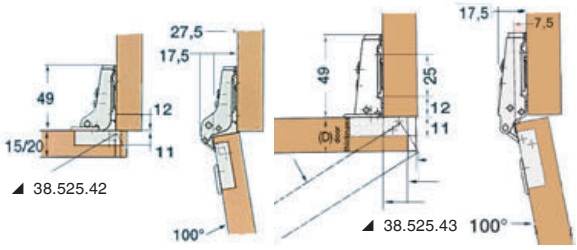

SUGATSUNE spring hinges for cabinet doors

Made completely of stainless steel; fitted with **nylon** cleat to adjust the step.

Code	Version	⟷ hinge overall mm	Plate for overall dimension mm	For doors thickness mm
38.525.42	With half overlapping door on the frame (5-9 mm)	94x54	41x44	15/20
38.525.43	With total overlapping door on the frame (15-19 mm)	94x54	41x44	15/20

SUGATSUNE

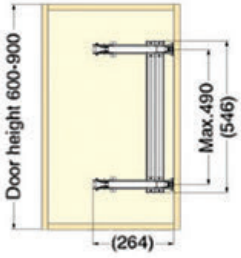

New — SUGATSUNE MonoFlat LIN-X Hinge

MonoFlat LIN-X450 hinge with lateral rotation mechanism.
Allows lateral rotation of doors within reduced radius. Ideal for limited front space applications (electrical panels in corridors).
The door does not impede clear space when fully open, providing full access to the cabinet.
Free rotation and cushioned closure **Soft Close**. Simple installation, adjustable in 4 ways.

Code	Version	⟷ hinge overall mm	Plate for overall dimension mm	For doors thickness mm
38.528.01	Overlap 19 mm	285x55	47x46	15/24

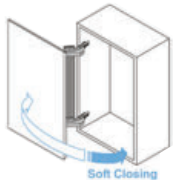



Spring hinges for Soft Close cabinet doors

SOFT CLOSE

Made completely of stainless steel. 105° opening. When exceeding 45° opening, the door stays open in any position. **Soft Close braked** closure. Fitted with click-in device for quick release of the hatch.

Code	Version	⟷ hinge overall mm	Plate for overall dimension mm	For doors thickness mm
38.526.01	Full Overlay	110x64	47x54	14/24
38.526.02	Half Overlay	110x64	47x54	14/24
38.526.03	Inset	110x64	47x54	14/24

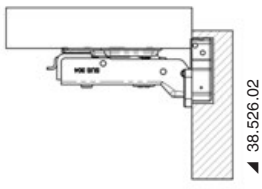

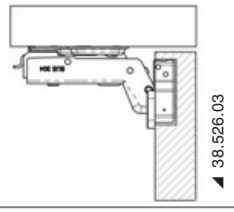

SUGATSUNE

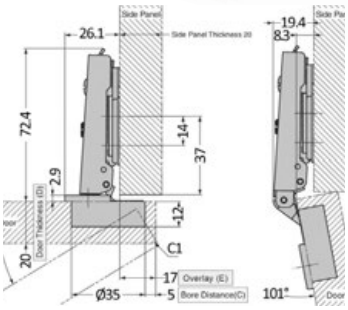

New — Hinge with integrated damper

SOFT CLOSE

Stainless steel hinge with ABS damper.
Soft Close closing damper.

Code	⟷ hinge overall mm	Plate for overall dimension mm	For doors thickness mm
38.529.01	110*62	46*51	15/20

Spider hinge

OSCULATI

AISI 316 | HEAVY DUTY

Code **38.527.01**

Polished AISI316 stainless steel spider hinge.
Ideal for high-load hatches and pantograph opening systems up to 180°.
Its dynamic geometry keeps the hinge far from the seal of the door or hatch.

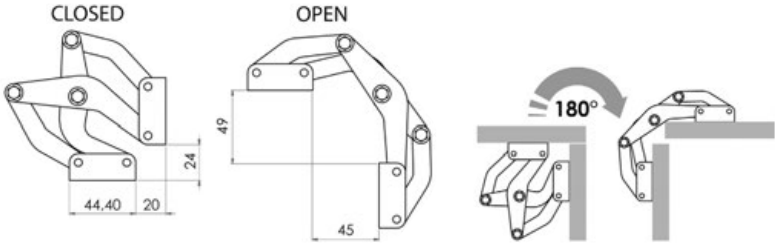

◢ Video

Stainless steel hinge for doors

To lock the device it's advisable to use the stopper model 38.107.41 or similar.

Code	Version	⟷ mm	For doors
71.607.00	with overhanged part of 10 mm	57x44	71.607.20; 71.607.22; 71.607.24; 71.607.26
71.607.01	without overhang part	38x46	with flat stop

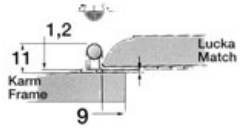

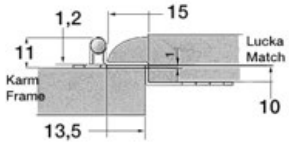

Eccentric hinges for long neck hatches

AISI 316

Code **38.924.00**

Mirror-polished AISI316 stainless steel.

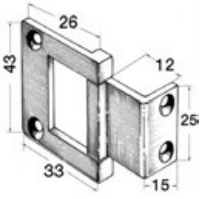



Brass hinges

Die-cast hinges

Made of **chromed brass**, designed for seats, hatches, doors etc. Very sturdy.
7-mm pin.

Code	⟷ mm
38.823.00	100x60

Hinges for ladders

Made of die-cast **chromed brass**, very sturdy.

Code	⟷ mm
38.825.00	145x20x15

Hinge for hatch

Made of **chromed brass**, designed for hatch opening.

Code	Length mm	Overhang mm
38.825.01	110	40

Hidden-screw hinge

Made of **chromed brass, no screws**, mounting from underneath with studs.

Code	⟷ mm	Wings	Opening
38.819.01	65x55	unequal, for fixing onto the rope on the stop	190°

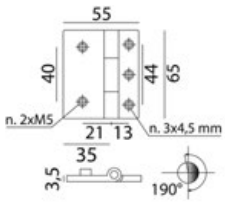



New — Pin hinge side mounting

Made of **chrome-plated brass**, complete with bushing.

Code	⟷ mm	Version
38.395.01	18 x 35	Right + Left
38.397.01	35 x 60	Right + Left

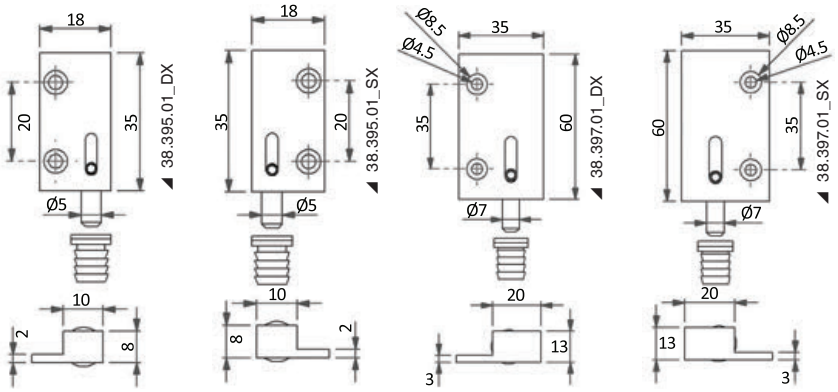

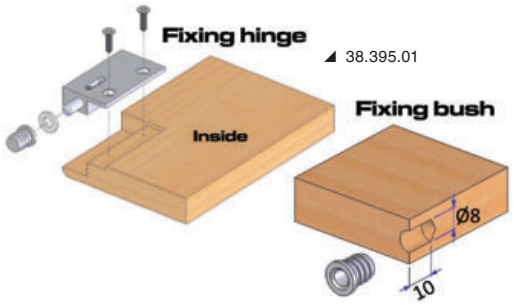

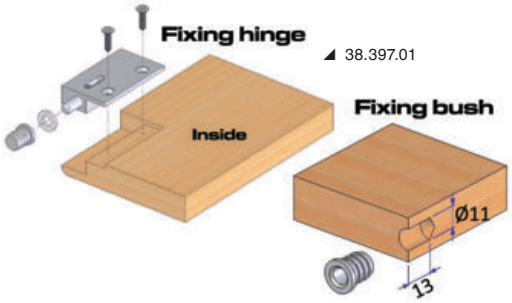

Hidden hinges for AISI 304 doors and hatches



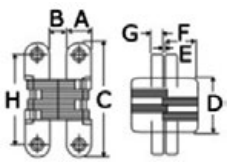

HInges for built-in doors, 180° opening. Satin finish.

Code	Supportable weight kg	A mm	B mm	C mm	D mm	E mm	F mm	G mm	H mm	ORDER BY BOX
38.527.03	7	12.4	11.5	44.5	12	0.5	16.7	1.5	32	2
38.527.04	10	13.3	9.5	53	16	0.5	18.5	2	40	2
38.527.05	20	15.7	10.5	69	21	0.8	19	3	52	2
38.527.06	30	18.5	14	84	28	0.8	24	4	64	2

Hinges fitted with slip-off spring lock

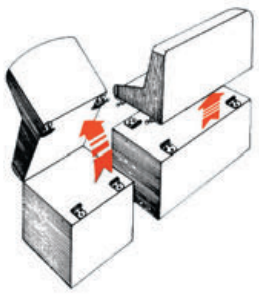

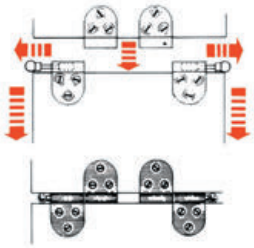

Code **38.983.00**

Made of **chromed brass** with **stainless steel** pin and spring. Ideal for a fast removal of hatches, doors, seats, etc. without using any tools.
Sold in pairs (right and left) two male parts + two female parts.



"Flush Deck" hinges for small hatches

No overhang part, made of **chromed brass**.

Code	⟷ mm
38.196.00	34x28

Ladder hinge with hook support

Code **38.569.00**

Made of **chromed brass**; fitted with snap-in safety to lock the ladder, **stainless steel** spring.

Ladder hook

Code **38.570.00**

Made of **chromed brass** and fitted with **chromed brass** support.

Plastic hinges

Hinge

Made of reinforced **nylon**.

white	Black	Length mm	Width mm
38.823.81	**38.823.80**	38	38
38.823.71	**38.823.70**	54	38
38.823.31	**38.823.30**	65	40
-	**38.823.60**	82	26
38.823.21	**38.823.20**	98	65

◢ 38.823.71

◢ 38.823.81

◢ 38.823.21

◢ 38.823.20

◢ 38.823.31

◢ 38.823.30

◢ 38.823.80

◢ 38.823.60

◢ 38.823.70

Hollow tile locks and closures

Hollow tile plate doorstop or cabinet doorstop

Made of **chromed brass**.

Code	⟷ mm
38.148.00	52x33



Cylinder lock with key

All in **chrome-plated brass**. No parts in iron or zamak. Complete with waterproof protective cap.

Code	Length (C) mm	Ø mm
38.131.80	15	20
38.131.81	20	20
38.131.82	25	20
38.131.83	30	20
38.131.84	35	20

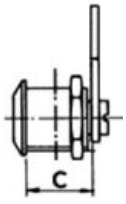

Latch lock

Made of **chromed brass**, 90° rotation.

Code	Neck Ø mm	Neck useful length of fastening mm	Lever travel mm	Supplied levers	Waterproof Protection Cover
38.310.00	20	14	12/33	2	Yes
38.310.01*	20	19	15/38	1	no

**Supplied without watertight protection cap.*

OSCULATI

◢ 38.310.00

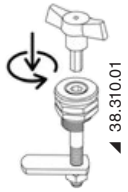
◢ 38.310.01

◢ 38.310.01

Lever lock with key

Chromed brass, equipped with watertight protection cap, key and double lever. 90° rotation with anti-vibration internal spring.

Code	Neck Ø mm	Neck useful length of fastening mm	Lever travel mm
38.310.50	20	10	13/35



Cylinder lock

90° rotation of the back latch by turning a knurled ring nut under the flange (loose rotation). Press the side button to **lock** the latch. Insert the key to **release** the latch. The advantage is that the lock can always be used without key. Supplied with 3 latches (16/20/25 mm) for different thickness. Made of **nickel-plated brass (springs included).**

Code	Bore Ø mm	Thread length mm
38.131.70	16	16



Small rotating latch lock

Made of **nickel-plated brass**.

Code	Bore Ø mm	Thread length mm
38.131.65	16	16

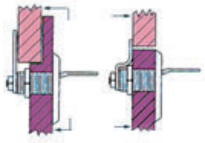

Swivelling lock for portholes and peaks

Made of mirror polished **stainless steel**, fitted with flush handle, fitted with stop lock.

Code	Bore Ø mm	Frontal mm	Thread length mm
38.977.00	16	50x55	20

Hasps and Staples

Locker latch

OSCULATI

Code **38.405.50**

Made of **stainless steel**, fitted with spring button and padlock ring hole plate.

Locker latch Deluxe

OSCULATI

Code **38.405.51**

Made of **stainless steel**, fitted with checking plate, **faired with hidden screws**.

Hasp & Staple

AISI 316

Made of **precision cast AISI 316 stainless steel**, mirror polished, fitted with **swivelling** padlock.

Code	⟷ mm
38.932.80	75x26 (without strip), 90x26 (with strip)

Hasp & Staple

Made of **stainless steel**. Without screw strip cover.

Code	⟷ mm
38.981.00	Closed 65x23

Hasp & Staple

Made of **chromed brass**; suitable for lockers, hatches and various uses, jointed to allow one section to work as a screw cover

Code	⟷ mm
38.980.00	open 140x35

Hasp & Staple

Made of **chromed brass**, fitted padlock; suitable for trunks, hatches and various uses..

Code	⟷ mm
38.980.01	95x25

Heavy Duty hasp and staple

Made of **mirror-polished stainless steel**.

Code	Closed mm	Open mm
38.211.25	33x67	33x87
38.211.26	33x87	33x107

Hasp & Staple

Mirror-polished **stainless steel** with **swivelling** microcast eyelet.

Code	A mm	B mm	C mm	D mm
38.441.15	74	20	26x29	27

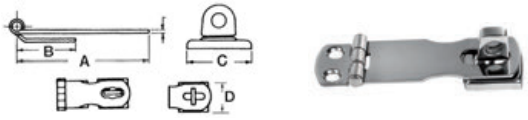

Hasp & Staple

Made of **stainless steel** with special "Chromelux®" mirror polished finish, fitted with **swivelling** padlock eye ring.

Code	A mm	B mm	C mm	D mm
38.441.12	64	29	32	24
38.441.13	91	29	32	24

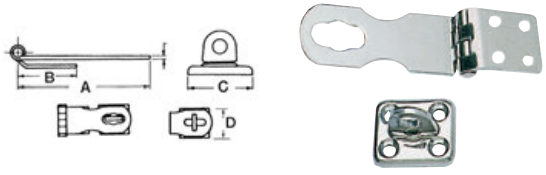

Hasp & Staple

Made of **chromed brass**, fitted with padlock ring, made exclusive by Osculati; through a clever system, the padlock ring can **swivel and fold**, in resting position it is **completely** aligned and does not disturb when is set on top, **universal** stud mounting.

Code	⟷ mm
38.982.00	89x32

Locking hasp & staple for lockers and hatches

Made of **polished stainless steel**, fitted with lock and key.

Code	⟷ mm
38.978.00	80x30 (closed)
38.978.01	105x30 (closed)



Lifting handles and lockers

Door stoppers/bottom boards stoppers

Made of mirror polished **stainless steel and nylon**.

Code	Ø mm
38.116.70	60

Button plate

AISI 316

Made of **AISI 316 stainless steel**; designed to fix bottom boards or cabinet doors.

Code	Ø mm
38.145.00	45

Wing nuts with supports

Code **38.169.20**
Porthole stopper or hatch stopper, all made of **chromed brass**.

Hatches stop

Code **38.670.00**
Made of mirror-polished **stainless steel**.

Bottom board lifting handle

Made of **AISI 316 stainless steel**.

Code	⟷ mm	Height mm	Centre distance mm
38.158.00	88x35	20	73

Concealed bottom board

Made of **chromed brass**.

Code	⟷ mm
38.144.00	65x50

Bottom board raising device handle

Made of chromed brass.

Code	⟷ mm
38.141.00	75x55





Bottom board lifting ring

AISI 316

Made of **precision cast mirror polished AISI 316 stainless steel**.

Code	⟷ mm	Version
38.143.20	56x48	Heavy Duty, with ring
38.141.21	55x77	Heavy Duty, fitted with handle and return spring

Spring ring pull for floors

Code	⟷ mm	Material	Version
38.510.33	83x21	AISI 316 S.S.	With screws
38.510.34	83x21	Chromed brass	with studs

Deluxe pull handle

OSCULATI

FLUSH | ERGONOMIC

Code **38.511.00**

Small stainless steel handle.
The rotary opening system provides a **large and ergonomic grip** in a reduced space.
For recess-fit mounting. Fitted with anti-vibration closing system.

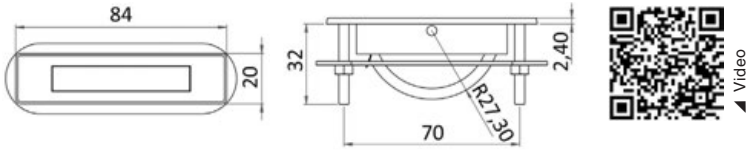

The rotary opening system provides a large and ergonomic grip in a reduced space

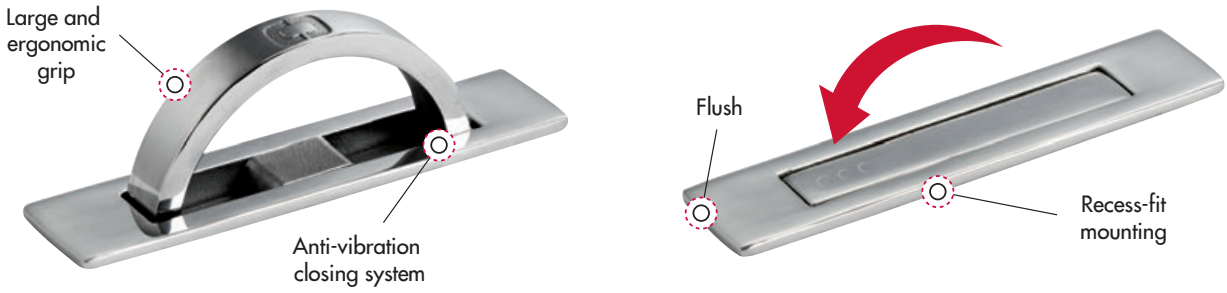

New Deluxe 2 pull latch

OSCULATI

FLUSH | ERGONOMIC | AUTOMATIC OPEN

Code **38.511.10**

Handle with wide ergonomic grip equipped with automatic pull-out system and snap lock.
For recess-fit mounting. Fitted with anti-vibration closing system.
Fixing with M4 studs, no visible screws.

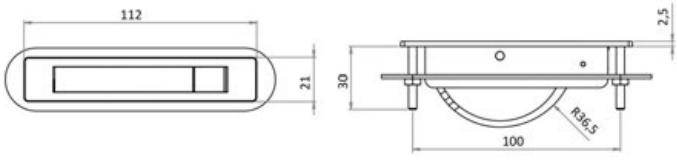

Chromed brass handles

Code	⟷ mm
38.107.60	50x75
38.107.61	60x90

Polished stainless steel handle

Code	⟷ mm
38.218.21	57x77

Bottom board lifting ring

Made of **stainless steel**, light and sturdy, mirror polished finish. Model fitted with ring return spring to eliminate vibrations.

Code	⟷ mm
38.142.00	55x65
38.142.01	38x40

Bottom board lifting ring

Made of **chromed brass**, foldable flush ring, also suited for hatch handles.

Code	⟷ mm
38.143.00	62x47 external

Cabinet lifting ring

Made of **chromed brass**, fitted with flush ring.

Code	Thread size mm
38.107.50	38x45

Anti-vibration cam latch

AISI 316

Mirror-polished AISI 316 stainless steel. Spring retractable handle, counterflange for fixing.

Code	External Ø mm	Bore Ø mm	Ø hatch thickness mm
38.426.90	60	50	2/16

OSCULATI

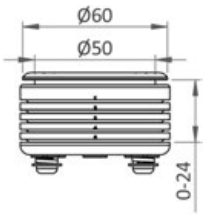

Eclipse anti-vibration pull latch

EXTRA LARGE HANDLE

Featuring an extremely easy grip:
- 316 mirror-polished stainless steel;
- Flush deck design.
- large ergonomic handle;
- Spring retractable handle.
- plastic spacer with invitations for custom cutting.

Code	External Ø mm	Bore Ø mm	Ø hatch thickness mm
38.164.00	60	50	0-24

Wire snap hook

Made of **chromed brass**; lowered with spring, use for lockers and other uses.

Code	⟷ mm	Plate mm
38.131.40	57x40	18x40

Hatch or drawer stopper



Made of **chromed brass**, fitted with spring.

Code	⟷ mm	Plate mm
38.153.00	50x42	20x42



Flush bottom board pull latch

AISI 316

Made of **precision-cast mirror polished AISI 316 stainless steel**.

Code	⟷ mm
38.138.00	57x76

Push to close latches

Pull latches / hatch lifting device

Made of mirror polished **precision-cast AISI 316 stainless steel**; using a pressure lock, the handle can stay opened or closed.

Code	For doors with thickness mm	Bore Ø mm	Flange Ø mm
38.147.50	3/19	51	62

Plastic flush pull latches

Made of **white nylon**, fitted with **stainless steel** lock stopper and two 2 mm stoppers.

Code	Version	Colour	Recess Ø mm	External Ø mm	Inner size mm	Accepts thickness-es mm
38.147.00	without lock	white	49.6	61.4	38.8	from 7 to 18
38.147.01	without lock	Black	49.6	61.4	38.8	from 7 to 18
38.147.20	With lock	white	49.6	61.4	38.8	from 7 to 18
38.147.21	With lock	Black	49.6	61.4	38.8	from 7 to 18

◢ 38.147.20

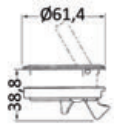

◢ 38.147.01

◢ 38.147.00

◢ 38.147.21



◢ 38.147.20

Lock for small hatches/flush pulls

AISI 316

Snap lock with spring handle. Mirror-polished AISI 316 stainless steel.

Code	Lock	Accepts thicknesses mm	External Ø mm	Recess Ø mm	Depth mm
38.152.70	no	7 - 10	44	38	25.3
38.152.71	Yes	7 - 19	44	38	25.3

20.366.98*Spare key for 38.152.71.*

◢ 20.366.98

Flush pull latches small

AISI 316

Made of **mirror-polished AISI 316 stainless steel**. Equipped with square stop.

Code	Lock	Accepts thickness-es mm	External Ø mm	Recess Ø mm
38.147.05	no	5 - 12	62	48
38.147.06	Yes	5 - 12	62	48

◢ 38.147.06

◢ 38.147.05

◢ 38.147.06

◢ 38.147.05

◢ 38.147.06

◢ Key for 38.147.06

Flush pull latch with spring handle and snap lock

Mirror-polished AISI316 stainless steel.

Code	Lock	Accepts thicknesses mm	External Ø mm	Recess Ø mm	Version
38.152.05	no	5-12	62	50	Standard
38.152.06	Yes	5-12	62	50	Standard
38.152.08	Yes	5-12	62	50	Opening from inside and outside

20.366.98*Spare key for 38.152.06/08*

◢ 38.152.05

◢ 20.366.98

◢ 38.152.08

◢ 38.152.81

Flush pull latches large

AISI 316

Snap lock with spring handle. Mirror-polished AISI 316 stainless steel.

Code	Lock	Accepts thicknesses mm	External Ø mm	Recess Ø mm	Depth mm
38.152.80	no	7 - 19	75	63	40
38.152.81	Yes	7 - 19	75	63	40

20.366.98 *Spare key for 38.152.81.*

OSCULATI

◢ 38.163.01

◢ 38.163.02

Eclipse PUSH LOCK pull latch (push closure)

EXTRA LARGE HANDLE

Featuring an extremely easy grip:
- 316 mirror-polished stainless steel;
- Flush deck design.
- large ergonomic handle;
- Spring retractable handle.
- It opens from inside and outside.

Code	Lock	Accepts thicknesses mm	External Ø mm	Recess Ø mm
38.163.01	no	9-19	60	50
38.163.02	Yes	9-19	60	50

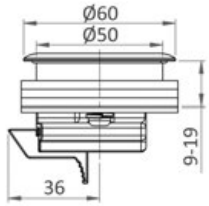

◢ Key for 38.163.02

southco®

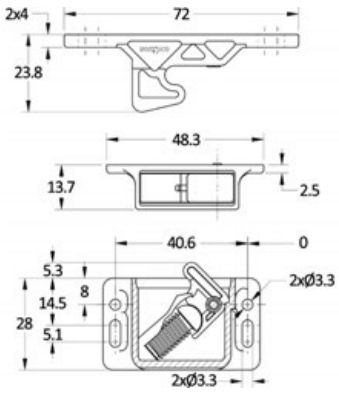

New

Push closure with Grabber hook

The latch closure is facilitated by the use of a mechanism with a relatively low profile (only 13.7 mm thick). The actuation above the dead point firmly compresses the door, releasing the compression upon opening.
Features:
- The latches can be mounted vertically or horizontally, the marks on the latch and the hook are a reference for correct mounting.
- Available in various mounting options: the hook can be installed in front of or beside the frame.
- All models have three clamping forces: 13 N, 22 N and 44 N.
- All models are made of corrosion-resistant materials.

Code	Distance between door hooks in mm.	Approximate pulling force	Colour
38.167.01	40.6	44 N	Black
38.167.02	55	13 N	Blue
38.167.03	55	22 N	Silver
38.167.04	55	44 N	Black

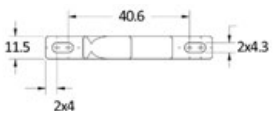

◢ 38.167.01

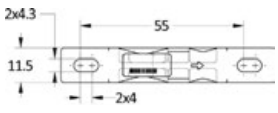

◢ 38.167.02/03/04

Lift and turn latches

Pull latch

Made of nylon + chromed brass; for mounting with 2 crews on boards, thickness of 6-16 mm, fitted with snap-in stopper.

Code	Size mm	Hole in the floorboard mm	Stop stroke mm
38.137.00	63x63	50	27-50

Flush turn latch for winch handle

OSCULATI

AISI 316 | **REGISTERED DESIGN / DISEGNO DEPOSITATO**

Completely flush when not in use thanks to a spring system that closes the star hole. 90° rotation. Made of AISI 316 stainless steel.

Code	External Ø mm	Bore Ø mm	Bulkhead thickness mm	Stop stroke mm
38.165.01	51	42	4-26	32-130

38.152.78 *OPTIONAL Pushbutton KEY*

38.152.78

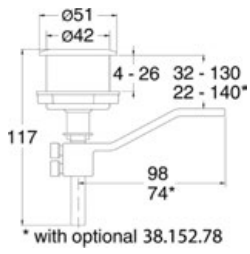

Pull handle with pulling system

Made of **chromed brass**, recess fit, fitted with locking cover. Fitted with lower adjustable stopper height from 50 mm to 5 mm.

Code	Recess Ø mm	Version	Stop stroke mm
38.140.02	68	With lock	38-58
38.140.03	68	**without** key	38-58

Pull latch

OSCULATI

Made of **mirror polished AISI 316 stainless steel**, fitted with counter stop plate; no visible screws; special **pulling** system which turns the handle to **completely lock** the bottom boards, thus avoiding vibrations, supplied with angled locking lever + straight lever + stop plate.

Code	Ø A mm	Ø B mm	C mm	D mm	E mm	L mm	H mm
38.426.80	70	60	30/80	78	2/42	71	22
38.426.86	90	70	30/80	88	2/49	71	22

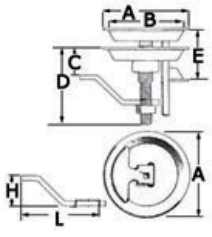

Lift and turn latch with cover

AISI 316

Made of **precision cast mirror polished AISI 316 stainless steel**; adjustable fixing board; built-in padlock ring.

Code	A mm	B mm	C mm	D mm	E mm	F mm	Base mm
38.151.00	115	120	92	52-65	11	75	110x115

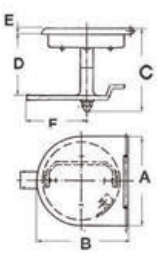

OSCULATI

Lift and turn flush latch small

AISI 316

Made of **mirror-polished AISI316 stainless steel**.

Code	Version	External Ø mm	Ø hole in bulkhead mm	Bulkhead thickness mm	Stop stroke mm
38.152.01	without lock	60	51	4-19	35-90
38.152.02	With lock	60	51	4-19	35-90

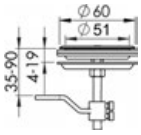

OSCULATI

Lift and turn flush latch large

AISI 316

Made of **mirror-polished AISI316 stainless steel**.

Code	Version	External Ø mm	Ø recess holes mm	Bulkhead thickness mm	Stop stroke mm
38.152.20	without lock	90	76	8-23	38-93
38.152.21	with **lock**	90	76	8-23	38-93

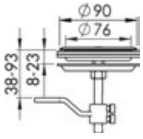

OSCULATI

Cam Latch pull latch, 60 mm

AISI 316

COMPRESSION SYSTEM

Fitted with eccentric cam system, by **lowering the handle** it shifts the inner lock lever upwards, making a safer locking, watertight, no vibrations; by **lifting** the handle, the inner lever raises and frees the hatch; made of **AISI 316 stainless steel**, mirror polished finish.

Code	Lock	External Ø mm	Ø bulkhead hole mm	Bulkhead thickness mm	Stop stroke mm
38.152.40	no	60	50	8-30	37-97
38.152.41	Yes	60	50	8-30	37-97

20.366.98 *Spare key for 38.152.41*

OSCULATI



Cam Latch pull latch, 75 mm

AISI 316

COMPRESSION SYSTEM

Fitted with eccentric cam system, by **lowering the handle** it shifts the inner lock lever upwards, making a safer locking, watertight, no vibrations; by **lifting** the handle, the inner lever raises and frees the hatch; made of **AISI 316 stainless steel**, mirror polished finish.

Code	Lock	External Ø mm	Ø bulkhead hole mm	Bulkhead thickness mm	Stop stroke mm
38.152.50	no	75	60	8-20	20-99
38.152.51	Yes	75	60	8-20	20-99

20.366.98 *Spare key for 38.152.51.*

OSCULATI



Cam Latch pull latch, 90 mm

AISI 316

COMPRESSION SYSTEM

Fitted with eccentric cam system, by **lowering the handle** it shifts the inner lock lever upwards, making a safer locking, watertight, no vibrations; by **lifting** the handle, the inner lever raises and frees the hatch; made of **AISI 316 stainless steel**, mirror polished finish.

Code	Lock	External Ø mm	Ø bulkhead hole mm	Bulkhead thickness mm	Stop stroke mm
38.152.60	no	90	76	10-34	39-100
38.152.61	Yes	90	76	10-34	39-100

20.366.98 *Spare key for 38.152.61.*

LIFT & TURN compression latch

38.161.XX - Characterized by a particularly easy grip, they enclose all the best features of the pull latches in a single model.

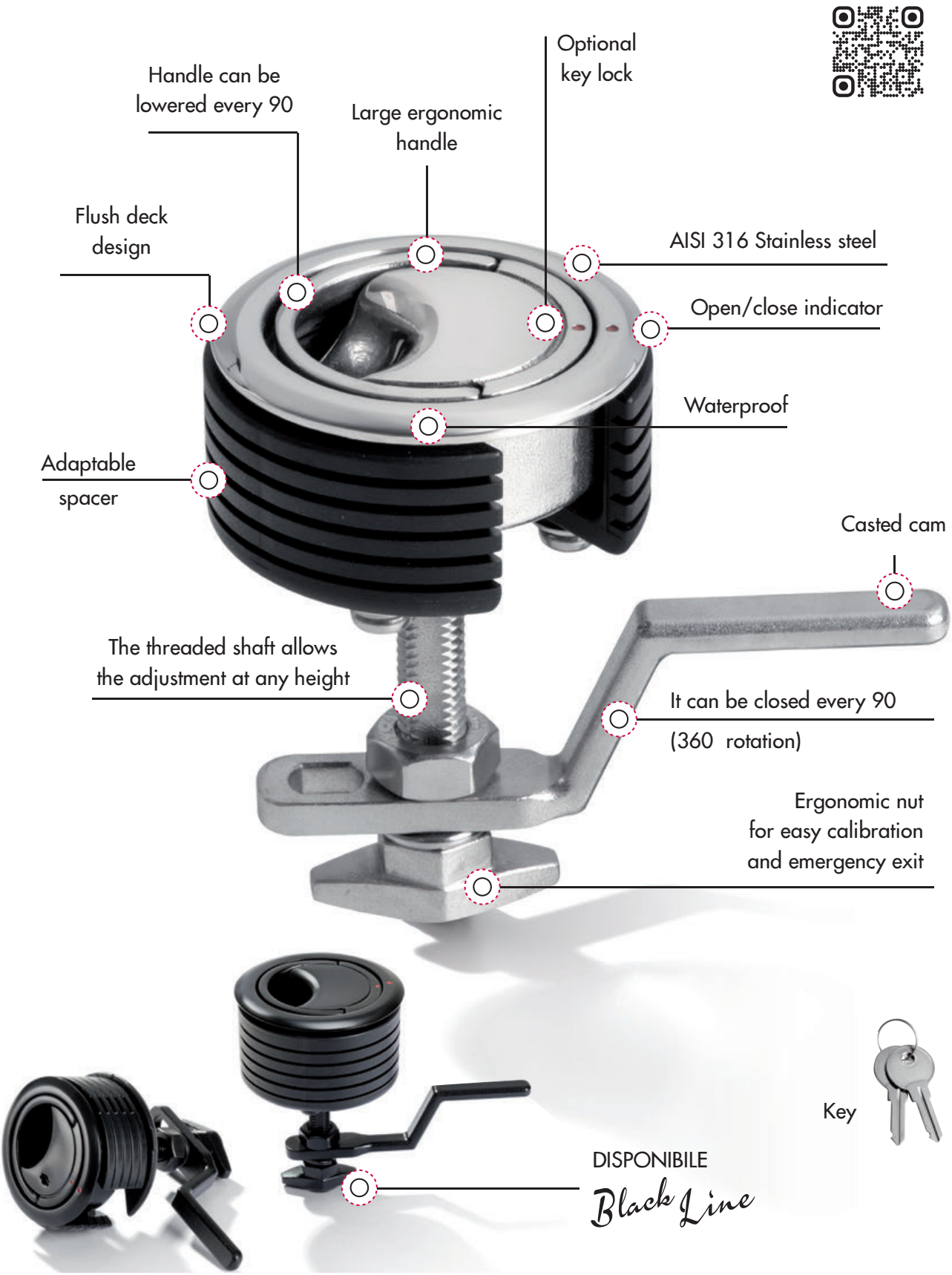

OSCULATI

◢ 38.161.01

◢ 38.161.02

◢ 38.161.61

◢ 38.161.62

◢ Spacer included

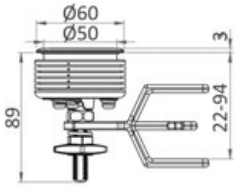

Eclipse LIFT & TURN flush latch (with compression closure) - SMALL

COMPRESSION SYSTEM | **EXTRA LARGE HANDLE**

Featuring a very comfortable grip, it offers all the best characteristics in a single flush deck design model.
- 316 mirror-polished stainless steel;
- flush aesthetics;
- large ergonomic handle;
- Handle can be lowered every 90°.
- Foldable handle every 90°;
- visual indicator open/closed;
- ergonomic nut for easy calibration and allowing for emergency exit;
- straight cam suitable for sliding door closure;
- cam with two possible positions;
- plastic spacer with invitations for custom cutting.

Polished SS version	Black SS version	Lock	External Ø mm	Bore Ø mm	Bulkhead thickness mm	Stop stroke mm
38.161.01	**38.161.61**	no	60	50	3-26	22-94
38.161.02	**38.161.62**	Yes	60	50	3-26	22-94

◢ Key for 38.161.02

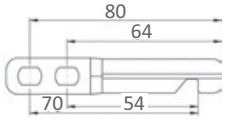

◢ Universal straight cam included

◢ Angled cam included

OSCULATI



◢ 38.161.31

◢ 38.161.32

◢ 38.161.71/72

◢ Spacer included

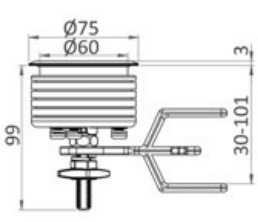

◢ Key for 38.161.32; 38.161.4x

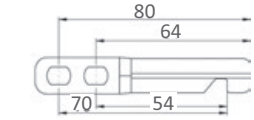

◢ Universal straight cam included

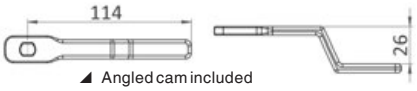

◢ Angled cam included

Eclipse LIFT & TURN flush latch (with compression closure) - MEDIUM

COMPRESSION SYSTEM | **EXTRA LARGE HANDLE**

Featuring a very comfortable grip, it offers all the best characteristics in a single flush deck design model.
- 316 mirror-polished stainless steel;
- flush aesthetics;
- large ergonomic handle;
- Handle can be lowered every 90°.
- Foldable handle every 90°;
- visual indicator open/closed;
- ergonomic nut for easy calibration and allowing for emergency exit;
- Straight cam suitable for sliding doors and having two different positions.
- plastic spacer with invitations for custom cutting.

Polished SS version	Black SS version	Lock	External Ø mm	Bore Ø mm	Bulkhead thickness mm	Stop stroke mm	Kit	No. of latches per kit (same key)
38.161.31	**38.161.71**	no	75	60	5-36	30-101	no	-
38.161.32	**38.161.72**	Yes	75	60	5-36	30-101	no	-
38.161.42	-	Yes	75	60	5-36	30-101	Yes	2
38.161.43	-	Yes	75	60	5-36	30-101	Yes	3
38.161.44	-	Yes	75	60	5-36	30-101	Yes	4
38.161.45	-	Yes	75	60	5-36	30-101	Yes	5

Eclipse LIFT & TURN flush latch (with compression closure) - BIG

OSCULATI

COMPRESSION SYSTEM **EXTRA LARGE HANDLE**

Featuring a very comfortable grip, it offers all the best characteristics in a single flush deck design model.
- 316 mirror-polished stainless steel;
- flush aesthetics;
- large ergonomic handle;
- Handle can be lowered every 90°.
- Foldable handle every 90°;
- visual indicator open/closed;
- ergonomic nut for easy calibration and allowing for emergency exit;
- Plastic modular spacer for different thickness bulkwards.

Code	Lock	External Ø mm	Bore Ø mm	Bulkhead thickness mm	Stop stroke mm
38.161.51	no	100	87	5.5-33	30-103

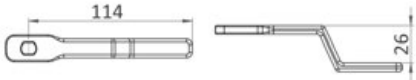

◢ Angled cam included

◢ Spacer included

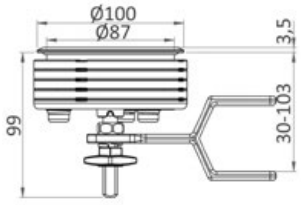

Spares for Eclipse lift and turn latch

Their different shapes easily fit multiple hatches or applications.

Code	Description	Compatible models
38.161.80	Cam/lever	**38.161.01/02/31/32/42/43/44/45/51**
38.161.81	Cam/lever	**38.161.01/02**
38.161.82	Cam/lever	**38.161.31/32/42/43/44/45**
38.161.90	Spacers	**38.161.01/02; 38.162.00; 38.152.40**
38.161.91	Spacers	**38.161.31/32/42/43/44/45**

◢ 38.161.80

◢ 38.161.81

◢ 38.161.90

◢ 38.161.82

◢ 38.161.91

Eclipse (medium) pull latch for Marinaio cabins or large lockers

OSCULATI

OPENING FROM INSIDE **COMPRESSION SYSTEM**

Very comfortable grip, it encompasses all the best features of a flush deck pull latch. Internal handle for opening/closing from the inside.

◢ Video

Code	Lock	External Ø mm	Bore Ø mm	Bulkhead thickness mm	Stop stroke mm
38.161.39	no	75	60	5-36	30-101

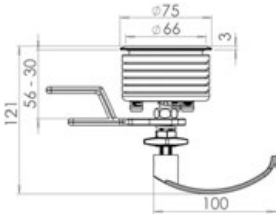

OSCULATI

Lift and turn flush pull latch with compression system

AISI 316

COMPRESSION SYSTEM

REGISTERED DESIGN / DISEGNO DEPOSITATO

Smooth pull catch system, with the same features of similar products but smoother and more practical to use. Cam system mechanism that compresses the locker/cabinet when closed and releases the pressure when the handle is lifted. Totally watertight.

Code	Lock	External Ø mm	Ø hole in bulkhead mm	Accepts thicknesses mm	
				min	max
38.159.01	no	82	68	5.5	45
38.159.02	Yes	82	68	5.5	45

Emergency open from inside



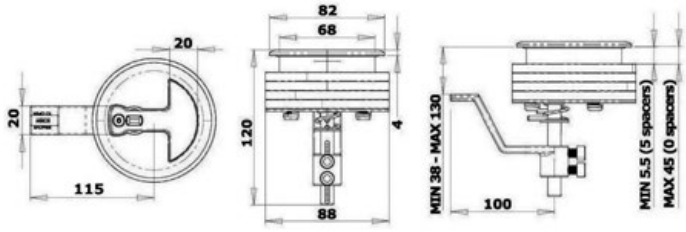

Spare cams/levers for pull latches

Their different shapes easily fit multiple hatches or applications.

Code	Standard on model
38.159.80	**38.159.01; 38.159.02; 38.152.01; 38.152.02**
38.159.81	**38.159.01; 38.159.02; 38.152.60; 38.152.61**

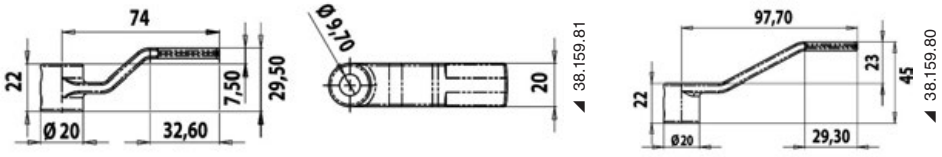

Door-stoppers

Jointed door stopper hook

Made of **chromed brass**, double joint.

Code	Length mm
38.192.79	60
38.192.80	80
38.192.81	100

Hooks

Made of **chromed brass**, door stoppers.

Code	Length mm
38.174.60	60
38.174.80	80
38.174.10	100

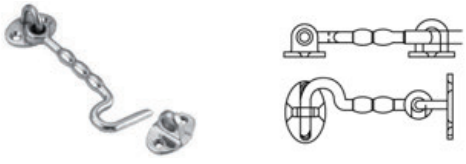

Doorstop hook

AISI 316

Made of **AISI 316 stainless steel** USA model.

Code	Length mm
38.173.10	100
38.173.75	75

Door/cabinet door stopper

Fitted with support **rolls** made of **stainless steel**.

Code	Base mm	Overhang mm
38.442.85	34x20	30
38.442.84	37x29	38

Snap latch made of chromed brass

Code	Description
38.107.40	Snap latch made of **chromed brass** suitable to lock doors, hatches and others.

Snap latch

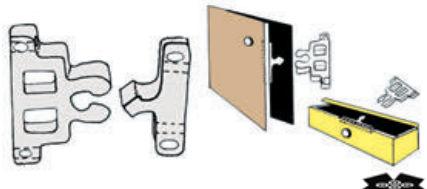

Code	Description	ORDER BY BOX
38.107.41	**White nylon** snap latch for cabinet doors and others uses	10

Snap-in door stopper

Made of **nylon and rubber**.

Code	Colour	Base Ø mm	Total hangover mm	ORDER BY BOX
38.422.88	white	50	17	10 pcs

New Magnetic door stop

AISI 316 **FLUSH** **PATENTED (UTILITY MODEL)**

Code **38.155.80**

Magnetic doorstop consisting of two components: door block with 18° inclined magnet and ground block with retractable plate.
The magnet lifts the plate when the door is approaching and the block is activated.
When not in use, the plate automatically returns to a flat, recessed, obstacle-free position.

Equipped with shock and anti-vibration gaskets and a set of 2 gaskets (2 mm and 4 mm) to adjust the ground block height as required.
For 4 to 10 mm floor height doors stops.

OSCULATI

Video

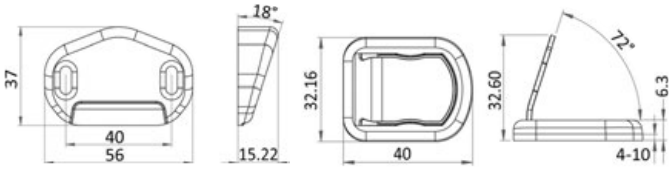

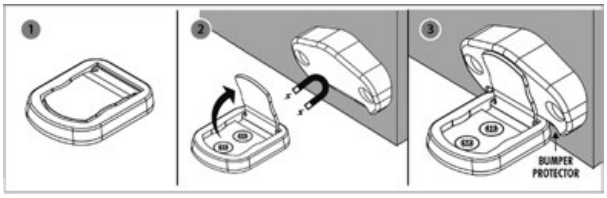

Adjustable magnetic doorstop

Code	Version	Description
38.155.00	**chromed brass**	Standard magnetic resistance 4.1 Kg
38.155.01	**Stainless Steel 316 mirror-polished**	Standard magnetic resistance 4.1 Kg
38.155.10 New	**chromed brass**	GIANT magnetic resistance 7.5 Kg

OSCULATI

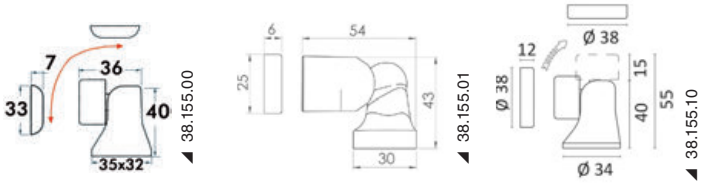

Magnetic doorstop

Made of **brass**, fitted with checking plate.

Code	Ø mm	H mm	Version	Description
38.155.20	40	35	**chromed brass**	Standard - magnetic resistance 4.1 Kg - internal use
38.155.21 New	39	25	**chromed brass**	Giant - magnetic resistance 7.5 Kg - outdoor use

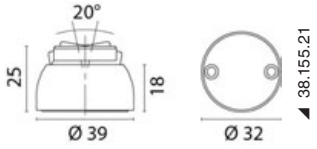

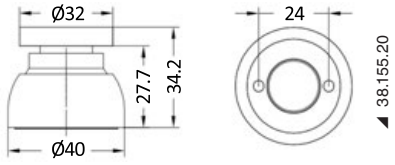

Telescopic magnetic doorstop

Made of **brass**, fitted with checking plate; adjustable from 50 to 82 mm.

Code	Version
38.155.30	**chromed brass**

Video

Doorstop

Made of **chromed brass**, leaf with terminal vibration dampening rubber top.

Code	Base Ø mm	Totallengthmm
38.154.00	40	50

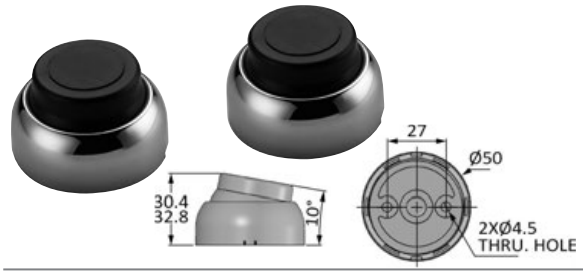

Delux doorstop

EXTRA STRONG MAGNETE

Mirror-polished stainless steel doorstop. Magnet cover made of soft plastic to absorb impacts.
Automatic circular orientation up to 10°.
Sold in pairs (1 couple = 1 piece).

Code	Holding force kg	⟷	
		Ø mm	Thickness mm
38.155.70	6	30+30	30+30



New Door bumpers

Made of chrome-plated brass and rubber for shock absorption

Code	⟷	
	Ø mm	Thickness mm
38.155.25	25	24
38.155.40	40	27

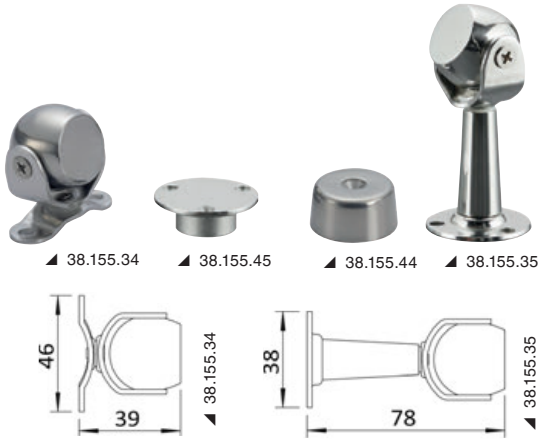

New Pivoting magnetic door stoppers

AISI 316 stainless steel body, mirror-polished.
Tensile force 5 kg

A) Doorstopper without striker	
Code	**Version**
38.155.34	Low
38.155.35	High

B) Striker	
Code	**Version**
38.155.44	External
38.155.45	Built-in

Door-stoppers for sliding doors

Sliding glass/door folding stopper

AISI 316

Made completely of **polished AISI 316 stainless steel**, fitted with stop plate coated with **shock-proof PVC**.

Code	Mounting base mm	Totallengthmm
38.156.00	47x18	74 including movable part

Openable hinges for glass stoppers/sliding door stoppers

AISI 316

Mirror polished AISI 316 stainless steel with anti-vibration plastic coated stopper

Code	⟷ closed mm	⟷ aperto mm
38.156.40	73x30	87x30

Sliding door stopper

It comes out with an easy push. Made in precision cast, mirror polished AISI 316 stainless steel.

Code	⟷ mm
38.157.00	76.3x22.4

Sliding glass/door folding stopper

made in chromed brass

Code	⟷ mm
38.156.20	33x72

Latches

Sliding bolt lock

With special **vibration dampening** device.

Code	Material	⟷ mm
38.177.00	**chromed brass**	85x30

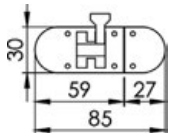

Snap-in locking

AISI 316

made of **mirror polished AISI 316 stainless steel**, fitted with opening handle, ideal for access gangway hatches, for peaks and fridges/iceboxes.

Code	Base mm
38.190.00	48x38

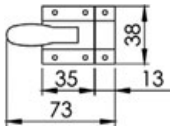

Spring doorstop made of chromed brass

Made of **chromed brass**, designed for rear gangway access hatches.

Code	⟷ mm
38.189.01	120x40x12h

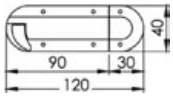

Stainless steel spring doorstops

AISI 316

Made of **polished AISI 316 stainless steel**, suitable for back gangplank access hatches.

Code	⟷ mm
38.189.03	134x53x16h

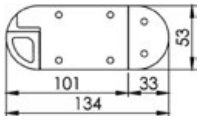

Blocking latches

made of **cast chromed brass**, very sturdy, brass piston.

Code	Length mm
38.188.19	60
38.188.20	90

Sliding bolt lock

Made of **polished stainless steel**, fitted with anti-vibration system, made-ready for lock fitting.

Code	⟷ mm
38.214.00	85x27

New Latch lock

Made of mirror-polished AISI 316 stainless steel

Code	⟷ mm
38.189.06	66x25

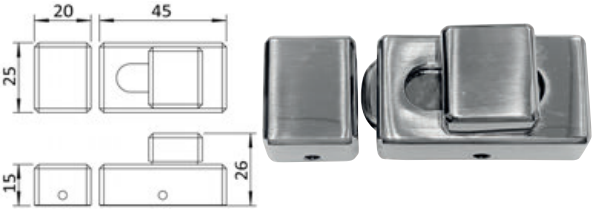

New Swivelling door stopper

Mirror-polished AISI316 stainless steel.
Prevents accidental opening.
When "**closed**", hidden screws.

Code	⟷ mm
38.145.10	58x15

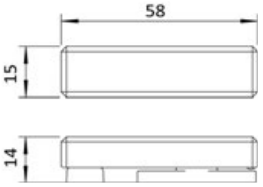

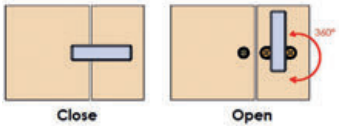

Latches

Spring lock

Code **38.641.00**

Chromed-brass spring lock, "Japan" product. For several uses, fitted with teak seal.

Spring lock



Code **38.642.00**

Spring closure in **black nylon** with seal of the hole in faux wood.

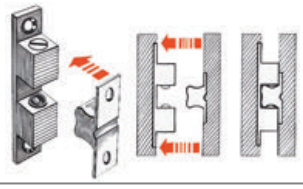

Door stopper pawl

Snap hatches and cabinet door with striker and with two adjustable screw spheres. Made of **chromed brass**.

Code	⟷ mm
38.533.00	49x10

Deluxe doorstop ratchet

Made of chromed brass with stainless steel bearings and springs.

Code	⟷ mm	Material
38.533.44	44x8	Chromed brass
38.533.49	49x8	Chromed brass
38.533.50	49.6x10	Stainless steel

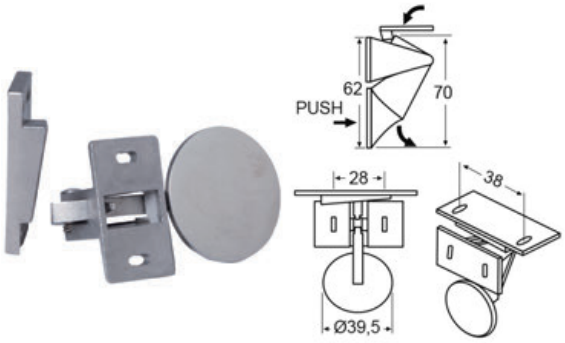

Latch for door's cabinet

AISI 316

It must be installed on the interior side of the door's cabinet. It remains a hole which is closed from the mirror polished side. To open the door, you must push the hole also acting as handle. Counterplate with inclinated tooth for easy installation.

Code	Hole in the door panel Ø mm
38.184.00	28/33

Closure handle for doors

It stays hidden under the door upright. Made of chromed brass.
Made of chromed brass.

Code	⟷ mm
38.191.00	72x30x20

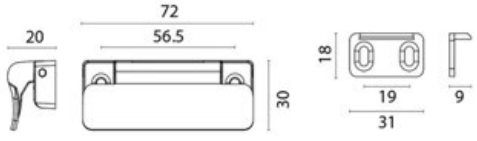

Recess fit lock for doors and drawers

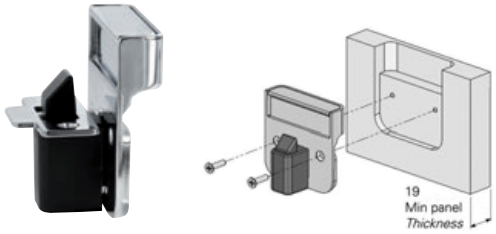

Code **38.192.00**
To be recessed into the woodwork. Made of chromed brass. 19-mm hatch minimum thickness.
Simply press the door to open it.
The closure **is simply by pressure** on the door.

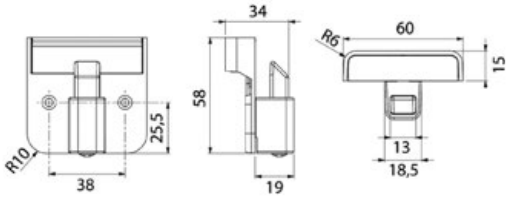

Push-button click

Button latch made of **chromed brass**.

Code	⟷ mm	Knob Ø mm
38.309.20	30x23	25

Latch with pressure opening

Code **38.644.00**

Flush latch made of **chromed brass with pressure opening**. Very elegant and practical.

SUGATSUNE sealed magnetic lock - flat mounting

The magnet is completely sealed in resin and is absolutely stainless. Slim closure, ideal for tight spaces.

Code	Colour	Magnetic force in kgf	⟷ mm	Stainless steel backplate	
				Code	⟷ mm
38.107.43	Black	3	45x17x5.6	38.107.45	49x15
38.107.44	white	3	45x17x5.6	38.107.45	49x15

SUGATSUNE sealed magnetic lock - angle mounting

The magnet is embedded in the resin and is totally stainless.

Code	Colour	Magnetic force in kgf	⟷ mm	Stainless steel backplate	
				Code	⟷ mm
38.107.46	Black	3	50x21x13	38.107.45	49x15
38.107.47	white	3	50x21x13	38.107.45	49x15

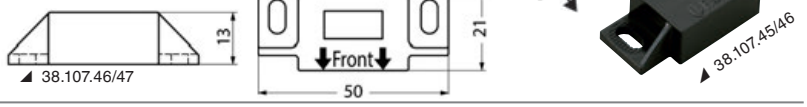

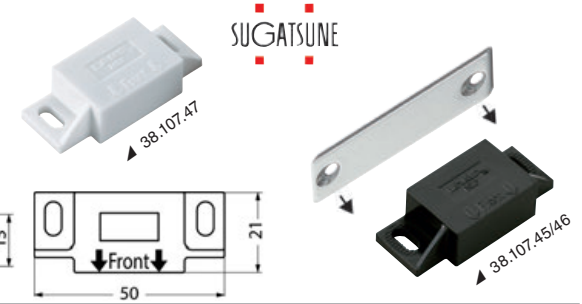

SUGATSUNE snap lever latch

Made of polyamide (PA). For doors without knobs or handles.
Adjustable installation position (± 1.5 mm horizontally or vertically).

Code	Colour	Retaining force N
38.191.10	brown	196
38.191.11	white	196
38.191.12	Black	196

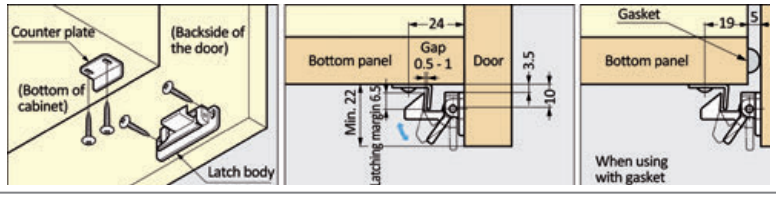

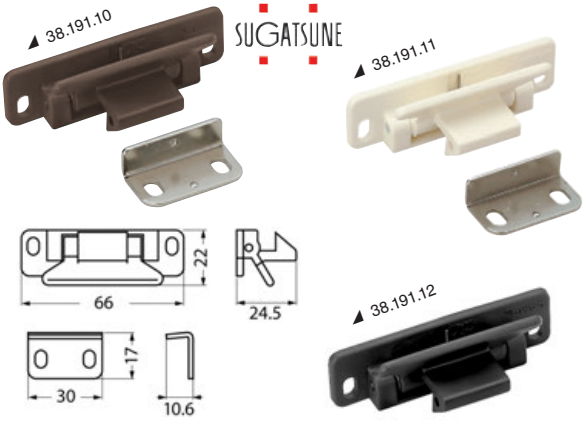

New SUGATSUNE non-magnetic contact latch

ABS body. For doors without knobs or handles.
Non-magnetic.
Latch release travel of about 1.5 mm.

Code	Colour	Retaining force N
38.194.01	Black	29

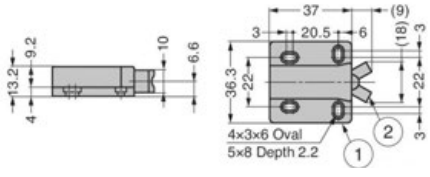

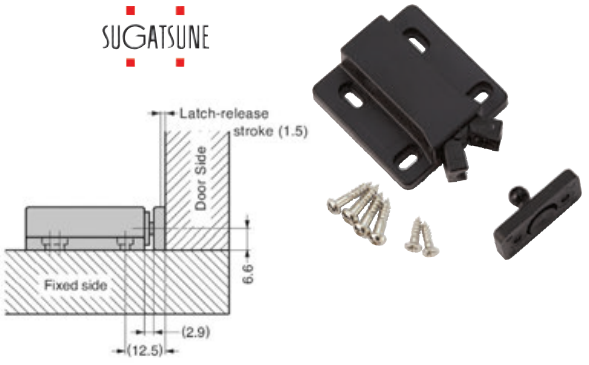

New SUGATSUNE non-magnetic contact latch with floating door stop

ABS body. For doors without knobs or handles.
Floating collision for easy alignment.
Non-magnetic.
Latch release travel of about 3 mm

Code	Colour	Retaining force N
38.199.01	Black	78
38.199.02	white	78

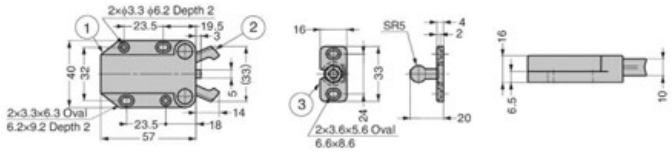



Cabinet door snap lock

Made of **stainless steel and ABS**; it may be opened or closed by lightly tapping on to it from the outside; universal model.

Code	⟷ mm	Thickness mm	ORDER BY BOX
38.107.42	46x27	10	5

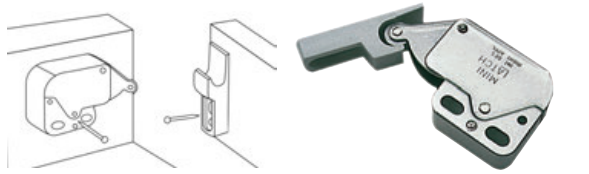

Pushbutton spring locks

OSCULATI

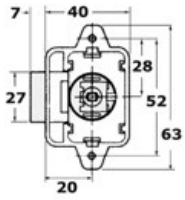

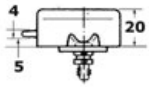

MEDIUM pushbutton spring lock

Push-pull system spring lock for hatches and doors. Fitted with 4 spacers + 1 seal.
Nylon frame and stainless steel springs.

A1 = Round knob with spacer.
B = Rectangular knob.
B1 = Rectangular knob with Spacer.
C = Convex knob.
C1 = Convex knob with Spacer.

Code	Finish	For hatch thickness mm				
		A	A1	B1	C	C1
38.182.50	white	15/18	15/24	16/25	16/19	16/25

SELF-LATCHING pushbutton spring lock

It makes the hatch close by **simply pushing it.**
It works with both a recessed or projecting knob. Pull the knob to open the hatch.
Nylon frame and stainless steel springs.

A1 = Round knob with spacer.
B = Rectangular knob.
B1 = Rectangular knob with Spacer.
C = Convex knob.
C1 = Convex knob with Spacer.

Code	Finish	For hatch thickness mm					
		A	A1	B	B1	C	C1
38.182.40	White	18/24	15/21	20/26	17/23	23/29	20/26

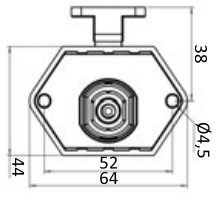

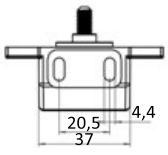

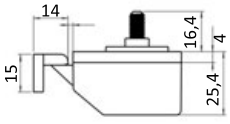

OSCULATI

Knob + ring for spring locks 38.182.40/50/51/54

It comes with a spacer for use on 15/25-mm thick bulkwards.

Code	Type	Finish		Bore Ø mm
		Ring	Push button	
38.182.55*	Round S	Polished AISI316 SS	Polished AISI316 SS	25
38.182.60	Round	Chromed ABS	Chromed ABS	25
38.182.68	Round	Polished AISI316 SS	Satin AISI316 SS	25
38.182.70	Convex	Chromed ABS	Chromed ABS	25
38.182.78	Convex	Polished AISI316 SS	Polished AISI316 SS	25
38.182.80	Rectangular	Chromed ABS	Chromed ABS	25
38.182.88	Rectangular	Polished AISI316 SS	Polished AISI316 SS	25

**S version: superior design and finish. Product made from a CNC-wrought bar.*

Stop for latches 38.182.50/51 and 38.180.01

Electro-polished stainless steel

Code	Version	ORDER BY BOX
38.182.90	Flat	10
38.182.92	Square	10



Push-button click

Made of chromed zamak, fitted with nylon stop. When the knob is inserted aligned, the safety catch is connected and the hatch cannot be opened. Press the knob to push it out and release the safety catch.

Code	Neck Ø mm	Outer Ø mm
38.179.00	31x25	42

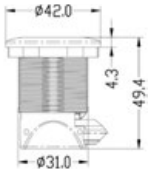

OSCULATI

FLUSH LOCK

Universal closure that remains almost flush with the panel. Suitable for drawers and doors, even heavy ones, as it provides an excellent grip. Made of stainless steel + chrome-plated brass.

RETAIL (1pcs)	BULK (20 pcs)	Panel thickness mm	Finish	Version	Knob mm	Collision	Type
38.179.40	**38.179.40BU**	4 - 27	Polished S.S.	Oval	36x25	Yes	A
38.179.41	**38.179.41BU**	4 - 27	Polished S.S.	Square	35x35	Yes	A
38.179.45*	-	4 - 27	Polished S.S.	Oval	36x25	Yes	A (magnetic)
38.179.50	-	4 - 26	Polished S.S.	Oval	35x27	Yes	B
38.179.51	-	4 - 26	Polished S.S.	Rectangular	36x24	Yes	B

**MAGNETIC version for soft close guide drawers.*

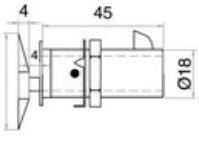

38.179.40/41 (Type A)

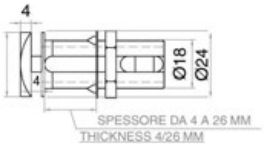

38.179.50/51 (Type B)

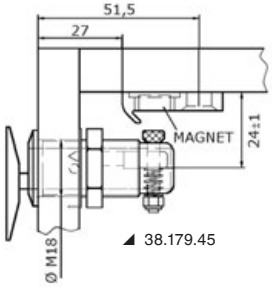

38.179.45

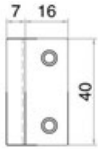



SELF-LATCHING pushbutton spring lock

This pushbutton spring lock allows to close the hatch by **simply pushing it**. Nylon frame with stainless steel springs. Opening by pressing the knob.

Code	Version	For hatch thickness mm	Optional knob
38.182.54	automatic lock	16/22	**38.182.55; 38.182.60; 38.182.68; 38.182.70; 38.182.78; 38.182.80; 38.182.88**

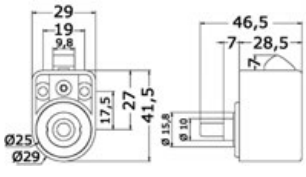

Spring locks

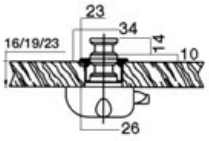

Spring lock for hatches and cabinet doors

Press the push-button to **lock** it and is then **aligned**, press the button to **open** and to release the cabinet doors making a knob grip at the same time; 2-screw mounting click and ring nut from the outside with a hole of Ø size 26 mm; **nylon** casing, **stainless steel** springs.

Code	Version
38.180.01	Simple nylon ratchet
38.180.02	simple nylon ratchet with lateral anti-vibration stoppers

Minimum flange required 5 mm. **Attention: ratchet, only. Knob and ring nut art. 38.181.xx to be ordered separately.**

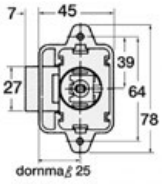

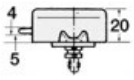

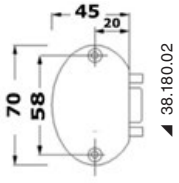

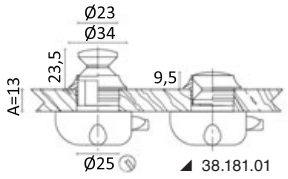

Knob with chromed brass ring

To pair with spring latch 38.180.01/02.

Code	For hatches up to mm
38.181.01	13
38.181.02	16
38.181.03	19
38.181.00	23

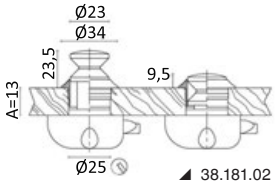

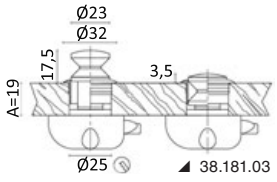

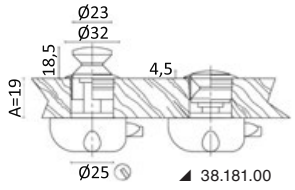

Knob with polished painted brass ring

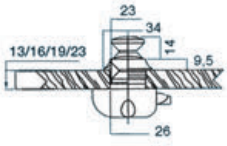

To pair with spring latch 38.180.01/02.

Code	For hatches up to mm
38.181.04	13
38.181.05	16
38.181.06	19
38.181.07	23

Knob with pearl chromed brass ring

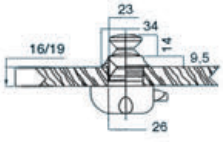

To pair with spring latch 38.180.01/02.

Code	For hatches up to mm
38.181.11	16
38.181.12	19

Knob with chromed brass ring

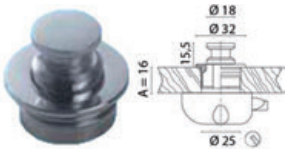

To pair with spring latch 38.180.01/02.

Code	For hatches up to mm
38.181.20	16
38.181.21	19
38.181.22	23

L shape stop plates

for pawl series: 38.180.01/02 and 38.182.01/04.

Code	Material
38.183.05	Chromed brass

Mini push-lock

Classic version

Made of **nylon**, with **brass** button and ring. For 24-mm Ø ring.

Code	Finish	For hatches up to mm
38.182.01	Chromed brass	16
38.182.04	Polished and coated brass	16

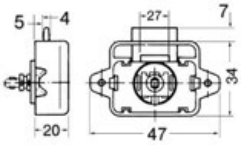



Flat version

Made of **nylon**, with **brass** button and ring. For 26-mm Ø ring.

Code	Finish	For hatches up to mm
38.182.09	Chromed brass	16
38.182.10	Chromed brass	19

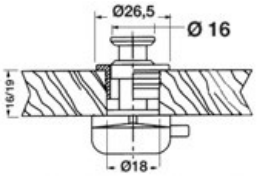

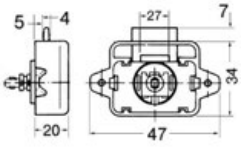

SUGATSUNE latches

Push Knobs for cabinet doors and drawers "Sugatsune Pkl-08"

Compact size, perfect functioning; after closing the cabinet door, press the knob to connect and secure it so that it will not re-open until the knob is pressed and pulled; suitable for thickness of 15 to 30 mm, capacity of 10 kg.

Code	Product	Colour
38.185.01	Lock	white
38.186.01	Knob	Gold
38.186.02	Knob	Chromed

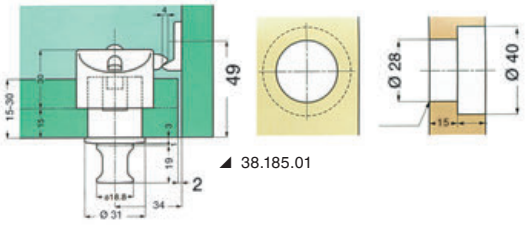

AISI 316 stainless steel built-in locks

Mirror-polished, suitable for doors 16 mm thick minimum. 6 mm handle square.

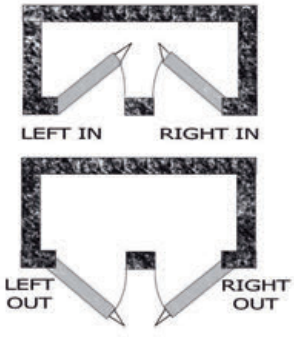

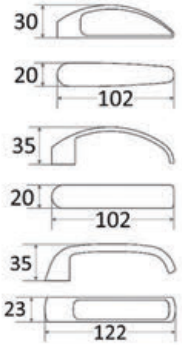

Simple and lockless

Size: 51x45x10,5 mm. For 16/38-mm thick doors.

Code of lock with anti-vibration system	Handle pair with plates	Type of handle
38.129.04	**38.129.07**	SMART
38.129.04	**38.129.08**	CONTEMPORARY
38.129.04	**38.129.09**	LEATHER

◢ 38.129.07 SMART



◢ 38.129.08 CONTEMPORARY

◢ 38.129.09 LEATHER



◢ 38.129.04

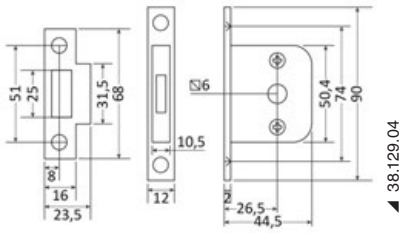

◢ 38.129.04

With internal lock and external emergency lock (for toilets and cabins)

Size: 94x57x11,5 mm. For 16/38 mm thick doors.

Lock code	Version	Handle pair with plates		
		SMART	CONTEMPORARY	LEATHER
38.129.10	Internal left	**38.129.14**	**38.129.16**	**38.129.18**
38.129.10	External right	**38.129.15**	**38.129.17**	**38.129.19**
38.129.11	External left	**38.129.14**	**38.129.16**	**38.129.18**
38.129.11	Internal right	**38.129.15**	**38.129.17**	**38.129.19**

◢ 38.129.11 + 38.129.14 SMART

◢ 38.129.11 + 38.129.14 SMART

◢ 38.129.11 + 38.129.16 CONTEMPORARY

◢ 38.129.11 + 38.129.16 CONTEMPORARY

◢ 38.129.18/19 Leather

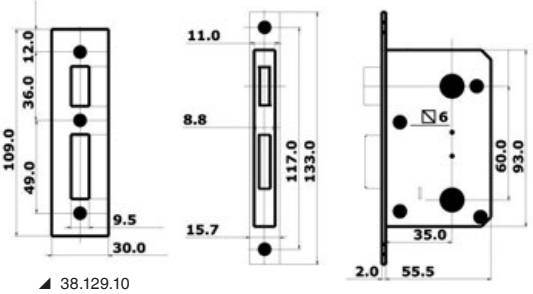

◢ 38.129.10

With Yale external lock, internal block

Size: 94x57x11,5 mm. For 16/38 mm thick doors.

Lock code	Version	Pair of handles with lock and escutcheons		
		SMART	CONTEMPORARY	LEATHER
38.129.30	Internal left	**38.129.34**	**38.129.36**	**38.129.38**
38.129.30	External right	**38.129.35**	**38.129.37**	**38.129.39**
38.129.31	Internal left	**38.129.34**	**38.129.36**	**38.129.38**
38.129.31	External right	**38.129.35**	**38.129.37**	**38.129.39**

◢ SMART

◢ CONTEMPORARY

◢ 38.129.38/39 LEATHER

◢ LEATHER

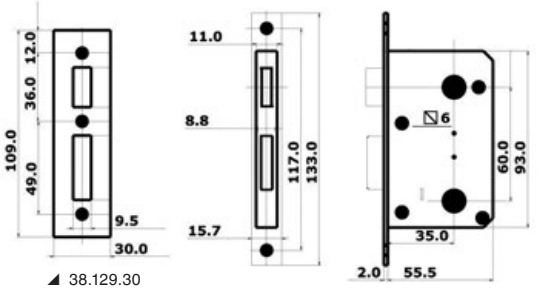

◢ 38.129.30

Magnet-operated locks

MAGNETIC

The locking pawl stays inside the door until this latter reaches its closed position; the magnet (included) in the lock stile attracts the pawl to stop the door.
The magnet makes these locks universal for any kind of door opening direction.
For 19/38-mm thick doors.

Lock code	Version	Handle pair with plates	Type of handle
38.130.00	simple	**38.130.10**	CONTEMPORARY
38.130.02	Right with strike plate	**38.130.20**	CONTEMPORARY
38.130.02	Left with strike plate	**38.130.21**	CONTEMPORARY

38.130.02/20

38.130.00/10

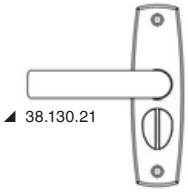
38.130.21

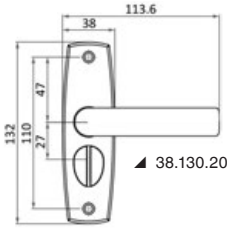

38.130.20

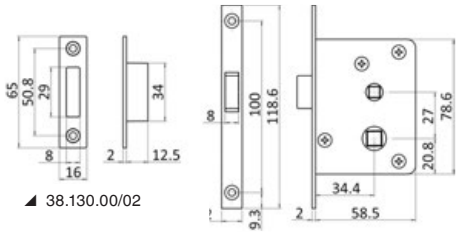

38.130.00/02

For sliding doors with built-in handle. Yale external key, internal lock

With bench hook. For 19/38 mm thick doors.

Code	Description	Casing mm	Thickness mm	Faceplate mm
38.128.20	With flush hooking	140x68	12	200x18
38.128.21	With projecting hooking	140x68	12	200x18

38.128.21 external

inside

38.128.20 external

plates for

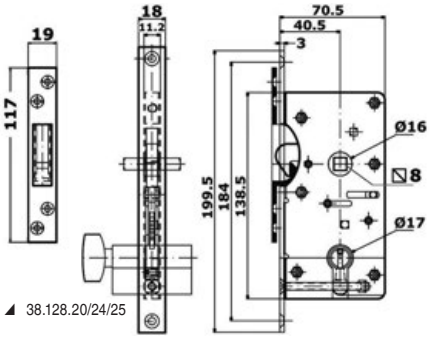

38.128.20/24/25

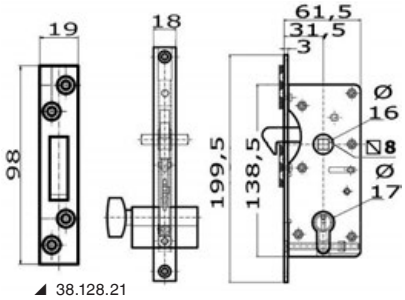

38.128.21

Lock for sliding doors with external handles, Yale external key and internal strike plate

With bench hook. For 19/38-mm thick doors.

Code	Description	Handle	Casing mm	Thickness mm	Faceplate mm
38.128.24	With flush hooking	SMART	140x68	12	200x18
38.128.25	With flush hooking	CONTEMPORARY	140x68	12	200x18

38.128.25 inside view

38.128.24 outside view

AISI316 stainless steel free-standing locks

With knob and Yale external key. Knob lock from inside

Equipped with drawer bench hook. For doors 16/38-mm thick.

Code	Size: mm
38.128.30	90,5x57

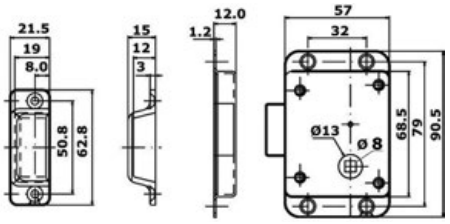





Handleless lock, handle with knob internal lock and Yale external key

Equipped with drawer bench hook. For doors 16/38-mm thick.

Lock code	Version	Size: mm	SMART Handle (pair)	Handle CONTEMPORARY (pair)
38.129.50	Internal right	118.5x57	38.129.55	38.129.57
38.129.51	Internal left	118.5x57	38.129.54	38.129.56
38.129.52	External right	118.5x57	38.129.55	38.129.57
38.129.53	External left	118.5x57	38.129.54	38.129.56

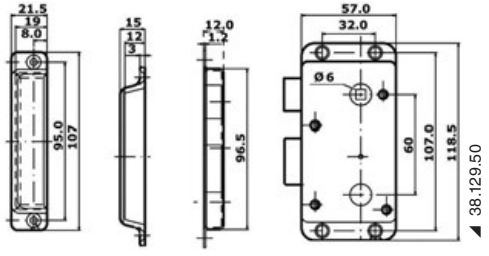

Door locks

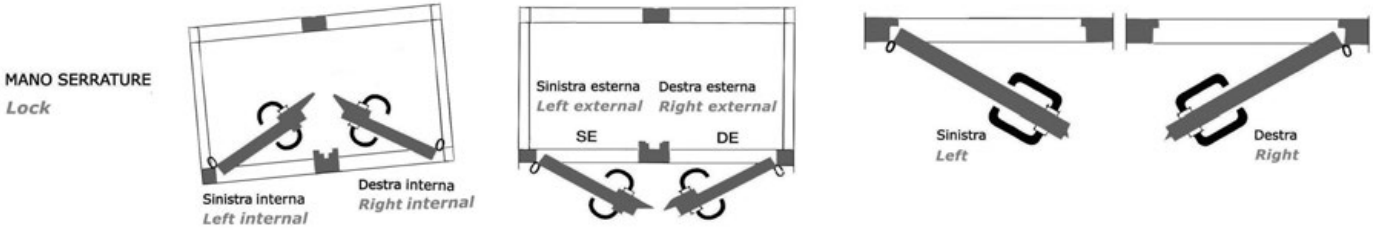



Lock with rim latch

Externally made of **chromed brass**, YALE type with two keys; **brass** mechanism.

Code	Version
38.132.00DX	Right
38.132.00SX	Left

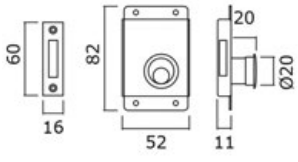



Double-turn lock with rim latch

Made of **chromed brass**, fitted with cylinder key from the outside and internal knob; very practical locking, suitable for doors, fitted with striker.

Code	|⟷| mm	Cylinder neck length mm	Version
38.132.10DX-20	98x58	20	Right
38.132.10DX-25	98x58	25	Right
38.132.10DX-30	98x58	30	Right
38.132.10SX-20	98x58	20	Left
38.132.10SX-25	98x58	25	Left
38.132.10SX-30	98x58	30	Left

Two-turn lock

Version with rim latch made of **chromed brass**, suitable for entrance doors, fitted with external handle and cylinder, internal knurled knob. Very practical and sturdy lock, fitted with striker.

Code	⟷ mm	Cylinder mm	Version	Frame mm
38.132.20DE-20	58x138	20	External right	8
38.132.20SE-20	58x138	20	External left	8
38.132.20SE-35	58x138	35	External left	8

Handles not included.



Lock for W.C. units fitted with locking lever

Made of **chromed brass**; all rust-proof material.

Code	⟷ mm	Frame mm
38.131.50	72x46	8



Antivibration recess fit reversible lock (RIGHT-LEFT)

Made of chromed brass, compact and thin. Handles: all 8mm square models on the catalogue.

Code	Version	Lock mm	Door thickness mm
38.409.70*	simple	68.2x60x13	min 15
38.409.72	With interior locking button and emergency release hole	66x60x9.5	18-23
38.409.73	With interior locking button and emergency release hole	66x60x9.5	24-29

***38.348.12** *Socket required for 8-mm frame handles.*

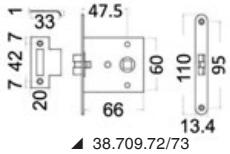

◢ 38.709.72/73

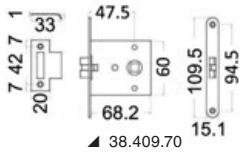

◢ 38.409.70



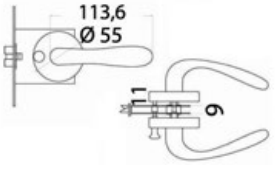

Universal RIGHT/ LEFT lock for sliding doors

Made of chromed brass. Built-in version for 15-mm thick doors. Safety cylinder, internal block and doorstop.

Code	⟷ mm	Door thickness mm
38.132.05	134x80	15

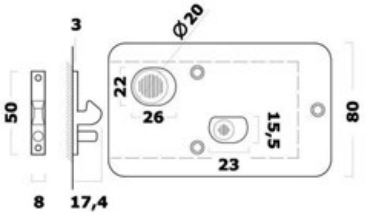

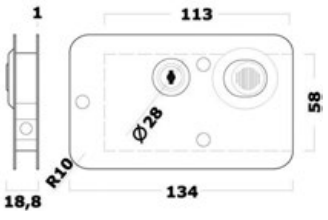

Recess-fit lock for sliding doors

Made of chromed brass, designed for sliding doors with flush handles, suitable for does with minimum thickness of 20 mm.

Code	Version	Plate mm	Faceplate mm
38.132.07	Complete with traditional key lock	158x87	112x15

Recess-fit lock with sliding door stopper

Made of chromed brass, designed for sliding doors with flush handles, suitable for does with minimum thickness of 20 mm.

Code	Version	Plate mm	Faceplate mm
38.132.08	With lock lever and unlock key from other side	158x87	112x15

Recess-fit lock for sliding door with Yale-type key

Made of **chromed brass.**

Code	Version	Thickness mm	Faceplate mm	Complete with two plates mm	Frame mm
38.348.70	Yale lock	15	160x15	198x45	8

any handle and washer on the catalogue, 8-mm square.

Recess-fit lock for sliding door with traditional key

Made of **chromed brass.**

Code	Version	Model	Thick-ness mm	Faceplate mm	Complete with two plates mm	Frame mm
38.348.71	Regular key	With handle	15	140x15	140x70	8

Flush lock

Made of **chromed brass**, designed also for thin doors.

Code	Version	Faceplate mm	Frame mm
38.131.47	anti-vibrating spring latch	110x13.4	8
38.131.46	for sliding doors	110x13.4	8

38.131.48*Pair of 118x36 chromed brass plates with inside latch.*

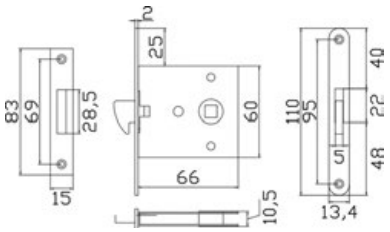

◢ 38.131.46

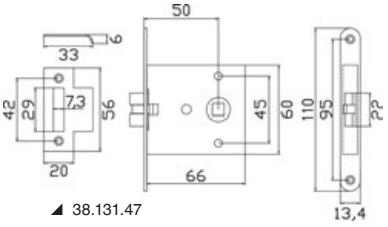

◢ 38.131.47

◢ 38.131.48

◢ 38.131.46

◢ 38.131.47

Stainless Steel sliding door lock

Made of **stainless steel**; fitted with stopper, Yale type cylinder and flat handle, its low depth makes it especially suitable for doors with thin borders.

Code	Faceplate mm	Housing mm	Frame mm	Depth mm	Cylinder length mm
38.132.03	250x25x3	194x43x15	8	43	45

Flush lock with safety cylinder

Made of **chromed brass**. 8-mm plate.

Code	Version	Complete with plates and handle	Faceplate mm	Housing mm
38.134.83DX	right	Fitted with 2 plates and handles	150x15	110x63
38.134.83SX	left	Fitted with 2 plates and handles	150x15	110x63

Lock for W.C. units, fitted with internal locking system

Code	Version	Complete with plates and handle	Faceplate mm	Housing mm
38.347.40DX	right	Fitted with 2 chromed brass plates and handles 84 mm	133x15	93x55
38.347.40SX	left	Fitted with 2 chromed brass plates and handles 84 mm	133x15	93x55

Recess-fit lock

Flush mount, made of **satin finish chromed brass**, fitted with vibration dampening device and safety cylinder.

Code	Version	Complete with plates and handle	Faceplate mm	Frame mm
38.203.50DX	right	fitted with double plate and handle 110 mm	212x22x2	9
38.203.50SX	left	fitted with double plate and handle 110 mm	212x22x2	9
38.203.51DX	right	No*	212x22x2	9
38.203.51SX	left	No*	212x22x2	9

**38.348.12 Socket needed for 9- to 8-mm frame for any handle and washer on our catalogue, 8-mm frame.*

Vibration dampening lock, flush mount, fitted with internal locking system, designed for toilets. External safety locking

Made of **chromed brass**, standard frame and external lock release key.

Code	Version	Complete with plates and handle	Faceplate mm	Frame mm
38.203.71DX	right	No*	212x22	9
38.203.71SX	left	No*	212x22	9

**38.348.12 Socket needed for 9- to 8-mm frame for any handle and washer on our catalogue, 8-mm frame.*

Locks with swivelling lock from one side and key lock release from the other

Chromed brass locks, designed for door thickness 15 mm, fitted with stopper, stainless steel plate set and handle set 84 mm.

Code	Version	Complete with handle	Frame mm	Faceplate mm	Plates mm
38.134.03	left	Yes	8	133x15	133x70
38.134.04	right	Yes	8	133x15	133x70
38.135.03	left	No*	8	133x15	133x70
38.135.04	right	No*	8	133x15	133x70

**Uses any handle and ring from the catalogue, pin 8 mm.*

Locks without key

Chromed brass locks, designed for door thickness 15 mm, fitted with stopper, stainless steel plate set and handle set 84 mm.

Code	Version	Complete with handle	Frame mm	Faceplate mm	Plates mm
38.134.05	left	Yes	8	80x15	80x70
38.134.06	right	Yes	8	80x15	80x70
38.135.05	left	No*	8	80x15	80x70
38.135.06	right	No*	8	80x15	80x70

**Uses any handle and ring from the catalogue, pin 8 mm.*



Lock for W.C. units

made of **chromed brass**, fitted with external application, includes handle with knob and push-sown ring, oval tab with **double** stop, external or wall mounting.

Code	Casing mm
38.227.10	95x57

Kit fitted with over-hanged handle

Made of **chromed brass, chromed nylon and stainless steel**, fitted with internal locking system and recess stop or draw stop, ideal for W.C. units and cabins.

Code	Casing mm
38.177.60	54x44



southco®

New **Flush closure for entrance doors**

100-150 mm increased travel compared to traditional sliding door closures.
The safety lock allows the door to be locked from the inside.
To enable: rotate the key clockwise and pull it out.
Comes with a counterpiece and two keys.

Code	Finish	Version
38.172.01	Stainless steel	Standard
38.172.02	Black	Standard
38.172.03	Aluminium	Standard
38.172.04	white	Standard
38.172.05	Stainless steel	Waterproof

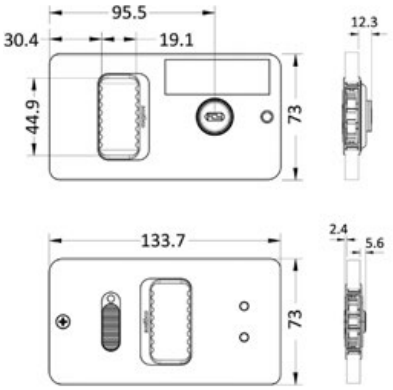

Door handles with universal square pin

Classic handles

Code	Complete with rosettes	Type	⟷ mm	Material	Frame mm
38.395.00	no	Oval M	26x51	Chromed brass	8
38.340.50	no	Style	40x32	Anodised aluminum	8
38.348.50	no	Classic	80x35	Chromed brass	8
38.348.46	no	Kata	113	Chromed brass	8
38.348.47	no	Kata II	85	Chromed brass	8
38.348.48	no	Spoon	82	Chromed brass	8
38.348.60	Yes	Guerini	133	Chromed brass	8

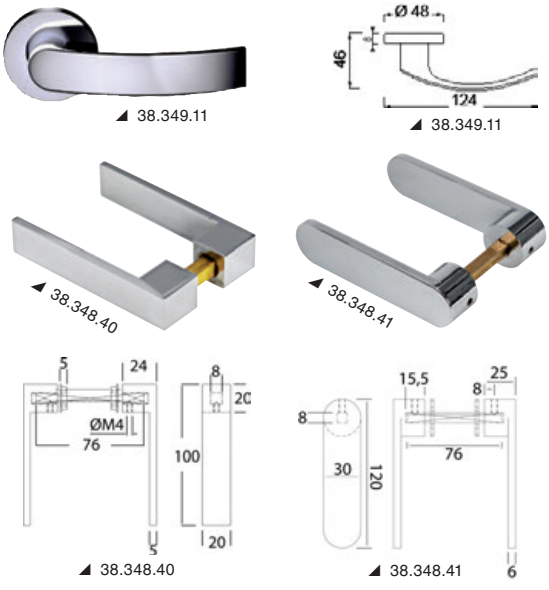

Handles

Code	Complete with rosettes	Type	⟷ mm	Material	Frame mm
38.349.11	Yes	Slim	124	Chromed brass	8
38.348.40	Yes	Nauta S	100	Polished AISI 316 SS	8
38.348.41	Yes	Nauta R	120	Polished AISI 316 SS	8
38.348.56	Yes	Square	110	Chromed brass	8

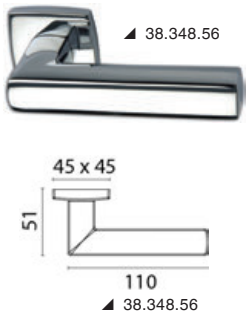

Door handles and accessories

Rosettes for locks

Chromed brass. Sold in pairs.

Code	Ø mm	Version
38.348.10	28x53	Round hole
38.348.11	45	Round hole

38.348.11

New

Cam latch for stern door

Code **38.356.01**

Suitable for applications that require quick access without locking, such as compartment doors, fly bridges, or refrigerators.
Made of stainless steel AISI 316 with electro-polished finish, corrosion resistance.
Features:
- No access restriction.
- Opening to the right or left, outward or inward.
- Latch stay provided: push-button handle.
- Handle provided: standard handle.

southco

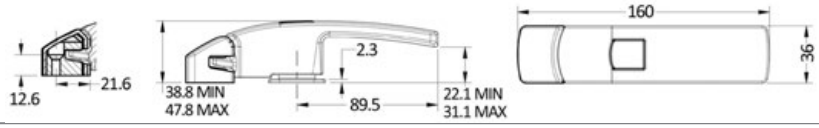

Sliding door accessories

Nickel-plated brass rail and carriage slide for sliding doors

Made of **nickel-plated brass**, designed for mounting on the lower part of the door; sold by 2-meter bars.

Code	Product	⟷ mm	Notes
38.342.80	Tracks	30x12x2000	-
38.342.90	Trolley	64x37	Ø wheel 30 mm

Stainless steel rail and carriage slide for sliding doors

Code	Part	Description	⟷ mm	Mounting
38.342.20	upper	stainless steel rail	45x14x2000	on the upper part of the door
38.342.30	upper	Sliding traveller with self-lubricating plastic wheels	support 60x70	each door needs two travellers
38.342.60	lower	stainless steel rail	12x11x2000	on the lower part of the door
38.342.70	lower	car with wheel	38x15	each door needs two travellers

Sold in 2-meter bars.

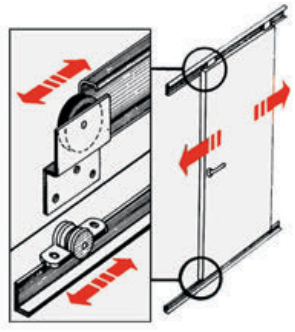

Shelves

Code **38.026.00**
Made of **stainless steel**, designed for cabin tables; model fitted with two hooks an two hook supports; pressed pieces, very sturdy.

New

Talon sliding entrance door lock

Latch for doors intended for internal or external applications. Mechanisms with positive latch keeping the doors closed even in the most extreme conditions.
Features:
- No access restriction.
- Opening to the right, outward.
- Type of bolt: short.

Code	Material	Finish	Colour	Minimum grip	Maximum grip
38.343.01	Aluminium alloy	Natural	Black	20,5 mm	23 mm

southco

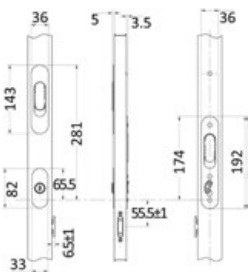

Coat hangers and accessories

Coat hanger with 3 swivelling hooks

Code	Version	Plate mm
38.162.00	Polished brass	73x36
38.162.01	Chromed brass	73x36

Coat hanger with 4 swivelling hooks

Code	Version	Plate mm
38.205.00	Polished brass	81x39
38.205.01	Chromed brass	81x39

Coat hanger made of cast polished AISI 316 stainless steel

AISI 316



Code	Base mm	Thickness mm
38.313.00	38x53	90 (max)

Foldaway coat hangers

Stainless steel spring.

Code	Version	⟷ mm
38.104.01	Chromed brass	75x25
38.104.02	Polished brass	75x25

Coat hanger

Made of **polished stainless steel**.

Code	Base mm	Overhang mm
38.031.31	40x26	70

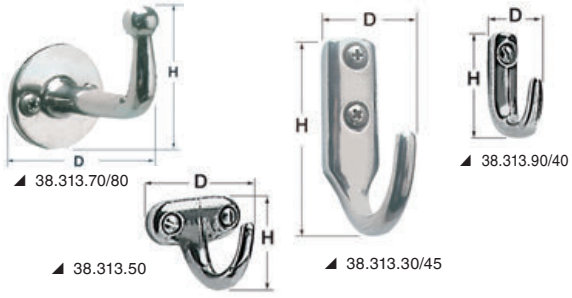

AISI316 stainless steel cast hook

made of **cast polished stainless steel**.

Code	D mm	H mm
38.313.50	25	25
38.313.90	22	30
38.313.40	29	32
38.313.30	25	41
38.313.45	33	53
38.313.70	47	27
38.313.80	66	36

Coat hook

AISI 316

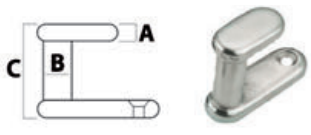

Made of polished **AISI 316 stainless steel**.

Code	A mm	B mm	C mm
38.031.29	5.7	9.2	30

Double-screw cast hook

AISI 316

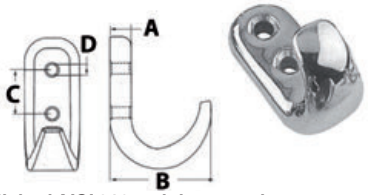

Made of cast **mirror polished AISI 316 stainless steel**.

Code	A mm	B mm	C mm	D mm	ORDER BY BOX
38.301.09	6.5	31	10	3.6	10

Multipurpose hook

Made of **polished stainless steel**.

Code	Length mm
38.102.10	55

Plate with ring

AISI 316

Made of **AISI 316 stainless steel**.

Code	Base mm	Overhang mm	ORDER BY BOX
38.301.11	27x30	19	10

Compact cast hook

AISI 316

Made of cast mirror polished **AISI 316 stainless steel**.

Code	Base mm	Overhang mm	ORDER BY BOX
38.301.10	23x23	20	10

Single-screw hook



Made of polished **AISI 316 stainless steel**.

Code	⟷ AxBxC mm
38.301.08	15x5.7x35.8

High-resistance single-screw hook

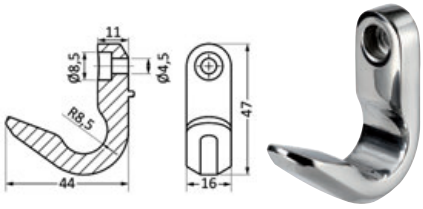

Mirror-polished **AISI316 stainless steel**.

Code	⟷ mm
38.301.14	47x16x44

High-resistance hook with hidden screws

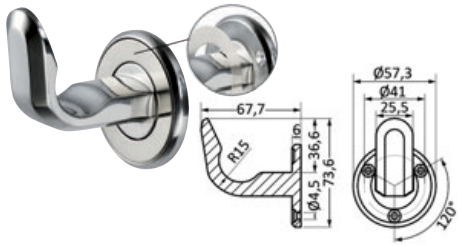

Mirror-polished **AISI316 stainless steel**. The **screws** are **hidden by a self-adhesive bezel** made of polished AISI316 stainless steel .

Code	⟷ mm
38.301.15	73.6x67.7x57.3

Multipurpose hook

Made of **chromed brass**.

Code	⟷ mm
38.178.00	43x13x14

Chromed cast hook

Made of **chromed brass**.

Code	⟷ mm
38.102.20	45x33

Moulded stainless steel hook

Made of **polished stainless steel**, designed for wall mounting.

Code	Length mm	Base mm
38.320.00	40	32x15
38.320.01	60	43x20

Ceiling hooks

Made of **polished stainless steel**.

Code	Length mm	Base mm
38.321.00	33	32x15
38.321.01	45	43x20

Pressed hooks

Made of **stainless steel**.

Code	⟷ mm	Base mm
38.102.05	32x24	32x13

Coat hook

Made of **nylon**.

Code	⟷ mm	Base mm
38.105.65	55x24	24x35

SUGATSUNE slide

Made of **stainless steel**, on sphere for drawers; perfect sliding, heavy duty; two extension parts (3/4 opening). Fitted with limit switch friction to hold the drawer in open position.

Code	Slide length mm	Sliding length mm	A mm	B mm	C mm	D mm	E mm	F mm	Capacity kg
38.272.12	304	300	155	255	98	137	247	260	24
38.272.14	350	347	225	310	-	-	290	310	23
38.272.16	397	397	265	357	-	-	358	378	21

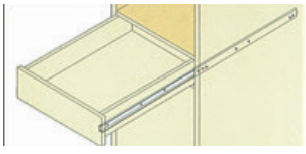

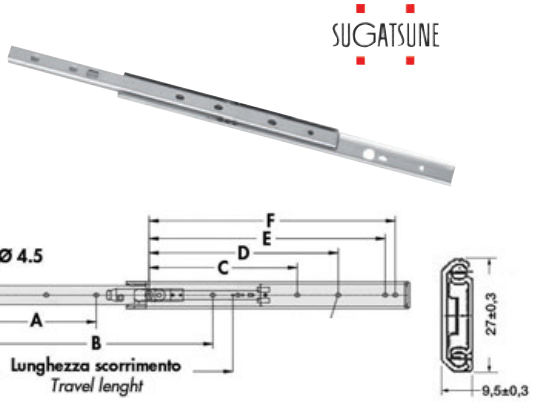

SUGATSUNE soft-close drawer slide

Stainless steel ball bearing slide. **Total** extension (3 steps).
Soft **automatic** closing: it closes automatically when it reaches 20 or 35 mm from the end of its stoke (series 300/350 mm and series 400/500 mm, respectively).
The drawer can be **removed** from its slides.

Code	length		Load capacity kgf per pair
	stroke A mm	Guide B mm	
38.273.12	275	300	20
38.273.14	353	350	25
38.273.16	404	400	25
38.273.18	455	450	30
38.273.20	505	500	35

Sold in pairs.

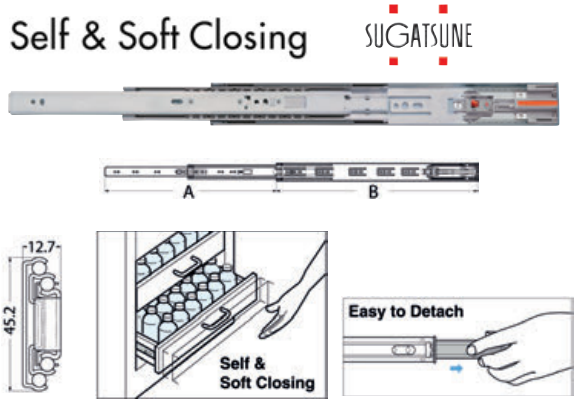

Padlocks

Sicurbolt antitheft device for outboard engines

Made of mirror-polished AISI 316 stainless steel. To be mounted onto one of the outboard engine fastening bolts.

Code	⟷ mm
38.175.20	Ø48x61

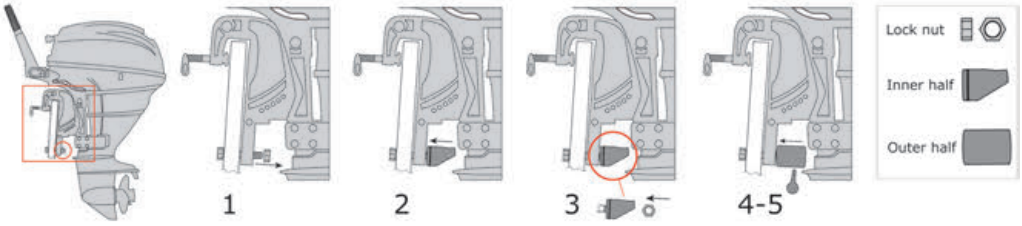

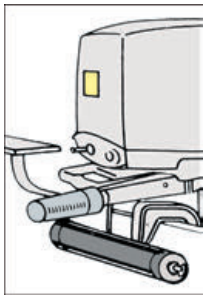

SECURE LOCK antitheft device for outboard engines

Locks the butterfly nut: So the engine cannot plunge into the water; prevents the outboard engine from been stolen, as it the Secure Lock must be broken. Made of **anodized aluminium** pipe thickness 4 mm (very sturdy); **brass and stainless steel** lock with two keys. Tough sturdy look discourages thieves; compact model with in **stainless steel** end-pieces and inner pipe made of anti-rattle foam

Code	For engines
38.175.10	up to 25 HP
38.175.11	over 25 HP ad for all Mercury engines

Antitheft device made of stainless steel for outboard engines

It locks the wing nuts and is equipped with **marine** padlock with chromed-brass body, **stainless steel arc and springs**, water **self-draining** system.

Code	Length mm	Recommended for engines up to HP
38.176.10	230	25
38.176.11	280	over 25

Padlock fitted with Abloy safety key

Chromed brass body, fitted with **stainless steel** shackle.

Code	⟷ mm	A mm
38.021.25	25	19
38.021.30	30	20
38.021.40	40	26
38.021.50	50	31
38.021.60	60	38

Set of 4 marine padlocks with the same ABLOY safety key

Four padlocks in display blister with four identical keys. Chromed brass body and stainless steel arc.

Code	⟷ mm	A mm
38.022.34	30	20

Special marine padlocks

made of **marine bronze and stainless steel shackle**, sold in single boxes.

Code	Arc mm
38.024.30	30
38.024.40	40
38.024.50	50

Heavy duty burglar-proof locks with Fisher key

AISI 304

Body and shackle made of AISI304 stainless steel, locking mechanism made of chromed brass.

Code	Arc mm
38.025.30	30
38.025.40	40
38.025.50	50

Rapid Lock system — **39.840.xx**

Fasten.
Release.
Relax.

Quick Release | AISI316 | Flush Design | Dyneema ring



U-bolts

OSCULATI

Rapid Lock system for fenders and bimini tops

AISI 316 | FLUSH

Quick coupling/release system for fast fastening of fenders, Bimini tops, etc.
Made of AISI316 stainless steel. When not in use, the recess base is flush with the surface.
Fitted with Dyneema ring for fastening to the fender/Bimini top.

◢ 39.840.01

◢ 39.840.00

◢ 39.840.10

◢ 39.840.61

◢ 39.840.60

Polished SS version	Black SS version	Description	⟷ mm
39.840.00	39.840.60	Base Rapid Lock	Ø 33x53 h
39.840.01	39.840.61	Removable part	Ø 39x30 h
39.840.10	39.840.10	Loop ring grey Dyneema	Ø 7

◢ 39.840.60/61

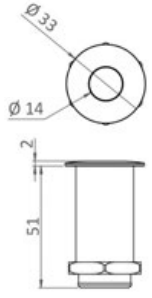

◢ 39.840.00/60

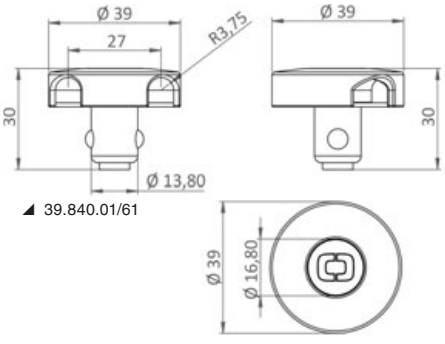

◢ 39.840.01/61

OSCULATI

U-bolt with two plates

AISI 316 | Made of **stainless steel**.

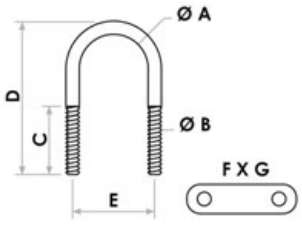

Code	Length D mm	Plates FxG mm	Thread Length C mm	Ø round A mm	Thread Diameter B mm	Centre-to-centre E mm	ORDER BY BOX
39.125.07	80	50x15	39	7	5	35	5
39.125.06	90	50x15	45	8	6	35	5
39.125.01	105	55x15	60	10	8	35	5
39.125.02	105	55x15	60	10	8	35	5
39.125.03	110	63x15	65	10	8	45	5
39.125.04	110	63x15	64	10	8	45	5
39.125.00	135	70x20	75	12	10	55	5
39.125.05	155	100x25	92	14	12	65	5

De Luxe U-bolt for conic fittings.

AISI 304

Made of **mirror-polished stainless steel**.

Code	D mm	L1 mm	L2 mm	L3 mm	B mm	C mm	Breaking load kg
39.127.01	9.5	100	63	27.5	26.1	35.7	7826
39.127.02	9.5	120	83	27.5	26.1	35.7	7826
39.127.03	9.5	110	63.5	35	26.1	35.7	7826
39.127.05	12.5	122	76	34	34	46	9000
39.127.06	12.5	136	90	34	34	46	9000
39.127.10	12.5	166	120	34	34	46	9000
39.127.07	12.5	131	76.2	41	34	46	9000
39.127.09	15.8	167	91	50	45	58	11000
39.127.14	15.8	207	130	50	47.5	60	11000

U bolt made with rod

Made of **AISI304 stainless steel**.

Code	A mm	B mm	C mm	D mm	E mm	M mm	ORDER BY BOX	Breaking load kg
39.126.01	45	12	30	30	60	M4	10	1100
39.126.02	50	13	40	36	80	M5	10	1900
39.126.03	50	15	40	36	90	M6	10	2700
39.126.04	50	15	40	36	80	M8	10	4000
39.126.05	70	20	55	52	90	M10	10	6600
39.126.06	83	23	65	62	150	M12	-	11000

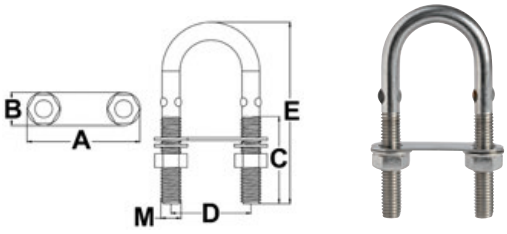

U-bolt with self-gripping safety nut

AISI 316

Made of **stainless steel**.

Code	D1	L1 mm	L mm	D mm	A mm
39.123.01	M8	60	100	10	40
39.123.02	M10	48	100	12	40
39.123.03	M12	58	120	14	50

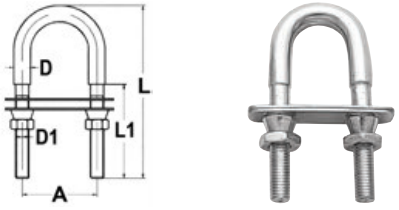

Eyebolts and rings

Towing/hoisting rings

AISI 316

Made of mirror polished AISI316 stainless steel.

Code	A mm	B mm	C mm	D Ø mm	Fixing with
39.200.01	38	35	15.6	21	2 x 5-mm studs
39.200.02	50	45	19.7	30	2 x 8-mm studs

Pulling/holding ring

Made of **chromed bronze**.

Code	Pin mm	
39.119.00	10x90	210

Pulling/holding ring

Made of **chromed bronze**, fitted with two studs.

Code	base mm
39.118.00	100x43

Bow or stern ring, made of polished stainless steel AISI 316

Code	Stud from mm	Working load kg
39.116.00	10	1100



Stainless steel spring-locking ring

Code **39.147.00**

Designed as hook for water-ski line haul, dinghies or small boats; sturdy and practical.

Multi-purpose ring

AISI 316 stainless steel.

Code	Base mm	Overhang mm
39.301.07	30x27	28

Double eyebolt for dinghy stern mounting

Code	Material	Ø pin mm	Length mm	Ø round ring mm
39.170.91	SS	8	60	8
39.170.92	SS	10	80	10

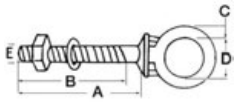

Eyebolts

Made of mirror polished **AISI 316 stainless steel** press-forged without welded parts; maximum sturdiness and reliability.

Code	E mm	A mm	B mm	C mm	D mm	ORDER BY BOX
39.181.01	6	40	34	5	12	10
39.181.02	6	60	54	5	12	10
39.181.04	8	100	90	6	14	10
39.181.05	10	100	88	8	16	10
39.181.06	12	120	105	10	18	10

Eyebolts

Made of press-forged **AISI 316 stainless steel**, very sturdy and practical.

Code	Pin	Length subbase mm
39.182.01	6 MA	60
39.182.02	8 MA	80

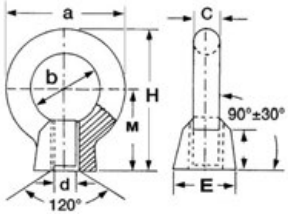

Threaded eyebolts

Made of mirror-polished **AISI 316 stainless steel**, with thread.

Code	a mm	b mm	c mm	E mm	M mm	H mm	Thread d mm	g
39.306.06	26	16	5	13	13	28.3	M 6	45
39.306.08	32.6	20	6.3	16	17	33.3	M 8	80
39.306.10	41	25	8	20	21	41.5	M 10	150
39.306.12	50	30	10	25	26	51	M 12	220

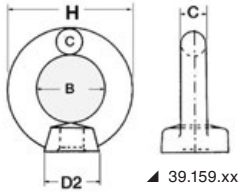

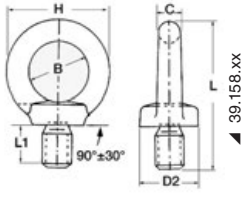

Eyebolt

With cast AISI316 stainless steel eye.

Female	Male	Breaking load kg	Thread C mm	B mm	H mm	L mm	L1 mm	D2 mm	ORDER BY BOX
39.159.06	**39.158.06**	1300	M 6	16	28	41	13	17	10
39.159.08	**39.158.08**	1450	M 8	20	36	48	13	20	10
39.159.10	**39.158.10**	2000	M 10	25	45	62	17	25	10
39.159.12	**39.158.12**	2800	M 12	30	54	75	21	30	10
39.159.16	**39.158.16**	5850	M 16	35	63	90	27	35	10

Swivel ring with pin

Made of **chromed brass**.

Code	Ø pin mm	Ring Ø mm
39.170.61	1/2	50

Swivel ring with stainless steel pin

Made of **stainless steel**.

Code	Ø mm	Length underhead mm
39.170.62	10	55

Swivelling ring

Made completely with **chromed bronze**.

Code	Ring Ø mm	Plate mm
39.170.70	35	40x30

Ring with screws

Made of **chromed bronze**, very sturdy.

Code	⟷ mm
39.580.00	50x30x25

Rings for mounting fenders or for general use

Made of **polished AISI 316 stainless steel**.

Code	Eye Ø mm	Base mm	Height mm
39.167.01	13	32x26	24
39.167.02	22	46x38	38

2-hole plate with U-bolt

Made of **polished stainless steel**.

Code	Ø mm	A mm	B mm	C mm	ORDER BY BOX
39.323.01	5	20.5	33	4.5	10
39.323.02	6	25.5	40	4.5	10
39.323.03	8	31	50	5.5	5

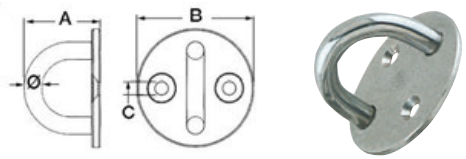

Plate with U-bolt and stud

Made of **polished stainless steel**.

Code	Ø mm	A mm	B mm	Thread mm	ORDER BY BOX
39.325.01	5	32	20	M6	10
39.325.02	6	40	22	M8	5
39.325.03	8	50	26	M10	5

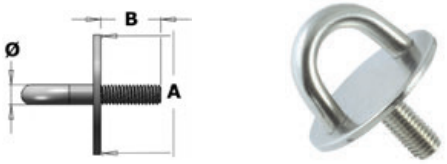

Round plate hooks

Made of **polished stainless steel**.

Code	Ø mm	A mm	B mm	C mm	ORDER BY BOX
39.324.01	5	33	8.5	4.5	10
39.324.02	6	40	12.5	4.5	10
39.324.03	8	50	14.5	5.5	5

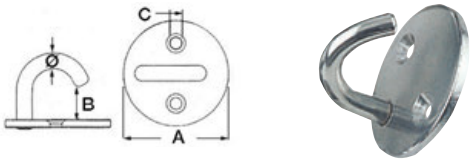

Rectangular plates fitted with ring

Made of **stainless steel**.

Code	D mm	A mm	B mm	H mm	W mm	g
39.320.05	5	30	35	19	14	29
39.320.06	6	35	40	26	18	40
39.320.08	8	40	50	33	20	70
39.320.10	10	48	60	40	25	100

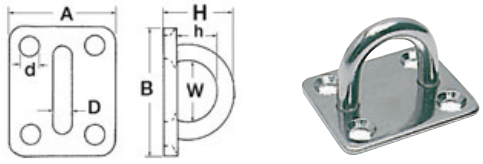

Extra-strong precision-cast eyebolt

Made of investment cast mirror polished **AISI 316 stainless steel**, fitted with 4 screws; used as strength point in deck or for heavy-duty use.

Code	Length mm	Width mm	Eye mm
39.168.40	79	49	20x10
39.169.40	88	55	28x12

Precision-cast eyebolt

Made of investment cast mirror polished **AISI 316 stainless steel**, fitted with 2 screws.

Code	Length mm	Eye Ø mm	g
39.168.41	75	16	60
39.169.41	90	20	110

Plate bridge rings

Made of **stainless steel**, fitted with 4 holes.

Code	D mm	A mm	B mm	H mm	W mm	g
39.132.05	5	37	59	22	11	32
39.132.06	6	40	64	26	15	44
39.132.08	8	50	80	33	18	77

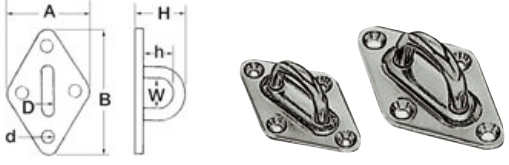

Semi-recessed eyebolts

Code **39.169.00**

Made of AISI 316 stainless steel. Semi-recessed version for better sliding of the line.

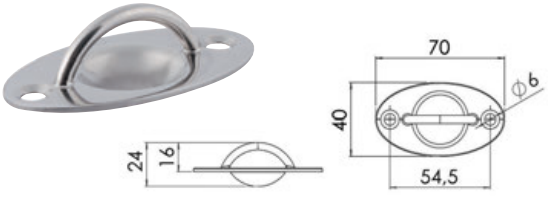

Pad-Eye foldable rings

OSCULATI

FLUSH DECK power point

AISI 316

High-resistance power point suitable to fasten rafts, inflatables, etc. on deck or platforms. or to fasten lifelines or other on sail boats. Mirror polished AISI 316 stainless steel.

Code	A mm	B mm	C mm	Breaking load kg
39.865.00	70	60	21	1100

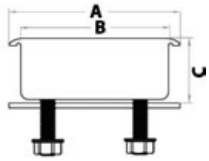

Electro-polished foldable half-rings

Very thick (2.85 mm) stainless steel plate and counterplate (1.42 mm).

Code	Base mm	Ring section mm	⟷ anello mm
39.868.06	58x50	6	51x39
39.868.08	58x50	8	56x43

◢ 39.866.80/81

◢ 39.866.85

◢ 39.866.86/87/88

Foldable stainless steel rings

AISI 316

Also designed as strength points; **AISI 316** stainless steel base, excellent corrosion resistance, it can bear heavy loads, vibration-dampening **rubber** washers.

Code	Breaking load kg	Base mm
39.866.80	1500	with 3 holes 48x49
39.866.81	2200	with 3 holes 65x64
39.866.85	1500	Depresses bollard, 48x49
39.866.86	900	with 4 holes 45x45 mm
39.866.87	1500	with 4 holes 51x5 mm
39.866.88	3000	with 4 holes 76x76 mm

OSCULATI

◢ 39.870.00

◢ 39.870.01/02/03

◢ 39.871.01/02/03

◢ 39.871.01/02/03

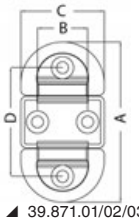

◢ 39.871.01/02/03

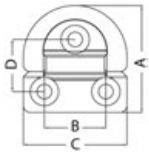

◢ 39.870.01/02/03

Folding pad eyes with HR forged eye

AISI 316

FORGE RING

Mirror-polished pad eyes with full forge eye for maximum mechanical strength. Fitted with anti-vibration rubber. It comes in a recyclable display package showing breaking load values. Same centre distance as Wichard having similar dimensions.

Code	Type	⟷ mm				Ø ring section mm	Ø screws mm	Breaking load kg
		A	B	C	D			
39.870.00	Single, small, 2 bores	46	-	45	23	6	6	1800
39.870.01	Single, small	47	27	45	25	6	6	2200
39.870.02	Single, medium	61	35	59	30	8	6	4000
39.870.03	Single, large	77	46	75	40	10	6	7000
39.871.01	Double, small	87	27	45	60	6	6	3600
39.871.02	Double, medium	99	35	59	60	8	6	6800
39.871.03	Double, large	126	45	75	79	10	6	12000

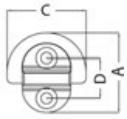

◢ 39.870.00

OSCULATI

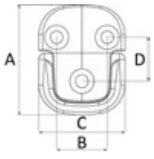

Square pad eyes with HR folding forged eye

AISI 316

FORGE RING

Mirror-polished square pad eyes with full forge eye for maximum mechanical strength. Fitted with anti-vibration rubber. It comes in a recyclable display package showing breaking load values. Same centre distance as Wichard having similar dimensions.

Code	Type	⟷ mm				Ø ring section mm	Breaking load kg
		A	B	C	D		
39.873.01	Square Small	57	27	45	23	6	2700
39.873.02	Square Medium	75	35	60	30	8	5100

Folding pad-eye and plate, two bores

Made of high strength polished **stainless steel** (17-PH4).

Code	Base mm	Ø ring section mm	Breaking load kg
39.869.01	28x54	6.8	1500
39.869.02	45x66	9.2	2200

Folding pad-eye and plate

Fitted with forged polished AISI 304 steel supports.

Code	Base mm	Ø ring section mm
39.868.01	28x12	3
39.868.02	51x32	6
39.868.03	68x38	8

Jumpers

Stainless steel flush-mount eye bridge

Made of **stainless steel**, forged and polished.

Code	D mm	L1 mm	H mm	A1 mm	ORDER BY BOX
39.322.04	4	42	15	32	10
39.322.05	5	50	18	37	10
39.322.06	6	61	22	46	20
39.322.08	8	67	25	49	20
39.322.10	10	84	28	61	10
39.321.00*	5	48	15	35	10

* *Microcast model*

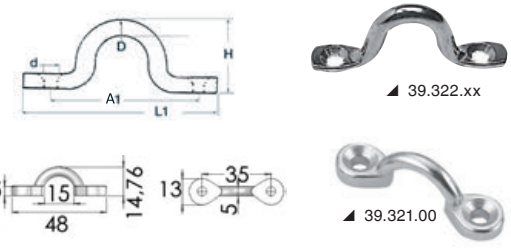

Forged eye bridges with central rib

Made of **stainless steel** plate.

Code	A1 mm	A2 mm	L mm	Holes Ø mm	ORDER BY BOX
39.176.74	28	11	12	4	10
39.176.75	34	15	14	5	10
39.176.76	44	20	19	5	10
39.176.77	63	28	28	5	10
39.176.78	67	32	33	6	10

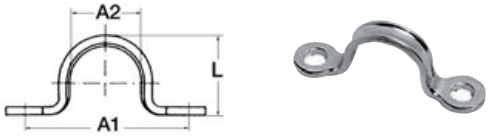

Stainless steel plate eye bridge

Made of **polished AISI 316 stainless steel** plate.

Code	A mm	H mm	C mm	Plate thickness mm	ORDER BY BOX
39.319.01	43	11	11	1.2	10
39.319.00	47	14	11	1.2	10

Eye bridges with flat base

Made of polished **stainless steel**.

Code	D mm	A mm	B mm	B2	H mm	W mm	ORDER BY BOX
39.002.00	5	16	45	38	20	15	10
39.003.00	6	20	60	46	25	16	10
39.004.00	8	26	80	55	32	20	10
39.005.00	10	36	100	73	35	22	10

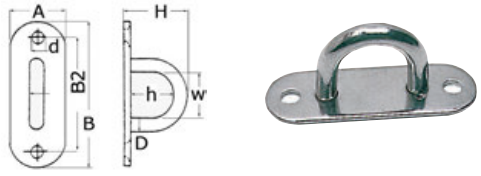

Stainless steel Rings, Triangles and D-Rings

Round ring

Code	D mm	H mm	ORDER BY BOX
39.595.00	4	20	10
39.597.00	5	30	10
39.597.01	5	25	10
39.597.02	5	35	10
39.597.05	6	30	10
39.598.00	6	40	10
39.598.01	6	50	10

Code	D mm	H mm	ORDER BY BOX
39.598.02	6	60	5
39.595.99	8	40	5
39.596.00	8	50	5
39.596.01	8	60	5
39.596.03	10	60	-
39.596.05	10	80	-

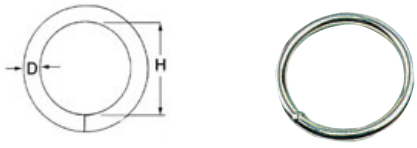

D-Ring

Code	D mm	L mm	H mm	ORDER BY BOX
39.599.20	5	25	22	10
39.599.30	6	30	27	10
39.599.40	6	40	37	10
39.599.50	6	50	47	10
39.599.80	8	50	47	10

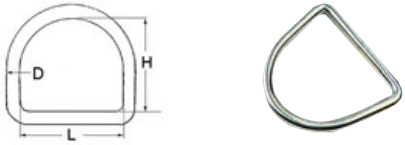

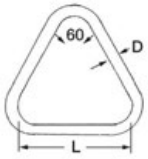

Triangle for sail ties

Code	D mm	L mm	ORDER BY BOX
39.599.99	4	20	10
39.600.00	5	30	10
39.600.01	5	45	10
39.600.02	6	50	-
39.600.03	8	50	-

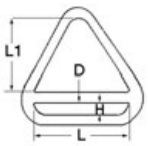

Triangle with bar for sail ties

Code	D mm	L mm	H mm	L1 mm	ORDER BY BOX
39.601.01	5	45	5.5	40	5
39.601.02	6	50	7	45	5
39.601.03	8	50	8	45	5

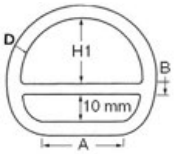

Semi-circle with bar for sail ties

Code	D mm	A mm	B mm	H1 mm
39.602.01	5	45	10	25
39.602.02	6	50	10	28
39.602.03	8	50	10	28
39.602.04	10	60	12	32

ROPEYE textile loops

Ropeye

◢ 39.811.01

◢ 39.810.02

◢ 39.810.01

◢ 39.811.02

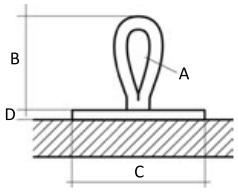

ROPEYE XXS/XS stick-on textile loop

Ropeye has two different types of XXS loops: carbon & glass fibre. The loops are used as stick-on's on a sanded surface to glue the loops to. For elastic gluing: SIKAFLEX 291i 65.289.XX.

Code	Ropeye Code	Material	Top (A) mm	Ring (B) mm	Ø Base (C) mm	Width (D) mm	Weight g	Breaking load kg
39.810.01	ROXXS-C	Carbon fiber	3	20	30	3	3.0	75
39.810.02	ROXXS-GF	Fibreglass	3	20	30	3	3.0	75
39.811.01	ROXS-C	Carbon fiber	3	30	40	3	5.9	150
39.811.02	ROXS-GF	Fibreglass	3	30	40	3	5.9	150

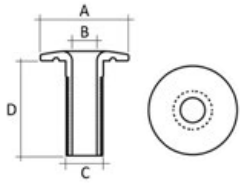

ROPEYE TDP stick-on bushing for lines

Ropeye Through Deck Pushing is designed to protect the deck in the making of any thru-deck application for lines, halyards and sheets.

Code	Ropeye Code	Material	Ø head (A) mm	Internal diameter (B) mm	External diameter (C) mm	Length (D) mm	Weight g
39.817.01	ROTDP12	Anodised aluminum	28	8	12	30	8.2
39.817.02	ROTDP14	Anodised aluminum	30	10	14	30	10
39.817.03	ROTDP16	Anodised aluminum	32	12	16	30	11.5
39.817.04	ROTDP18	Anodised aluminum	34	14	18	30	12.3

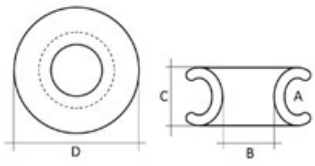

ROPEYE SLR low-friction rings

Ropeye Self-Locking Rings are low-friction rings for indoor and outdoor applications. Made of anodised aluminium, they are specially designed to let lines, halyards and sheets slide inside the ring channel.

Code	Ropeye Code	Material	Exterior (A) mm	Interior (B) mm	Width (C) mm	Ring (D) mm	Weight g	Breaking load kg
39.819.01	ROSLR7-10	Aluminium	7	10	11	24	5	800
39.819.02	ROSLR10-14	Aluminium	10	14	15	34	13	1600
39.819.03	ROSLR14-20	Aluminium	14	20	20	46	30	3200
39.819.04	ROSLR20-28	Aluminium	20	28	31	70	120	6400
39.819.05	ROSLR28-38	Aluminium	28	38	44	99	290	10000

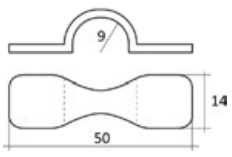

ROPEYE Eyestrap Bridge

Ropeye Eyestrap is a inside fastening point easy to install and very compact in size. For elastic gluing: SIKAFLEX 291i 65.289.XX.

Code	Ropeye Code	Material	Radius mm	Length mm	Width mm	Weight g	Breaking load kg
39.822.00	ROSOE	Carbon	9	50	14	2	35

AISI316 stainless steel cleats

Hollow Cleat

OSCULATI

AISI 316

Sturdy and practical, mirror-polished finish.

Code	Length mm	Centre distance mm		Breaking load kg	Subbase OPTIONAL
		Length	trans.		
40.132.12	125	54.2	24.7	2268	-
40.132.15	150	57.4	27.2	1103	**40.132.45**
40.132.20	200	71.2	33.3	4538	**40.132.46**
40.132.25	250	93.2	44.6	2900	**40.132.47**
40.132.30	300	100	49.2	4538	-

Base

Made of **white plastic**, to be fitted as **washer** under cleats 40.132.15/20/25. It prevents oxide stains and gives the cleat a better finish.

Code	For bollards
40.132.45	40.132.15
40.132.46	40.132.20
40.132.47	40.132.25

Hollow cleat with oval section

OSCULATI

AISI 316

Code	Length mm	Centre distance mm		Breaking load kg
		Length	trans.	
40.104.12	120	43.2	31.7	1660
40.104.15	150	55.3	38.9	1990
40.104.20	200	74.9	41	2990
40.104.25	250	93.2	47.5	3022

HEAVY DUTY Hollow Cleat

AISI 316

Oversized version of series 40.132.15/30. Higher breaking load, sturdier look.

Code	Length mm	Centre distance mm		Breaking load kg
		Length	trans.	
40.134.20	200	84.5	45.2	2800
40.134.25	254	95.4	46.9	3200
40.134.30	305	121.7	63.3	3200
40.134.38	380	123.7	65.1	7200

HEAVY DUTY Hollow Cleat

AISI 316

Stud mounting, made of **mirror-polished AISI316 stainless steel**.

Code	Length mm	Centre distance mm	Breaking load kg
40.135.25	250	95.3	3200
40.135.30	300	122.4	3200

Italian Style cleat

OSCULATI

AISI 316

Made of **AISI316 stainless steel**, tapered and aerodynamic design, special high-quality finish, 2-stud mounting.

Code	Length mm	Height mm	Centre distance mm	Stud Ø mm	Breaking load kg
40.174.18	180	32	59.6	8	3496
40.174.24	240	43	79.5	12	8127
40.174.30	300	70	103.3	16	5765
40.174.37	370	73	119.5	16	7613

OSCULATI

Camel cleat

AISI 316

Stud mounting, made of **mirror-polished AISI316 stainless steel**.

Code	Length mm	Centre distance mm	Stud Ø mm	Breaking load kg	OPTIONAL stainless steel base
40.133.15	150	45.4	6	1866	**40.133.50**
40.133.20	200	59.6	8	2682	**40.133.51**
40.133.25	250	76.3	10	5741	**40.133.52**
40.133.30	300	91.8	12	7613	**40.133.53**

OSCULATI

Reinforcement/finishing base for Camel cleats

AISI 316

Code	⟷ mm	For bollards
40.133.50	25x65	40.133.15
40.133.51	35x90	40.133.20
40.133.52	50x110	40.133.25
40.133.53	60x140	40.133.30

OSCULATI

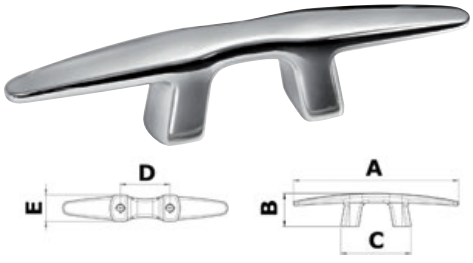

Silhouette cleat

AISI 316 REGISTERED DESIGN / DISEGNO DEPOSITATO

Mirror-polished AISI316 stainless steel.

Code	A mm	B mm	C mm	D mm	E mm	Ø studs
40.150.15	150	30.5	63.5	45	24.5	M8
40.150.20	200	40	85	60	32.5	M10
40.150.25	250	50	106.5	75	40.5	M12
40.150.32	320	64	136	96	52	M14
40.150.38	380	76	161.5	114	61.5	M16

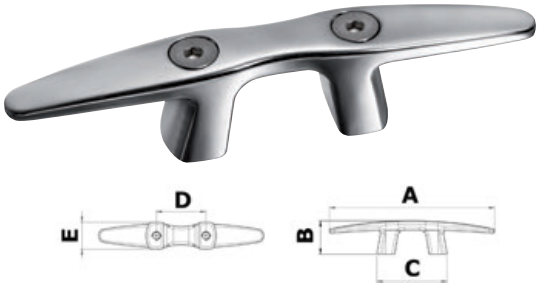

Silhouette cleat with bores

AISI 316

Mirror-polished AISI316 stainless steel.

Code	A mm	B mm	C mm	D mm	E mm	Through bolt Ø mm
40.153.15	150	30.5	63.5	45	24.5	8
40.153.20	200	40	85	60	32.5	10
40.153.25	250	50	106.5	75	40.5	12
40.153.32	320	64	136	96	52	14
40.153.38	380	76	161.5	114	61.5	16

OSCULATI

Bull Dog cleat

AISI 316

Made of mirror-polished AISI316 stainless steel, stud mounting.

Code	A mm	B mm	C mm	D mm	E mm	Stud Ø mm	Breaking load kg	Recommended studs	White plastic base OPTIONAL
40.131.16	158	35	74	53	49	8	4497	**40.142.09**	**40.131.40**
40.131.20	205	44	94	64	62	10	6106	**40.142.11**	**40.131.41**
40.131.25	255	54	118	80	76	10	7051	**40.142.11**	**40.131.42**
40.131.30	305	65	127	90	82	14	-	**40.142.14**	**-**

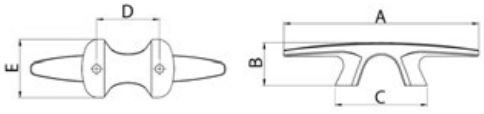

Bull Dog cleat - Black line

AISI 316

Made of polished stainless steel with a surface coating that integrates a black layer in the steel cleat whose surface becomes extremely hard and corrosion-resistant.

Code	A mm	B mm	C mm	D mm	E mm	Stud Ø mm	Recommended studs
40.131.56	158	35	74	53	49	8	**40.142.09**
40.131.57	205	44	94	64	62	10	**40.142.11**

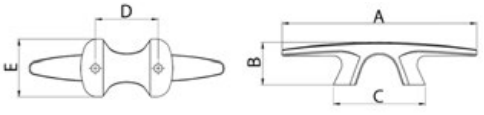

White plastic base for Bull Dog cleats

Help prevent possible oxide filtering and give a better look to the cleats

Code	For bollards
40.131.40	40.131.16
40.131.41	40.131.20
40.131.42	40.131.25

Nordik cleat

OSCULATI

AISI 316

Made of **mirror-polished AISI316 stainless** steel, 2-stud mounting.

Code	A mm	B mm	C mm	D mm	E mm	Stud Ø mm	Breaking load kg
40.137.01	150	45	90	47	30	8	4324
40.137.02	205	55	120	69	35	10	5058
40.137.03	265	70	150	83	40	12	5007
40.137.04	310	80	160	83	50	16	7246
40.137.05	310	80	200	83	85 w. basis oval	16	7791
40.137.06	360	90	198	100	60	16	8606
40.137.08	500	120	280	155	85	16	8984



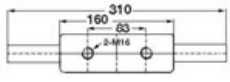

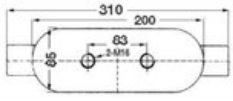

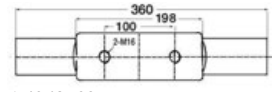

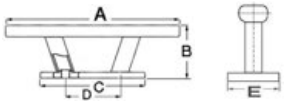

Nordik cleat - Black Line

AISI 316

Made of stainless steel with a surface coating that integrates a black layer in the steel cleat whose surface becomes extremely hard and corrosion-resistant.

Code	A mm	B mm	C mm	D mm	E mm	Stud Ø mm
40.137.51	150	45	90	47	30	8
40.137.52	205	55	120	69	35	10
40.137.53	265	70	150	83	40	12

Nordik II precision-cast Cleat

OSCULATI

AISI 316 REGISTERED DESIGN / DISEGNO DEPOSITATO

Mirror-polished, stud mounting.

Code	A mm	B mm	C mm	D mm	E mm	Stud Ø mm
40.149.15	150	39.5	91.5	51	25	8
40.149.20	203	54	124	69	33	10
40.149.25	250	66	152.5	83	41.5	12

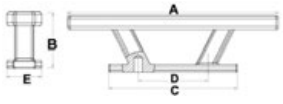

Skandy cleat

OSCULATI

AISI 316

Made of mirror-polished AISI316 stainless steel, 2-stud mounting.

Code	A mm	B mm	C mm	D mm	Stud Ø mm	Breaking load kg
40.148.14	145	30	28	48	8	-
40.148.19	190	40	36	70	10	4817
40.148.24	240	47	45	79	12	6889

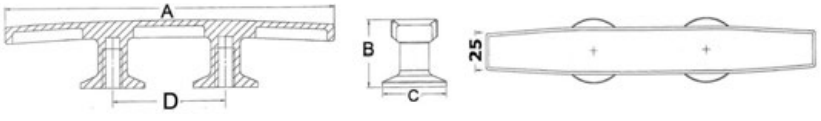

OSCULATI

Mushroom cleat

AISI 316

Mirror-polished finish, 2-stud mounting.

Code	Base length mm	Height mm	Width mm	Length mm	Centre distance mm	Stud Ø mm	Breaking load kg
40.173.16	160	55	60	160	71.8	10	3724
40.173.20	170	75	67	200	77.3	14	6447
40.173.24	200	90	69	240	87.2	14	5651
40.173.30	260	100	79	300	128.7	16	8592
40.173.35	300	115	86	350	165	16	9212
40.173.42	360	139	102	416	190	20	11182
40.173.45*	380	180	150	466	220	20	14029

* *Supplied with stainless steel mounting counter plate*

OSCULATI

Cleat and fairlead modular system

Stainless steel mushroom module ready for installation on cut-to-measure plates. Cleats and fairleads can be made to the boat's chape by simply cutting and boring the plate. The design of cleats and fairleads will be the same at both bow and stern. The mushroom module can be mounted in all directions. The result will be a custom-made product but at lower costs. Send us a 3D file with external sizes and position of the mushroom modules if you wish us to also make the plate for you.

◢ Example 40.176.02 (2 pcs) + 40.176.40 (1 pc)

Code	Description
40.176.02	Single mushroom module
40.176.40	Plate for cleat or fairlead (320 x 85 mm)

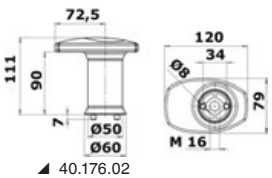

◢ 40.176.02

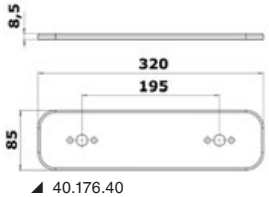

◢ 40.176.40

◢ Example 40.176.02 (3 pcs) + customized plate

Scandinavian mirror-polished AISI316 starinless steel cleat

AISI 316

Code	Length mm	Height mm	Centre distance mm	Stud Ø mm	Breaking load kg	Fixing
40.137.28	203	52	76	10	2700	2 studs
40.137.30	254	57	102	12	2800	2 studs

Scandinavian mirror-polished AISI316 starinless steel fairlead/cleat

AISI 316

Packed in pairs (1 x right + 1 x left).

Code	Length mm	Height mm	Centre distance mm	Stud Ø mm	Breaking load kg	Fixing
40.137.85	203	52	76	10	1500	2 studs

OFFSET asymmetric cleat

AISI 316

Made of mirror-polished **AISI316 stainless steel**. Supplied with studs.

Code	Length mm	Height mm	Centre distance mm	Stud Ø mm	Breaking load kg
40.141.15	152	40	55	8	1600
40.141.20	203	46	73	10	1800

Cleat

AISI 316

Made of **mirror-polished AISI316 stainless steel**.

Code	Length mm	Height mm	hole spacing mm	Breaking load kg
40.128.12	120	25	30	3506
40.128.16	152	30	35	3722
40.128.19	193	35	43	3506

SAIL cleat

AISI 316

Made of **mirror-polished AISI316 stainless steel**.

Code	Length mm	Height mm	Stud Ø mm	hole spacing mm	Breaking load kg
40.138.21	220	52	2 x 6.5-mm holes	60	3785
40.138.22	220	52	8	60	3691
40.138.26	260	58	10	70	5806
40.138.30	300	65	12	81	5880

Belaying cleat

AISI 316

Mirror-polished finish, very sturdy, stylish design.

Code	Length mm	Wheelbase long. mm	Transverse spacing mm	Breaking load kg
40.129.15	150	51.8	41.5	4507
40.129.20	200	57.2	41.6	3022
40.129.25	250	54.4	45.2	3328
40.129.30	300	65	58	5219

Ercole cleat

AISI 316

Made of mirror-polished AISI316 stainless steel.

Code	A mm	B mm	C mm	D mm	E mm	F mm	G mm	H mm	Ø screw hole mm
40.179.50	100	Ø 50	55	91	91	130	60	60	6.5
40.179.60	120	Ø 60	70	120	95	180	95	70	6.5
40.179.70*	142	Ø 70	82	140	118	180	105	80	8.5

* *Cast base*

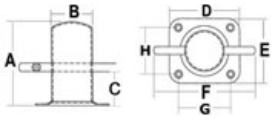

Stainless steel stud kit for cleats

Supplied with nuts and washers (2 studs, 2 nuts, 2 washers).

Code	⟷ mm	Recommended for bollards
40.142.06	6x60	40.133.15
40.142.08	8x60	40.133.20 - 40.174.18 - 40.138.22 - 40.137.01
40.142.09	8x80	40.131.16
40.142.10	10x60	40.133.25 - 40.173.16 - 40.138.26 - 40.137.02
40.142.11	10x80	40.131.20 - 40.131.25
40.142.12	12x100	40.133.30 - 40.138.30 - 40.137.03 - 40.174.24
40.142.14	14x100	40.173.20 - 40.173.24
40.142.16	16x120	40.173.30 - 40.173.35 - 40.174.30 - 40.174.37 - 40.137.04 - 40.137.05 40.137.06 40.137.08
40.142.20	20x120	40.173.42 - 40.173.45

Butyl tape PSP MARINE TAPES for watertight seals

Tape made of soft and malleable material that creates a waterproof joint to be used when fastening bollards and deck equipment.
Used wherever a waterproof seal is needed between two surfaces; suitable for sealing fiberglass, metal, plastic, glass.

Code	Roll	Colour
65.123.00	15x2 mm x 3 m	grey

Cleat boots

Made of **white ABS**. Extend over the cleat, hook one end and then the other. To prevent tumbling while walking on the deck.

Code	Universal for cleats	ORDER BY BOX
40.113.00	200 to 300 mm	4 boots for 2 cleats

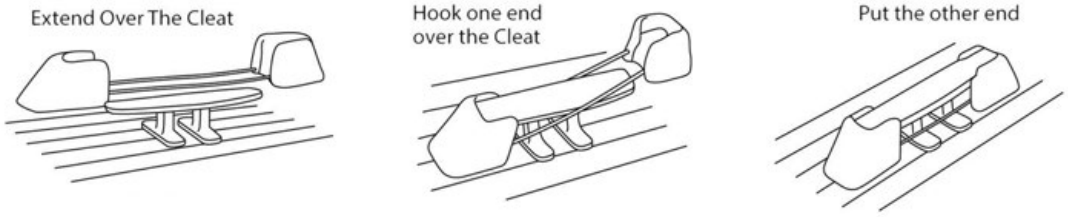

Stainless steel pop-up cleats

Dome hidden mini cleat

Ideal for fender lines, dinghies and little boats

OSCULATI

Dome hidden mini cleat

AISI 316

Ideal for fender lines, dinghies and little boats. Made of mirror-polished AISI316 stainless steel.

Code	Base mm	Hole mm	Fixing	Breaking load kg
40.135.60	52x46	19	screws	2400

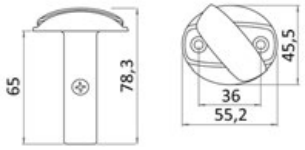

Push-up mini-cleat

AISI 316

Ideal for coupling fenders, dinghies or small boats. Made of **mirrror-polished AISI316 stainless steel**.

Code	Base mm	Hole mm	Breaking load kg
40.135.00	89x31	22	2278
40.135.01	134x41	22	3084

Precision-cast push-up cleat

AISI 316

Made of mirror-polished AISI316 stainless steel. Fitted with mounting studs and retainer plate.

Code	Length mm		Width mm	Overhang mm			Stud Ø mm	Breaking load kg
	A	A1	B	D	C	E		
40.136.01	164	150	38	12	60	23	10	2784
40.136.02	217	203	50	15	83	36	10	3094
40.136.03	305	285	70	25	95	52	12 (optional)	4579

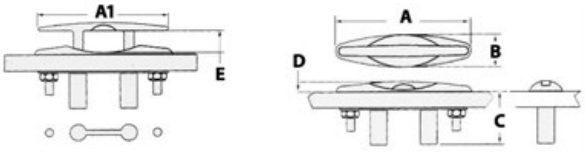

◢ 40.155.72/74

◢ 40.136.64/66/68/70

Water drain pipe for Retracts/Smart/Ghost cleats

Made of flexible black PVC. For water drainage of bilge cleats

Code	For bollards
40.136.64	**40.136.20; 40.136.44; 40.152.16**
40.136.66	**40.136.21; 40.136.46**
40.136.68	**40.136.22; 40.136.48; 40.152.24**
40.136.70	**40.136.23**
40.155.72	**40.155.16**
40.155.74	**40.155.24**

Retract push-up cleat

AISI 316

Suitable for awning pipes, made of mirror polished **AISI 316 stainless steel**.

Code	A mm	B mm	C mm	D mm	E mm	F mm	Breaking load kg	OPTIONAL drainer kit
40.136.44	134	110	38	12	65	46	750	**40.136.64**
40.136.46	185	156	50	18	76	60	1200	**40.136.66**
40.136.48	220	204	50	-	88	71	1200	**40.136.68**

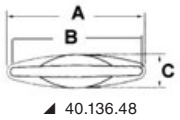

40.136.48

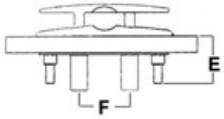

40.136.48

40.136.44/46

40.136.44/46

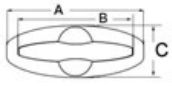

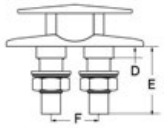

40.136.44/46

Smart Cleat push-up cleat

AISI 316

Made of mirror-polished AISI316 stainless steel. Very compact.

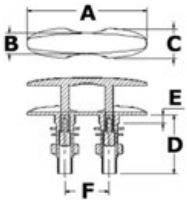

Code	A mm	B mm	C mm	D mm	E mm	F mm	Breaking load kg	OPTIONAL drainer kit
40.136.20	126	21	33	68	11	44	700	**40.136.64**
40.136.21	155	26	38	75	11	57	1100	**40.136.66**
40.136.22	203	39	49	85	13	71	1500	**40.136.68**
40.136.23	260	40	61	103	14	91	1800	**40.136.70**

Ghost II hidden cleat

OSCULATI

AISI 316 | PERFECT GRIP | SMOOTH MOVEMENT

Watertight cleat with mounting screws from above. Very smooth operation. Ergonomic lifting handle. Fluorinated rubber O-ring for smooth sliding. ENAVE approved in compliance with ISO 15084:2003.

Polished SS version	Black SS version	A mm	B mm	C mm	D mm	E mm	F mm	Ø H mm	Ø G mm	Work-load Kg	Fixing	OPTIONAL drainage conduit
40.155.16	**40.156.16**	160	38	15	28	47	48	14	24	800	3 x M6 screws	**40.155.72**
40.155.24	**40.156.24**	240	52	20	44	70	72	18	32	2050	3 x M8 screws	**40.155.74**
40.155.31	**40.156.31**	310	68	25	56	85	93	22	41	5200	3 x M10 screws	-

40.155.xx

40.155.xx

40.156.xx

40.156.xx

ENAVE
Ente Navale Europeo

Video

Flat push-up cleat, extra-low profile

OSCULATI

AISI 316 | REGISTERED DESIGN / DISEGNO DEPOSITATO

Made of **mirror-polished AISI316 stainless steel**.

Code	A mm	B mm	C mm	D mm	F mm	G mm	H mm	OPTIONAL drainer kit
40.152.16	160	34	9.7	41.7	46	12	24	**40.136.64**
40.152.24	240	44	13	55.5	72	14	29	**40.136.68**
40.151.33	330	61	18.8	80	91	19	42	-



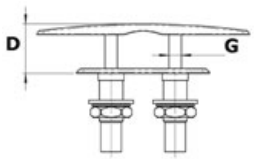

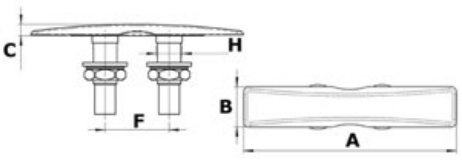

Pop-up cleat

AISI 316

A compct and ergonomic design solution. Made of mirror-polished **AISI316 stainless** steel. Easy to install, no recess fit required.

Code	Fixing	Length mm	Width mm	Centre distance mm	Overhang mm	Breaking load kg
40.142.01	Studs Ø 6x40 mm (included)	115	45	67	15	700
40.142.07	Studs Ø 8x45 mm (included)	143	53	92	21	1200
40.142.02	Studs Ø 8x45 mm (included)	172	65	115	22	1300
40.142.03	Studs Ø 10x50 mm (included)	210	70	137	25	1800
40.142.04	Studs Ø 12x60 mm (excluded)	270	83	172	30	2600
40.142.05	Studs Ø 16x80 mm (excluded)	350	104	219	36	3000
40.143.01	Screws (excluded)	115	45	67	15	700
40.143.02	Screws (excluded)	172	65	115	22	1300
40.143.04	Screws (excluded)	270	83	172	30	2600

Low-profile pop-up cleat

AISI 316 **PATENT / BREVETTATO**

A compact and ergonomically designed solution. Made of **stainless steel AISI 316**, mirror-polished. Easy to install, no recess required. US patent model M617040.

Code	Fixing	Length mm	Width mm	Centre distance mm	Overhang mm	Breaking load kg
40.143.10	Screws Ø 6 mm (not included)	115	38	67	15	700
40.143.11 New	Screws Ø 8 mm (not included)	146	48	92	18	1200
40.143.12	Screws Ø 8 mm (not included)	166	55	115	20	1300
40.143.13 New	Screws Ø 10 mm (not included)	204	65	137	24	1800

Folding bollard Avion

AISI 316 **PATENT / BREVETTATO**

Modern, aerodynamic design line. Very sturdy, yet very low profile.
Mirror-polished stainless steel AISI 316. US patented model M617040.

Code	Fixing	Length mm	Width mm	Centre distance mm	Overhang mm
40.144.01	Screws Ø 6 mm	115	37	67	14
40.144.02	Screws Ø 8 mm	166	52	115	21

WING pop-up cleat

Made of mirror-polished AISI316 stainless steel. The pop-up mechanism is fitted with snap cam to avoid unwanted opening.

Code	⟷ mm		Studs mm	Breaking load kg
	closed AxB	open CxD		
40.145.01	280x46	235x44	3x12	9460
40.145.02	360x59	322x100	3x16	20120
40.145.03	480x79	431x130	3x16	24500

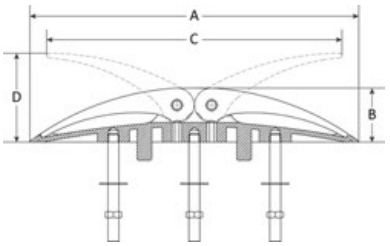

SS fender fixing

Smash Lock fender fixing

AISI 316

FAST LOCK

Innovative deck accessory for fast fastening of the fenders and line fixing.
Made of AISI316 mirror-polished stainless steel, compact design and instant locking system.
Designed for 6- to 10-mm Ø lines. Mounting with M5 countersunk head screws.

Code	⟷ mm		For line Ø mm
	Ø	Height	
40.160.10	76	25	6/8/10

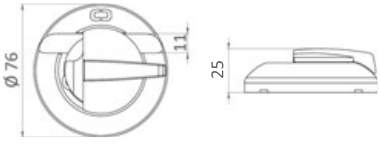

OSCULATI

SMASH LOCK
Instant locking

40.160.10 - Designed for 6- to 10-mm Ø lines

Crab fairleads with cam cleat

REGISTERED DESIGN / DISEGNO DEPOSITATO | **TEMPORARY LOCK** | **IDEALE CON TONNEGGI E WINCH / IDEAL WITH CAPSTANS AND WINCH**

Mirror-polished AISI 316 stainless steel cable gland with quick-release lever system.
Depending on the diameter, stiffness of the rope and pull, the cable gland can hold the rope thanks to its autonomous locking system; in case of larger diameters (over 28 mm) or adverse conditions, it will be sufficient to maintain pressure on the side lever to keep the rope choked for the time necessary to wrap it around the bollard.
Simple and innovative system that makes mooring faster and safer; also suitable for less experienced individuals assisting the skipper.
Suitable for ropes from 20 to 26 (for self-locking blocks) and from 26/30 for manual blocks.
Hidden screws, easy to install on the deck by means of two high-strength 8-mm Ø studs.

OSCULATI

Code	⟷ mm	For line Ø mm
40.230.01	165x48x54	20 to 30

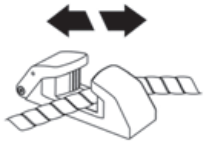

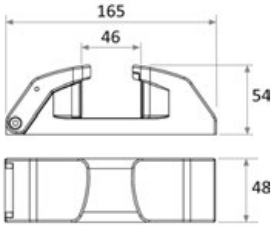

Capri series stainless steel fairlead

OSCULATI

Bow fairlead made of stainless steel, Capri series

AISI 316 | REGISTERED DESIGN / DISEGNO DEPOSITATO

Code	Description	For rope up to Ø mm	Optional studs	A mm	B mm	C mm	D mm	E mm	F mm
40.303.00	Bow/stern edges	16	40.142.10; 40.142.11 M10	105	105	31	70	24	52

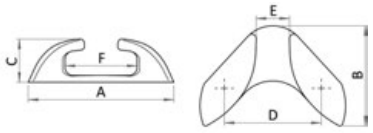

OSCULATI

Angled fairlead made of stainless steel, Capri series

AISI 316 | REGISTERED DESIGN / DISEGNO DEPOSITATO

Code	Description	For rope up to Ø mm	Optional studs	A mm	B mm	C mm	D mm	E mm	F mm
40.323.12	Angled (right + left)	18	40.142.08; 40.142.09 M8	120	20	31	67	21	31
40.323.15	Angled (right + left)	22	40.142.10; 40.142.11 M10	150	25	40	84	27	40

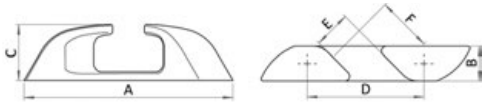

OSCULATI

Straight fairlead made of stainless steel, Capri series

AISI 316 | REGISTERED DESIGN / DISEGNO DEPOSITATO

Code	Description	For rope up to Ø mm	Optional studs	A mm	B mm	C mm	D mm	E mm	F mm
40.303.12	Straight	16	40.142.08; 40.142.09 M8	120	23	31	84	22	64
40.303.15	Straight	20	40.142.10; 40.142.11 M10	150	29	38	102	28	80
40.303.20	Straight	22	40.142.12 M12	200	39	48	135	37	105

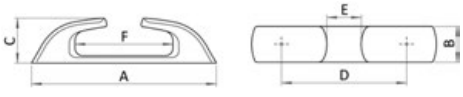

OSCULATI

Straight roller fairlead made of stainless steel, Capri series

AISI 316 | REGISTERED DESIGN / DISEGNO DEPOSITATO

Code	Description	For rope up to Ø mm	Optional studs	A mm	B mm	C mm	D mm	E mm	F mm
40.305.00	Roller version	22	40.142.14 M14	212	58	62	154	37	88

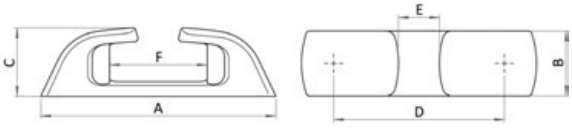

Stainless steel fairleads

Italian Style fairlead

AISI 316

Sold in pairs (right and left).

Code	Length mm	Width mm	hole spacing mm	Rope max Ø mm	ORDER BY BOX
40.223.15	150	33.5	124	16	2
40.223.20	205	38.5	166	20	2
40.223.25	253	46.5	208	22	2

Fairlead

AISI 316

Sold in pairs (right and left).

Code	Length mm	Width mm	hole spacing mm	Rope max Ø mm	ORDER BY BOX
40.123.12	115	19.5	85.2	14	2
40.123.18	150	27.5	110.8	18	2

Fairlead

AISI 316

Sold in pairs (right and left).

Code	Length mm	Width mm	hole spacing mm	Rope max Ø mm	ORDER BY BOX
40.203.73	112	19.5	84	14	2
40.203.76	150	24	122	16	2

Italian Style straight fairlead

AISI 316

In line, cast AISI316 stainless steel.

Code	Length mm	Width mm	hole spacing mm	Rope max Ø mm	ORDER BY BOX
40.202.20	203	38	166	20	1
40.202.25	255	44.5	221	24	1

Straight fairlead

AISI 316

Code	Length mm	Width mm	hole spacing mm	Rope max Ø mm	ORDER BY BOX
40.201.05	125	24	99.8	12	1
40.201.06	152	22.5	126.7	16	1

Universal fairlead

Made of **mirror-polished AISI316 stainless steel**. For bow or stern corners.

Code	Length mm	Width mm	hole spacing mm	Rope max Ø mm	ORDER BY BOX
40.131.00	105	60	78	14	1

OSCULATI

central

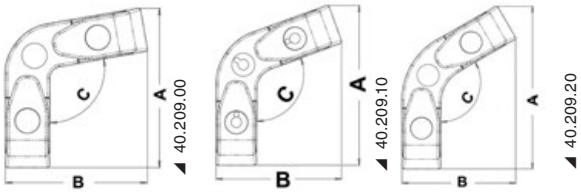

Corner roller fairlead

AISI 316

Mirror-polished finish

Code	Description	Stud Ø mm	Length mm	For rope Ø mm	A mm	B mm	Height mm	Angle C
40.209.00	Angled fairlead with rollers with hidden studs	9	120	16/22	140	124	56	100°
40.209.10	Angled fairlead with rollers with hidden studs	9	120	16/22	152	120	56	110°
40.209.20	Angled fairlead with rollers with hidden studs	9	120	16/22	163	113	56	120°
40.209.25	Only RIGHT / LEFT terminal	-	-	-	-	-	-	-
40.209.26	Only central 100°	-	-	-	-	-	-	-
40.209.27	Only central 110°	-	-	-	-	-	-	-
40.209.28	Only central 120°	-	-	-	-	-	-	-

OSCULATI

Roller fairlead

AISI 316

Fitted with special patented hidden tensioning rods.

Code	For rope Ø mm	Base	Height mm	Centre distance mm
40.205.00	16/22	40x205	55	117
40.206.00	24/32	45x260	75	160

Plastic cleats

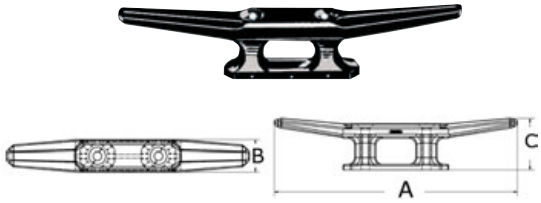

Belaying cleat

Made of **nylon**, very sturdy.

☐ white	■ Black	⟷ AxBxC mm	Centre distance mm	hole Ø mm
40.055.31	**40.055.11**	110x15x22.5	28	5.1
40.055.34	**40.055.14**	144x19.5x27.5	34	5.3
40.055.38	**40.055.18**	175x23x25	44	6.1
40.055.32	**40.055.22**	208x27x42	52	8.1

Jamming cleat

Made of **black nylon**.

Code	Suitable for sheets	Length mm
40.057.00	from 6 to 12 mm	155

Aluminium cleats and fairleads

Alloy cleat with 4 bores

Made of **anodized aluminium**, fine polish on all parts.

Code	Length mm	Wheelbase long. mm	Transverse spacing mm
40.114.12	120	34.8	30.6
40.114.15	150	46	40
40.114.20	200	52.9	50
40.114.25	250	72	68.7

Alloy cleat with bores

Made of **anodized aluminium** by Osculati, modern and practical design, rounded corners.

Code	Length mm	Centre distance mm	Breaking load kg
40.110.12	120	25.2	2402
40.110.16	150	33.1	3300
40.110.19	190	40.2	4817

Hidden- screw alloy cleat

Made of **anodized aluminium**, modern and practical design, 2-stud mounting.

Code	Length mm	Centre distance mm	Ø Studs mm
40.107.03	200	79.6	8

Jamming cleat

Made of **anodized aluminium**, fitted with clam cleat.

Code	Length mm	For ropes with Ø mm	Centre distance mm
40.124.00	160	8/14	31
40.124.01	125	6/10	24.8

Hollow Cleat

Made from **anodised aluminium**, in "American" style, they are functional and sturdy bollards.

Code	Length mm	Wheelbase long. mm	Transverse spacing mm
40.108.15	160	58.7	40.4
40.108.20	210	77.5	45.8
40.108.25	260	94.5	53

New Thor cleat

Made of polished aluminium. Complete with stud.

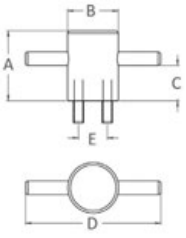

Code	A mm	B mm	C mm	D mm	E mm	Stud Ø mm
40.109.16	83	Ø 60	42	160	34	12

Aero cleat

OSCULATI

Made of anodized aluminium, fitted with studs (T).

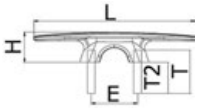

Code	L mm	H mm	E mm	T	T2
40.103.15	158	35	45	M8x70	50
40.103.20	208	38	60	M10x70	50
40.103.25	258	45	68	M12x75	50
40.103.30	308	51	78	M14x80	50
40.103.40	408	63	96	M16x115	80

Black Aero cleat

OSCULATI

Black anodized aluminium. Fitted with studs (T).

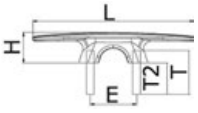

Code	L mm	H mm	E mm	T	T2
40.102.15	158	35	45	M10x70	50
40.102.20	208	38	60	M10x70	50
40.102.25	258	45	68	M12x75	50
40.102.30 New	308	51	78	M14x80	50

Dutch style mushroom cleat

Made of mirror-polished anodized **aluminium**, fine polish on all parts, rounded corners, stud mounting.

Code	Length mm	Width mm	Height mm	Centre distance mm	Ø Studs mm	kg
40.172.53	160	51	61.5	91.5	8	0.5
40.172.54	200	66	76	114.5	10	1.1
40.172.55	250	81	90	145.5	14	2
40.172.56	350	98	130	170	16	6

Fairlead

Made of polished **anodized aluminium**, right and left traditional models, fine polish even inside.

Code	Length mm	Centre distance mm	ORDER BY BOX
40.117.14	140	110	2
40.117.17	170	134.5	2
40.117.21	205	173	2
40.117.26	255	220	2

Chromed brass cleats, fairleads and handles

Cleat

Made of **chromed brass**, light and sturdy design.

Code	Length mm
40.172.10	80
40.172.12	130

Anvil cleat

Made of **chromed brass**, 4-bore base.

Code	Length mm	Wheelbase long. mm	Transverse spacing mm
40.172.20	50	18.2	13.3
40.172.21	75	30.4	16.9
40.172.22	100	35.2	21
40.172.23	125	44	22.5

Mushroom cleat

Made of **chromed brass**, slender and practical design.

Code	Length mm	Centre distance mm	Stud Ø mm
40.172.43	140	62.5	6
40.172.44	200	104.9	12
40.172.45	170	90	10

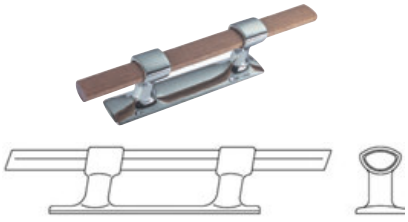

Norwegian style horn cleat

Made of chromed brass. Iroko upper part. With studs.

Code	Length mm	Centre distance mm
40.115.21	210 (wooden terminals)	87.1
40.115.26	260 (wooden terminals)	108.2

Old style cleat

Traditional shape, made of **chromed brass**, fitted with 2 studs.

Code	Length mm	Pins mm	Centre distance mm
40.112.10	100	6	30
40.112.12	120	6	41.1
40.112.15	150	8	44.5
40.112.20	200	10	57.7

Water-ski towing hook

Made of **chromed brass** with chromed brass spline, fitted with 3 bores for screws.

Code	⟷ mm	
40.111.01	95x45x38	225

Traditional stern handle

Made of **chromed brass**, slender and practical design, 2-screw mounting.

Code	⟷ mm
40.103.00	165x35x45

Traditional bow handle

Made of **chromed brass**, 3-screw mounting.

Code	⟷ mm	
40.100.00	200x33x35	280

Stainless steel pulpit joints and bases

Plate base

AISI 316

Made of argon-welded polished **AISI316 stainless steel** plate and pipe.
High-quality finish, **hand-mirror polished.**

Code	Version	Base mm	Slope	For pipe Ø mm
41.132.22	Rectangular	56x42	60°	22
41.132.23	Rectangular	56x42	60°	25
41.133.22	Rectangular	56x42	90°	22
41.133.23	Rectangular	56x42	90°	25
41.131.22	Round	Ø 60	90°	22
41.131.23	Round	Ø 60	90°	25
41.130.22	Round	Ø 60	60°	22
41.130.23	Round	Ø 60	60°	25
41.134.22	sloped T	-	60°	22
41.134.23	sloped T	-	60°	25
41.135.22	straight T	-	90°	22
41.135.23	straight T	-	90°	25

41.132.22/23

41.130.22/23

41.131.22/23

41.133.22/23

41.135.22/23

41.134.22/23

Underplate

Made of **white polyethylene**, for moulded pulpit sockets. For better look of the pulpit, rustproof.

Code	Version	External Ø mm	Inside Ø mm	For bases	ORDER BY BOX
41.130.00	Round	61.7	57.4	41.130.22; 41.130.23; 41.131.22; 41.131.23	10
41.132.00	Rectangular	63.8x49.5	59.6x45.2	41.132.22; 41.132.23; 41.133.22; 41.133.23	10
41.133.00	Round	48.2	44.8	Bases welded to the pulpit with central stud	100

41.132.00

41.130.00

41.133.00

Pulpit socket to be welded

AISI 316

Made of **precision-cast mirror-polished AISI316 stainless steel to be welded**.
Very sturdy, fine design, better than moulded plate models.

Code	Version	Base mm	Slope	For pipe Ø mm
41.254.22	Round	Ø 69	90°	22
41.255.25	Round	Ø 78,5	90°	25
41.253.22	Round	Ø 68	60°	22
41.252.25	Round	Ø 78,5	60°	25
41.260.22	Rectangular	76,2x44	90°	22
41.261.25	Rectangular	76,2x44	90°	25
41.258.22	Rectangular	76,2x44	60°	22
41.259.25	Rectangular	76,2x44	60°	25

Pulpit socket

AISI 316

Made of thick precision-cast mirror-polished AISI316 stainless steel, for 22/25-mm diameter pipes.

Code	Version	Slope	For pipe Ø mm
41.112.22	Round	90°	22
41.112.25	Round	90°	25
41.113.22	Rectangular	90°	22
41.113.25	Rectangular	90°	25
41.110.22	Round	60°	22
41.110.25	Round	60°	25
41.111.22	Rectangular	60°	22
41.111.25	Rectangular	60°	25

41.112.22/25

41.113.22/25

41.111.22/25

41.110.22/25

OSCULATI

Tapered base

AISI 316

Made of precision-cast mirror-polished AISI316 stainless steel. 1 x 8-mm mounting stud.

Code	Version	Base measure-ment mm	Height mm	Slope	For pipe Ø mm	Studs and nuts optional	Studs mm
41.210.25	sloped	53x46	70	60°	25	40.142.08	8
41.110.30	sloped	66x51	80	60°	30	40.142.08	8
41.212.25	straight	Ø 44	70	90°	25	40.142.08	8
41.112.30	straight	Ø 51	80	90°	30	40.142.08	8

OSCULATI

◢ 41.309.25; 41.310.25

◢ 41.410.30

◢ 41.409.30/31

◢ 41.312.25

◢ 41.412.30

Tapered base for pulpits

AISI 316

Made of **mirror-polished AISI316 stainless steel**, 1 x 8-mm mounting stud.

Code	Slope	Base mm	Height mm	For pipe Ø mm	Optional studs and bolts	Studs mm
41.309.25	45°	62x45	75	25	40.142.08	8
41.310.25	60°	45	70	25	40.142.08	8
41.312.25	90°	45	57	25	40.142.08	8
41.409.30	45°	65x48	75	30	40.142.08	8
41.409.31*	45°	84x48	70	30	40.142.08	8
41.410.30	60°	48	70	30	40.142.08	8
41.412.30	90°	48	62	30	40.142.08	8

* *Aerodynamic version*

White polyethylene underplate

Code	Underplate	External Ø mm	Inside Ø mm	For bases	ORDER BY BOX
41.412.38	Round	50.5	46.5	41.412.30	10

◢ 41.118.22

◢ 41.120.22

◢ 41.119.22/25

◢ 41.121.22/25

Pulpit joint

AISI 316

Code	Version	Slope	For pipe Ø mm
41.118.22	bow or stern angle	110°	22
41.120.22	bow or stern angle	140°	22
41.119.22	bow or stern angle	90°	22
41.119.25	bow or stern angle	90°	25
41.121.22	three-way angle	90°	22
41.121.25	three-way angle	90°	25



◢ 41.113.00

◢ 41.165.00

Rectangular fitting for pulpits

Code	Version	Slope	Base mm	For pipe Ø mm
41.113.00	Rectangular	30°	75x42	22
41.165.00	Rectangular	45°	75x42	22

◢ 41.112.00/01

◢ 41.127.00/01

Round fitting for pulpits

Code	Version	Slope	For pipe Ø mm
41.112.00	Round	30°	22
41.127.00	Round	45°	22
41.112.01	Round	30°	25
41.127.01	Round	45°	25

◢ 41.114.22/25/30

◢ 41.115.22/25/30

T joint for pulpits

Code	Version	Slope	For pipe Ø mm
41.114.22	sloped	60°	22
41.114.25	sloped	60°	25
41.114.30	sloped	60°	30
41.115.22	straight	90°	22
41.115.25	straight	90°	25
41.115.30	straight	90°	30

HEAVY DUTY 90° T joint

The vertical part is 52-mm long and provides a **solid connection**. Non-threaded fastening bores.

Code	For pipe Ø mm
41.115.26	25

Hinge opening T joint for pulpits

Very easy to mount, made of **precision-cast AISI316 stainless steel**.

Code	Slope	For pipe Ø mm
41.116.01	60°	22
41.116.02	60°	25
41.116.03	90°	22
41.116.04	90°	25
41.116.05	60°	30
41.116.06	90°	30

Base

5.5° tapered base for low and sports pulpits.

Code	For pipe Ø mm
41.184.00	25

Pipe plug

Code	For pipe Ø mm
41.166.00	22
41.166.01	25

Bow angular joint

with eyelet

Code	For pipe Ø mm
41.116.22	22

Handrail terminal

Made of mirror-polished **stainless steel**.

Code	Height mm	For pipe Ø mm
41.711.22	38	22

Handrail central bracket

Made of **stainless steel**.

Code	Height mm	For pipe Ø mm
41.712.22	38	22

Pulpit opening/closing system

AISI 316

Made of **mirror-polished AISI316 stainless steel**.

OSCULATI

Code	Version	Opening	For pipes mm
41.320.30	opening hinge	180°	30x1.5
41.320.31	opening hinge	180°	30x2
41.320.35	opening hinge	180°	35x2
41.324.30	Closing	telescopic with spring	30x1.5
41.324.31	Closing	telescopic with spring	30x2
41.324.35	Closing	telescopic with spring	35x2

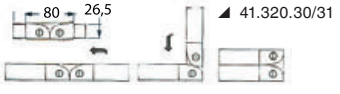

◢ 41.320.30/31

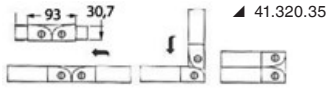

◢ 41.320.35

◢ 41.320.30/31/35

◢ 41.324.30/31/35

Handrail bracket

AISI 316

Made of **mirror-polished AISI316 stainless steel**. 60-mm height, mounting with 8-mm studs.

OSCULATI

Code	Version	For pipes mm
41.613.25	Terminal	25x1.2
41.614.25	Central	25x1.2

Support

Code	Version	For pipes mm
41.117.22	16° base	22x1.2

Compact handrail bracket

Made of mirror-polished stainless steel.

Code	Version	Height mm	For pipe Ø mm
41.714.20	Right and left terminal	48	22
41.714.21	Right and left terminal	57	25
41.715.20	Central	48	22
41.715.21	Central	57	25

Tapered handrail bracket

Made of **AISI316 stainless steel**. Tapered shape, no dangerous protruding parts.

Code	Version	Height mm	For pipe Ø mm
41.663.51	Terminal	64	22
41.663.52	Central	64	22
41.663.61	Terminal	64	25
41.663.62	Central	64	25

Chromed brass pulpit joints and bases

Shaped handrail bracket

Made of **chromed brass**. Modern and practical design.

Code	Version	Fixing	For pipe Ø mm
41.611.00	Terminal	with studs	22
41.612.00	Central	with bores for screws	22

Handrail bracket with rectangular base plate

Made of chromed brass, large section.

Code	Version	Height mm	For pipe Ø mm
41.040.00	Terminal	64	22
41.041.00	Central	64	22

Sold in pairs, RIGHT+LEFT boring.

Precision-cast solid handrail terminal

Code	Version	Material	Base Ø mm	Hei-ght-mm	For pipe Ø mm	Stud bolts and nuts OPTIONAL	Studs mm
41.500.22	Terminal	AISI 316 SS	30	55	22	**40.142.08**	8
41.501.22	Central	AISI 316 SS	30	55	22	**40.142.08**	8
41.500.25	Terminal	AISI 316 SS	35	65	25	**40.142.08**	8
41.501.25	Central	AISI 316 SS	35	65	25	**40.142.08**	8

Rounded handrail terminal made from a tube

Made of mirror-polished **stainless steel**.

Code	Version	Base Ø mm	Height mm	For pipe Ø mm	Stud bolts and nuts OPTIONAL	Studs mm
41.151.22	Terminal	35	57	22	40.142.08	8
41.152.22	Central	35	57	22	40.142.08	8
41.151.25	Terminal	35	57	25	40.142.08	8
41.152.25	Central	35	57	25	40.142.08	8

Object holder

Also suitable as drawer or hatch handle, made of chromed brass.

Code	Version	⟷ base mm
41.620.00	Terminal, chromed brass	30x30
41.621.00	Central, chromed brass	30x30
41.622.00	10-mm Ø pipe, 500-mm long, chromed brass	-

Aluminium pulpit joints and bases

Pulpit joint

Made of anodized mirror polished aluminium, for 25/30-mm Ø pipes.

Code	Version	Slope	For pipe Ø mm	⟷ mm
41.022.00	round base	60°	25	70x50 h
41.023.00	round base	90°	25	70x50 h
41.024.00	sloped T	60°	25	70x80 h
41.025.00	straight T	90°	25	70x80 h
41.028.00	round base	60°	30	80x90 h
41.029.00	round base	90°	30	80x80 h
41.030.00	sloped T	60°	30	80x100 h
41.031.00	straight T	90°	30	80x90 h

◢ 41.022.00;41.028.00

◢ 41.024.00;41.030.00

◢ 41.023.00;41.029.00

◢ 41.025.00;41.031.00

Handrail terminal for upper fastening

Made of **anodized aluminium. Two parts** to fix the lower part with self-tapping screws and overlap the upper part.Ideal when studs cannot be fastened from the inside.

Code	Version	Ø mm	Height mm	Optional Tube	Optional studs and bolts	Studs mm
41.608.10	Terminal	50	60	41.610.00	40.142.08	8
41.609.10	Central	50	60	41.610.00	40.142.08	8

Handrail terminal, hidden screws

Made of polished anodized **aluminium**.

Code	Version	Base Ø mm	Height mm	For pipes mm	Optional Tube	Optional studs and bolts	Studs mm
41.608.00	Terminal	50	60	40x20	41.610.00	40.142.08	8
41.609.00	Central	50	60	40x20	41.610.00	40.142.08	8

Oval pipe

Polished and anodized.

Code	⟷ mm	Sold in bars	To be inserted in the handrail
41.610.00	40x20	2 metres	41.608.00; 41.609.00

Stainless steel and aluminium pipes

Tube

AISI 316

Made of **mirror-polished AISI316 stainless steel**.

Bars from			Ø	
2 m	3 m	6 m	include	mm
41.616.00	**41.616.03**	**41.616.01**	-	20x1
41.613.00	**41.613.03**	**41.613.01**	-	22x1.2
41.618.00	**41.618.03**	**41.618.01**	-	25x1.2
41.619.00	**41.619.03**	**41.619.01**	-	30x1.5

Tube

Made of **anodized light alloy.**

Bars			Ø mm
2 m	3 m	6 m	
41.020.00	**41.020.03**	**41.020.01**	20x1
41.021.00	**41.021.03**	**41.021.01**	22x1.2
41.027.00	**41.027.03**	**41.027.01**	25x1.5
41.033.00	**41.033.03**	**41.033.01**	30x1
41.034.00	**41.034.03**	**41.034.01**	35x1
41.035.00*	**41.035.03**	**41.035.01**	60x1.5

* *RAL 9003 white coating.*

Cap

Made of polished **chromed ABS**, to be used as terminal for pipe.

Code	Description
41.210.07	For 22-mm Ø pipes
41.210.01	For 25-mm Ø pipes

Handrails and accessories

◢ 41.914.01/02

◢ 41.914.03

Soft PVC handle

Internal part reinforced with stiff plastic. Hidden fastening screws.

Code	Length mm	Height mm	Centre distance mm	hole Ø mm	Colour
41.914.01	250	60	195	7	white
41.914.02	250	60	195	7	Grey RAL 7035
41.914.03	205	55	154	7	Grey RAL 7035

OSCULATI

Streamlined handle

AISI 316

Made of **mirror-polished AISI316 stainless steel**.

Code	Length mm	Height mm	Optional studs
41.104.00	185	29	40.142.06 (Ø 6 mm)

Sierra handle for drawers

Made of **mirror-polished AISI316 stainless steel.**

Code	Length mm	Height mm
38.120.00	125	17

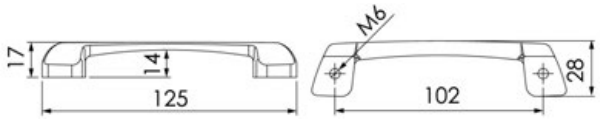



Oval tube grab rails

In stainless steel, mirror-polished, section 25.4x18.8 mm, fixed with 2 studs Ø 8 mm.

Code	Length mm	Height mm
41.909.01	200	60.6
41.909.03	300	70.0

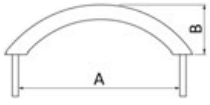

Oval pipe handrail, hidden screws

In **mirror-polished stainless steel**. 19x25 mm, fastening with 2 or 3 studs Ø 5/16 mm.

Code	Length (L) mm	F mm	Height mm	Studs
41.910.09	220	254	58	2
41.910.12	305	339	65	2
41.910.16	407	441	58	2
41.910.18	460	524	58	2
41.910.24	610	640	58	2
41.910.30	750	782	58	3
41.910.36	915	947	58	3

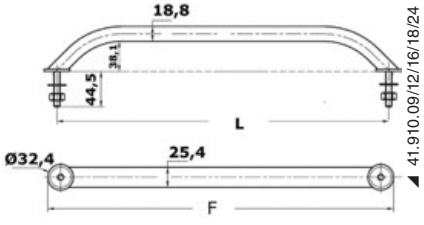

◢ 41.910.09/12/16/18/24

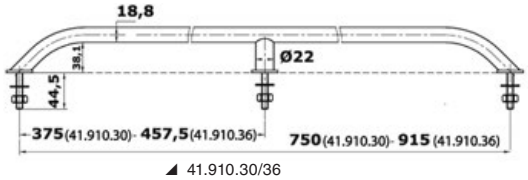

◢ 41.910.30/36

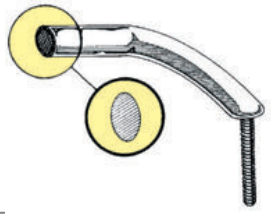

Oval pipe handrail with screws

Made of **mirror-polished stainless steel**. 19x25-mm section, **screw external mounting**.

Code	Length (L) mm	L+A mm	Height mm	Fixing plates
41.911.09	219	251	56	2
41.911.12	305	337	55	2
41.911.18	450	482	65	2
41.911.24	600	632	65	2
41.911.30	750	782	65	3
41.911.36	915	947	65	3

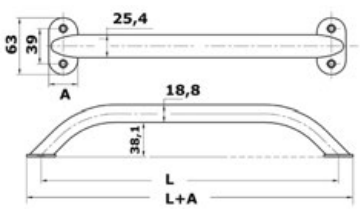

◢ 41.911.12/18/24

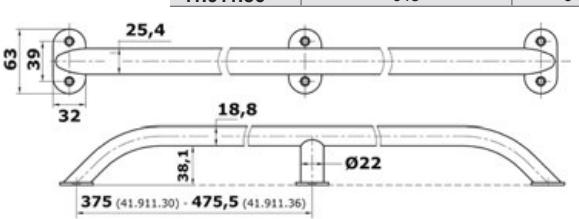

◢ 41.911.30/36

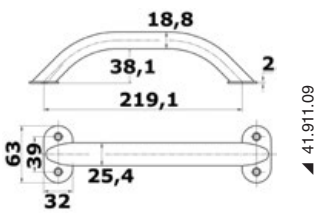

◢ 41.911.09

Handle fitted with plastic base

AISI 316

Made of **precision-cast mirror-polished AISI316 stainless steel**.

Code	Length mm	Height mm	Type of fastening	Optional studs
41.105.00	170	40	2 x 8 Ø mm studs	40.142.08
41.105.01	170	40	2 screws	-
41.106.00	300	50	2 x 8 Ø mm studs	40.142.08
41.106.01	300	50	2 screws	-



Handrail

AISI 316

Made of **mirror-polished AISI316 stainless steel, elliptical section**.

Code	Length mm	Section mm	Central uprights	Height mm
41.907.12	305	13x33	-	59
41.907.18	457	13x33	-	59
41.907.24	610	13x33	-	59
41.908.12	305	20x40	-	59
41.908.18	457	20x40	-	59
41.908.24	610	20x40	-	59
41.908.30	762	20x40	-	59
41.908.36	915	20x40	-	59
41.908.48	1220	20x40	1	59
41.908.60	1525	20x40	1	59
41.908.72	1829	20x40	1	59
41.908.82	2080	20x40	1	59



External screw mounting kit for handrail

Code	Version
41.907.00	Kit: 2 plates + 2 screws for 41.907.12; 41.907.18; 41.907.24
41.908.00	Kit: 2 plates + 2 screws for 41.908.18; 41.908.24; 41.908.30; 41.908.36
41.908.01	Kit 3 plates + 3 screws for 41.908.48; 41.908.60; 41.908.72; 41.908.82

Deluxe handrail

Made of 30-mm Ø mirror-polished AISI316 stainless steel covered with synthetic leather. Stud mounting.

Code	A mm	B mm	C mm	D mm
41.912.15	450	310	270	M8
41.912.25	750	610	570	M10



Stainless steel pulpits

Fitted with 22-mm diameter tube, mirror-polished finish and mounting studs.

Bow pulpit for sails or pilot boats up to 7 metres



Adjustable +/- 15 cm.

Code	Width cm	Depth cm	Height cm
41.670.00	80	90	45

Bow pulpit for sails up to 9 metres

Made of AISI316 stainless steel. Adjustable +/- 15 cm. Fitted with central reinforcement tube.

Code	Width cm	Depth cm	Height cm
41.671.00	78	110	60

Stern pulpit for boats up to 7 metres

2-piece pulpit for sailing boats up to 7 metres.

Code	Width cm	Side cm	Opening angle	Height cm
41.670.01	(rear view) 35	40	100°	45

Stern pulpit up to 9 metres

Made of AISI316 stainless steel. 2-piece pulpit for sailing boats up to 9 metres. Fitted with central reinforcing pipe.

Code	Width cm	Side cm	Opening angle	Height cm
41.671.01	(rear view) 40	43	100°	60

Stanchions and bases

Stanchion for female bases

AISI 316

Made of mirror-polished **AISI316 stainless steel**, 25-mm Ø, **stainless steel** head, central hole with **stainless steel** pipe.

Code	Ø mm	A mm	B mm	C mm	F1 Ø mm	F2 Ø mm
41.174.39	25	465	455	197	10.4	12.8
41.174.40	25	625	615	315	10.4	12.8
41.174.41	25	715	705	315	10.4	12.8
41.175.01	25	465	454	200	10.5	10.2
41.175.02	25	620	610	310	10.5	10.2
41.175.03	25	720	710	362	10.5	10.2



Stanchion for male bases

AISI 316

Made of **mirror-polished AISI316 stainless steel.** For mounting into the base with a screw that lets the stanchion rotate on the base for alignment with the stringer.

Code	Ø mm	A mm	B mm	C mm	F1 Ø mm	F2 Ø mm	Recommended baseplate
41.176.11	25x1.5	625	615	300	10.4	12.7	**41.173.25; 41.173.60**
41.176.12*	25x1.5	625	615	240	10.4	12.7	**41.173.25; 41.173.60**
41.177.01	30x2	627	615	320	11.7	12.7	**41.173.30**
41.177.02	30x2	752	740	440	11.7	10.8	**41.173.30**

ORC-complying model

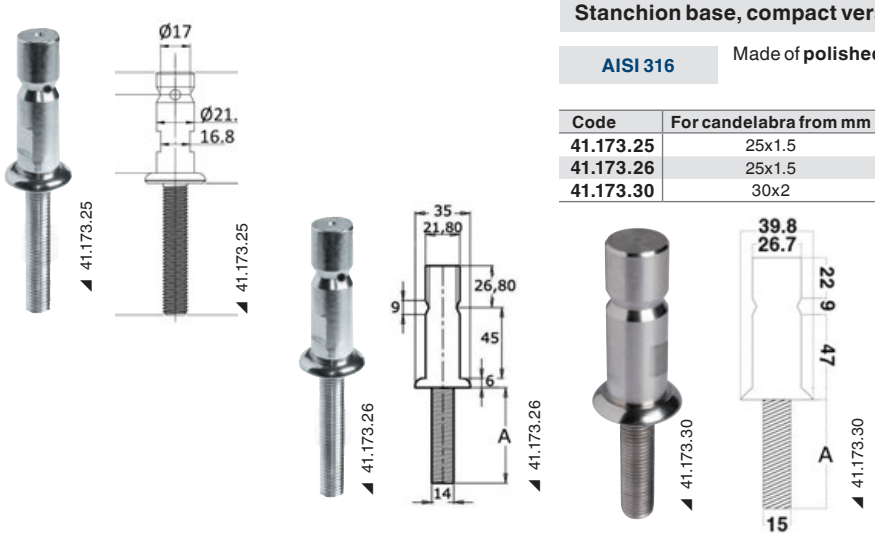

Stanchion base, compact version

AISI 316

Made of **polished AISI316 stainless steel,** for mounting **inside** the stanchion.

Code	For candelabra from mm	A mm	Version	Recommended for
41.173.25	25x1.5	75	Nut mounting	**41.176.11**
41.173.26	25x1.5	45	Nut mounting	**41.176.11**
41.173.30	30x2	60	Nut mounting	**41.177.01; 41.177.02**

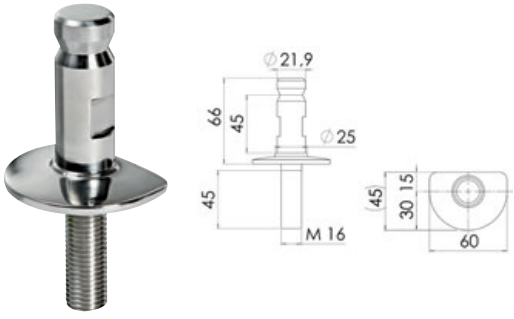

Stanchion oval base

AISI 316

For mounting inside the stanchion.

Code	For candelabra from mm	Recommended for
41.173.60	25x1.5	41.176.11/12

AISI316 stainless steel cast base for stanchion

AISI 316

25-mm Ø, made of **precision-cast mirror-polished AISI316 stainless steel**

Code	Version	Base mm	Height mm
62.510.04	sloped at 7°	90x56	60
62.510.05	straight	90x56	60

Alloy base for stanchion

Made of **anodized aluminium.**

Code	Version
41.173.10	7° sloped, depends on the surface level
41.173.11	90° perpendicular

Stanchion base with reinforcing plate

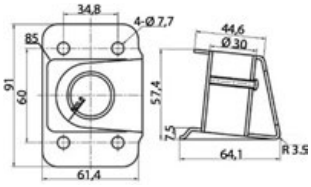

Made of **polished stainless steel**. 4° deck angle, 4-screw mounting, very sturdy and practical.

Code	for pipe Ø mm
41.173.20	25

Twin stanchion for internal bases

AISI 316

Code	Ø mm	Height mm	Version	Recommended baseplate
41.176.00	25x1.5	617	Without stud	41.173.25; 41.173.60
41.175.99	25x1.5	622	With stud	41.173.25; 41.173.60

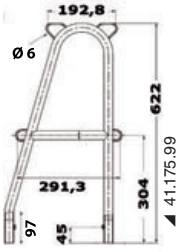

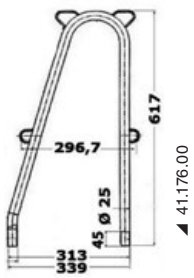

Coupling sleeve

AISI 316

Made of **AISI316 stainless steel**, for mounting on stanchions. Strong point for several purposes, 8-mm Ø hole.

Code	For pipe Ø mm
41.861.21	22
41.861.22	25

Stainless steel side handrail with inclined uprights

AISI316. With stainless steel bases and 22-mm Ø polished pipe.

Code	Version	Length cm	Height cm
41.682.00	-	100	11
41.685.00	with central upright	140	21
41.686.00	with double central upright	175	21

Sold in pairs.







Fishing rod holders and accessories

Fishing rod holder for bulkhead mounting, fixed version

Made of white plastic, 6-screw mounting.

Code	Inside Ø mm	Length mm
41.168.13	41	233

Fishing rod holder for bulkhead mounting, with U bolts.

Made of **white plastic**. Mounting with **stainless steel** clamps.

Code	Inside Ø mm	Length mm
41.168.09	41	229

High-strength nylon fishing rod holder with base

360° horizontal and 90° vertical swivelling with snap coupling system into the base.
Rod lock by means of a rotating ring nut.

Code	Ø max tube mm
41.168.90	40
41.168.91	50

41.168.96 *OPTIONAL 22/32-mm base for pulpit tube.*

41.168.95 *OPTIONAL Additional flat base.*

Nylon adjustable fishing rod holder

Made of **nylon**. 360° horizontal swivelling and locking, 140° vertical adjustment. Slide the fishing rod into the holder and the reel will get stuck into its dedicated recess. Upper rod-locking ring. **Bayonet** mounting system of the holder, which can be removed from the bulkhead base.

Code	Inside Ø mm	Length mm	OPTIONAL base
41.169.00	38	200	**41.169.01**

* *Flush-mounting base for deck instead of bulkhead-mounting of fishing rod holder*

Stainless steel fishing rod holder for bulkhead mounting, fixed version

Made of **stainless steel**, 2-clamp mounting, internal wear-resistant **PVC** bushing.

Code	Inside Ø mm	Length mm
41.168.12	41	229

Removable fishing rod holder for bulkhead mounting

Mirror-polished stainless steel bayonet rod holder fitted with rubber bushing.

Code	Inside Ø mm	Length mm
41.212.12	45	250

Fishing rod holder for bulkhead mounting, hidden screws

AISI 316

Bulkhead mounting with stabilizing plates.

Code	Inside Ø mm	Length mm	ORDER BY BOX
41.170.55	37	155	2

Fishing rod holder for bulkhead mounting with pull-out pin

Made of polished stainless steel with technopolymer-tipped end. It comes with fastening clamps and pull-out plug to fasten the rod.

Code	Inside Ø mm	Length mm
41.168.14	40	270

Pulpit rod holder

Snap mounting on 22/30-mm Ø pipes.

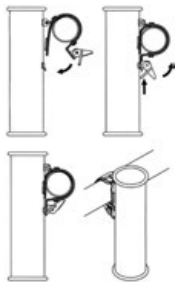

Code	Inside Ø mm	Length mm
41.170.57	37	155

Pulpit or handrail rod holder

AISI 316

OSCULATI

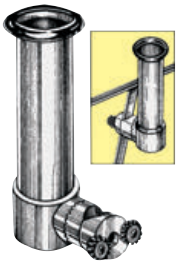

Adjustable in **any direction**. It can be fixed in a matter of seconds. Fitted with rubber bushing and rod locking pin. **AISI316 stainless steel base and pipe**.

Code	For pipe Ø mm
41.167.00	20/28*
41.167.30	35/40

* **41.167.01** *SS knob to adapt rod holder 41.167.00 to 30-mm pipes.*

Fishing rod holder for pipe mounting

AISI 316

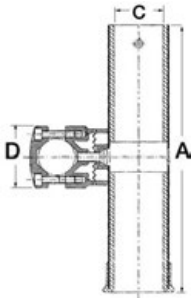

360° horizontal and vertical swivelling. An adjusting screw passes through the rod holder pipe therefore there is **no need to unscrew the clamp**. Made of **precision-cast polished AISI316 stainless steel** + santoprene bushing.

Code	For pipe Ø mm	A mm	C mm	D mm
41.167.60	22/25	225	42	47.6
41.167.61	30/35	225	42	47.6

ULTRA fishing rod holder for pipe mounting

AISI 316

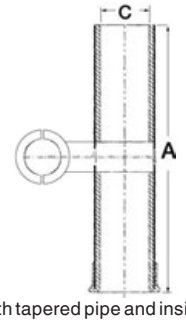

High-quality product with tapered pipe and inside rod protection made of santoprene. 360° swivelling clamp (horizontal/vertical). Mirror-polished AISI316 stainless steel.

Code	For pipe Ø mm	Length (A) mm	Internal diameter (C) mm
41.167.57	22/25.4	235	44.4
41.167.58	25/31.8	235	44.4

Fishing od holder for pipe mounting

360° horizontal and vertical swivelling. Inside PVC bushing for rod protection. Mirror-polished AISI316 stainless steel. Dead end with water drain and rounded edges.

Code	For pipe Ø mm	Inside Ø mm	Length mm
41.167.56	22/25/28	41.5	225

Fishing rod holder with clamp

100% mirror-polished AISI316 stainless steel with plastic protection bushing for rod protection.

Code	For pipe Ø mm	Height mm	Bore Ø mm
41.167.95	25/30	310	39

Adjustable fishing rod holder

100% mirror-polished AISI316 stainless steel with plastic bushing for rod protection. Adjustable from 90° to 15°.

Code	Base mm	Height mm	Bore Ø mm
41.167.90	82x72	325	39

Chromed brass adjustable fishing rod holder

Made of **chromed brass**, with bushing for rod protection.

Code	Base mm	Height mm	Bore Ø mm
41.170.00	99x65	330	33
41.170.01	99x65	350	40

Stainless steel adjustable fishing rod holder

AISI 316

OSCULATI

100% **AISI316 stainless steel base and pipe.** Fitted with **rubber** bushing for rod protection. Suitable for all fishing rods available on the market. Special plastic wing nut for easy screwing. Fitted with large and sturdy base with internal rod locking pin.

Code	Base mm	Height mm	Bore Ø mm
41.168.00	82x72	350	46

Spare base for fishing rod holder

Code 41.168.98
Additional spare base for fishing rod holder 41.168.00. Also suitable for 41.167.90, 41.170.00, 41.170.01.

Spare bushing for fishing rod holder

For fishing rod holder 41.167.00/30, 41.168.00/05/10.

Code	Ø mm	
	External	inside
41.168.99	47	42

Click removable rod holder

Made of chromed brass. Adjustable angle both in vertical and horizontal position. Fitted with gasket for rod holder.

Code	Base mm	Height mm	Bore Ø mm
41.178.00	93x63	250	40

Recess-fit fishing rod holder, simple version

Made of **polycarbonate**, low-cost model.

Code	Ø mm	Depth mm
41.168.02	40	240

Recess-fit fishing rod holder with watertight cap

Made of **white polypropylene**, fitted with rod locking pin on the bottom, 83x105 mm flange.

Code	Ø mm	Depth mm
41.168.04	42	230

Recess-fit fishing rod holder with stainless steel flange, 60° slope

OSCULATI

Made of **white nylon**, fitted with **mirror-polished AISI316 stainless steel** finish front face. With watertight cap.

Code	Ø mm	Depth mm
41.211.40	42	240



UV-stabilized polyethylene fishing rod holder

Rounded edges and spherical bottom for better housing of the rod.

Code	Slope	Inside Ø mm	Fixing plate		Length mm	Colour
			Type	mm		
41.164.01	90°	43	Square	87x58	230	Black
41.164.02	90°	43	Square	87x58	230	white
41.164.03	30°	43	Square	87x63	240	Black
41.164.04	30°	43	Square	87x63	240	white
41.164.05	30°	43	Oval	115x90	240	Black
41.164.06	30°	43	Oval	115x90	240	white

Chromed-brass flush-mount fishing rod holder

Made of **chromed brass** with rubber bushing for rod protection. Universal size, fitted with rod locking pin.

Code	Ø mm	Closure cap
41.168.01	42	41.168.03 INCLUDED

Recess-fit fishing rod holder with trapezoidal flange

Made of mirror-polished **stainless steel**, fitted with PVC bushing for rod protection.

Code	Slope	Inside Ø mm	Length mm	Closure cap
41.211.70	60°	42	228	Yes
41.211.71	75°	42	228	Yes
41.211.72	90°	42	228	Yes

Recess-fit fishing rod holder with watertight cap

OSCULATI

AISI 316

Made of precision-cast mirror-polished AISI316 stainless steel. New oval flange, great design. White santoprene watertight cap included.
PVC water discharge fitting.

Code	Direction	Length mm	Inside Ø mm	Optional water drain connection	Flange
41.211.50	Straight at 90°	230	41	**41.211.58**	Oval
41.211.55	Sloped at 75°	230	41	**41.211.58**	Oval
41.211.56	Sloped at 60°	230	41	**41.211.58**	Oval
41.211.60	Sloped at 60°	250	41	**41.211.58**	Trapezoidal

Vertical flush-mount fishing rod holder - HD version

OSCULATI

Made of **stainless steel**. Fitted with **soft PVC** internal bushing. Watertight cap included.

Code	Inside Ø mm
41.168.11	42

Watertight cap

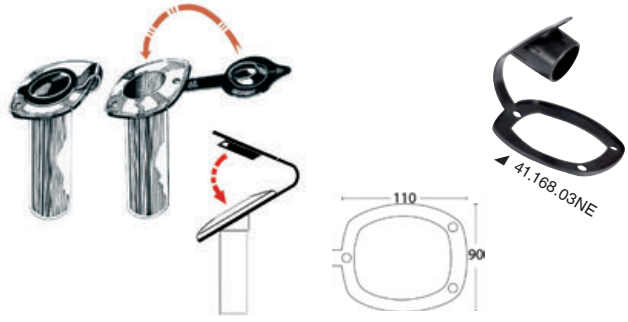

Made of soft **PVC**, suitable for flush-mount fishing rod holders. For item 41.168.01 and all other similar rod holders.

Code	Colour
41.168.03BI	white
41.168.03NE	Black

Base with LED for fishing rod holder

White technopolymer base with LED crown. Universal for fishing rod holder 41.211.70/71/72 and 41.168.11.

Code	V	A	⟷ mm
41.211.75	12	0.08	127.6x52.2



Plastic fishing rod holder for bulkhead mounting

Lightweight version.

Code	For n° rods	Bore Ø mm	⟷ mm
41.170.93	2	44	270x220
41.170.94	3	44	270x315

Plastic fishing rod holder for bulkhead mounting

Fitted with bracket with housing for pliers and knives, 44-mm diameter hole.

Code	Version	Length mm	Material
41.171.00	3 rods	300	☐ white
41.172.00	1 rod	158	☐ white

Stainless steel fishing rod holder

AISI 316

Bulkhed mounting. Rod locking pin. Upper and lower rounded edges. Mirror-polished.

Code	Version	Width mm	Height mm
41.167.80	3 rods	298	220
41.167.81	For 4 rods	420	220

Steel fishing rod holder for bulkhead mounting

100% mirror-polished stainless steel with plastic bushings for rod protection.

Code	Version	⟷ mm
41.170.52	2 rods	280x235 (H)
41.170.53	3 rods	343x235 (H)

Fishing rod holder for bulkhead mounting

Made of fast white polyethylene, fitted with mounting bracket. Sold in pairs.

Code	Version	Length mm	Height mm	Width mm
41.128.02	2 rods	225	80	65
41.128.04	For 4 rods	390	80	65

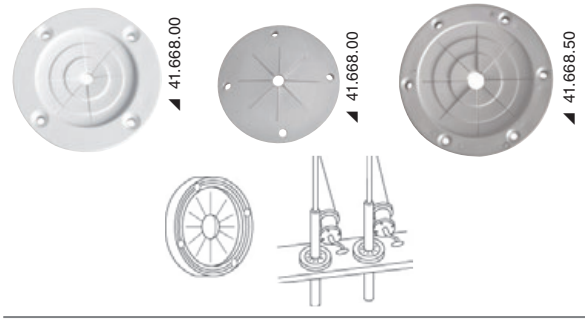

Fishing rod rubber diaphragm

Elastic movable fins, for bulkhead mounting. Mounted in pairs, they protect the fishing rods. White colour, they can also be used as fairlead rings.

Code		Inside Ø mm	External Ø mm	Colour
41.668.00		10/50	70	white
41.668.01	New	10/50	70	Black
41.668.50		15/75	100	white



Fishing rod bracket

Horizontal or vertical mounting, **black polypropylene** body, closed-cell **soft neoprene** inside. Sold in pairs.

Code	Version	Base mm	Overhang mm
41.127.50	3 rods	198x62	71
41.127.53	5 rods	285x54	57

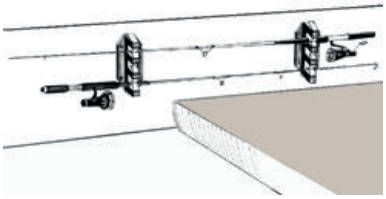

New Aluminium fishing rod holder

Fishing rod holder for bulkhead or ceiling mounting. Made of aluminium. Rubber inside inserts for protection purposes.

Code	Version	⟷ mm
41.170.21	1 rod	-
41.170.22	3 rods	346x38
41.170.23	For 4 rods	457x38

41.170.21

41.170.23

41.170.22

QUICKLIFT 2-in-1 and 3-in-1 fishing rod holder

Made of anodized aluminium + technopolymer/fibreglass. Adjustable angle.

Code	Description	Inside Ø mm	Version
41.167.77	To be fitted into flush-mount rod holders	38	2 rods
41.167.87	To be fitted into flush-mount rod holders	38	3 rods (right)
41.167.88	To be fitted into flush-mount rod holders	38	3 rods (left)
41.167.78	For 25-mm Ø pulpit pipes	38	2 rods


41.167.78

41.167.77

41.167.88

41.167.87

Raised tubular fishing rod holder

Polished stainless steel. 360° locking system for adjustment in several positions.
For standard sloped rod holders.

Code	Description	Inside Ø mm
41.181.00	Tall swivelling rod holder	32
41.182.00	Tall swivelling rod holder	38

Tackle and bait tray

Made of polyethylene with adjustable aluminium support and conical bushing.

Code	Version	⟷ mm
41.168.07	To be fitted into flush-mount rod holders	460x375
41.168.25	For 25-mm Ø pulpit pipes	460x375
41.168.17*	To be fitted into flush-mount rod holders	700x420
41.168.21*	For 25-mm Ø pulpit pipes	700x420
41.168.19	For 25-mm Ø pulpit pipes	850x460

* *285- to 580-mm adjustable bracket*

41.168.25

41.168.07/25

41.168.07

41.168.07/25

41.168.17

41.168.21

41.168.19

New Rotating Recessed Rod Holder Streamline 360

Innovative rod holder with an attractive design, made of stainless steel 316 with a hidden fastening system.
Equipped with a **patented device** that allows a **rotation** of 360° in 5° increments simply by pressing a button.
It will be possible to secure the fishing rod in any position and easily make adjustments based on the conditions of the wind, currents, and tide.
Designed by fishermen for fishermen, Streamline360 will make fishing simple and safe, maximizing the fun and final outcome of the trip even in the most challenging conditions.

Code	Length mm	Inside Ø mm	Optional water drain connection
41.200.01	197	50	-
41.200.03	184	50	**41.200.40**

Foldable fishing rod holder rack

Made of anodized aluminium with 32-mm Ø pipes. Fitted with 6 rod holders and all mounting accessories. When not in use, the rack can be folded onto the stringer.

Code	Maximum width mm		Maximum height mm
	at the base	at the top	
41.690.01	2400*	1900*	1640*

* *pipes can be shortened to the required length*

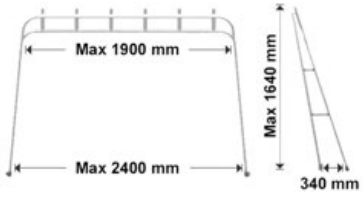

Fishing rod holder rack for awnings

Designed to be fitted to any awnings with 25-mm Ø pipes and a maximum width up to 1.9 metres (the rack can be adjusted to fit narrower awnings). Anodized aluminium construction, 6 fishing rod holders.

Code	Maximum width of the awning m	Height m
41.690.03	1.90	1

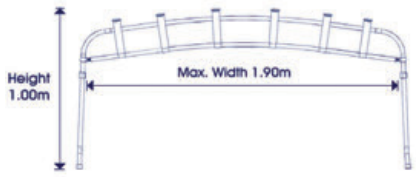

RAILBLAZA®

New RAILBLAZA Gear Hub Multifunction Box



Gear Hub allows for stowing, transporting, organizing, and protecting everything needed for an excellent fishing session.
Endless possibilities for use and customisation thanks to adaptable Railblaza accessories (not included).
Suitable for fishing from shore, beach, kayak, canoe, or boat.
- 4 integrated rod holders in the corners
- Can contain 8 Plano 3600 (not included) or similar
- 9 Integrated Guide Tracks for Railblaza Accessories
- Multiple attachment and anchoring points
- Integrated handles
- Non-slip rubber feet
- Entirely stainless hardware
- Hinged lid with locking closure

Code	Cod. Railblaza	⟷ mm	kg
47.350.00	09-4227-11	330 x 330 h.330	2.75

RAILBLAZA® fishing gears with STARPORT® fastening

New RAILBLAZA Starport bases

Sold complete with gasket and mounting screws.

Code	Cod. Railblaza	Mounting	Dimensions mm	Colour
41.301.00	03-4015-11	flat	Ø64.5	Black
41.301.10	03-4014-11	bulkhead	-	Black
41.301.20	03-4046-11	On Heavy Duty level	99.5 x 52	Black

41.301.00

41.301.10

New RAILBLAZA Starport bases for pulpits and rails

Complete with rubber gasket to prevent rotation.

Code	Cod. Railblaza	Mounting	Colour
41.303.00	03-4011-11	Tubes 19-25 mm	Black
41.303.10	03-4013-11	Tubes 30-41 mm Panels and rails 32 x 32 Hobie AKA and H-Rail	Black

41.303.00

New RAILBLAZA Starport bases for rails and awnings

Does not damage the awning fabric. Not recommended for rod holders.

Code	Cod. Railblaza	Mounting	Colour
41.304.00	03-4165-11	Frames 28 or 32 mm Rods 19 / 22 / 25 mm	Black

41.305.00/01

41.305.10

41.305.11

New RAILBLAZA Starport adhesive mount

For gluing on any surface not to be drilled.
3M VHB adhesive for easy installation on Hypalon, PVC, fiberglass, etc.
RIBport can also be glued with two-component adhesive.

Code	Cod. Railblaza	Name	Dimensions mm	Colour
41.305.00	03-4087-11	QuikPort	Ø90	Black
41.305.01	03-4087-21	QuikPort	Ø90	white
41.305.10	03-4064-11	RIBPort	154.5 x 117	Black
41.305.11	03-4064-21	RIBPort	154.5 x 117	white

41.305.10

41.306.00

41.306.10

41.306.20

New Bases for RAILBLAZA Starport guides and rails

Installation without drilling cable trays or TracLoader rails.
For gunnel track systems including Crestliner SureMount, Tracker VersaTrack, Lund Sport Trak, Lowe Boats, Princecraft PrinceTrak, Xpress Boats, War Eagle, G3, Ranger & more • Fits kayak tracks on Hobie, Wilderness, Jackson, YakAttack, Galaxy, Ocean Kayak, Native & more

Code	Cod. Railblaza	Output	Colour
41.306.00	03-4129-11	Vertical	Black
41.306.10	03-4128-11	Horizontal	Black
41.306.20	03-4145-11	inclined 45°	Black

41.306.20

41.306.10

41.306.00

New RAILBLAZA Starport TracLoader Gunnel Rails

Made of pre-drilled anodized aluminum.

Code	Cod. Railblaza	Dimensions mm	Length mm
41.307.10	01-4156-11	40 X 15	1000
41.307.50	01-4155-11	40 X 15	500

41.308.00

New RAILBLAZA Starport MiniPort base for TracMount rails

For kayak rails including Hobie, Wilderness, Jackson, YakAttack, Galaxy, Ocean Kayak and Native Watercraft lines.

Code	Cod. Railblaza	Colour
41.308.00	03-4108-11	Black

New RAILBLAZA Starport II rod holder

Robust and highly adjustable to ensure the rod is safe in almost all positions.
- For spinning reels, bait casters, boat reels, and fly reels;
- The rotating collar helps reduce 'sudden jerks';
- End pin to reduce the rod rotation; lift to let the poles slide;
- Swivelling at 360° and 90° in vertical.

Code	Cod. Railblaza	Description	Colour
41.310.00	02-4020-11	Rod holder	Black
41.310.90	02-4137-11	125-mm extension	Black

New RAILBLAZA Starport R rod holder

A lightweight rod holder for freshwater and coastal fishing.
- For spinning reels, baitcasters, and fly reels.
- Not recommended for towing.
- With safety strap for rod and reel.
- Swivelling at 360° and 90° in vertical.

Code	Cod. Railblaza	Colour
41.311.00	02-4082-11	Black

New RAILBLAZA Starport Rod Tube rod holder.

- For spinning reels, baitcasters, and fly reels.
- End pin to reduce rod rotation; lift to let the poles slide.
- Swivelling at 360° and 90° in vertical.
- Always use a cord on the rod.

Code	Cod. Railblaza	Colour
41.312.00	02-4118-11	Black

New

RAILBLAZA Rod Rak rod holder for bulkhead mounting

Robust modular rod holder (can be used singly or in series by fixing it to the nearest one).
Suitable for handles from 25 to 38 mm.
Can be mounted on bulkhead or ceiling.
Rubber inserts for protection purposes.
Prepared for an elastic strap (not provided) for a definitive fixing of the rod.
Sold in pairs (4 pcs) for 2 rods.

Code	Cod. Railblaza	Colour
41.313.00	09-0008-11	Black
41.313.01	09-0008-21	white

New

RAILBLAZA Rod Stow vertical rod holder for bulkhead mounting

Single or modular rod holder (modules can be connected endlessly).
Suitable for grips up to 40 mm.
End stop pin that prevents the rod rotation (removable).
In the multiple version a compartment is available for bait, tools, and more (between the two rods).

Code	Cod. Railblaza	Mounting	Dimensions mm	Colour
41.314.00	09-0009-11	Single	250 x 60 x 65	Black
41.314.11	09-0009-21	Single	250 x 60 x 65	white
41.314.20	09-0010-11	Double	250 x 220 x 65	Black
41.314.30	09-0011-11	Triple	250 x 375 x 65	Black

New

RAILBLAZA Starport spooling station

Accepts rolls up to 50mm and width 115 mm.
Swivelling.
Adjustable tension brake.
Cable guide.
Accepts rolls up to 50mm and width 115mm.

Code	Cod. Railblaza
41.315.00	09-4159-11

New

RAILBLAZA Starport Mount for transducers

Easy removal of the transducer.
Allows rotation off water even for short distances.

Code	Cod. Railblaza	Description
41.316.00	02-4060-11	For Kayaks and Canoes
41.316.10	02-4086-11	For Kayaks and Inflatables

New RAILBLAZA Starport Mounts for FisherFinder

Prepared to accept specific Garmin instruments or brackets of all brands.
- 360° friction joint.
- Adjustable to fit complex mounting positions.
- Tool-free removal.

Code	Cod. Railblaza	Bracket	Load capacity Kg	Base dimensions mm
41.317.00	02-4178-11	Series 4-7" ECHOMAP Series 5-7" STRIKER	-	-
41.317.10	02-4140-11	For square or round brackets	1.5	102 x 102 h.170
41.317.20	02-4136-11	For U-brackets	-	160 x 60
41.317.30	02-4141-11	For U-brackets	1.5	160 x 60 h.170

41.317.00

41.317.10

41.317.00

41.317.10

41.317.20

41.317.30

New RAILBLAZA Starport Mounts for Camera

The best way to preserve your camera and capture the action.
- Fits on threaded chambers ¼ 20.
- Includes adapter for 3-foot GoPro bracket.
- Extension with 5 possible inclinations.

Code	Cod. Railblaza	Bracket	Load capacity Kg
41.320.00	02-4053-11	Camera Mount bracket	-
41.320.10	02-4132-11	Camera Mount + joint and extension up to 650mm	0.8



41.320.10

41.320.00

New RAILBLAZA Starport Mount for Electric Trolling Motors

Adjustable in all directions.
Foot securing strap that prevents vibrations.
Easy removal to clear the deck.

Code	Cod. Railblaza
41.321.00	02-4158-11

New RAILBLAZA Starport Extensions and Accessories for Bases

Code	Cod. Railblaza	Description
41.322.00	03-4016-11	Fixed extension 125 mm
41.322.10	03-4144-11	360° rotatable extension + 15° adjustable tilt
41.322.20	03-4042-11	360° swivelling 41-mm extension
41.322.30	02-4147-11	Swivel arm (ideal for extending fishfinders) Length 200 mm - Height 110 mm
41.322.40	02-4043-11	Universal adapter to make every object compatible Starport + Male/Female Adapter

41.322.00

41.322.10

41.322.20

41.322.30

41.322.40

41.323.10

41.323.20

41.323.10



41.323.00

New RAILBLAZA Starport Cup Holders and Accessory Holders

Code	Cod. Railblaza	Name	Description	Dimensions mm
41.323.00	02-4040-11	StowPod	• Suitable for vertical or horizontal StarPort mounts • Mobile drink holder divider	255 X 88 X 105
41.323.10	09-4150-11	Equipment carrier "Tackle Caddy"	Ideal for fishing gear including pliers, keys, baits, phones, VHF, binoculars, drink bottles, sunscreen and more. • Contains 2 Stowaway Plano® series 3400 boxes or similar • Elastic cord included to secure tools and boxes • Bulkhead mounting • Compatible with StarPort using adapter 41.322.40 (02-4043-11)	300 x 115 x 125
41.323.20	02-4048-11	"DrinkHold" cup holder	Carry anything from bottles to coffee cups, plus the option to hang baits or store pliers. Can be mounted horizontally or vertically.	-

41.324.00

41.324.10

New RAILBLAZA Starport Tool Holder

Code	Cod. Railblaza	Description
41.324.00	02-4033-11	Securely holds a mobile phone, GPS, VHF, PLB, or other devices. • Spring-loaded arm • Rubber grips • Retention strap
41.324.10	02-4131-11	Securely holds an iPad, a Galaxy tablet, or another device. • Suitable for devices from 4 3/4" to 10" (from 120 to 250 mm). • 360° swivel with lockable R-Lock couplings • Vertical and horizontal display • Tilt angle greater than 90° • Contains hard, soft, and waterproof cases • Rubber grips securely hold devices without slipping or getting damaged.

New RAILBLAZA Starport Multifunction Eye Bolt

Code	Cod. Railblaza	Description
41.325.00	02-4003-11	Multi-function eye bolt Ø 25 mm

41.326.35

41.326.50

New RAILBLAZA Starport Tube Holder with Lock

Suitable for a wide range of equipment such as torches, knife sheaths, boat hooks, oars, gaffs and more.

Code	Cod. Railblaza	For pipe Ø mm
41.326.35	02-4026-11	35
41.326.50	02-4027-11	50

New RAILBLAZA Starport Signal Flag

Fiberglass rod.
Fiberglass rod.

Code	Cod. Railblaza	Length mm
41.327.00	02-4010-11	1200

RAILBLAZA® fishing accessories with HEXX® mounting

New RAILBLAZA HEXX® Mounts for FishFinder

90° Rotation.
Room-saving for mounting in confines spaces.
Easy and quick removal ensures safety on valuable items.
1 Hexx base included.

Code	Cod. Railblaza	Load capacity Kg	Bracket
41.410.00	11-4174-11	3	90° rotation + 180° tilt
41.411.00	11-4175-11	5	90° Rotation

◢ 41.410.00

◢ 41.410.00

◢ 41.411.00

◢ 41.411.00

◢ 41.411.00

New RAILBLAZA HEXX® Mount for Live Pole 60 Transducers

It perfectly places the soft grip at hip height for easy use.
- 360° rotation of the transducer
- Fully foldable for storage and save space
- 1 Hexx base included
- Storage bag included

Code	Cod. Railblaza	Open dimensions mm	Dimensions closed mm
41.412.00	11-4190-11	1550	830

New RAILBLAZA HEXX® Heavy Duty Rod Holder

Designed for significant trolling and heavy loads.
For spinning reels, bait casters, boat reels.
The rotating collar helps reduce "sudden jerks".
End pin to reduce rod rotation.
90° lockable rotation.
High resistance, UV stabilized, engineered polymer construction.
Isolated fastening system to prevent corrosion caused by different metals.
1 HEXX base included.
Always use a cord on the rod.

Code	Cod. Railblaza	Colour
41.413.00	11-4189-11	Black

Spinning reels

Bait coster reels

ULTRA Fishing Rod Holder — **41.167.57-58**

Fish Smarter, Not Harder

Sleek Design | AISI316 | 360° Rotation | Rod Protection

www.osculati.com

Gangways and accessories

Alloy lightweight gangway

OSCULATI

Made of **anodized aluminium** fitted with grating made of white anti-skid material, supplied with two **stainless steel** stanchions, wheels, **stainless steel** pivot pin and stringer bushing.

Code	Version	Length m	Width cm	kg
42.658.00	Fixed	2	33	10

Gangway with grating

OSCULATI



Made of **anodized aluminium**, fitted with genuine Siam **real teak grating**; supplied with two **stainless steel** stanchions, rubber wheels, **stainless steel** pivot pin and flush-mount bushing.

Code	Version	Length m	Width cm	kg
42.657.00	Fixed	2.1	34	13

Foldable gangway

OSCULATI

Made of **anodized aluminium**, fitted with grating coated with white foldable antiskid material; foldable version, the two parts can be separated with two snap-in **stainless steel** pins.

Code	Version	Length m	Width cm	kg
42.656.00	foldable	2	33	12.6



Aluminium gangways with oversized stringers

OSCULATI

High-quality product, fitted with aluminium grating coated with antiskid stringers; it includes stanchions with handrail rope.

Code	Version	Length m	Width cm	Cup Ø mm	kg
42.659.00	Fixed	2.1	36	25	14
42.660.00	foldable	2.1	36	25	16
42.660.01	foldable	2.6	36	25	18
42.660.02	foldable	3.1	36	25	22



Foldable alloy gangway with inserts

Made of **white lacquered aluminium**, fitted with **mirror polished AISI 316 stainless steel** accessories and **aluminium** grating with antiskid **Iroko** inserts; **stainless steel** stub.

Code	Version	Length m	Width cm	Cup Ø mm	kg	Set of candelabra OPTIONAL
42.662.01	foldable	2.1	36	25	16	**42.662.11**
42.662.02	foldable	2.6	36	25	18	**42.662.12**
42.662.03	foldable	3.1	36	25	21	**42.662.13**



Foldable gangway with grating



Made of anodized aluminium, foldable in two pieces, fitted with genuine Siam **real teak grating**; supplied with two **stainless steel** stanchions, rubber wheels, **stainless steel** pivot pin and flush-mount bushing. Fastening bushing Ø 25mm.

Code	Version	Length m	Width cm	kg
42.667.20	foldable	2.1	36	15

Extra aluminium gangway



Made of **anodized aluminium**, fitted with high-quality genuine Siam teak grating; It includes stanchions with handrail rope. Mounting socket Ø 25mm.

Code	Version	Length m	Width cm	kg
42.680.00	foldable	2.1	36	18
42.680.01	foldable	2.6	36	20
42.680.02	foldable	3.1	36	24

Mirror polished stainless steel foldable gangways

Frame made of **round pipe** for extra strength, **precision-cast AISI 316 stainless steel** hinges and head, fitted with Iroko grating.

Code	Version	Length m	Width cm	kg
42.643.01	foldable	1.6	28	11
42.643.02	foldable	2.2	28	13.5



Stainless steel gangway/ladder

Fitted with wooden grating/steps; mirror polished **stainless steel** structure.

Code	Version	Length m	Width cm	kg
42.647.00	with plane transformable in steps	1.5	35	20



Polybridge II + EVA folding gangplank made of carbon

FPT (technical polyurethane) construction. Anodized aluminium hinges.
Wheels with stainless steel case to lift the gangplank. Double pivoting lock.
It can be mounted with a single pin to let the gangplank swing, or with two pins for mere tilting (both pins included).
The walking surface can be fitted with a white anti-slip cover, or covered in brown or grey EVA.

Code	Length m	Width cm	Length when folded m	Thickness when folded cm	Safety capacity kg	kg	Version
42.663.00	2.2	34	1.1	14	140	8	nonslip
42.663.10	2.2	34	1.1	14	140	8	w/brown EVA
42.663.20	2.2	34	1.1	14	140	8	w/grey EVA
42.663.61	2.6	34	1.3	14	140	10	nonslip

42.660.25; 46.659.25; 42.660.25 *OPTIONAL fastening bushing*

42.663.00

42.663.00

42.663.00

42.663.00

42.663.00
42.663.10
42.663.00
42.663.20

CARBONBRIDGE folding carbon gangway

High-Tech monocoque body made of carbon fibres previously impregnated with epoxy resins.
High-resistance aluminium hinges, machined from solid and thick anodized in black colour.
Aluminium pivoting pin. Antiskid walking surface.

Code	Length m	Width cm	Safety capacity kg	kg	OPTIONAL fastening bushing	Optional padded bag for transport/storage
42.665.00	2.2	35	150	6.5	**42.659.10; 42.659.25; 42.660.25; 42.644.00**	**42.665.01**

42.665.01

Replacement bushing for gangways

Made of nylon.

Code	Flange Ø mm	Bore Ø mm
42.659.10	80	25

Bushing for gangway swivel AISI 316

Made of **AISI 316 stainless steel**, fitted with lower water drain and cap.

Code	Flange Ø mm	Bore Ø mm
42.659.25	80	25

Adjustable bushing (+-30°)

AISI 316

Suitable for providing **wall supports** to the gangways; made of **mirror polished AISI 316 stainless steel**.

Code	Fixing base mm	Accepts gangway pins	Stud
42.660.25	100x80	25 mm	INCLUDED



Side bushing for gangway stanchions

Made of **chromed brass**.

Code	Bore Ø mm	⟷ mm
42.644.00	25	60x68x33

Balance gear

Made of polished **stainless steel**, suited for supporting gangways; supplied with 3 shackles on the 3 corners for fitting into the stern stay or into the halyard and into 2 gangway support wires.

Code	Width cm
42.770.00	50

Telescopic servo-assisted gangways/davits

◢ Gangway electronic control unit

BRIDGE telescopic hydraulic gangways with mirror-polished AISI 316 stainless steel structure

Automatically foldable stanchions to be mounted on both sides of the gangway.
Real TEAK BORMA grating.
Electronic control unit with simple "PLUG & PLAY" wiring.
Possibility to modify the gangway fulcrum position for an optimal positioning of the lifting piston.
The 12- or 24-volt gangway (to be specified) is equipped with:
- Hydraulic control unit with electrovalve
- High-pressure hydraulic piping with AISI 316 S.S. fittings
- Electronic control unit
- Built-in control panel
- Radio remote control
- Stanchions
- Stern plate
- Instructions for installation and use.

Version	LE mm	LC mm	Minimum MD	H mm	Lifting capacity kg	kg	12 V	24 V
Bridge 20	2000	1200	300	800	200	60	**42.620.01**	**42.620.51**
Bridge 23	2300	1360	300	800	200	64	**42.620.03**	**42.620.53**
Bridge 27	2700	1575	300	800	200	71	**42.620.05**	**42.620.55**
Bridge 30	3000	1735	320	800	150	75	**42.620.07**	**42.620.57**

◢ Built-in control panel

◢ Radio remote control

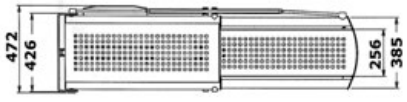

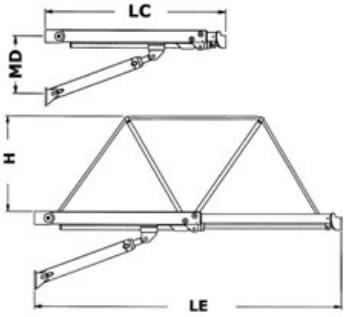

SUP board holders

OSCULATI

Kit straps for SUP and gangway

Compact yet extremely versatile product.
Allows you to store the SUP or gangway by securing them to the boat's stanchions.
The system is fastened to the stanchion tubes by means of four clamps for a diameter ranging from 20 to 28 mm; two 2-m long nylon straps tightly tie the onboard accessories.

Code	⟷ straps mm	For pipe Ø mm
42.366.00	2000x30	20/28

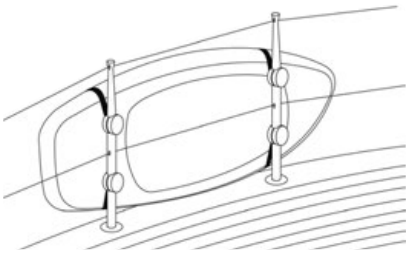

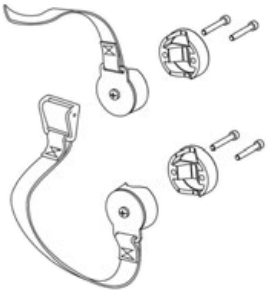

SUP rack or gangway kit in stainless steel

This kit is used to fasten the SUP board or the gangplank out of board.
To be mounted to the railing by means of 360° adjustable stainless steel clamps.
The quick-release knob system allows each arm to be rotated immediately when not in use or rotated at a tighter angle to better fit SUPs or narrower gangways.
Each arm features a high-intensity foamed PVC protection that shields the SUP or gangway from abrasions and has adjustable and easily removable straps.

Deluxe version: for 20- to 28-mm diameter tubes with AISI316 stainless steel accessories.

OSCULATI

Code	Version	⟷ dimensions mm	For pipe Ø mm
42.365.00	Delux	230 x 115	20/28
42.365.10	Standard	230 x 115	22/30

SUP board kit

NEW UNIVERSAL KIT
TO FIX THE TABLE
OR GANGPLANK
OUT OF BOARD

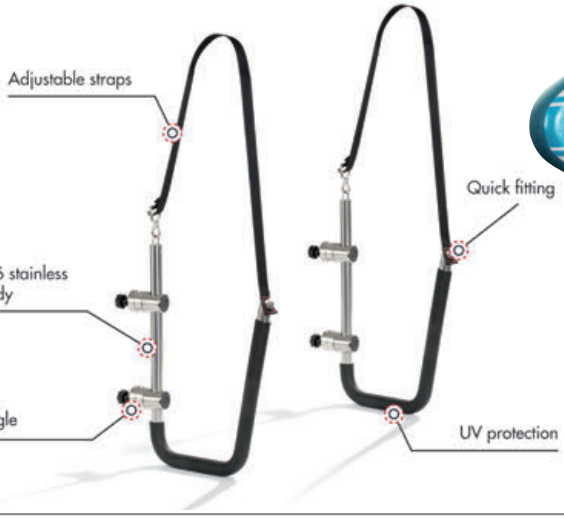

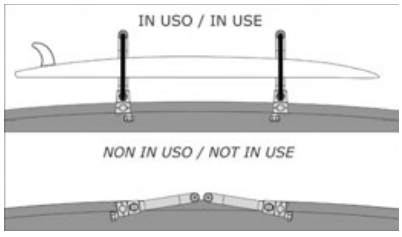

Fixed and telescopic davits

Telescopic davit

OSCULATI

Made of **anodized aluminium**, universal size. Fitted with double sheave and becket for both gangway and dinghy. Two operating positions: in line with the boat (dinghy holding) or inclined at 20° on the inner part (gangway holding). The telescopic part B) can be adjusted in various positions, providing a perfect length adjustment for different types of dinghies.
OPTION 42.354.90: PVC drain bag with hose connector to be used in case of water seepage. Easy to install on the davit base by means of a metal clamp.

Code	Capacity kg	Base fixing Ø mm	Cutout hole Ø mm	Telescopic Tubes (A / B) Ø mm	⟷ mm			Tube Ø mm	ORDER BY BOX	Optional drainage bag
					Height (H)	Outreach (L)	Inner Part (D)			
42.354.00	180 per pair	160	112	73/80	1.020	1.100	912 in rest position	73 + 80	2	**42.354.90**

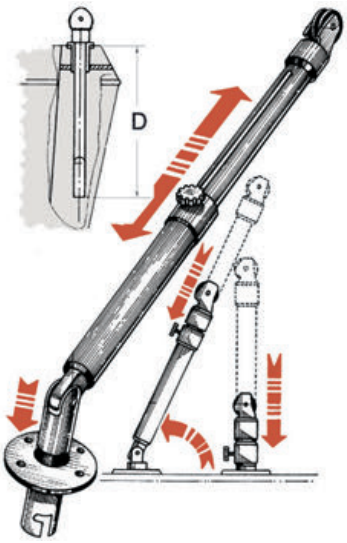

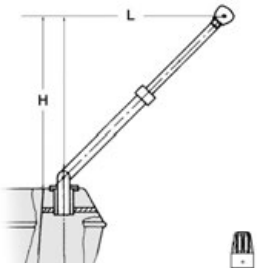

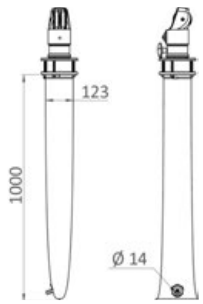

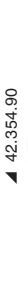

Stainless steel davit

Ideal to hoist tenders (in pairs) or outboard engines.

Code	Capacity kg	Tube Ø mm	ORDER BY BOX
42.352.01	120 per pair	40	2

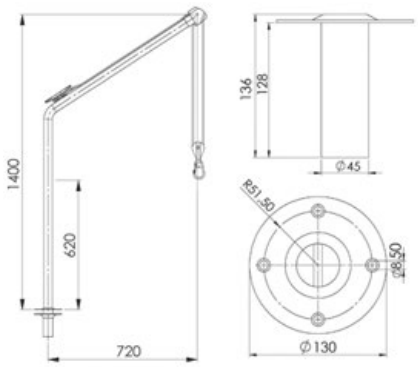

Swivelling davit

Made with mirror polished **stainless steel** tube. This swivelling davit is easily removed from the deck because it's mounted on interlocking **stainless steel** bushings, similar to those of a ski hauling rod.
The part to be mounted on the deck is supplied with a long length and may be cut to fit the desired size. Overhanging parts are recommended not to exceed 40/45 cm beyond the deck.
Supplied with 2 **stainless steel** blocks, 2 **stainless steel** shackles, 2 **stainless steel** snap hooks, nylon line, nylon cleats, base and deck bushings.

Code	Tube Ø mm	Capacity kg	Projection reach cm	Part to be inserted in deck cm	Version	Ø External bushes mm	ORDER BY BOX
42.353.00	40	125 per pair	75	150 (cut to measure)	Standard	65	2

◢ Bushings

OSCULATI

Foldable and swivelling davit

Made of **aluminium**, designed to lower the outboard motor on the tender. **Mounting and removal** in a matter of seconds, slip-off system from the brackets. Coated in white epoxy resin, fitted with hoist and stainless steel blocks as well as stainless steel snap hook, universal size fits any boat. It comes in a bag.

Code	Height cm	Reach cm	Working load kg	Measurements closed	
				Ø mm	⟷ cm
42.360.00	135	50	45	38	75

47.391.00 *Matching harness*

Small telescopic retractable davit

OSCULATI

FLUSH

Dual universal retractable davit kit made of anodized aluminium.
When in retracted position, it is hidden under the walking surface and leave the deck clear.
Fitted with double sheave and becket for both gangway and dinghy.
Two operating positions: in line with the boat (dinghy holding) or inclined at 20° on the inner part (gangway holding). The telescopic tube has a handle that can be rested on its head and adjusts the pole at different lengths depending on the needs and on the dinghy type.
OPTION 42.358.90: PVC drain bag with hose connector to be used in case of water seepage. Easy to install on the davit base by means of a metal clamp. Anodized aluminium rest base and anti-shock seal + drainage system.

Code	Capacity kg	Ø Base fixing mm	Recess bore Ø mm	Ø telescopic tubes (inner/outer) mm	⟷ mm			ORDER BY BOX	Optional drainage bag
					Height (H)	Outreach (L)	Inner Part (D)		
42.358.00	180 per pair	160	112	73/80	990	550/900	1115	2	**42.358.90**

49.560.00 *OPTIONAL system for installation on the gangplank*

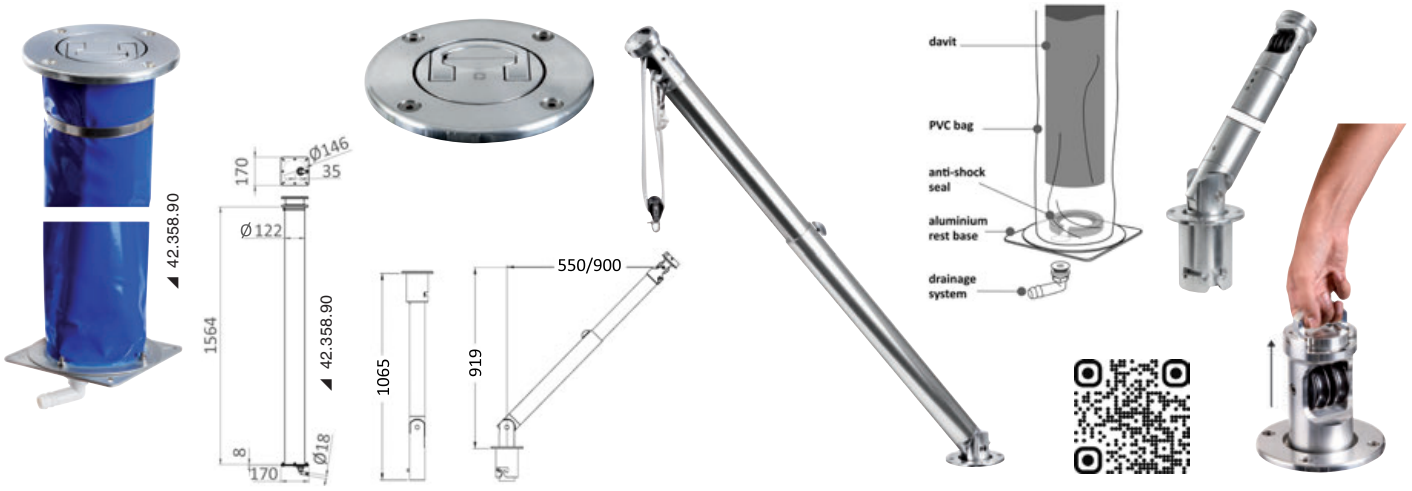

Spare parts for VOLVO engines

43.950.04

43.932.60

43.950.09

Transmission bellows for VOLVO engines

Code	Original reference	Notes
43.950.04	87526/876294/876294-0	Model with edge
43.932.60	3854127/384148/23075752/22197130	SX/DPS
43.950.09	3594509/3808898	DPR/DPH (D4/D6)

All VOLVO legs 100 B/S excluded.

43.950.02/03/05

43.932.13

43.932.12

43.950.08

43.950.06

43.932.16

43.932.18

43.950.07

Transmission bellows and coupling sleeve for Volvo

Code	Original reference	Product	Leg	Notes
43.950.02	876631-3	Transmission bellows Ø83x160 mm	200/290/DPX/DP-5/SX	Without flap, interchangeable with **43.950.05**
43.950.03	876633-9; 875829-4; 875848-4; 876631-3	Transmission bellows Ø80x150 mm	280/280PT/280T	-
43.950.05	876631-3/ 875848-4/ 875828-6/ 876633-9	Transmission bellows Ø83x160 mm	200-290-DPX-SP	With flap
43.950.06	3850426	Transmission bellows Ø83x160 mm	SX-DPS	-
43.950.07	3860384/3858139	Transmission bellows Ø83x160 mm	DPG/DPX	-
43.950.08	3888916	Bellows 116x77x180 h mm	SX-A; DPS-A/B	-
43.932.12	858955	Coupling sleeve	AQ 31-41	-
43.932.13	860396	Coupling sleeve	KAD42	-
43.932.16	3852696	Coupling sleeve	4.3L/5.0L/5.8L/7.4L/8.1L/8.2L	-
43.932.17	3588753	Exhaust bellows	DPR DPH	-
43.932.18	3863450; 3852741	Exhaust bellows	D3 / MD - TMD - TAMD 22	-

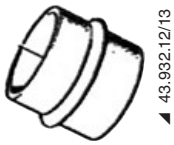
43.932.12/13

43.932.17

Ring box flying rubber

Rubber seal ring, mounted between the engine and the transom plate to prevent water ingress on board.
Two pieces required per engine. Ø external 200 mm.

Code	Original reference Volvo Penta
43.932.25	OE 804190
43.932.26	OE 813967

43.932.30

43.932.31

New Intercooler ring plus gasket

For Volvo engines.

Code	Original reference	Product	Motor
43.932.30	858979	Seal ring	AD31/AD41D/TAMD 41B
43.932.31	860920/838720	Seal	AD31/AD41D/KAD 44P

43.951.00/02

43.951.01

Double elbow

Rubber hose for water intake in stern drive units

Code	Original reference	INCLUDED
43.951.00	875822-9/897599-7	Clamps
43.951.01	876632 (290-A-DP-DPA-DPA1)	Clamps
43.951.02	3852352 (DPS-SX)	Clamps

Patella

Made of **rubber**, boat sealing for Volvo Sail Drive legs.

Code	Original reference
43.952.00	854932; 22303438

New End stop buffer

For Volvo engines.
For stern legs.

Code	Original reference	Leg
43.932.33	854133/852772	290/290A/DP290A/290SP/290DP

New Non-return valve (discharge flap)

For Volvo engines.

Code	Original reference	Leg
43.957.00	872438	DP-D/DP-D1/DP-E
43.957.01	852644	280/280DP - 290/290DP

Spare parts for MERCRUISER engines

Transmission bellows for MERCRUISER engines

Code	Original reference	Description
43.932.01	60932A4	sterndrive bellows
43.932.07	816431A1	transmission Alpha I Generation II bellows
43.932.08	36223A2	transmission Mercruiser I drive 1A-1B-1C bellows
43.932.09	86840A3	transmission Bravo I/II/III bellows

Exhaust sleeve for Mercruiser engines

Code	Model	Original reference
43.932.11	170/488 HP	70981A3
43.932.03	Stern Drive exhaust	78458A1
43.932.04	4" lower exhaust	32-14358T
43.932.05	4" upper exhaust	32-44348T
43.932.06	3" lower exhaust	32-90949T
43.932.14	BRAVO exhaust	32-807458T

Bellows for MERCRUISER engine control cable

Code	Description	General Reference
43.932.20	Command cable Stern Drive	74639/74639A2; 23-30617A2

Bellows for MERCRUISER engine exhaust

Code	Description	General Reference
43.932.00	Exhaust Stern Drive	18654A1

Gasket kit for Mercruiser engines

Code	Description	General Reference
43.050.10	Kit complete with seals, sealing ring and 3 x O-Rings for Mercruiser Stern, Drive Alpha 1	27-94996A1; 27-64818T4

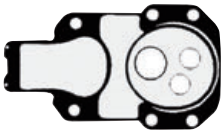

Double curve for Mercruiser engines

Made of plastic, for water intake

Code	General Reference
43.951.05	32-43437

Spare parts for OMC COBRA

Transmission bellows for Omc Cobra engines

Code	Description	General Reference
43.932.60	Transmission bellows	983973

TECNOSEAL Anodes

TECNOSEAL save your dreams

AVAILABLE RANGE

1) ZINC Anodes (specifications MIL-A-18001K) for saltwater;
2) Aluminium anodes (specifications MIL-A-24779) for saltwater and mixed fresh/saltwater (some marine engine manufacturers only provide aluminium anodes as standard on their engines).
3) Magnesium Anodes (specifications AZ-91-D): for freshwater.

OMC / JOHNSON / EVINRUDE anodes

OMC Johnson EVINRUDE

Anode fin for 40/70 HP 4 stokes

Zinc	Aluminium	Magnesium	Original reference
43.272.86	43.272.82	43.272.83	5031536

70 HP 4-stroke fin anode

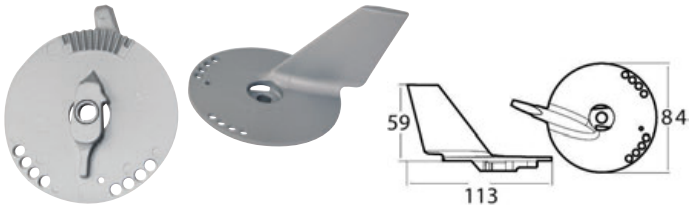

Zinc	Aluminium	Magnesium	Original reference
43.272.87	43.272.88	43.272.89	55125-90J01

Fin anode for 60/70 HP 4 stroke

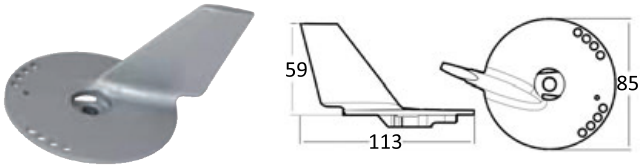

Code	Original reference
43.272.85	5032929

Anode fin for 225 HP 4 strokes

Code 43.253.00

50-200 HP leg anode

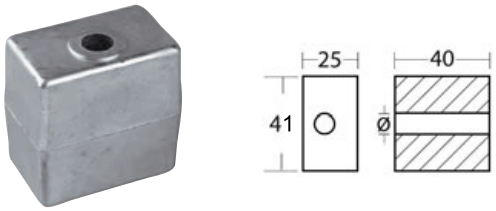

Zinc	Aluminium	Magnesium	Ø Hole	Original reference
43.317.00	43.317.01	43.317.02	8	393023/436745
43.317.10	43.317.11	43.317.12	3/8"x16	-

Anode for King Cobra

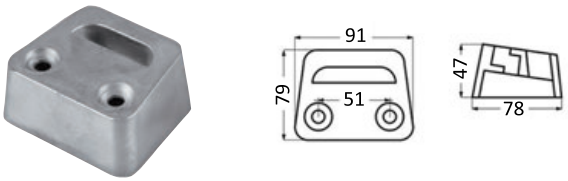

Zinc	Aluminium	Magnesium	Original reference
43.541.30	43.541.31	43.541.32	3854130

Outboard anode

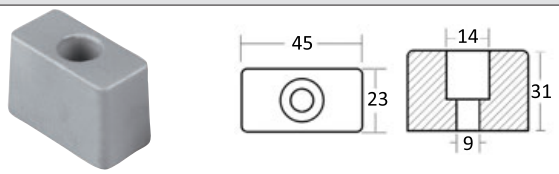

For Evinrude/Johnson outboard engines.

Code	Original reference
43.314.00	395780

Outboard anode

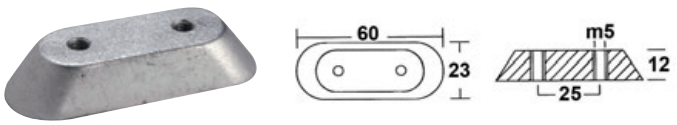

Also suitable for Honda outboard engines.

Zinc	Aluminium	Magnesium	Original reference
43.315.20	43.314.98	43.314.97	173029/123009

Outboard anode 737 for OMC

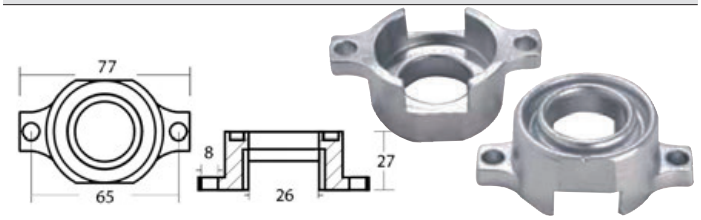

Zinc	Original reference
43.316.20	398873

U-shaped anode for Outboard Motor 60/300 HP

Zinc	Aluminium	Magnesium	Original reference
43.316.33	43.316.34	43.316.35	500789/433580

Magnesium foot cube

Magnesium	Original reference
43.317.22	377768

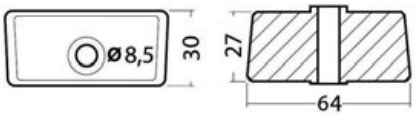

TECNOSEAL save your dreams

Anode for 4 - 8 HP outboard engines

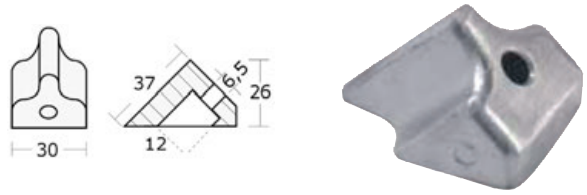

Code	Original reference
43.316.00	334451 432397

Double zinc for Johnson/Evinrude

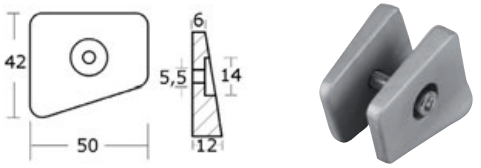

For Johnson/Evinrude 20/25/35 from 1991 on.

Code	Original reference
43.316.10	434029

Anode plate for 9.9-15 Hp 2 strokes + 8/9.9/15 4 strokes

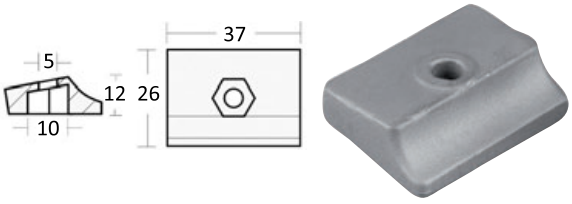

Code	Original reference
43.315.30	338635

Leg anode plate for 40/50 HP 4 strokes

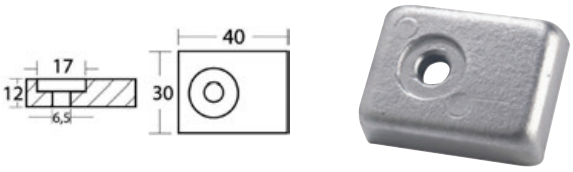

Zinc	Aluminium	Magnesium	Original reference
43.903.20	43.903.21	43.903.22	5030265/5035786

Anode rod for 40/70 HP 4 strokes

Zinc	Aluminium	Magnesium	Original reference
43.640.04	43.640.14	43.640.17	5034616/5030907

Anode plate for 40/50 HP 4 strokes

Code	Original reference
43.274.00	5031538

Plate

Code	Original reference
43.903.30	5033167

Plate leg for 60/140 HP 4 strokes

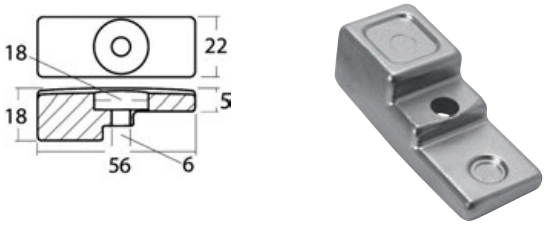

Zinc	Aluminium	Magnesium	Original reference
43.903.32	43.903.38	43.903.39	5032930

Washer



Zinc	Aluminium	Magnesium	Ø mm
43.261.00	43.261.01	43.261.02	21x10
43.823.91	43.823.92	43.823.93	20x7

Anodes for Johnson / Evinrude G2 - Series 200-300 engines

Code	Description
43.317.24	Aluminium anode
43.317.27	Aluminium ogive
43.317.30	Aluminium plate
43.317.41	Kit Evinrud ETEC-GE: 43.316.34 + 43.317.24 + 43.317.27 + 43.317.30

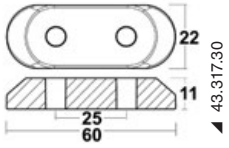

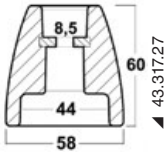

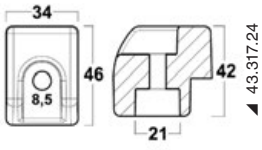

MERCURY / MARINER / MERCRUISER anodes

Anode leg for 50/75 HP outboard engines

Also for Mariner **with the same power**.

Code	Original reference
43.172.64	17264

Anode fin for outboard engines 18/25 HP

Code	Original reference
43.426.00	94286

Anode for 9.9/25 HP, Force 25, Yamaha 4S 50 HP engines

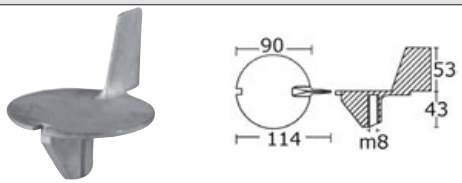

Code	Original reference
43.426.10	984325

Anode for legs with 50/140 HP stainless steel propellers

Code	Original reference
43.426.20	46399

◢ 43.423.00/11/12

◢ 43.423.01/20/21

Flat fin anode for Alpha/Bravo/Verado

Zinc	Aluminium	Magnesium	Description	Original reference
43.423.00	43.423.11	43.423.12	Flat fin anode Alpha/Bravo 35/300 HP	806105
43.423.01	43.423.20	43.423.21	Flat fin anode Bravo	762144

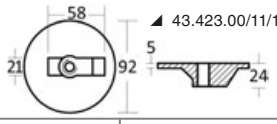

◢ 43.423.00/11/12

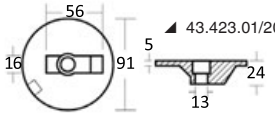

◢ 43.423.01/20/21

25/50 HP anode fin, 2 and 4 strokes.

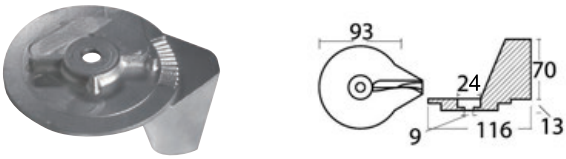

Zinc	Aluminium	Magnesium	Original reference
43.822.15	43.822.16	43.822.17	822157-C2

35/225 HP anode fin

35/225 HP anode fin for outboard engines and stern drives from 1995 on.

Code	Original reference
43.227.77	822777

Fin

Zinc	Aluminium	Magnesium	Fin	Original reference
43.420.00	43.420.10	43.420.11	Fin anode 2 and 4 stokes 40 to 225 HP for outboard engines, thread 7/16"	31640

Fin

Zinc	Fin	Original reference
43.425.00	Outboard engine fin anode for stern drives	34127

Anode for Mercury 4/5/6 HP

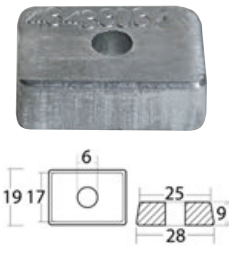

Zinc	Aluminium	Original reference
43.433.03	43.433.04	875208

Propeller shaft bracket anode

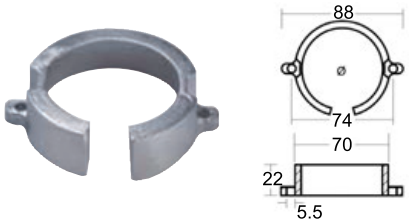

Propeller shaft bracket anode Mercruiser Bravo I.

Zinc	Aluminium	Magnesium	Original reference
43.806.18	43.806.19	43.806.20	806188A

Trim for 25/30/40 HP 2- and 4-stroke outboard engines

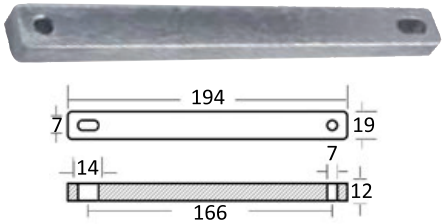

Code	Original reference
43.252.71	825271

TECNOSEAL save your dreams

Anode 6/8/9.5/15 HP



Code	Original reference
43.433.01	42121

Plate anode for Alpha One in/outboards



Zinc	Aluminium	Magnesium	Original reference
43.435.10	43.435.11	43.435.12	815933A1/821629A1

Anode for engine rods

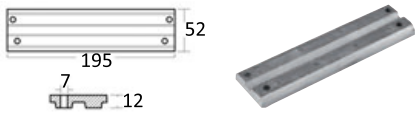

For 2- and 4-stroke 30 to 200 HP and Superamerica engine rods, fitted with 4 bores.

Zinc	Aluminium	Magnesium	Original reference
43.434.10	43.434.11	43.434.12	818298A1

Anode plate for Bravo

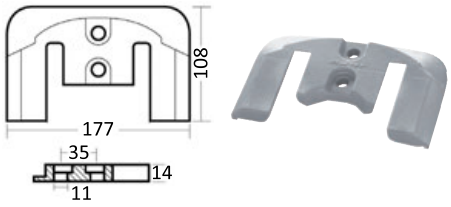

Zinc	Aluminium	Magnesium	Original reference
43.435.20	43.435.21	43.435.22	821630A/C

Anode for Mercruiser sterndrive units

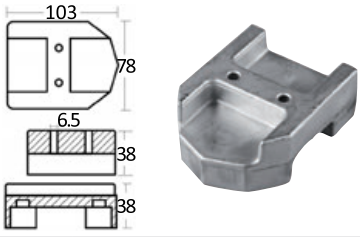

Zinc	Aluminium	Magnesium	Original reference
43.435.00	43.435.01	43.435.02	821631A-1

Anode for 2/6 HP outboard engine



Code	Original reference
43.259.03	810945M

Collar anode for Alpha

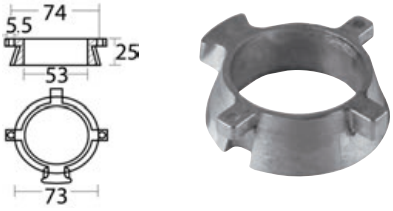

Magnesium	Original reference
43.432.11	806105A

Bravo/Blackhawk anode leg

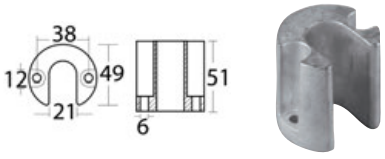

Zinc	Aluminium	Magnesium	Original reference
43.424.00	43.424.30	43.424.31	806190A

Anode leg for Mercruiser/Alpha

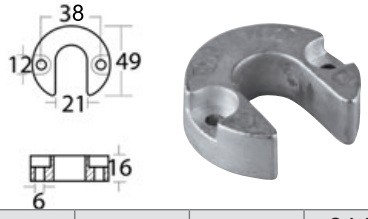

Zinc	Aluminium	Magnesium	Original reference
43.424.01	43.424.22	43.424.23	806189A

Anode for Mercury 30/300 HP 2- and 4-strokes



Zinc	Aluminium	Magnesium	Original reference
43.424.05	43.424.08	43.424.09	826134

Anode plate for 25/40 HP engines



Zinc	Aluminium	Magnesium	Original reference
43.640.04	43.640.14	43.640.17	8239121

Anode rod for Verado

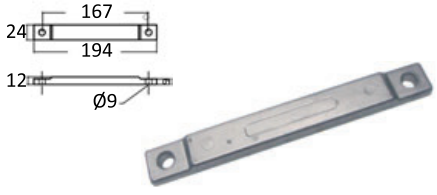

Zinc	Aluminium	Original reference
43.424.20	43.424.21	8M00-12083

Washer

Zinc	Aluminium	Magnesium	Ø mm	Original reference
43.823.91	43.823.92	43.823.93	20x7	823912
43.239.13	43.239.14	43.239.15	24x6.5	823913
-	43.640.16	-	24x7	823912
-	43.824.92	-	20x7	823912-1



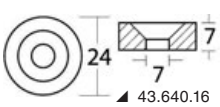

◢ 43.640.16

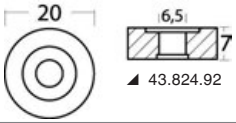

◢ 43.824.92

◢ 43.239.13/14/15

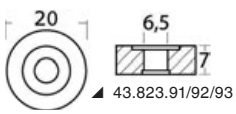

◢ 43.823.91/92/93

Support anode for outboard base

Zinc	Aluminium	Magnesium	Description	A mm	B mm
43.442.00	-	-	Base support anode for stern drive, thread 12x1,75 mm	22/25	35
43.442.01	43.442.11	43.442.12	Base support anode for stern drive (Orig. Ref. 55989A) thread 1/2" UNC (120/160 HP) (Orig. Ref. 55989A3) foot ALPHA/BRAVO	33	29

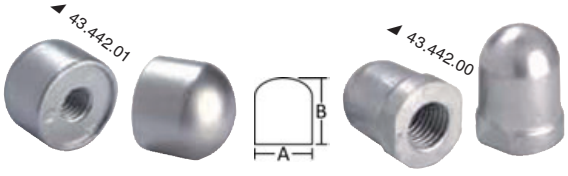

Anode for Verado

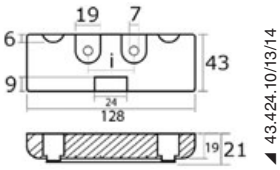

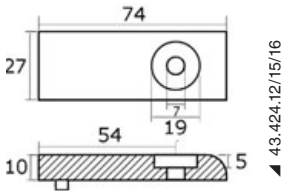

Zinc	Aluminium	Magnesium	Original reference
43.424.10	43.424.13	43.424.14	880653
43.424.12	43.424.15	43.424.16	892227 / 893404

Mercury V6/V8 Anode



Zinc	Aluminium	Magnesium	Original reference
43.434.50	43.436.50	43.438.50	8M0137814

Anode Mercury 350 PRO

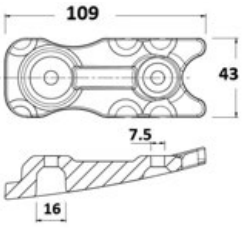

Zinc	Aluminium	Magnesium	Original reference
43.424.50	43.424.51	43.424.52	8M0001734

Ogive anode for Bravo III

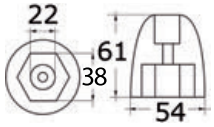

Zinc	Aluminium	Magnesium	Original reference
43.966.50	43.966.51	43.966.52	865182

Anode cylinder for Mercury 90 HP 4 strokes

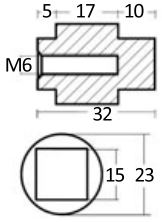

Code	Original reference
43.260.07	804079002

Anode cylinder for Mercury 2.5/70HP

13x13.6x12.7 mm.

Code	Original reference
43.260.12	825435

Anode cylinder

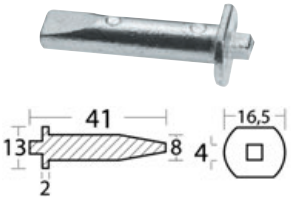

Code	Original reference
43.260.14	P26887M

Fin anode for up to 50 HP 4 strokes

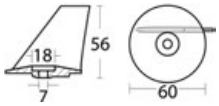

Code	Ø mm	Original reference
43.640.02	59.5	853762

Cube anode for up to 30 HP, 4 strokes

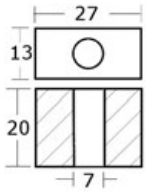

Code	⟷ mm	Original reference
43.640.05	27x13x20	804043

New Aluminium anodes for Verado/Mercury



Code	Model	Motor	Original reference
43.428.01	Bracket	Verado 600 / 12V	8M0177560
43.428.02	Power Trim	Verado 600 / 12 V	8M0179780
43.428.03	Leg	Verado 600 / 12 V	8M0177453
43.428.04	Cavitation plate	Mercury electric 7.5E - 20E - 35E	8M0204411

Plate anode for outboards up to 150 HP, 4 strokes

Zinc	Aluminium	Magnesium	Original reference
43.434.30	43.434.31	43.434.32	8M0057772

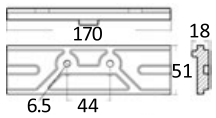

Anode kit for Mercury

Zinc	Aluminium	Magnesium	Description	Content
43.355.00	43.355.01	43.355.02	4-pcs set for VERADO 4 / OPTIMAX	826134 (2 pcs) + 828298+762145
43.356.00	43.356.01	43.356.02	8-pcs set for VERADO 6	892227 (4 pcs) +880653+826134 (2 pcs)+762145
43.357.00	43.357.01	43.357.02	4-pcs set 75/80/90/100/115 EFI	826134x2 + 31640 + 818298
43.358.00	-	-	Kit F30/F40/F60	-

◢ 43.355.xx ◢ 43.356.xx ◢ 43.357.xx ◢ 43.358.00

Anode kit for Mercruiser, interchangeable with genuine ones

Zinc	Aluminium	Magnesium	Description	Content
43.359.00	43.359.01	43.359.02	6-pcs Set ALPHA I series II from 1991 up to now	762145 + 806189x2 + 806105 + 821629 + 821631
43.360.00	43.360.01	43.360.02	5-pcs Set BRAVO I from 1988 up to now	762145 + 806188 + 821630 + 806190 (2 pcs)
43.361.00	43.361.01	43.361.02	4-pcs Ser BRAVO II from 1989 up to now / BRAVO III 1989-2003	762145 + 821630 + 806190x2
43.362.00	43.362.01	43.362.02	6-pcs Set BRAVO III froml 2004 up to now	762144 + 762145 + 865182 + 821630 + 806190x2

◢ 43.359.xx ◢ 43.361.xx ◢ 43.360.xx ◢ 43.362.xx

YAMAHA/MARINER anodes

YAMAHA MARINER

Directional fin for Yamaha 225/300 HP



Zinc	Aluminium	Magnesium	Ø mm	Original reference
43.252.96	43.252.99	43.252.89	100	61A-45371-00

Fin anode for Yamaha 25/60 HP 4 strokes



Zinc	Aluminium	Magnesium	Ø mm	Original reference
43.253.02	43.253.03	43.253.04	95	67C-45371-00

Fin anode for Mariner/Yamaha 20/50 HP



Zinc	Aluminium	Magnesium	Ø mm	Original reference
43.256.00	43.256.01	43.256.02	94	664-4537101

Anode leg for 50 HP 4-stroke engines

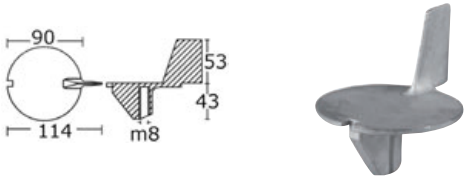

Code **43.426.10**

Anode fin for 50/100 HP 4-stroke engine

Zinc	Ø mm	Original reference
43.269.00	90	67F-4537100

Directional fin for Yamaha 200/300 HP



Zinc	Aluminium	Magnesium	Ø mm	Original reference
43.252.95	43.252.93	43.252.92	100	69L-45371-00

Long/short anode fins

Zinc	Aluminium	Magnesium	Description	Ø mm	Original reference
43.420.00	43.420.10	43.420.11	Short fin anode for Mariner 40/60HP later than 1991 and for Yamaha 40/55 HP (thread 7/16")	90	00800-01411



Yamaha/Mariner fin anode

Zinc	Aluminium	Magnesium	Description	Ø mm	Original reference
43.258.00	**43.258.01**	-	Fin 50/90 HP	90	688.45371.02
43.270.61	**43.270.62**	-	Fin 100/220 HP counter-rotating leftward bend	100	6K1-4537102
43.270.00	**43.270.01**	**43.270.02**	Fin 100/220 HP rightward bend	100	6J9-4537101

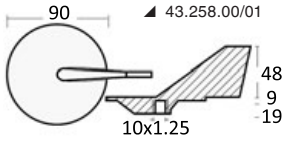

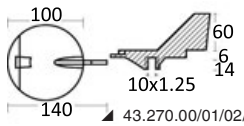

43.253.00/10

43.253.01

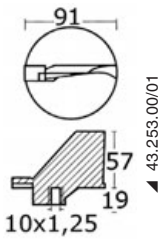

Anode fin left/right

Zinc	Aluminium	Description	Ø mm	Original reference
43.253.00	**43.253.10**	Fin 90/200 HP and over, rightward bend	92	6E5-45371-01
43.253.01	-	Fin 100/200 HP, counter-rotating leftward bend	92	6K1-4537100

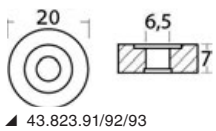

Washer

Zinc	Aluminium	Magnesium	Ø mm	Original reference
43.260.00	**43.259.99**	**43.259.98**	24x7	677-4525100
43.823.91	**43.823.92**	**43.823.93**	20x7	676-4525100
43.239.13	**43.239.14**	**43.239.15**	24x6.5	-
43.260.01	**43.260.31**	-	24x15	688-45251-01



Anode for 40/50 HP 4-stroke outboard engines.

Code	Original reference
43.264.00	63D-4525100

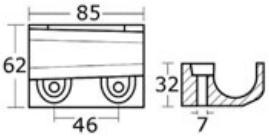

Fin anode for Yamaha 150/225 HP 2/4-strokes

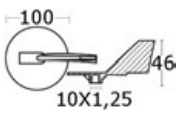

Code	Ø mm	Original reference
43.252.80	100	6J9-45371-00

Stand bar

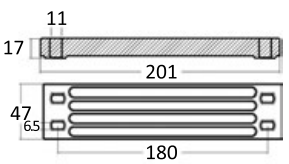

Zinc	Aluminium	Magnesium	Original reference
43.254.04	**43.254.05**	**43.254.06**	6AW-4525-1

Anode 100/300 HP

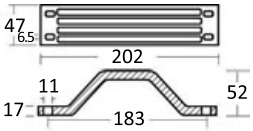

Zinc	Aluminium	Magnesium	Original reference
43.254.00	**43.254.01**	**43.254.02**	6G5-45251-01/02

Anode for outboard engines

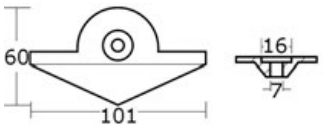

Anode for outboard engines F8A/B 9.9D/F9.9B/15D.

Zinc	Original reference
43.263.00	6E8-45251-02

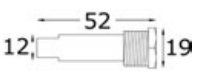

Onboard/outboard engine anode with plug (zinc)

Zinc	Original reference
43.254.80	N51-11325-01

Anode rod for Yamaha and Mariner 25/100 hp

Zinc	Aluminium	Magnesium	Original reference
43.254.10	43.254.11	43.254.12	6H1-4525103

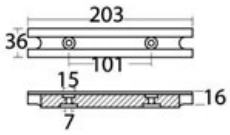

200/350 HP engine plate



Zinc	Aluminium	Magnesium	Original reference
43.258.50	43.258.51	43.258.52	6AW-45619-00

Anode leg

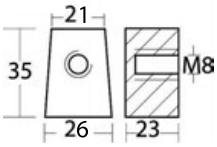

Zinc	Aluminium	Magnesium	Original reference
43.260.02	43.260.50	43.260.51	67C-45251-00 / 63D-45251-10

Anode bridge for Yamaha 4/70 HP 4-stroke

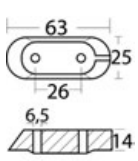

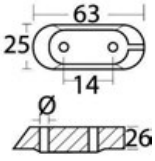

◢ 43.260.03/43.188.53/54 ◢ 43.260.43/44/45/43.188.54

Zinc (ex 43.188.52)	Alumi-nium	Magnesi-um	hole Ø mm	Thread	Original reference
43.260.03	43.188.53	43.188.54	6.5	-	65W-45251-00 / 6EO-4525112
43.260.43	43.260.44	43.260.45	-	M5	65W-45251-00 / 6EO-4525112

Anode leg for Yamaha 6/8/9.9 HP 4-stroke engines

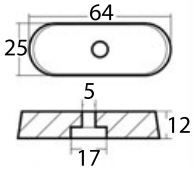

Zinc	Aluminium	Original reference
43.260.04	43.260.24	68T-45251-00

9.9/15 HP - 2S anode

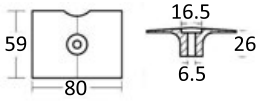

Zinc	Aluminium	Magnesium	Original reference
43.267.00	43.267.01	43.267.02	61N-4525101

40/50 HP anode

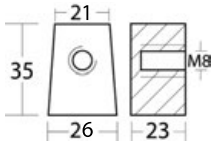

Code	Original reference
43.260.02	63D-4525110

Anode plate for 6C/6D/8C

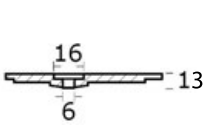

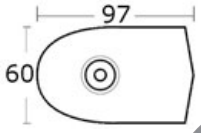

Code	Original reference
43.259.01	6G1-45251-03-6N0-65251-00

Anode plate for 2B/3A/4B/F4A/5C

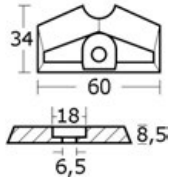

Code	Original reference
43.259.03	6L5-4525103 • 68D-G5251-00

TECNOSEAL

Anode for 40/70 HP 4-stroke engines

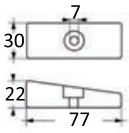

Zinc	Aluminium	Magnesium	Original reference
43.424.05	43.424.08	43.424.09	00825-01405

Anode rod 30/50 HP 2 and 4 strokes

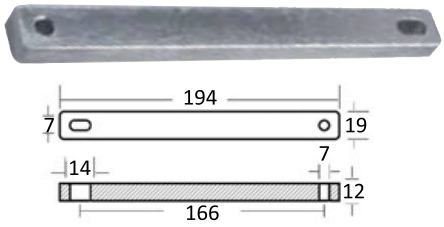

Code 43.252.71

Anode cylinder for Yamaha 80/100 HP

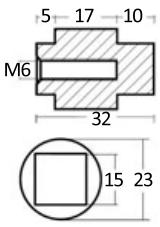

Code	Original reference
43.260.07	67F-11325-00

Anode cylinder for Yamaha 40/200 HP

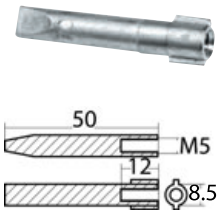

Code	Original reference
43.260.09	62Y-11325-00

Anode cylinder for Yamaha 2.5/70HP

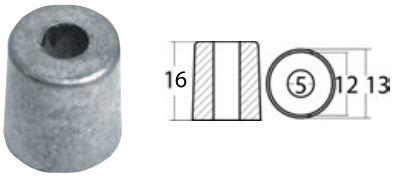

13x13.6x12.7 mm.

Code	Original reference
43.260.12	6G8-11325-00

Anode cylinder for Yamaha 9.9/250 HP

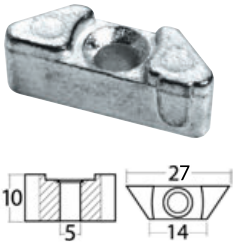

Code	Original reference
43.260.13	6E5-11325-00

Anode cylinder for Yamaha 20/30 HP

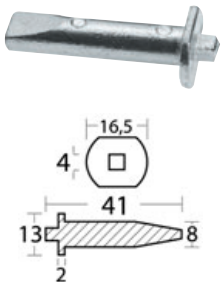

Code	Original reference
43.260.14	6J8-11325-00

Anode cylinder for Yamaha 9.9/300 HP

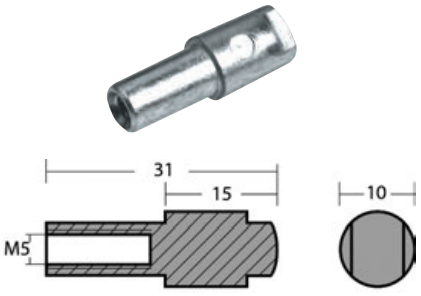

Code	Original reference
43.260.15	66M-11325-00

Anode cylinder for 80/225 HP engine

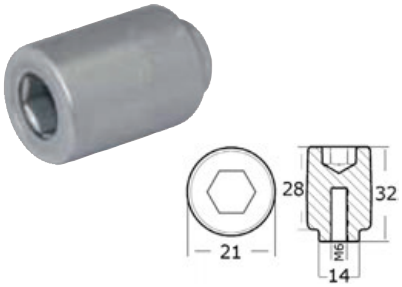

Zinc	Aluminium	Original reference
43.260.05	43.260.20	68V-11325-01

Anode cylinder for Yamaha

◢ 43.260.17

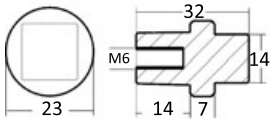

◢ 43.260.17

◢ 43.260.19/21

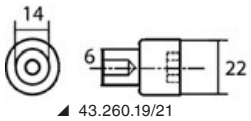

◢ 43.260.19/21

Zinc	Aluminium	Description	Original reference
43.260.17	-	Cylinder 80 to 300 HP	67F-11325-01
43.260.19	43.260.21	Cylinder 80 to 250 HP	68V-11325-02

Plate 15/20 HP

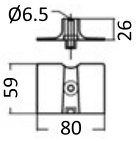

Zinc	Aluminium	Magnesium	Ref. Orig.
43.276.00	43.276.01	43.276.02	6AH45251

Anode foot Yamaha 300/450 HP

Aluminium	Magnesium	Description	Ref. Orig.
43.252.98	**43.252.97**	300/350 HP	6AW-45373-00

Kit for Yamaha 60/90 HP

Zinc	Aluminium	Description	Content
43.354.00	**43.354.01**	60/90 HP	688-45.371.02 + 6H1-45.251.02

Kit for Yamaha 40/60 HP 4 strokes

Zinc	Aluminium	Motor	Content
43.354.02	**43.354.03**	40/60 4T	67C-45.371.00 + 67C-45.251.00 + 65W-45.251.00 (3pcs)

Kit for Yamaha outboards

Zinc	Description	Content
43.354.10	Kit 40/50 HP	43.256.00+43.260.03+43.264.00+43.260.02+43.260.11
43.354.11	Kit 80/100 HP	43.254.10+43.269.00+43.260.07

◢ 43.354.10

◢ 43.354.11

Anode kit for Yamaha outboards

Zinc	Aluminium	Magnesium	Motor type	Content
43.350.00	**43.350.01**	**43.350.02**	150-200 HP	6G54525101+6J94537101
-	**43.351.01**	**-**	150-200 HP Counter-rotating	6G54525101+6K14537102
43.352.00	**43.352.01**	**43.352.02**	200-250 HP	6G54525101+61A4537100
43.353.00	**43.353.01**	**43.353.12**	200-300 HP High performance	6G54525101+69L4537100
-	**43.355.14**	**43.355.15**	300-350-425 HP High performance	-

◢ 43.355.xx

◢ 43.353.xx

◢ 43.352.xx

◢ 43.351.xx

◢ 43.350.xx

SUZUKI anodes

SUZUKI

Fin anode for Suzuki engines

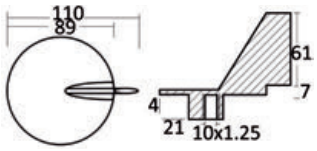

For 150/175/200/225 HP 2 stroke + 60/70 HP 4 stroke Suzuki engines without cooling system.

Code	Ø mm	Original reference
43.272.80	88	55120-87801 / 5512587D00

Fin for 60/140 HP 2/4 strokes

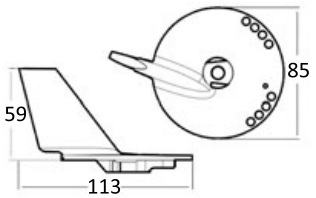

Code	Ø mm	Original reference
43.272.85	84	5032929

Fin anode for 55/65/75/85 HP + 40/70 4-stroke engines

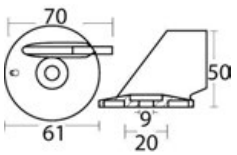

Zinc	Aluminium	Magnesium	Ø mm	Original reference
43.272.86	**43.272.82**	**43.272.83**	60	55125-87E01

Anode fin for Suzuki DF60/140 engines with bores

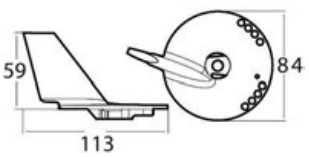

Zinc	Aluminium	Magnesium	Original reference
43.272.87	**43.272.88**	**43.272.89**	55125-90J01

20/35 HP 2/3 cylinder, 2/4 stroke anode fin

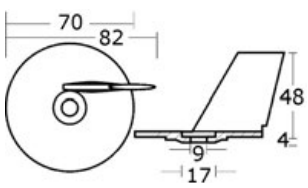

Code	Ø mm	Original reference
43.272.00	70	55125-96310

Anode fin for 25/50 HP

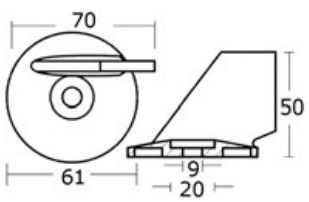

Code	Ø mm	Original reference
43.272.70	60	55125-96301

Plate anode 40/115 HP 2 strokes - 25/300 HP 4 strokes

Zinc	Aluminium	Magnesium	Original reference
43.903.20	**43.903.21**	**43.903.22**	55320-95311

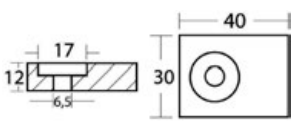

Washer for Suzuki 4/300 HP outboard engines

Zinc	Aluminium	Magnesium	Ø mm	Original reference
43.261.00	**43.261.01**	**43.261.02**	21x10	55321-87J00
43.823.91	**43.823.92**	**43.823.93**	20x7	11130-94600

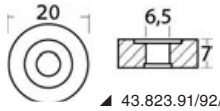

◢ 43.823.91/92/93

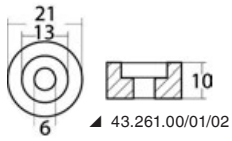

◢ 43.261.00/01/02

Plate anode

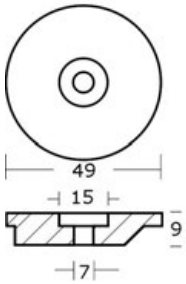

Anode for 8/9.9/15 HP 2 strokes + 9.9/15 4 strokes.

Code	Original reference
43.272.40	53321-93900

Anode rod for 60/250 HP 2/4 strokes



Zinc	Aluminium	Magnesium	Original reference
43.640.04	**43.640.14**	**43.640.17**	55321-94900

Anode plate for Suzuki 4S 60/140 HP

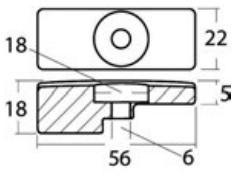

Zinc	Aluminium	Magnesium	Original reference
43.903.32	**43.903.38**	**43.903.39**	55321-90J01

2-5 HP plate without insert fitted with 7-mm Ø bore.

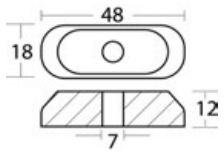

Code	Original reference
43.903.30	55320-98400

Anode plate for all models

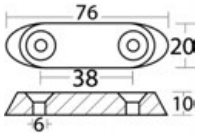

Zinc	Original reference
43.274.00	55300-95500

Plate anode for 6/15 HP 4 strokes with M6 thread.

Plate anode **with 6 MA threaded insert**, 48x18 mm.

Code	Original reference
43.903.35	41811-98500

Anode kit for Suzuki

Zinc	Aluminium	Magnesium	Engine Type HP	Content
43.370.00	**43.370.01**	**43.370.02**	40/50	55320-95311 (2) - 55321-87J00 (4) - 55125-95500 (1)
43.371.00	**43.371.01**	**43.371.02**	90/140	55321-90J01 (1) - 55321-87J00 (4) - 55320 - 94900 (1)
43.372.00	**43.372.01**	**43.372.02**	200/250	55320-94900 - 55320 -95311 (2 pcs)

◢ 43.370.00/01/02

◢ 43.371.00/01/02

◢ 43.372.00/01/02

TECNOSEAL save your boat

VOLVO anodes

VOLVO

43.540.00



43.540.00

43.540.01

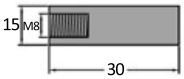

43.540.01

43.271.40

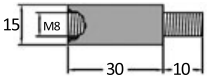

43.271.40

43.540.11

43.540.10

43.540.16

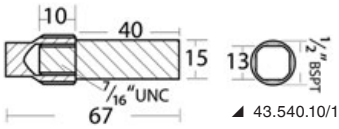

43.540.10/11



43.540.16

Anodes for heat exchangers/manifolds

Zinc	Zinc + brass	⟷ mm	Orig. Ref.	Thread
43.540.00	-	Ø 15.5x40+10	800476	7/16"
43.540.01	-	Ø 15x30	838929	M8
43.271.40	-	Ø 15x30+10	838929	7/16"
-	**43.540.10**	67x15 Ø	43.540.00 + brass	1/2" BSPT
-	**43.540.11**	57x16 Ø	43.271.40 + brass	1/2" BSPT
43.540.16	-	Ø26x44	823661	3/8"

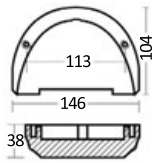



Duo Prop anode leg (also Cobra Omc anode leg)

Zinc	Aluminium	Magnesium	Original reference
43.554.11	**43.554.09**	**43.554.10**	3855411-2

Anode for Volvo Penta DP series

Zinc	Aluminium	Magnesium	Original reference
43.554.13	**43.554.33**	**43.554.34**	3588746/3588748/3588750
43.554.14	**43.554.44**	**43.554.54**	3589875/3589876

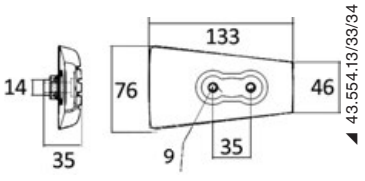

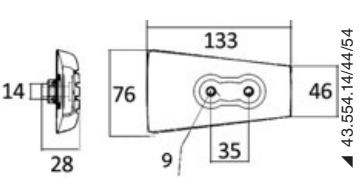

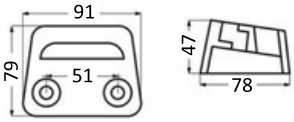

Volvo SX/DPS (also Cobra OMC leg)

Zinc	Aluminium	Magnesium	Original reference
43.541.30	**43.541.31**	**43.541.32**	3854130 / 3855610

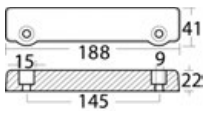

Universal rod for anode legs 250/270/280

Aluminium	Magnesium	Original reference
43.550.01	**43.550.02**	**832598-7**

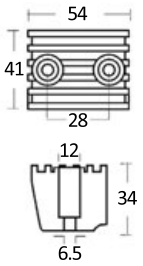

DPX anode legs

Aluminium	Magnesium	Original reference
43.549.15	43.549.25	873395-8

TECNOSEAL save your dreams

Anode for Penta Duo Prop Volvo

Zinc	Aluminium	Magnesium	A mm	B mm	C mm	D mm	Orig. Ref.
43.531.01	**43.531.10**	**43.531.11**	111	30	146	85	876138

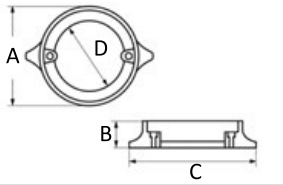

Anode for Sail Drive/Folding Prop propeller leg, 3 piece series

Zinc	Aluminium	Magnesium	Description	A mm	B mm	C mm	D mm	Orig. Ref.
43.535.00	**43.535.10**	**43.535.11**	For 2/3-blade propellers	15	30	87	65	3858399
43.535.01	-	**43.535.13**	For 4-blade propellers	15	32	97	82	3584442

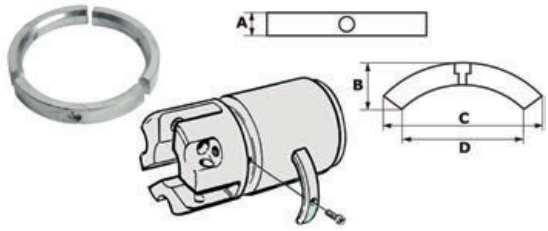

Pair of zincs

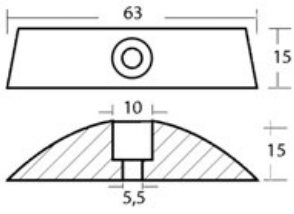

For foldable propellers (110S/120S/1205B/S120C).

Zinc	Original reference
43.555.00	852018-1

DPX anode leg

Zinc	Aluminium	Magnesium	Original reference
43.553.00	**43.553.10**	**43.553.11**	872793

Volvo DPR - DPH anode

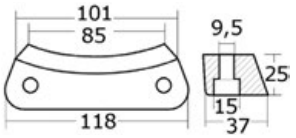

Zinc	Aluminium	Magnesium	Original reference
43.554.15	**43.554.28**	**43.554.19**	3588745/3588768/3588770

Ring for Volvo Sail Drive leg with Max-PROP propeller

Code **43.226.46**
46-mm internal Ø.

Two-piece anode for sail drive, 107-mm Ø collar

Zinc	Aluminium	Magnesium	Original reference
43.532.00	**43.532.10**	**43.532.11**	3888305 / 3888306

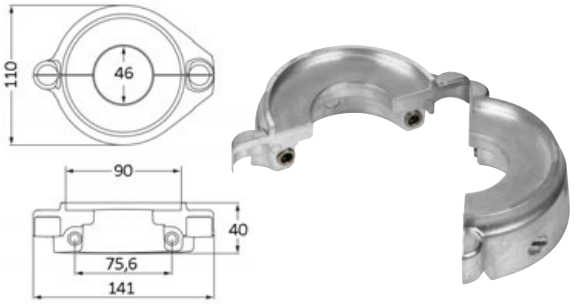

Collar anode

Code	A Ø mm	B mm	C mm	D mm	For foot	Original reference
43.525.00	114	58	80	9	Type 270	875805

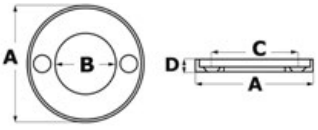

Zinc ogive

Code	Description	Original reference
43.513.00	Zinc ogive for propeller Ø 22/25/30 mm	833913-7
43.514.00	Zinc ogive for propeller Ø 35/40 mm	873413

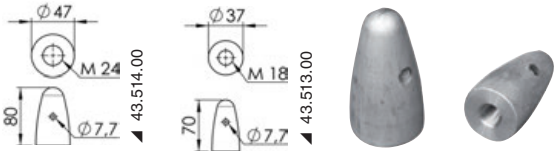

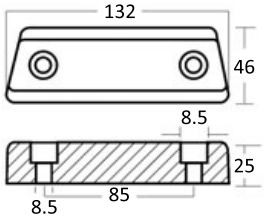

Base anode for Duo Prop foot

Zinc	Aluminium	Magnesium	Original reference
43.551.00	**43.551.10**	**43.551.11**	852835-8

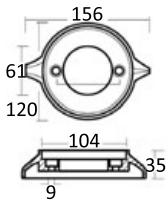

AQ200/290 collar anode leg

Zinc	Aluminium	Magnesium	Original reference
43.528.00	**43.528.10**	**43.528.11**	875815

◢ 43.529.00/10/11

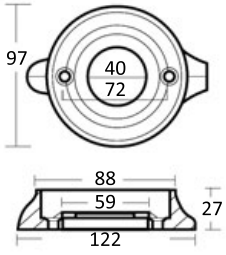

◢ 43.529.00/10/11

Collar anode for Sail Drive

Zinc	Aluminium	Magnesium	⟷ mm	Type	Original reference
43.529.00	**43.529.10**	**43.529.11**	Ø 95 x H 27	SAIL DRIVE 120	876286
43.530.00	**43.530.10**	**43.530.11**	Ø 106 x H 43	SAIL DRIVE 110	875812

◢ 43.530.00/10/11

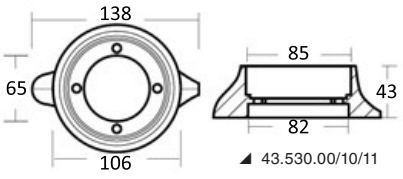

◢ 43.530.00/10/11

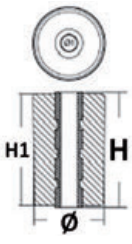

Anode for Volvo DPH / DPR drain

Zinc	Aluminium	H	H1	Ø	Original reference
43.232.01	**43.233.01**	61	59	38	21868041 - 21700154

◢ 43.554.01

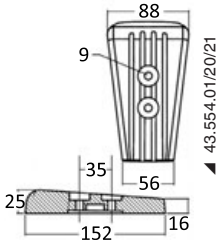

◢ 43.554.01/20/21

Anode legs SX/DPS

Zinc	Aluminium	Magnesium	Orig. Ref.
43.554.01	**43.554.20**	**43.554.21**	3888814 / 3883728
43.554.02	**43.554.22**	**43.554.23**	3888817 / 3841427

◢ 43.554.02

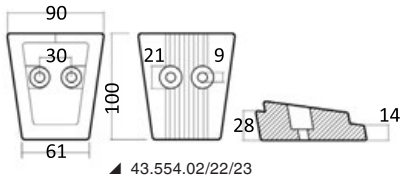

◢ 43.554.02/22/23

Volvo DPI foot anode

Aluminium	Magnesium	Original reference
43.556.01	**43.558.01**	23520859 - 23520860

IPS kit

Code	Content	Original reference
43.509.00	A + B	-
43.511.01	Only aluminium bar **A**	40005875
43.512.00	Only zinc anode **B**	3593881

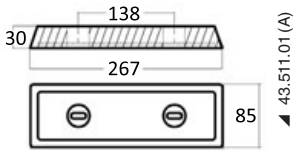

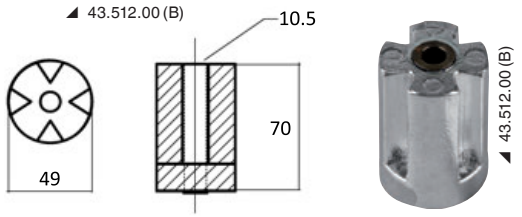

Bow Truster ogive

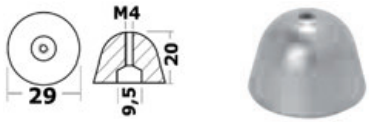

Code	Original reference
43.516.00	41100098

Bow Truster ogive

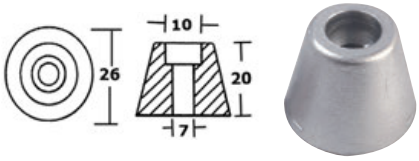

Code	Original reference
43.070.20	61180

Zinc Shaft Anode DPH/DPR

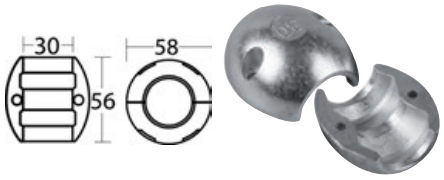

Code	Original reference
43.226.48	3807400

Anode kit for VOLVO engines, interchangeables with the original ones

Material	Kit 2 pcs - VOLVO 280 (875815 + 832598)	Kit 2 pcs - VOLVO 280 DUO PROP (875821 + 832598)	Kit 2 pcs - VOLVO SX (3441427 + 3883728)	Kit 4 pcs - VOLVO 290 (875815 + 852835 + 872793x2)	Kit 4 pcs - VOLVO 290 DUO PROP (875821 + 852835 + 872793x2)	Folding propeller kit 2 and 3 blades (3858399)	Kit 2 pcs - DPH-DPR (3588745 + 3863206)	Kit 2 pcs - SX-A,DPS (3841427 + 3883728)	Kit 2 pcs DPI (23520860 + 852835-8)
Zinc	43.340.00	43.341.00	43.342.00	43.343.00	43.344.00	43.347.00	43.345.00	43.346.00	-
Aluminium	43.340.01	43.341.01	43.342.01	43.343.01	43.344.01	43.347.01	43.345.01	43.346.01	43.552.01
Magnesium	43.340.02	43.341.02	43.342.02	43.343.02	43.344.02	43.347.02	43.345.02	43.346.02	43.559.01

43.344.xx

43.343.xx

43.342.xx

43.341.xx

43.340.xx

43.552.01; 43.559.01

43.346.xx

43.345.xx

43.347.xx

Volvo Penta 2-piece collar - S. Drive 120 with 4 x M4X20 stainless steel screws

Zinc	Aluminium	Magnesium	Plate to adapt collar
43.529.12	43.529.13	43.529.14	43.529.15

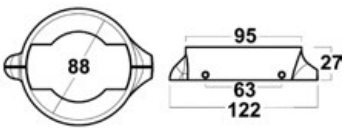

43.529.15

MAX-PROP anodes for propellers

MAX PROP

43.224.41

43.224.60/61/62

43.224.41

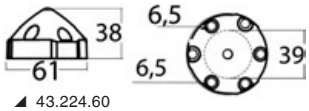

43.224.60

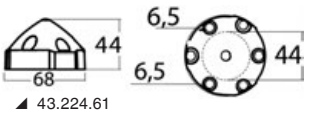

43.224.61

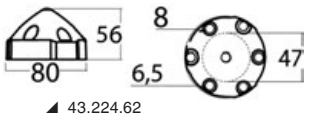

43.224.62

Propeller cone

Zinc	Description	Number of holes
43.224.41	42-mm internal Ø, for 28/35-mm shafts	3
43.224.60	39-mm internal Ø, for 25/28-mm shafts	6
43.224.61	44-mm internal Ø, for 28/35-mm shafts	6
43.224.62	47-mm internal Ø, for 35/45-mm shafts	6

Ring for Volvo Sail Drive leg with Max-PROP propeller

Code	Ø internal mm (A)	Outer Ø mm (B)	H mm
43.226.46	46	92	25

Anodes for Max-Prop

Code	Description
43.224.75	Collars

Anodes for BMW engines

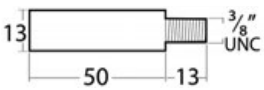

Collars

Code	⟷ mm
43.133.00	13x50

YANMAR anodes

YANMAR

C

D

Stern drive kits

Aluminium	Description	Content	Original reference
43.538.02	Stern drive kits	A+B+C+D (2 pcs)+E	196350-02550 + 196350-02570 + 196350-09910 + 196350-07360(2) + 196350-02350

A

B

E

Circular anode

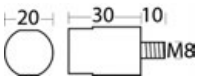

Code	Original reference
43.542.00	27210-200300

Zinc kit for 6LP / 6LY / 4LH onboard engines

Code	Original reference
43.544.05	119773-92600

Collar anode for Sail-Drive

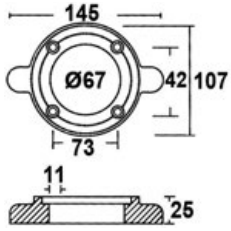

Zinc	Original reference
43.544.03	19642002652

Openable anode leg

SD20 to SD60 engines.

Zinc	Aluminium	Magnesium	Original reference
43.546.01	**43.546.02**	**43.546.03**	19644002660

Anodes for FLEXOFOLD propellers

Anodes for FLEXOFOLD propellers

Code	Description	⟷ mm	Original reference
43.223.12	FLEXOFOLD ogive for 2/3/4-blade propellers up to 23"	Ø 69 x 37 (h)	112
43.223.14	Pair of side anodes for 2-blade propeller	Ø 32 x 13 (h)	114

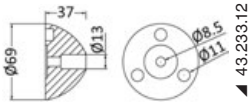

RENAULT MARINE anodes

Convex anode plate

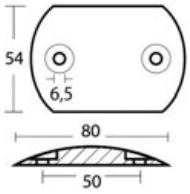

Code	Dimensions mm	Axle distance in mm	Weight
43.600.05	80x55	50	180 g

Cooling zinc plug

Code	Thread A	Ø mm	B mm
43.560.00	18x1.5	15x35	24
43.562.00	16x1.5	11x33	17

SELVA anodes

Anode 25/60 HP 4 strokes

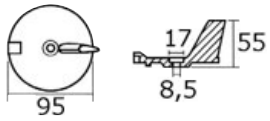

Zinc	Aluminium	Magnesium	Ø mm
43.253.02	43.253.03	43.253.04	95

Fin anode for Manta/Barracuda outboards

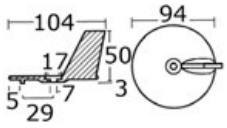

Zinc	Aluminium
43.256.00	43.256.01

Anode fin for 50/100 HP 4-stroke engine

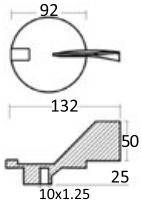

Zinc	Ref. Orig.
43.269.00	67F-45371-00

Anode fin for 115 HP 4 strokes

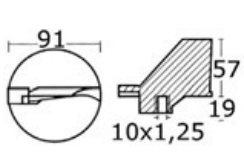

Code **43.253.00**
Made of zinc.

Anode for 9.9/15 HP 4 strokes.

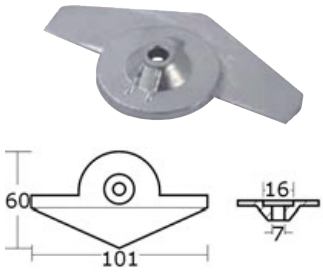

Code **43.263.00**
Made of zinc.

Anode 4 HP 4 strokes

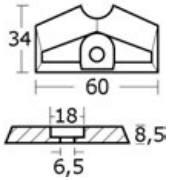

Code **43.259.03**
Made of zinc.

Anode for 40/50 HP 4-stroke outboard engines.



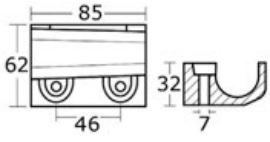

Code **43.264.00**
Made of zinc.

Anode rod for Selva 25/100HP

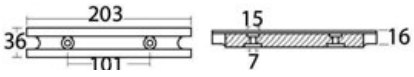

Zinc	Aluminium
43.254.10	43.254.11

Anode leg for Selva 6/8/9.9 HP 4 strokes

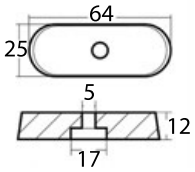

Zinc	Aluminium
43.260.04	43.260.24

Anode cylinder for Selva 80/200 HP

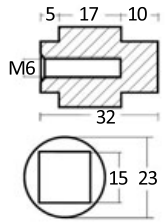

Code	Original reference
43.260.07	67F-11325-00

Anode support for 4/70 HP 4 strokes

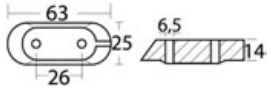

Zinc	Aluminium	Magnesium
43.260.03	43.188.53	43.188.54

Anode leg for 25/70 HP 4 strokes

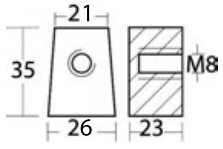

Zinc	Aluminium	Magnesium
43.260.02	43.260.50	43.260.51

Washer for SELVA

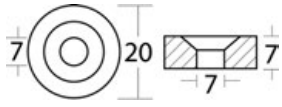

Zinc	Aluminium	Magnesium	Ø mm
43.823.91	43.823.92	43.823.93	20x7

Anode for 8/30 HP Selva

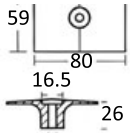

Zinc	Aluminium	Magnesium	Original reference
43.267.00	43.267.01	43.267.02	61N-4525101

Anode support for 115 HP 4 strokes

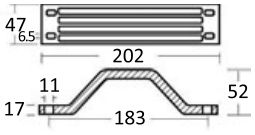

Zinc	Aluminium
43.254.00	43.254.01

TECNOSEAL save your dreams

HONDA anodes

HONDA

Fin



Original ref. N. 41107- ZW1-003ZA

Zinc	Aluminium	Magnesium
43.420.00	43.420.10	43.420.11

Anode fin for HP 25/35/45/50

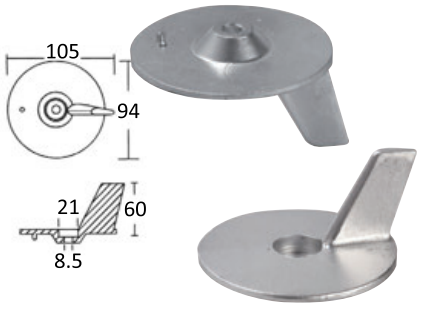

Original ref. 06412-ZV5-000 / 41107-ZV-5-000.

Zinc	Aluminium	Magnesium
43.291.00	43.291.01	43.291.02

Fin anode for 75/225 HP

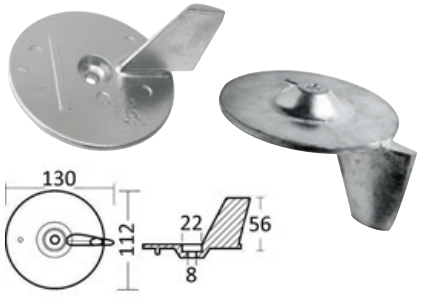

Original ref. 41107-ZW1-B01ZA, 113-mm Ø.

Zinc	Aluminium
43.291.50	43.291.51

Anode plate for 8/20 HP



Original ref. 41106-935-812.

Zinc	Aluminium	Magnesium
43.315.20	43.314.98	43.314.97

Anode plate for 35/50 HP

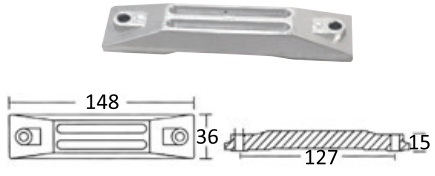

Original ref. 06411 - ZV5 - 000

Zinc	Aluminium	Magnesium
43.290.00	43.290.01	43.290.02

Anode plate for 75/225 HP



Original ref. 41106-ZW-000.

Zinc	Aluminium	Magnesium
43.424.07	43.424.04	43.423.98

Zinc anode for Honda 8/20 HP



Zinc	Aluminium	Magnesium	Original reference
43.292.00	43.292.01	43.292.03	41106-ZW9-020

Collector anode

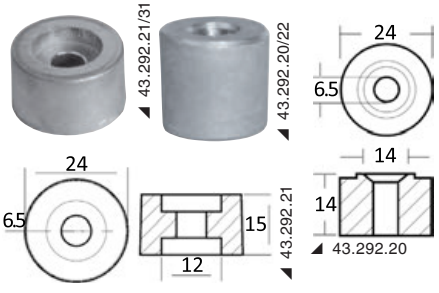

Zinc	Aluminium	HP	Original reference
43.292.20	43.292.22	40/50/60	12155-ZV4-A00
43.292.21	43.292.31	75/90/130	12155-ZW5-000

Plate for HP 10/50

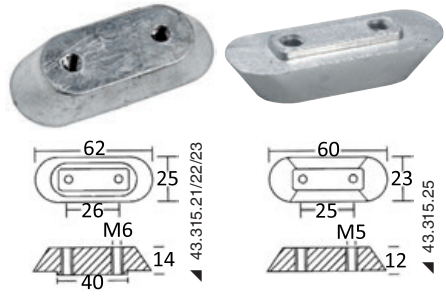

Zinc	Alumi-nium	Magnesi-um	Original reference
43.315.21	43.315.22	43.315.23	41106-ZV4-650
-	43.315.24	43.315.25	41106-935-812

Plate

Zinc	Aluminium	Magnesium	Description	A mm	B mm	C mm	Original reference
43.424.05	43.424.08	43.424.09	Plate anode 75/130 HP	29	22	77	41109-ZW1-003 (leg AT)
43.293.00	43.293.01	43.293.02	Plate anode 75/225 HP	36	17	71	41109-ZW-1-B000

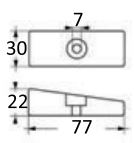

8/20 HP washer

Zinc	Aluminium	Magnesium	Ø mm	Original reference
43.260.00	43.259.99	43.259.98	24x7	41106-ZW-000

Anode kit for Honda outboards

Zinc	Aluminium	Magnesium	Description	Content
43.291.65	43.291.66	43.291.67	Kit for 40/50 HP outboards	43.291.00 + 43.290.00 + 43.424.05 (2 pcs)
43.291.60	43.291.61	43.291.62	Kit for 75/225 HP outboards	43.291.50 + 43.424.07 + 43.293.00 (2 pcs)

TECNOSEAL

Anodes for TOHATSU - NISSAN engines

TOHATSU Outboards

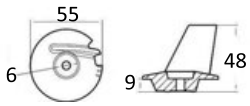

Fin anode series 140 for Tohatsu

Zinc	Aluminium	Orig. Ref.
43.640.10	**43.640.11**	3V1602170 8/20 HP - 4 stroke



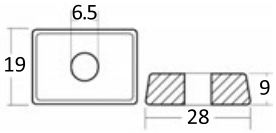

Single anode for Tohatsu

Zinc	Aluminium	Orig. Ref.
43.640.20	**43.640.21**	3H660218000 4/6 HP - 2/4 stroke

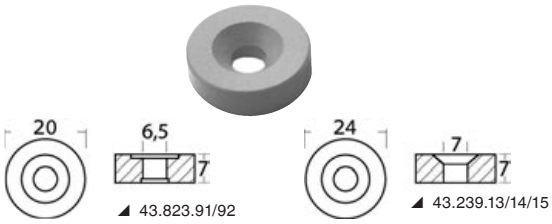

Washer for Tohatsu

Zinc	Aluminium	Magnesium	Ø mm	Orig. Ref.
43.239.13	**43.239.14**	**43.239.15**	24x7	369-60218-1
43.823.91	**43.823.92**	-	20x7	338-60218-2

TECNOSEAL save your dreams

Fin for 35/40 HP

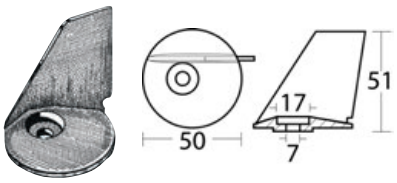

Code	Ø mm	Original reference
43.640.01	50	338-60217-0

Anode fin for 25/30 HP and 40/50 HP Mega

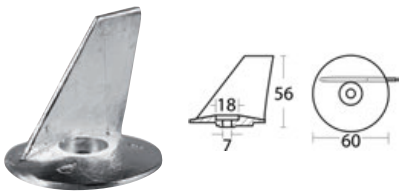

Code	Ø mm	Original reference
43.640.02	59.5	3C8-60217-1

Anode fin for 60/70/140 HP

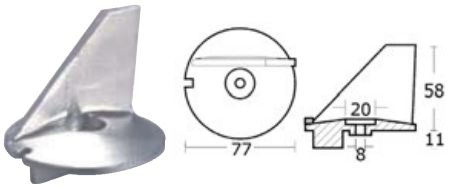

Code	Ø mm	Original reference
43.640.03	77	3B7-60217-0

Anode rod for 40/60/140 HP

Zinc	Aluminium	Magnesium
43.640.04	**43.640.14**	**43.640.17**

Small anode for 9.9/15/18 HP

Code	Original reference
43.640.05	3B7-60218-1

BUKH anodes

BUKH

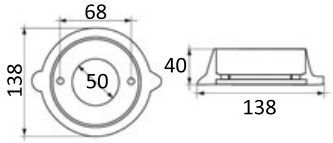

BUKH leg collar

For Saildrive DV10, DV20, DV36, DV48.

Code	hole spacing mm	External Ø mm	Height mm	Width mm	Inside Ø mm	Original reference
43.760.01	67	105	40	140	50	BOOE5829

ARNESON anodes

Transmission anodes

Zinc	kg Zinc	Aluminium	kg Aluminium
43.650.01	0.54	**43.651.01**	0.210
43.650.03	1.56	**43.651.02**	0.610

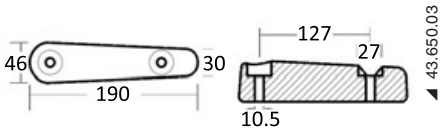

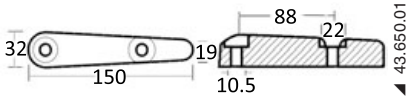

Anodes for bolt mounting

Code	Material	hole spacing mm	kg	⟷ mm
43.920.07	Zinc	125	8	300x150
43.925.01	Aluminium	77	0.450	102x153
43.925.05	Aluminium	125	3.14	300x150

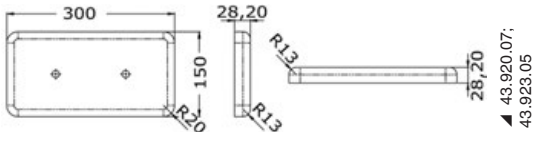

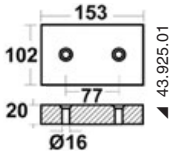

LOMBARDINI anodes

LOMBARDINI saildrive anode

Code	Original reference
43.750.04	9135033
43.750.05	9135034

ANODES for TORQUEEDO engines

Anode for outboard TORQUEEDO

For outboard series 401-403-603-801-1103

Code	Material	Original reference
43.770.01	Aluminium	060-00031



Anodes

Universal anode

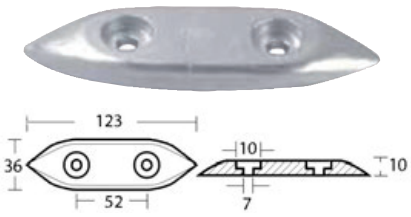

Code **43.610.00**
For Chrysler, Evinrude, Johnson or any outboard engine; for mounting on the anti-cavitation plate.

Anodes for bolt mounting



Zinc	Aluminium	Magnesium
43.910.01	**43.910.11**	**43.910.21**

◢ Drawing 1

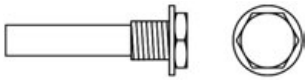

◢ DRAWING 2



◢ DRAWING 3

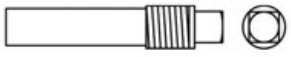

◢ DRAWING 4

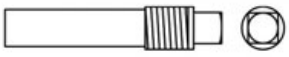

◢ DRAWING 5

Heat exchanger sleeves

Threaded anode for cooling system:

Code	Ø x Length mm	Thread "	Motor	Drawing	Original reference
43.228.29	14x26+7	smooth Ø mm 12	Caterpillar	3	Serie 3208
43.228.30	10x55+12	1/4	Caterpillar	1	6L2283
43.229.13	9x35+11	1/4	Caterpillar	1	116-7011
43.228.00	12x40+10	3/8	Caterpillar/Bukh	1	6L-2280
43.228.91	14x32+12	5/16"	Caterpillar	1	6L-2284
43.229.08	10x38+10	7/16	Caterpillar	1	6L-3104
43.229.09	16x41+9	7/16	Caterpillar	1	7E-5076
43.228.50	30x64+20	3/4	Caterpillar	1	-
43.229.02	14x20+10	M8	VM	1	-
43.229.03	14x40+10	M8	VM	1	-
43.229.04*	10x17+9	16x1.5	Nanni/Mercedes	2	-
43.229.06*	8x30	1/4 gas	Isoterm	4	-
43.229.01	12x35+Vok	M5	Bukh	1	-
43.541.00*	10x40+18	3/8	Caterpillar	5	-
43.548.00*	16x52+22	1/2"	GM/CATERPILLAR	5	-
43.545.00*	20x80+29	3/4	GM	5	-

**With brass head.*

◢ Drawing 1



◢ DRAWING 3

AIFO-FPT sleeves

Code	Ø x length mm	Thread	Motor	Drawing	Original reference
43.229.05	14x26+8	smooth Ø mm 12	AIFO-FPT	3	8105277
43.229.07	13x26+7	smooth Ø mm 10	AIFO-FPT	3	8105277
43.229.21	13x26+8	smooth Ø mm 10.1	AIFO-FPT	3	8105277/B
43.229.22	10x18+8	smooth Ø mm 7	AIFO-FPT	3	8109743
43.229.23	14x40+10	M8	AIFO-FPT	1	-



◢ Drawing 1



◢ DRAWING 3

Cummins sleeves

Code	Ø x length mm	Thread	Motor	Drawing	Original reference
43.229.10	16x50+10	7/16"	Cummins	1	-
43.229.26	16x31+13	3/8"	Cummins	1	-
43.229.27	10x20+8	M6	Cummins	1	-

◢ Drawing 1

Yanmar sleeves

Code		Ø x length mm	Thread	Motor	Drawing	Original reference
43.228.10		12x30+11	3/8''	Yanmar	1	68241
43.542.00		20x40	M8	Yanmar	1	27210-200300
43.229.40		12x32	3/8"	Yanmar	1	-
43.229.41		16x50+10	7/16"	Yanmar	1	-
43.229.42	New	12x30+10	3/8''	Yanmar	1	-
43.229.43	New	15x20+9	M8	Yanmar	1	-
43.229.44	New	12,70x38,10+10	3/8''	Yanmar	1	-

◢ 43.701.00

◢ 43.702.00

Soap shaped anode

For rudders and flaps.

Code	⟷ mm	
43.701.00	85x47x20(H)	300
43.702.00	145x41x23(H)	550

Standard rose anode for rudders

Sold **in pairs**, fitted with bolt and screw nut.

Zinc	Per pair g (Zinc)	Aluminium	Weight pair g (Aluminium)	Ø mm	Type
43.598.99	90	**-**	-	50	light
43.599.00	160	**43.601.01**	60	50	heavy
43.600.00	300	**-**	-	70	light
43.600.01	380	**43.601.02**	160	70	heavy
43.605.00	500	**-**	-	90	light
43.605.01	840	**43.601.03**	340	90	heavy
43.605.02	1360	**43.601.04**	540	110	heavy
43.620.00	1350	**-**	-	125	heavy

Rectangular anodes with insert

Made of **galvanized iron**, for **screw** mounting or for **welding**; hydrodynamic shape.

Code	⟷ mm			kg
	Length (A)	Width (B)	Height (H)	
43.907.01	95	34	17	0.25
43.907.02	95	40	25	0.5
43.907.03	128	62	28	1

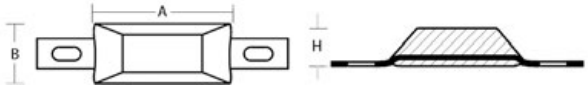

◢ 43.907.01

◢ 43.907.02

◢ 43.907.03

Rectangular anodes with insert

Made of galvanized iron to be welded.

Code	⟷ mm			kg
	Length (A)	Width (B)	Height (H)	
43.907.06	215	90	30	3

Welding anodes

tapered, can be pierced and bolted.

Zinc	Aluminium	Version	A mm	B mm	C mm	D mm	kg Zinc	kg Aluminum
43.904.00	**43.904.01**	ZP-0	210	120	40	22.5	0.5	0.2
43.905.00	**43.905.11**	ZP-1	230	160	57	25	1	0.39
43.910.00	**-**	ZP-3	250	135	87	35	2	-

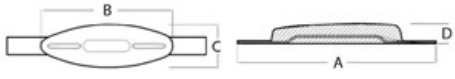

Welding anodes

tapered, can be pierced and bolted.

Code	Material	Version	A mm	B mm	C mm	D mm	kg
43.911.00	Zinc	ZP-2	430	280	98	48	5
43.911.10	Aluminium	ZP-2	430	280	98	48	5

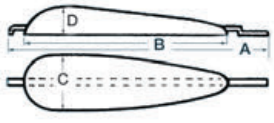

Magnesium anode to be welded

Code	Length (L) mm	Width (A) mm	Thickness (H) mm	Insert mm	kg
43.908.02	300	80	40	400x30	1.5
43.908.05	320	147	38	400x30	2.5
43.908.06	400	152	33	550x40	4

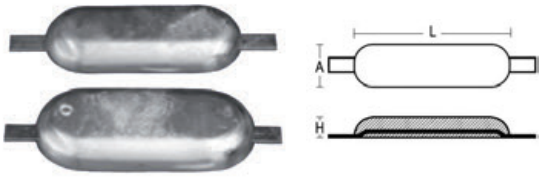

Aliscafi series magnesium anode

Code	⟷ mm	kg
43.908.10	900x45x12.5	0.86



Heavy-duty rose anode, for bolt mounting

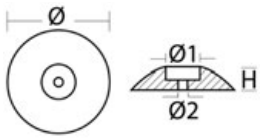

Zinc	Aluminium	Magnesium	Ø mm	Ø1 mm	Ø2 mm	H mm	Zinc	Aluminum	Magnesium
43.914.97	**43.919.01**	**43.918.00**	50	20	6.5	11	0.08	30	0.02
43.914.98	**43.919.02**	**43.918.01**	70	22	8.5	13	0.19	80	0.06
43.914.99	**43.919.03**	**43.918.02**	90	31	8.5	17	0.42	170	0.11
43.915.00	**43.919.04**	**43.918.03**	110	31	10.5	18	0.68	270	0.17
43.915.02	**43.919.05**	-	125	31	10.5	21	0.98	390	-
43.915.03	**43.919.06**	-	140	33	12.5	30	1.45	570	-

Hidden mounting anode

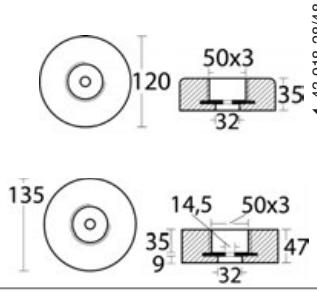

Code	Material	Base Ø mm	Height mm	
43.918.28	Zinc	120	35	2
43.918.48	Magnesium	120	35	0.55
43.918.45	Zinc	135	47	3.91
43.918.46	Aluminium	135	47	1.53
43.918.47	Magnesium	135	47	0.98

Anodes for bolt mounting



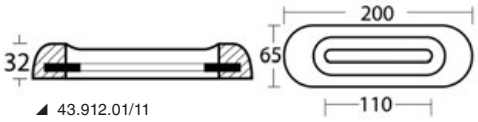

Zinc	Aluminium	Magnesium	mm	Zinc	Aluminum	Magnesium
43.912.01	**43.912.11**	-	200x65	1.3	0.65	-
43.912.03	**43.912.13**	**43.912.23**	320x65	2.2	1	0.7

Stern anode

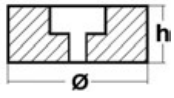

Zinc	Aluminium	Magnesium	Base Ø mm	Height mm	Zinc	Aluminum	Magnesium
43.210.01	**43.510.11**	**43.210.21**	100	40	1.96	0.77	0.51
43.210.02	**43.210.12**	**43.210.22**	125	38	2.7	1.10	0.75
43.210.03	**43.210.13**	**43.210.23**	140	35	3	1.3	0.83
43.210.05	-	-	120	40	1.88	0.74	-

Vetus-type anode for rudder or flaps

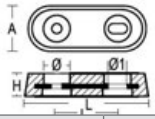

Zinc	Aluminium	Magnesium	mm						Zinc	Aluminum	Magnesium
			L	A	H	I	Ø	Ø1			
43.901.99	**43.902.10**	**43.902.15**	100	44	18	48	25	10.5	0.30	-	-
43.902.00	**43.902.20**	**43.902.30**	150	60	25	80	27	11x15	1	0.55	0.25

Vetus-type anode with insert

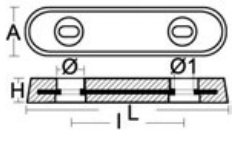

Zinc	Aluminium	mm						Zinc	Aluminum
		L	A	H	I	Ø	Ø1		
43.902.01	**43.902.21**	247	63	30	140	32	13x25	2.30	1.07
43.902.11	-	290	53	33	200	32	13x25	2.70	-
43.902.02	**43.902.22**	350	68	36	200	38	13x25	4.50	1.76

Vetus-tupe anode, edged version

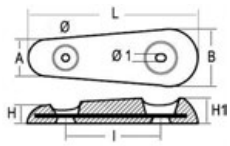

Zinc	Alumi-nium	mm								Zinc	Aluminum
		L	A	H	I	Ø	Ø1	B	H1		
43.902.05	**43.902.25**	152	52	23	80	11	11x15	68	29	1	0.39
43.902.06	**43.902.26**	250	55	21	140	11	11x15	75	37	2.40	0.94

Circular anode, single-bolt mounting

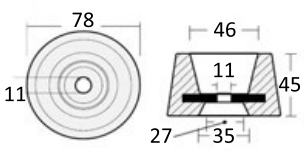

Zinc	Aluminium	Ø mm	Height mm	Zinc	Aluminum
43.901.00	**43.901.01**	78	45	1.05	0.45

Anodes for bolt mounting

Fitted with rubber plate.

Code	mm					kg
	L	A	H	I	Ø	
43.920.01	147	65	22	70	13x35	1.2
43.920.02	151	69	26	75	13x35	1.5
43.920.03	200	80	22	110	13x35	2.5
43.920.04	210	100	32	110	19x25	4.18
43.920.06	300	160	28	160	17x25	8

◢ 43.920.01

◢ 43.920.02

◢ 43.920.06

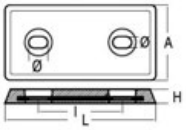

◢ 43.920.06

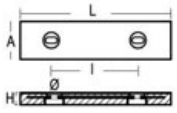

◢ 43.920.01/02/03/04

Anode for Radice shaft lines with conical fitting

Zinc	Aluminium	Ø mm	Ø1 mm	Ø2 mm	Ø3 mm	H mm
43.225.00	**43.231.01**	33	25	6.5	11	39
43.230.00	**43.231.02**	42	31	8.5	13.5	53
43.235.00	**43.231.03**	46	37	8.5	13.5	62
43.240.00	**43.231.04**	51	42	8.5	16	68
43.245.00	**43.231.05**	61	48	11	22	76
43.250.00	**43.231.06**	72	57	11	22	84
43.250.05	**43.231.07**	75	65	11	29	86
43.250.10	**43.231.08**	83	71	11	22	98

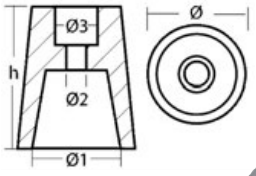

Ogive shaft anodes with standard thread

Fitted with interchangeable zinc plate.

Zinc	Aluminium	Shaft Ø mm	Thread mm	Zinc replacement
43.122.20	**43.124.20**	20	16x1.5	**43.225.00**
43.122.25	**43.124.25**	25	18x1.5	**43.225.00**
43.122.30	**43.124.30**	30	20x1.5	**43.230.00**
43.122.35	**43.124.35**	35	24x2	**43.235.00**
43.122.40	**43.124.40**	40	26x2	**43.240.00**
43.122.45	**43.124.45**	45	30x2	**43.245.00**
43.122.46	**43.124.46**	45	33x2	**43.245.00**
43.122.50	**43.124.50**	50	36x3	**43.250.00**

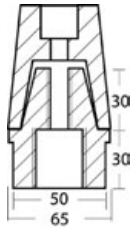

Propeller anodes, new Radice type from 1996

With internal hexagon in **brass** with anode.

Nut with zinc anode	Nut with aluminium anode	Only zinc anode	Only aluminium anode	For shafts Ø mm	Thread mm
43.251.01	**43.251.51**	**43.265.01**	**43.265.51**	20/22/25	16x1.5
43.251.02	**43.251.52**	**43.265.02**	**43.265.52**	30	20x1.5
43.251.03	**43.251.53**	**43.265.03**	**43.265.53**	35	24x2
43.251.04	**43.251.54**	**43.265.04**	**43.265.54**	40	24x2
43.251.05	**43.251.55**	**43.265.05**	**43.265.55**	45	33x2
43.251.06	**43.251.56**	**43.265.06**	**43.265.56**	50	36x3
-	-	**43.265.16**	**43.265.66**	55	40x3
43.251.07	-	**43.265.07**	**43.265.08**	60	45x3

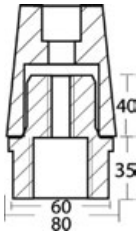

Extra low olive

Zinc	Aluminium	Hole		Thickness mm
		mm	inches	
43.810.22	**43.811.22**	22	7/8"	20
43.810.25	**43.811.25**	25	-	20
43.810.26	**43.815.26**	25.4	1"	20
43.810.30	**43.815.30**	30	-	20
43.810.32	**43.815.32**	31.8	1" 1/4	20
43.810.35	**43.815.35**	35	1" 3/8	20

Low olive shapes for propeller shafts

For sail boats with confined spaces, **fitted with stainless steel pins and nuts**.

Zinc	Aluminium	Hole		Thickness mm
		mm	inches	
43.801.20	**43.803.20**	19	3/4"	25
43.801.22	**43.803.22**	22	7/8"	25
43.801.25	**43.803.25**	25	-	25
43.801.26	**43.803.26**	25.4	1"	25
43.801.30	**43.803.30**	30	-	25
43.801.32	**43.803.32**	31.8	1" 1/4	25
43.801.35	**43.803.35**	35	1"3/8	25
43.801.38	**-**	38	1" 1/2	25
43.801.40	**43.803.40**	40	-	25
43.801.45	**43.803.45**	45	-	25
43.801.50	**43.803.50**	50	-	25
43.801.55	**-**	55	-	25
43.801.60	**-**	60	-	25
43.801.70	**-**	70	2"3/4	25

TECNOSEAL
save your dreams

Olive shape propeller shaft

Fitted with stainless steel pins and nuts.

Zinc	Aluminium	Hole	
		mm	inches
43.800.19	**-**	19	3/4"
43.800.22	**43.802.22**	22	7/8"
43.800.25	**43.802.25**	25	-
43.800.26	**-**	25.4	1"
43.800.28	**-**	28.6	1" 1/8
43.800.30	**43.802.30**	30	1
43.800.32	**43.802.32**	31.8	1"1/4
43.800.35	**43.802.35**	35	1"3/8
43.800.38	**43.802.38**	38	1"1/2
43.800.40	**43.802.40**	40	-
43.800.44	**43.802.44**	44	1" 3/4

Zinc	Aluminium	Hole	
		mm	inches
43.800.45	**43.802.45**	45	-
43.800.50	**43.802.50**	50	-
43.800.51	**43.802.51**	51	2"
43.800.57	**43.802.57**	57.15	2" 1/4
43.800.60	**43.802.60**	60	-
43.800.63	**-**	63	2" 1/2
43.800.65	**-**	65	-
43.800.70	**43.802.70**	70	-
43.800.75	**-**	75	-
43.800.80	**-**	80	-

Spare anodes for VETUS bow/stern propellers

Code	Type of propeller	Ref Vetus
43.070.02	BOW 25	0148
43.070.04	BOW 35/55	0149
43.070.06	BOW 75/80/95	0150
43.070.08	BOW 125/133/160	0151
43.070.12	BOW 23A/50/80 + stern propellers	0153

◢ 43.070.02

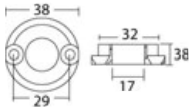

◢ 43.070.02

◢ 43.070.04

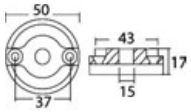

◢ 43.070.04

◢ 43.070.06

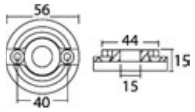

◢ 43.070.06

◢ 43.070.08

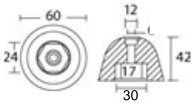

◢ 43.070.08

◢ 43.070.12

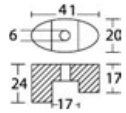

◢ 43.070.12

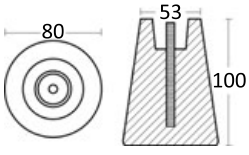

Anchoring anode

With fastening cable.

Code	kg
43.005.01	2.5

Spare anodes for Side-Power (Sleipner) bow/stern propellers

Zinc	Aluminium	Orig. Ref.	Type propeller/engines
43.070.20	**43.070.21**	61180	SP-SE 30/40
43.070.22	**43.070.23**	71190/51180	SP55S/75T/95T, SE60/185S, SE80/185T/SE100
43.070.24	**-**	101180	SP125T/285STC/SE120-150/SP220-300HYD/SH160
-	**43.070.25**	140629	SR80/100/130/170/210/240
43.070.27	**43.070.28**	501180	-
43.070.29	**43.070.30**	31180	-
43.070.31	**43.070.32**	201180	-
43.070.33	**43.070.34**	02481	-

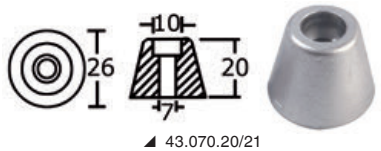

43.070.20/21

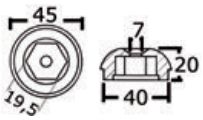

43.070.22/23

43.070.22/23

43.070.22/23

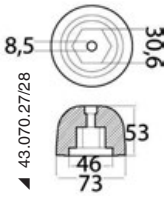

43.070.27/28

43.070.27/28

43.070.27/28

43.070.25

43.070.29/30

43.070.29/30

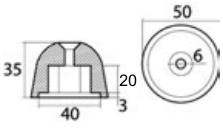

43.070.33/34

43.070.33/34

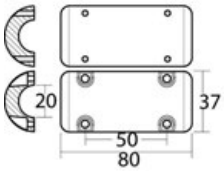

43.070.25

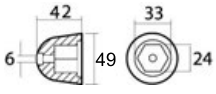

43.070.31/32

43.070.31/32

Monitoring systems

TECNOSEAL save your dreams

New

ATOM TECNOSEAL Cathodic protection monitoring system

NMEA PROTOCOL

Electrochemical potential monitoring system used to continuously measure the cathodic protection conditions of submerged and semi-submerged metal appendages.
To be installed in control panels having IP64 protection rating on the front, on hulls of any material.
From a minimum of 1 to a maximum of 6 measurement points applicable.
It is available with two different probes complete with thru-hull fittings (3/4" in bronze) for monitoring:
- Pure zinc probe: more economical version suitable for medium boats. The zinc will need to be replaced every 2/3 years.
- Silver and silver chloride probe: premium version with several years of durability.

Technical features of the screen:
- 4.3" TFT LCD screen, high brightness
- Resolution 480x272 pixels
- Spark plugs 700
- Resistive touch screen
- Power supply 12/24 V - <500mA
- Dimensions 118x78x32 mm
- Drilling template 107x67 mm
- Operating temperature -20 +70 °C
- Front material and casing: ABS
- Weight 200g

Order 43.850.00 + a chosen probe.

43.850.00

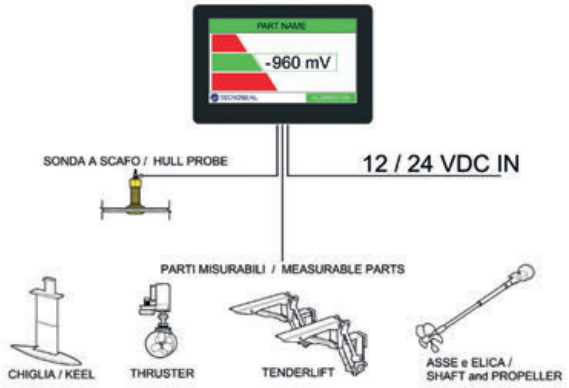

Code	Transducer (including 3/4" bronze thru-hull by Guidi)	
	Zinc	Silver and silver chloride
43.850.00	**43.850.10**	**43.850.20**

43.850.11 *Only replacement zinc probe.*
43.850.21 *Only silver probe and replacement silver chloride.*

Fender profiles made of stainless steel and PVC bases

A range of products designed to meet all customer needs.

Watch the video

Fender profiles made of stainless steel and PVC bases

Fender profiles

AISI 316

Made-in-Italy AISI316 stainless steel C-shaped fender profiles. 3-m standard length, tapered and mirror-polished.
Each bar is pickled and passivated for optimum resistance in salty environment.
They can be used with dedicated UV-resistant PVC base plates available in white, black and grey, and with dedicated mirror-polished AISI316 stainless steel terminals.

Code	Description	Bore type	mm A	B	H	Bars m	Bore centre distance	White PVC base	Grey PVC base	Black PVC base	SS end cap
44.480.20	Profilo 20	flared	19	1.5	4.6	3	198	44.481.33	44.481.43	44.481.53	44.484.33
44.477.20	Profilo 20	deep-drawn	19	1.5	4.6	3	186	44.481.35	44.481.45	44.481.55	44.484.35
44.480.30	Profilo 28	flared	28	1.5	7	3	198	44.481.36	44.481.46	44.481.56	44.484.36
44.480.38	Profile 35	flared	35	1.5	9	3	198	44.481.37	44.481.47	44.481.57	44.484.37

Base in 24-m-roll

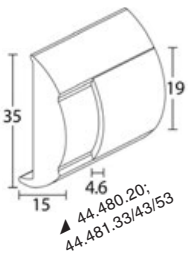

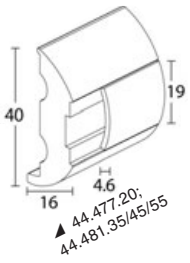

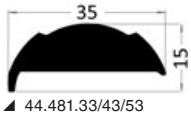

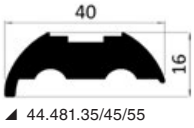

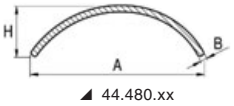

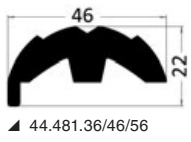

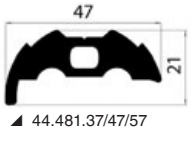

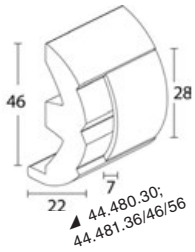

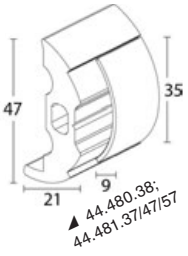

Semi-round profile made of mirror polished AISI 316 stainless steel

AISI 316

Fitted with flared holes.

Code	Width (A) mm	Height (B) mm	Weight g / m	Rods m	hole spacing mm	Bore Ø mm	Countersink Ø mm
44.479.10	10	3.5	250	3	185	3.5	5.75
44.479.15	14	4	410	3	185	4.25	7.5
44.479.20	20	4	780	3	185	4.25	8

Minimum order of 12 meters.

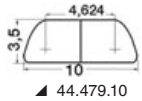

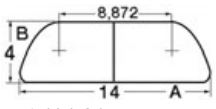

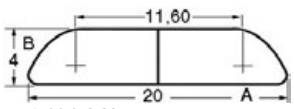

Base for stainless steel rubbing strakes

In **PVC** semi-rigid, **rolls of 24 m.**

Code	Height mm	S.S. profile cross section mm	To combine with OPTIONAL profile	Roll m
44.480.16	30	15x5	**44.480.11**	24
44.480.17	35	18x5	**44.480.12**	24
44.480.18	40	21x5,5	**44.480.13**	24
44.480.19	45	25x7	**44.480.14**	24
44.480.21	50	30x9	**44.480.15**	24
44.480.22	60	40x8	-	24

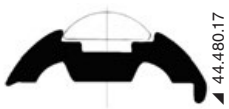

OSCULATI

Low profile D-section rubbing strake made of mirror polished AISI 316 stainless steel

AISI 316

Fitted with flared holes.

Code	A mm	B mm	Weight g/m	Rods m	hole spacing mm	Bore Ø mm	Countersink Ø mm	OPTIONAL base plate	Terminal OPTIONAL
44.480.11	15	5	500	3	185	4.25	7.5	**44.480.16**	-
44.480.12	18	5.3	600	3	185	4.25	8	**44.480.17**	**44.484.18**
44.480.13	21	5.5	700	3	185	4.25	8	**44.480.18**	**44.484.20**
44.480.14	25	7	980	3	185	4.25	8	**44.480.19**	**44.484.28**
44.480.06	25	10	1463	4	120	4.25	7.5	**44.480.19**	-
44.480.15	30	9	1300	3	185	5.25	10	**44.480.21**	-
44.480.03	38	9.5	2100	3	185	5.25	10	**44.480.22**	-

Minimum order of 12 meters

OSCULATI

Rubbing strake made of mirror polished stainless steel

AISI 316

C-shaped profile, pre-drilled and faireds; sold in 3-meter bars.

Code	A mm	B mm	S mm	Rods m	hole spacing mm	OPTIONAL base plate	Terminal OPTIONAL
44.480.20	20	4.6	1.5	3	200	-	**44.484.20**
44.480.30	28	7	1.5	3	200	**44.480.36**	**44.484.28**
44.480.38	35	9	1.5	3	200	**44.480.37**	-

Minimum order of 12 meters.

OSCULATI

Fender terminals for C-shaped and almond-shaped profiles

AISI 316

Flush and perfectly combining with the corresponding rubbing strakes. Mirror polished AISI 316 stainless steel.

Code	For profiles	
	inox	PVC
44.484.18	**44.480.12**	**44.480.17**
44.484.20	**44.480.20; 44.480.13**	**44.480.35; 44.480.18**
44.484.28	**44.480.30; 44.480.14**	**44.480.36; 44.480.19**

TESSILMARE



SPHAERA fender profile

PATENT

AISI316 stainless steel fender profile with DURALENE PVC inner core. It adapts either on a Standard or Slim base. 3-m profiles for junction with top cap.
Advantages:
- It facilitates bending.
- Lightweight.
- High shock resistance.

sphæra

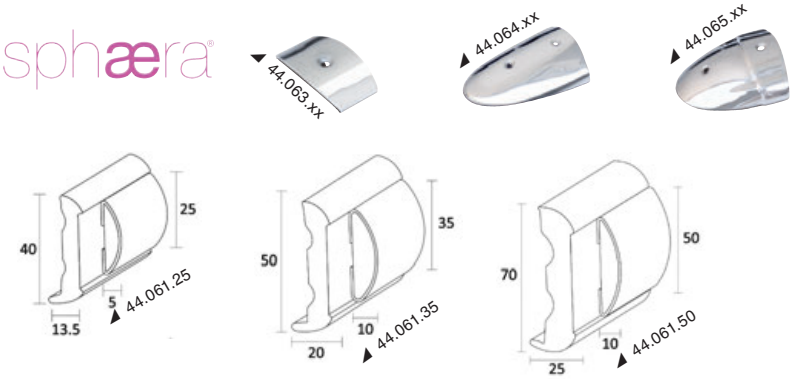

Model	Stainless steel bar 3 m	Standard white base	Slim white base	SS top cap	SS end cap	
					Standard	Slim
SPHERA 25	**44.060.25**	**44.061.25****	**44.062.25****	**44.063.25**	**44.065.25**	**44.064.25**
SPHERA 35	**44.060.35**	**44.061.35****	**44.062.35****	**44.063.35**	**44.065.35**	**44.064.35**
SPHERA 50	**44.060.50**	**44.061.50****	**44.062.50***	**44.063.50**	**44.065.50**	**44.064.50**

* *12-m roll*
** *24-m roll*

New DOUGLAS MARINE Simply fender profile

Made of 316L stainless steel, mirror polished and tool-flared.
Pickled and passivated to increase corrosion resistance up to five times compared to standard stainless steels.

Code	Description	Bore type	⟷ mm A	B	H	Bars m	hole spacing mm	☐ White PVC base	SS end cap	SS top cap
44.477.50	Profile 50	flared	48	1.5	8	3	181	**44.481.38**	**44.484.38**	**44.043.50**

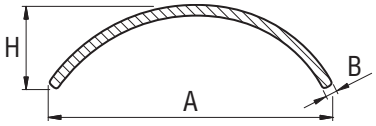

New PVC base for DOUGLAS MARINE Simply profile

Made of UV-resistant PVC, high quality standards. Tested for quality.
Its specific section ensures maximum cushioning and the best aesthetic result, enhancing the stainless steel profile and minimizing the frame.
Supplied in 24-m rolls.

Code	Colour	⟷ mm A	B	Packaging
44.481.38	☐ white	58	19.7	24-m roll

New Terminal for DOUGLAS MARINE Simply fender profile

Made of 316L stainless steel, mirror-polished and tool-flared.
Practical and elegant design of the profile terminal.

Code	⟷ mm A	B	H
44.484.38	100	64.8	24.6

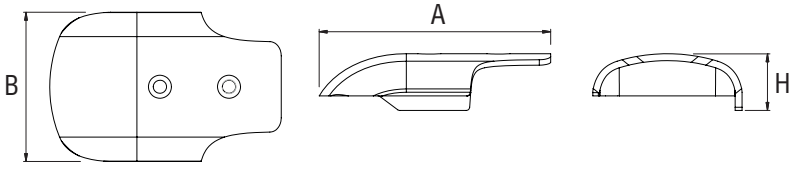

New Joint cover for DOUGLAS MARINE Simply fender profile

Made of 316L stainless steel, mirror-polished and tool-flared.
Equipped with inside stopper that prevents the profile from slipping and ensures drilling interval consistency.

Code	⟷ mm A	B	H
44.043.50	50	4.4	25

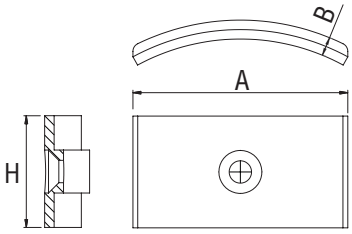

PVC and anodized aluminium rubbing strakes

TESSILMARE

RADIAL



RADIAL fender profile

PATENT

Invisible **rigid** base, designed to be screwed/riveted onto the hull, **2-m** slugs; **semirigid** external profile with easy **pressure** installation (no weld required), available in **24-metre** rolls. Caution: tray and insert are separated and ahve to be mounted to make the profile complete.

Model	Only black channel	Only PVC colour			⟷ mm		Minimum bend radius mm	Terminals		SS top cap
		white	grey	black	height A	overhang B		white	SS	
RADIAL 30	**44.032.05**	**44.032.02**	**44.032.03**	**44.032.04**	30	17	50	**44.030.01**	**44.484.00**	-
RADIAL 40	**44.042.05**	**44.042.02**	**44.042.03**	**44.042.04**	40	21	60	-	**44.484.01**	**44.042.15**
RADIAL 52	**44.052.05**	**44.052.02**	**44.052.03**	**44.052.04**	52	29	70	**44.055.01**	**44.484.02**	**44.042.16**
RADIAL 65	**44.065.05**	**44.065.02**	**44.065.03**	**44.065.04**	65	29	80	**44.055.01**	**44.484.03**	**44.042.17**
RADIAL 80	**44.080.05**	-	-	**44.080.04**	33	33	100	-	**44.484.04**	**44.042.18**

minimum order of 24 metres



◢ 44.484.01/02

◢ 44.042.15/16/17/18

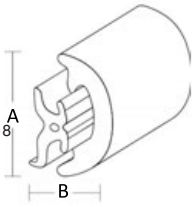

BINO fender profile

TESSILMARE

PATENT

Made of PVC, it consists of 2 interlocking parts + a SS profile for fixing (only 65 and 90 models). Cold mounting.
Bino 40 is extremely flexible and for two-axis small curvatures. Bino 65 and 90 provides high protection for heavy vessels, workboats, military boats, and anywhere easy installation is required.

Model	Black	Grey	Dimensions mm		Roll m	Terminals			SS fixing profile (optional)
			height A	overhang B		black	grey	SS	
BINO 40	**44.045.00**	**44.046.00**	40	22	12	**44.045.94**	**44.046.94**	**44.045.84**	-
BINO 65	**44.045.01**	**44.046.01**	65	37	12	**44.045.95**	**44.046.95**	-	**44.047.01**
BINO 90	**44.045.03**	**44.046.03**	90	53	12	**44.045.96**	**44.046.96**	-	**44.047.01**

* **44.047.01** *2-m bars*

bino40



◢ 44.046.00

◢ 44.045.01/03

bino65 bino90

◢ 44.046.01/03

◢ Terminals

TESSILMARE

◢ 44.100.01/02



◢ 44.100.01/02



◢ 44.105.01/02

QBE Fender Profile

PATENT **HEAVY DUTY BUMPERS**

Profile made of PVC, consisting of 2 interlocking parts plus stainless steel fixing profile. QBE is extremely elegant, thanks to its square shape. Quick and economical to install,
Suitable for **Sandwich or Boxed** closures. Thanks to its flexibility, it provides high protection from heavy-duty use at almost all points of the boat, limiting the risk of damage and is suitable for all types of boats.

Model	Grey RAL 7047	⟷ mm		Roll m	Grey terminal RAL 7047	Stainless steel fixing profile (optional)
		Height	Curvature radius			
QBE 65	**44.100.01**	65	60	12	**44.105.01**	-
QBE 90	**44.100.02**	90	70	12	**44.105.02**	**44.047.01**

Also available in black on request

Rubbing strake made of rigid durable plastic, fitted with flexible PVC insert

Unbreakable, flexible without puckering, low cost; **white bar base 4 meters** long, **PVC** profile, available in **20 meter** rolls. Caution: base and fender extrusion are sold separately but have to be mounted together to make the complete profile.
Minimum order: 20 metres per model.

Version	Only white channel	Only white PVC insert	Only grey PVC insert	Only black PVC insert	Cable tray height mm	Cover protrusion mm	White terminal	White covering joint
A	**44.030.05**	**44.030.40**	-	**44.030.60**	30	5	**44.030.01**	**44.042.21**
B	**44.038.05**	**44.038.40**	-	-	38	6	-	**44.042.26**
C	**44.040.05**	**44.040.40**	**44.040.50**	**44.040.60**	40	5	**44.040.01**	**44.042.27**
D	**44.055.05**	**44.055.40**	-	**44.055.60**	55	5	**44.055.01**	**44.042.22**



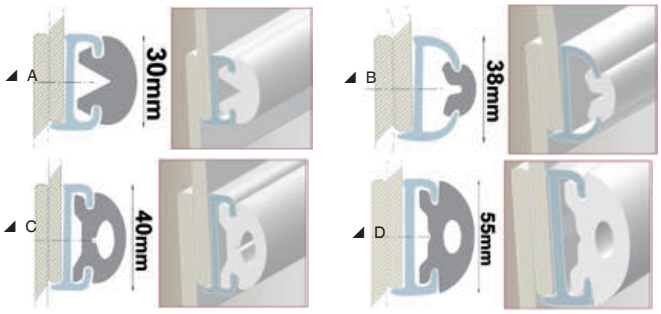

Fender for boat mounting with leap seal

Made of PVC; to be mounted only on one end, available in 24 meter coils.

Colour		A mm	B mm	Terminal OPTIONAL	
white	black			black	white
44.478.00	**44.482.00**	18	26	**44.482.03**	-
44.478.01	**44.482.01**	30	38	**44.488.01**	**44.5.88.01**
44.478.02	**44.482.02**	37	45	**44.482.04**	-



PVC rubbing strake suitable for boats with boxed joint

Made of **black PVC**, fitted with semi-rigid **PVC** insert and white screw cover; snap-in insert mounting; built-in strip cover.

Code	A mm	B mm	Terminal	Roll m
44.483.00	44	18	**44.483.02**	24
44.483.01	55	21	**44.483.03**	24

Bumper fenders with anodised aluminium base

Fitted with **flexible PVC** fender inserts, available in various colours; to be used with plastic terminals in table below; base sold in 3 to 6 metre lengths.
Minimum order of 24 metres.

Aluminium profile only	H mm	A mm	PVC insert in 24-m reels			Matching terminals			
			Black	white	Grey	Black plastic	White plastic	chromed brass	inox
44.485.10*	38	9+5	**44.485.11; 44.485.14****	**44.485.12; 44.485.15****	**44.485.13; 44.485.16****	**44.479.03**	**44.579.03**	**44.485.01**	**44.484.01**
44.485.26*	25	7+5	**44.485.27**	-	-	**44.479.04**	-	-	-
44.485.65*	63	15+6	**44.485.66**	-	-	-	-	-	**44.485.64**
44.486.10*	56	14+5	**44.486.11**	**44.486.12**	**44.486.13**	**44.486.01**	**44.586.01**	-	**44.484.02**
44.487.10	56	14	**44.486.11**	**44.486.12**	**44.486.13**	**44.486.01**	**44.586.01**	-	**44.484.02**
44.494.10*	75	15+5	**44.494.11**	**44.494.12**	-	**44.494.01**	**44.594.01**	-	-

* *Fitted with cover strip teeth*
** *Profile overside*

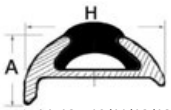

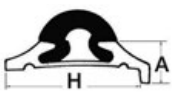

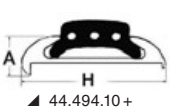

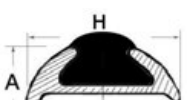







Fender profile with "L" shape base support

Flexible PVC profile fitted with semi-rigid PVC support; it may be bent in any position; ideal for boats with leap seals; available in 24 meter coils; **minimum order of 24 meters per model**.

Code	Colour	Overhang mm	Height mm	Core mm	OPTIONAL terminals	Terminal angle 90° OPTIONAL
44.488.00	Black	33	30	18x18	**44.488.01**	**44.343.50**
44.588.00	white	33	30	18x18	**44.588.01**	-
44.488.45	Black	36	38	22x22	**44.488.46**	-

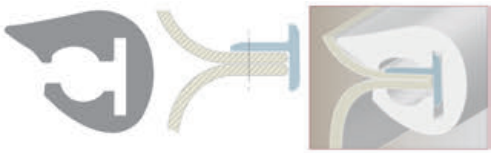

Fender terminal made of mirror polished AISI 316 stainless steel

Code	For profiles	⟷ mm
44.484.01	**44.485.10; 44.042.xx**	40 (L) x 22 (H)
44.484.02	**44.486.10; 44.487.10**	56.5 (L) x 30 (H)

Profiles, gaskets and wireways

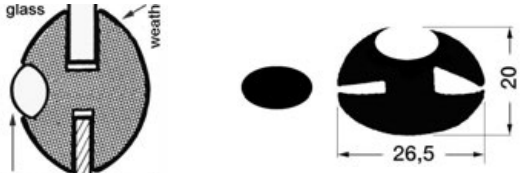

Porthole sealing profiles

Made of salt-resistant **black PVC**, suitable for sealing portholes.

Code	⟷ mm	Roll m
44.481.00	26.5x20	24

Profile designed for trimming reinforced fiberglass, wood or metal

Made of **PVC** 55 shore.

white	Black	⟷ mm			Suitable for thickness mm	Roll m
		A	B	C		
44.492.01	**44.492.00**	17	10	3.5	3/4	24

Profile designed for trimming reinforced fiberglass and other materials

Made of semi-flexible **reinforced PVC**.

white	Black	Suitable for thickness mm	A mm	B mm	Roll m
44.491.01	**44.491.00**	1.5 - 4	14	10	50
44.491.05	**44.491.04**	4 - 6	16.5	10.5	50

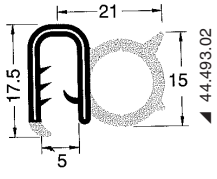

Profiles suitable for beading fibreglass

Made of flexible **reinforced PVC**, fitted with waterproof neoprene foam seal; ideal for lockers, engine cases, etc.

Code	Colour	Suitable for thickness mm	Roll m
44.493.00	Black	2-4	50
44.493.02	Black	4-5	50

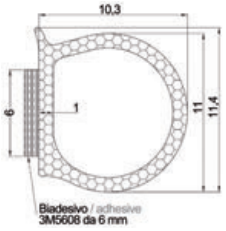

Self-adhesive profiles

Perfect solution for sealing. Ideal use door, engine box, locker, hatch. High quality **3M** adhesive tape.

Code	Colour	Material	Roll m
44.490.01	Black	EPDM	25



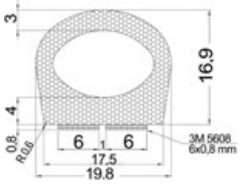

Self-adhesive rubber profile

Perfect solution for sealing. Ideal use door, engine box, locker, hatch. High quality **3M** adhesive tape.

Code	Colour	Material	Roll m
44.490.02	Black	EPDM	25

Black one-way semirigid reinforced groove

Code **44.489.00**

Suitable for sliding glasses, available in 10-metre coils, for glass sizes 4/6 mm.

STAND-PRO weather-resistant guide profiles for sliding glass panes

AISI 316 stainless steel profile, anti-friction high density polyethylene bottom, neoprene intermediate bearing and vibration dampening felt, screw mounting with the profile; side anti-sliding and vibration-dampening synthetic brushes made of UV resistant material.

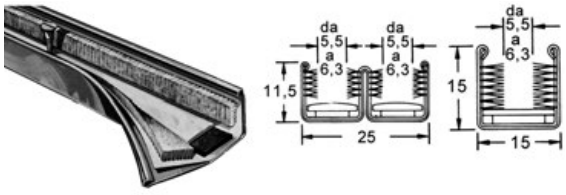

Code	For glass thickness mm	Rod length m	Track	Width mm	Height mm
44.751.19	5/6.5	2.44	simple	15	15
44.751.20	5/6.5	2.44	Double	25	11.5

Anti-draught guide

Designed to seal sides against draught between two glasses, made of **AISI 316 stainless steel**.

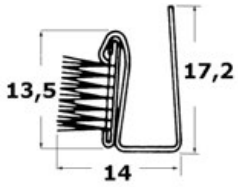

Code	Height mm	Width mm	Length of bars m
44.751.18	17.2	14	2.44

Stainless steel hooks

Fitted with universal swivelling joint.

Code	ORDER BY BOX
44.473.00	10

Wireway designed for mounting boat awnings, canopies and cushions using an insert

Boat awnings, canopies and cushions are fastened by means of a relinga insert.



Code	Description	Roll m	Bars m
44.010.01	Tray in **white semirigid PVC** for hoods and bimini tops	-	4
44.010.02	Tray in **white semirigid PVC** for cushions	-	4
44.010.03	6.5-mm Ø soft PVC rod for insert. To be sewn into fabric.	60	-



Profile designed for beading boat protection cradles

Made of **flexible PVC**. Grey colour.



Code	Width mm	Height mm	Roll m
44.756.85	73	16	24

Marina Fenders

Fendering for marinas, quays and piles

Made of flexible **black PVC**. Also suitable as bumper fendering for fishing vessels.

Code	Piece m	⟷ mm
44.020.00	2	70 base x 70 projection

Profiles designed to protect wharfs, quay and mooring poles

Made of flexible **gray PVC.**

Code	Piece m	Section mm
44.021.00	2	72x30h

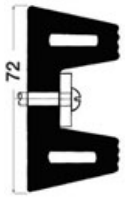



Steering wheels

DELFINO Steering wheels

Anodized aluminium spokes, soft TANEGUM UV resistant crown, universal central hub.

Code	Crown	External Ø mm
45.158.10	Black	310

MANTA Steering wheels

◢ 45.157.97

◢ 45.157.98

Anodized aluminium spokes and soft polyurethane crown.

Code	Crown	Spokes	External Ø mm
45.157.97	white	Silver	355
45.157.98	black	Black	355

Steering wheels fitted with anatomically designed hand grip

◢ 45.158.05

◢ 45.158.06

Fitted with 3 spokes, central hub with universal cone, external Ø 355 mm.

Code	Colour	Ø mm
45.158.05	Black	355
45.158.06	white	355

TECHNIC series steering wheels

◢ 45.163.01

◢ 45.163.03

Central hub fitted with universal cone, anodized aluminium spokes, soft polyurethane crown.

Code	Soft wheel	Spokes	External Ø mm
45.163.01	– Cubicated root	Black	350
45.163.03	black	Silver	350

TECHNIC series steering wheels

Fitted with mirror polished stainless steel spokes, hub and soft polyurethane crown.

Code	Crown	Inserts	Ø mm
45.163.26	black	Root coated	350

SKIPPER steering wheels

Made of soft polyurethane with silver color spokes and chromed cao. Equipped with universal central hub.

Code	Crown	Spokes	Ø mm
45.158.40	black	Silver	350
45.158.41	+ Black + Silver	Silver	350

◢ 45.158.40

◢ 45.158.41

PEGASO steering wheels

Soft polyurethane crown, mirror-polished stainless steel spokes and central hub. Universal cone.

Code	Crown	Spokes	Ø mm
45.158.45	black	SS	300

Black Ghost Steering Wheel

Steering wheel covered in hand-stitched black leather, spokes and hub in satin black painted stainless steel. Universal attachment.

Code	Crown	Spokes	Ø mm
45.155.01	Black leather	Painted Stainless Steel	350

◢ 45.158.30

◢ 45.158.31

BALTIC steering wheels

Made of soft polyurethane, glazed + chromed aluminium spokes. Fitted with universal central hub.

Code	Crown	Spokes	Ø mm
45.158.30	black	chrome + silver aluminium	320
45.158.31	white	chrome + silver aluminium	320

◢ 45.138.01

◢ 45.138.02

Tender steering wheel

Mirror-polished stainless steel spokes. Soft polyurethane crown. Universal cone hub.

Code	Crown	Spokes	Ø mm
45.138.01	black	Polished S.S.	300
45.138.02	Grey	Polished S.S.	300
45.138.03	white	Polished S.S.	300

◢ 45.138.03

Mahogany polyurethane lacquered steering wheel

Fitted with mirror polished **stainless steel** spokes and hub; universal central hub cone, steering wheel central adjustment.

Code	Ø mm
45.160.00	350

Polyurethane steering wheels

Made of **stainless steel**, fitted with external **soft polyurethane** crown, **universal** cone: Ultraflex, Morse and Teleflex.

Code	Crown colour	Ø mm
45.139.33	Black	340
45.139.40	Black	400

Steering wheels with stainless steel spokes

Universal cone Ultraflex/Morse/Teleflex.

Ø mm			Crown
320	350	400	
-	**45.130.35**	-	Carbon coated
-	**45.132.35**	-	Root coated
45.133.32	**45.133.35**	-	White soft polyurethane
45.131.32	**45.131.35**	**45.131.40**	Soft grey polyurethane
45.129.32	**45.129.35**	**45.129.40**	Soft black polyurethane

45.132.35

45.130.35

45.129.32/35/40

45.133.32/35


45.131.32/35/40

Soft polyurethane steering wheels fitted with stainless steel spokes

Universal cone Ultraflex/Morse/Teleflex.

white	cream	grey	Black	Ø mm	Suitable for
45.128.03	**45.128.04**	**45.128.02**	**45.128.01**	350	-
45.127.03	-	**45.127.02**	**45.127.01**	280	Dinghies

45.128.04

45.128.03; 45.127.03

45.128.02; 45.127.02

45.128.01; 45.127.01

Mirror polished SS steering wheels

Central hub with universal cone, **adjustable** to allow **centering** the steering wheel. Diameter: 350mm.

Code	Crown	Crown colour
45.171.35	Leather effect (polyurethane)	Black
45.172.35	Leather effect (polyurethane)	grey
45.173.35	Leather effect (polyurethane)	white
45.173.36	Leather effect (polyurethane)	cream
45.174.35	Wood with polyurethane lacquer	Mahogany

Code	Crown	Crown colour
45.175.35	Soft carbon effect polyurethane	Black
45.152.01*	Polyurethane	Black
45.152.02*	Polyurethane	grey
45.152.05*	mahogany	Mahogany

* *Without helm position gauge*

45.171.35

45.172.35

45.173.35


45.173.36

45.174.35


45.175.35

45.152.01

45.152.02

45.152.05

Apollo steering wheel

Polished stainless steel frame. Universal cone.

Code	Crown	Crown colour	Ø mm
45.178.11	Soft polyurethane	Black	350
45.178.12	Soft polyurethane	grey	350
45.178.13	Soft polyurethane	white	350
45.178.17	Soft polyurethane	Ivory	350

◢ 45.178.11


◢ 45.178.12

◢ 45.178.17

◢ 45.178.13

Bliz steering wheel

Polished stainless steel frame. Universal cone.

Code	Crown	Crown colour	Ø mm
45.169.00*	SS	polished	350
45.169.01**	Soft polyurethane	Black	350
45.169.02**	Soft polyurethane	Grey	350
45.169.03**	Soft polyurethane	white	350
45.169.04	Matt wood	Teak	350
45.169.05	Matt wood	mahogany	350
45.169.06	Carbon	Carbon Look	350

* *Anatomic handle*
** *Leather-like finish with internal seam*

◢ 45.169.00

◢ 45.169.01

◢ 45.169.02

◢ 45.169.03

◢ 45.169.04

◢ 45.169.05

◢ 45.169.06

Steering wheels with stainless steel spokes

Universal cone Ultraflex/Morse/Teleflex.

Code	Crown	Crown colour	Ø mm
45.136.02	Soft polyurethane	Grey	350
45.151.04	Soft polyurethane	cream	350
45.151.05	Real wood with inserts	Mahogany and black	350
45.151.01	Soft polyurethane	Black	350
45.151.03	Soft polyurethane	white	350

◢ 45.136.02

◢ 45.151.04

◢ 45.151.05

◢ 45.151.03

◢ 45.151.01

Steering wheels with stainless steel spokes

Universal cone Ultraflex/Morse/Teleflex.

Code	Crown	Crown colour	Ø mm
45.137.01	Soft polyurethane	Black	350
45.137.02	Soft polyurethane	Grey	350
45.137.03	Soft polyurethane	white	350
45.137.05	Lacquered	Carbon	350
45.137.06	Lacquered	Briar Root	350

45.137.02

45.137.03

45.137.05

45.137.06

45.137.01

Impact steering wheels with stainless steel spokes

Universal cone Ultraflex/Morse/Teleflex.

Code	Crown	Crown colour	Ø mm
45.141.01	Soft polyurethane	Black	350
45.141.03	Soft polyurethane	white	350
45.141.04	Soft polyurethane	Carbon Look	350

45.141.04

45.141.03

45.141.01

Steering wheels with stainless steel spokes

Mirror-polished stainless steel spikes and hub.

Code	Ø mm	Crown	Crown colour
45.125.01	350	Leather sewn by hand	Black
45.125.02	350	Carbon Look	Black
45.125.03	350	Wood	Teak

45.125.01

45.125.02

45.125.03

45.125.02

45.125.01

Magnifico wheel with oval spokes

Stainless steel metal frame. Universal cone.

Code	Crown	Spokes	Ø mm
45.177.01	Polyurethane - black	3	350
45.177.03	Polyurethane - white	3	350
45.177.04	Teak - matt finish	3	350
45.177.05	Carbon fibre	3	350

45.177.05

45.177.04

45.177.03

45.177.01

Steering wheel with teak crown.

Stainless steel spokes, crown with rear anatomic design for better gripping.

Code	External Ø mm	Spike inclination
45.168.01	350	15°
45.168.02	400	15°

◢ 45.176.00

Mirror polished stainless steel steering wheels fitted with 5 spokes

Oval boxed crown for better grip. Universal central cone (Ultraflex, Morse, Teleflex, Tx, Mancini etc.); **stainless steel** central hub, fine finish, supplied with central black plastic cap.

Code	Ø mm	Central teak plug OPTIONAL
45.165.32	320	**45.176.00**
45.165.37	380	**45.176.00**
45.165.41	420	**45.176.00**

Mirror polished stainless steel steering wheels

Suitable for sail boats, no embrasure, fitted with central hub (17-19-mm taper) fully made of **stainless steel**. Compatible with Ultraflex, Tx, Teleflex, Mancini etc.

Code	Spokes	Ø mm
45.164.60	6	600
45.164.75	6	700

Steering wheels with teak external wheel rim

Stainless steel tapered spokes.

Code	External Ø mm
45.167.03	500

◢ 45.135.01

Steering wheels with stainless steel spokes

Universal cone Ultraflex/Morse/Teleflex.

Code	Crown	Ø mm
45.135.01	Soft black polyurethane	350
45.135.02	Soft grey polyurethane	350
45.135.04	Carbon	350
45.135.05	Real wood	350



◢ 45.135.02

◢ 45.135.05

◢ 45.135.04

Steering wheels with mahogany polyurethane lacquered crown

Made of mirror polished **stainless steel**. 16° spoke inclination.

Code	Ø mm
45.168.35	350
45.168.40	400

Steering wheel with external teak wheel rim, thick diameter



Stainless steel spokes, anatomically designed grasp crown for better gripping.

Code	External Ø mm	Spike inclination
45.165.02	400	28°
45.165.03	350	28°

Steering wheels with external teak wheel rim and spokes coated with teak

Stainless steel hub and spokes, central cone "Ultraflex, Morse".

Code	External Ø mm
45.167.40	400
45.167.50	500

Knob

Fitting on steering wheel crowns to provide a quick rotation, universal size.

Code	Colour
45.134.01	Black
45.134.02	grey
45.134.03	white
45.134.04	Legno

◢ 45.134.04

◢ 45.134.03

◢ 45.134.02

◢ 45.134.01

◢ 45.134.01

Helm Indicator

Code **45.130.01**

For application at the centre of the wheel. Universal and self-adhesive. Once applied it can be adjusted for perfect centering.

Classic steering wheels

Genovese type with 6 or 8 spokes, fitted with perimetrical **brass** bands, central hub in just one piece, polyurethane lacquered with 8 coats, sealed spokes, very sturdy, all with standard hole size 18 mm, or with Ultraflex.

Code	Ø mm
45.160.37	370
45.160.42	420
45.160.49	490
45.160.52	520
45.160.60	600

45.176.01/02 *Central brass plug*

◢ 45.176.01

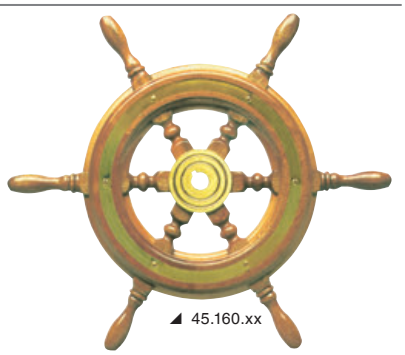
◢ 45.160.xx

Classic steering wheel with stainless steel external rim

Technical features are the same of steering wheel model 45.160.xx. The external rim is mounted with a special system without screws. The hub and band are made of **chromed brass**. Fitted with universal cone.

Code	Ø mm
45.161.42	420
45.161.52	520
45.161.62	620


◢ 45.161.xx

Rear Brake

Made of **plastic and metal**.

Code	Direction
45.145.01	normal 90°

ULTRAFLEX Steering wheels

ULTRAFLEX

◢ 45.383.30

◢ 45.383.34

ULTRAFLEX Corsica steering wheels

Soft PVC crown, aluminium spokes.

Code	Crown	Spokes	Ø mm
45.383.30	black	Silver	350
45.383.34	white	Silver	350

45.601.51 *OPTIONAL Central hub with button and Ultraflex emblem.*

◢ 45.601.51

ULTRAFLEX Nisida and Spargi steering wheel

Soft polyurethane crown, aluminium spokes.

Code	Model	Crown	Spokes	Ø mm
45.384.01	NISIDA	black	Black	350

45.601.51 *Central hub with button and Ultraflex emblem OPTIONAL*

◢ 45.601.50

ULTRAFLEX Morosini wheel

Leather crown and chromed hub.

Code	Crown	Spokes	Ø mm
45.389.00	black	SS 304	350

ULTRAFLEX Pianosa wheel

Polyurethane crown and chromed spokes.

Code	Crown	Spokes	Ø mm
45.385.01	black	Silver	350

45.601.51 *Central hub with button and Ultraflex emblem OPTIONAL*

ULTRAFLEX Portofino wheel

Shock-resistant thermoplastic crown, soft grip.

Code	Crown	Spokes	Ø mm
45.388.01	black	Black/Chromed	350

Engine control cables

Remote control cable

Flexible for engine control.

Type	For engines
C2	For all inboard and outboard engines, Suzuki, Mariner, Yamaha, Tohatsu, Selva, and Honda
C5	Inboard and outboard Mercury and Mercruiser
C8	Inboard and stern groups (type super reinforced high resistance)
C14	Johnson, Evinrude with rigid terminal, OMC from 1979 onwards
C36	All Mercury/Mercruiser equipped with remote control boxes "Generation II" (year 2004)

Length in feet	C2	C5	C8	C14	C36
05'	45.002.05	-	45.008.05	-	-
06'	45.002.06	45.005.06	45.008.06	45.014.06	-
07'	45.002.07	45.005.07	45.008.07	45.014.07	45.003.07
08'	45.002.08	45.005.08	45.008.08	45.014.08	45.003.08
09'	45.002.09	45.005.09	45.008.09	45.014.09	45.003.09
10'	45.002.10	45.005.10	45.008.10	45.014.10	45.003.10
11'	45.002.11	45.005.11	45.008.11	45.014.11	45.003.11
12'	45.002.12	45.005.12	45.008.12	45.014.12	45.003.12
13'	45.002.13	45.005.13	45.008.13	45.014.13	45.003.13
14'	45.002.14	45.005.14	45.008.14	45.014.14	45.003.14
15'	45.002.15	45.005.15	45.008.15	45.014.15	45.003.15
16'	45.002.16	45.005.16	45.008.16	45.014.16	45.003.16
17'	45.002.17	45.005.17	45.008.17	45.014.17	45.003.17
18'	45.002.18	45.005.18	45.008.18	45.014.18	45.003.18
19'	45.002.19	45.005.19	45.008.19	45.014.19	45.003.19
20'	45.002.20	45.005.20	45.008.20	45.014.20	45.003.20
21'	45.002.21	45.005.21	45.008.21	-	45.003.21
22'	45.002.22	45.005.22	45.008.22	45.014.22	45.003.22
23'	45.002.23	-	45.008.23	-	-
24'	45.002.24	45.005.24	45.008.24	45.014.24	45.003.24
25'	-	-	45.008.25	-	-
26'	-	-	45.008.26	-	-
27'	-	-	45.008.27	-	-
28'	-	-	45.008.28	-	-
29'	-	-	45.008.29	-	-
30'	-	-	45.008.30	-	-
31'	-	-	45.008.31	-	-
32'	-	-	45.008.32	-	-
33'	-	-	45.008.33	-	-
34'	-	-	45.008.34	-	-
35'	-	-	45.008.35	-	-
36'	-	-	45.008.36	-	-
38'	-	-	45.008.38	-	-
40'	-	-	45.008.40	-	-

Patented cables series ULTRAFLEX MACH™

High efficiency and flexibility.

Models	Type
MACHZero	Universal (like C2/C8)
MACH36	Mercury GEN II (like C36)
MACH5	Mercury (like C5)

Length in feet	MACH36	MACH5	MACHZero
10'	45.010.10	45.009.10	45.000.10
11'	45.010.11	45.009.11	45.000.11
12'	45.010.12	45.009.12	45.000.12
13'	45.010.13	45.009.13	45.000.13
14'	45.010.14	45.009.14	45.000.14
15'	45.010.15	45.009.15	45.000.15
16'	45.010.16	45.009.16	45.000.16
17'	45.010.17	45.009.17	45.000.17
18'	45.010.18	45.009.18	45.000.18
19'	45.010.19	45.009.19	45.000.19
20'	45.010.20	45.009.20	45.000.20
22'	45.010.22	45.009.22	45.000.22
24'	45.010.24	45.009.24	45.000.24
26'	45.010.26	-	45.000.26
28'	45.010.28	-	45.000.28
30'	45.010.30	-	45.000.30
32'	-	-	45.000.32
34'	-	-	45.000.34
36'	-	-	45.000.36
38'	-	-	45.000.38
40'	-	-	45.000.40

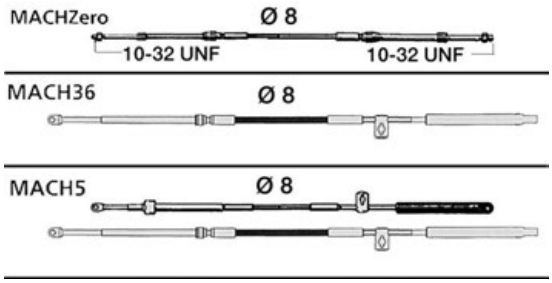

Steering cable connectors and remote control adapter kits

ULTRAFLEX

K57 kit for cable connection

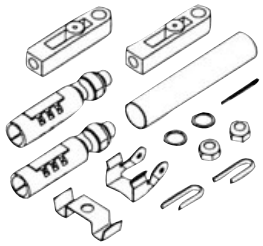

Code **45.057.00**
For cables C2/C8/C0 on engines Johnson/Evinrude

K 56 kit for cable connection

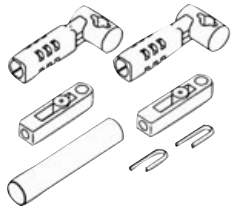

Code **45.056.00**
For adapting cables C2/C8/C0 on Mercury engines

K61 kit for cable connection

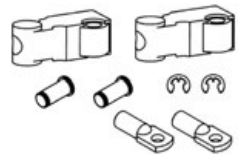

Code **45.100.13**
For adapting cable C22 to boxes B301 and B302

"A.310" kit for cable connection

Code **45.255.09**
For mounting cables C2 on engines Yamaha/Mariner

K35 kit for cable connection

Code **45.252.35**
To use C5/C16 cables with single-lever box B183/184/185/B310B-BR.

K51 kit for cable connection

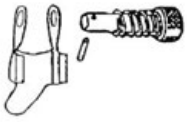

Code **45.051.00**
For connecting cables C14 to engines, to be used with single-lever on bulkheads.

Adjusting kit for K60 cables

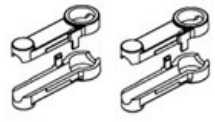

Code **45.100.17**
To connect C5/C16/Mach5 cables to B501/ B502/ B301/ B302 control levers.

K62 kit for cable connection

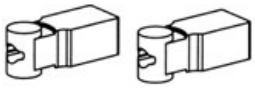

Code **45.100.12**
For adapting C36 and MACH36 cables to B301/ B302/ B501/ B502 boxes.

Adaptation kit K63

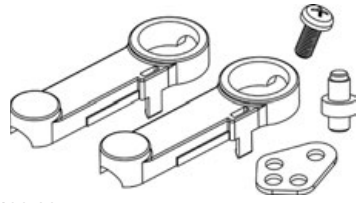

Code **45.100.20**
For adapting C5/C16/MACH5 cables to B322 boxes.

Adaptation kit K65

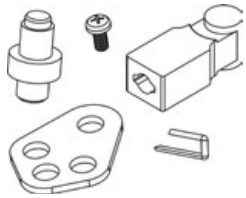

Code **45.100.21**
For adapting C36/MACH36 cables to B322 boxes.

K23, K24, K25 kit for cable connection

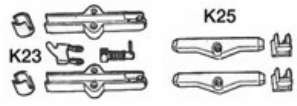

Code	Kit	For
45.047.23	K23	B47 with C14 OMC 1979 and later
45.047.25	K25	B47 with wire C2/C7/C8/C0

K67 Cable Adaptation Kit

Code	To adapt cables
45.100.16	C2/C7/C8/MACHZERO to boxes B322/B324

Fork for fixing radio remote control sheaths.

Made of **stainless steel**, designed for Johnson, Evinrude, Penta, Selva engines.

Code	Description
45.255.01	RIGHT painted in black (506001)
45.255.02	LEFT (50621Q)

Control boxes

Box B47

Code **45.047.00**

This kit is for Mercury engines. Special adapting kits available to connect to other brands engine.

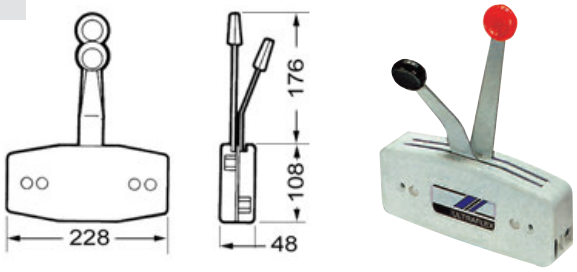

Single lever control B89/B90

Universal model, designed for application on the side wall, either right or left. Recommended for outboard or inboard engines equipped with a hydraulic reverser. Given its compact dimensions, it is applicable to any type of vessel. It is equipped with a lever lock device in neutral. Sold complete with **Universal Kit**, uses all cables except C4 and C22. With cables C5 and C16, the K35 kit is required. With cables C14/MATCH14, the K51 kit is required.

Code	Type	Colour
45.452.02BI	B89	Ivory
45.452.02NE	B90	Black

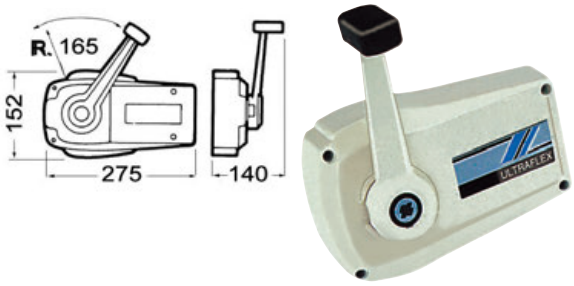

Low-profile bulkhead single-lever control

Double action: gas + inverter: Modern and simple **smooth low profile** design, making it ideal for sailing boats. Front panel with lever made of AISI 316 stainless steel. Equipped with adjustable clutch. Availability of X41 safety switch to prevent engine ignition when the lever is not in idle position. Matching cables: C2/C8/MACH"0".

Code	Type	Version
45.452.20	B400	Mechanical (both gas and inverter)

45.452.22 *X41 safety switch*

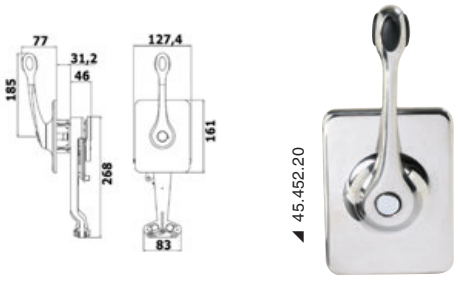

Single lever control for recess wall mounting

Any cable may be used (exceptC22/C36/MACH 36). With cables C5 and C16/MACH 5 kit 35 is required. Suitable for any type of engine.

Code	Version	Initials
45.452.04	with neutral lock	B183
45.452.05	with neutral lock and Trim switch	B184
45.452.06	For sail boats	B85
45.452.08	with neutral lock and Trim switch, black knob	B310B
45.452.09	with neutral lock and Trim switch, brier knob	B310BR

OPTIONAL safety microswitch 45.452.22 that allows starting only with engine at idle.

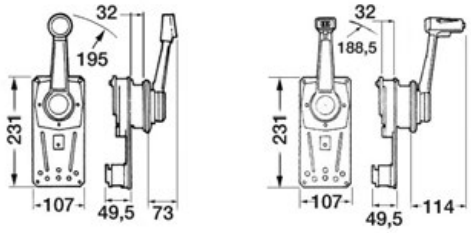

Universal single lever box ULTRAFLEX B65/B77

Chrome or lacquared body, chromed lever. Uses cables C2/C7/C8/C14, with kit K35 you can also use cables C5/C16.

Code	Finish	Trim control	Model
45.252.00	Painted	-	B73
45.252.02	Painted	x	B77

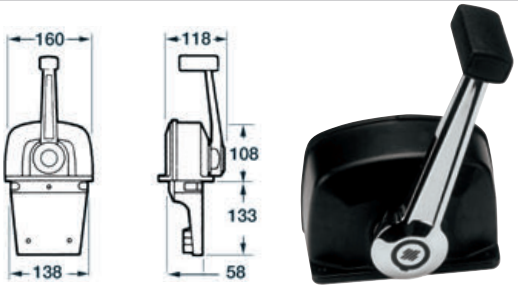

Safety microswitch

Insertable in all Ultraflex boxes, allows starting only with engine in neutral.

Code	Type	Suitable for
45.012.00	X12	All boxes, except those using kit X41/X43
45.452.22	X41	Boxes B183/B184/B85/B310/B400



Diecast and chromed alloy single lever controls

Designed for panel mounting. Pull the level outwards to disconnect the inverter during the engine warm up. Fitted with internal friction, they require C2/C8/ MACH0 cables.

Code	Type	Model
45.103.00	Single engine	B103
45.104.00	Twin engine	B104

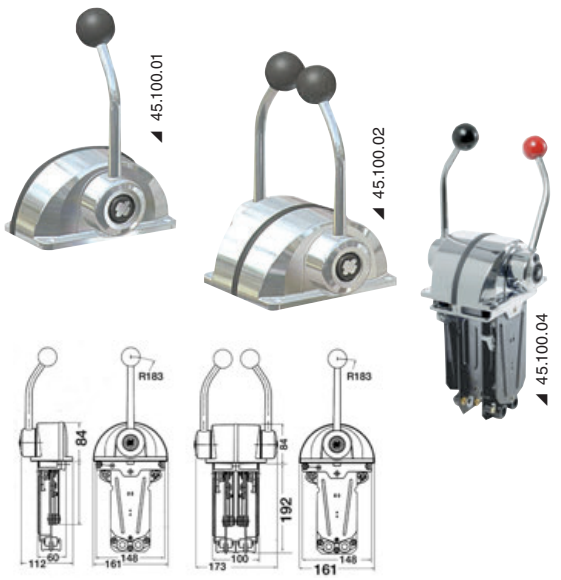

Low Profile single lever control box

Compatible with any type of engine, gas and inverter control function, very compact size, made of **chromed zamak**. Available in dual-operation version with **push button** inverter disconnection or in single-operation version where each lever controls the gas or inverter cable separately. It accepts any type of cable except for C4. Supplied ready to fit cables C2/C7/C8/MACHZero.
The X12 kit (45.012.00) OPTIONAL allows starting only when the engine is in neutral.
Cable adaptation kit:
K60 (B301/B302) with cables C5/C16/MACH5;
K62 (B301/B302) with cables C36/MACH36;
K63 (B322) with cables C5/C16/MACH5;
K65 (B322) with cables C36/MACH36;
K67 (B322) with cables C2/C7/C8/MACH0.
For cables C5/C16/MACH5 ask for kit K60 (45.100.11). For cables C36/MACH36 ask for kit K62 (**45.100.12**). For cables C22 ask for kit K61 (**45.100.13**).

Code	Control box	Operation	Description
45.100.04	Dual-lever	Single	Single engine gas + inverter (B322)
45.100.02	Dual-lever	double	Twin engine (B302CR)
45.100.01	Single-lever	double	Single engine (B301CR)

Teleflex MARINE

TELEFLEX Morse single lever, series MT

SEASTAR SOLUTIONS

The most classical and most used single chromed lever; console mounting, It controls both inverter and idle, while the **idle** can be used without connecting the gearbox.

Code	Version
45.095.00	MT 3 Single, single engine
45.096.00	MT 3 Twin, two engines

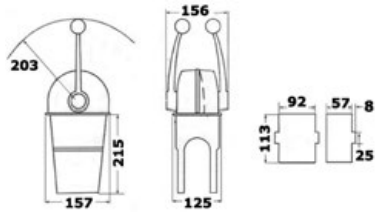

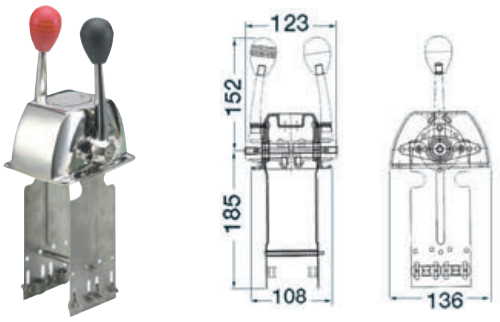

Control box suitable for controlling one engine

Made of **chromed brass and AISI 316 stainless steel**. Suitable with cables: C2/C7/C8/C14.

Code	⟷ mm
45.340.02	140x120x350

Twin lever box GEMINI

Require cables C2/C7/C8/C0 and C22 with adaptor K22.

Straight levers	Bent levers	Installation
45.350.01-B50	**45.350.01-B46**	-
45.350.02-B59DX*	**45.350.02-B58DX***	Right
45.350.02-B59SX*	**-**	Left

The X12 Kit (45.012.00) allows starting only with the engine in neutral. OPTIONAL
** Safety lock allows to connect gearbox only at min RPM and to throttle only if inverter is fully connected.*

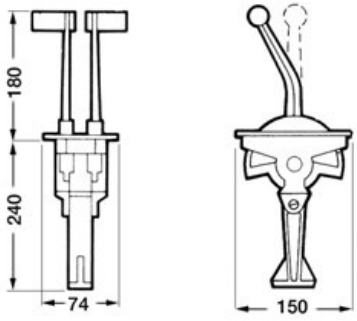

Ultraflex B501 universal single-engine single-lever engine control

Single-lever/dual-action control to operate the throttle and the shift.
Available with or without lock in neutral and with or without trim switches.
In the twin engine installation a single switch will operate both trims.
Starting is achieved only in neutral via switch 45.012.00 (OPTIONAL).
For use with Ultraflex cables:
- C14 cables require no connection kit.
- C2-C8-Mach0 cables come with K59 connection kit included.
- C5-C16-Mach5 cables require K60 connection kit (45.100.17) to be purchased separately.
- C36-Mach36 cables require K62 connection kit (45.100.12) to be purchased separately.

Code	Finish	Trim control	Lock in neutral	Model
45.254.00	Black	-	-	B51B
45.254.01	Chromed	-	-	B51CH
45.254.03	Black	x	x	B501BT/L
45.254.04	Chromed	x	x	B501CHT/L

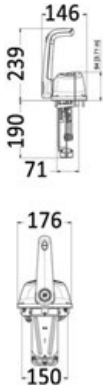

Dual lever twin engine universal control box ULTRAFLEX B502

Two-lever/dual-action control to operate the throttle and the reverse gear.
With or without LOCK in neutral, with or without trim.
Starting is achieved only in neutral via switch 45.012.00 (OPTIONAL).
For use with Ultraflex cables:
- C14 cables require no connection kit.
- C2-C8-Mach0 cables come with K59 connection kit included.
- C5-C16-Mach5 cables require K60 connection kit (45.100.17) to be purchased separately.
- C36-Mach36 cables require K62 connection kit (45.100.12) to be purchased separately.

Code	Finish	Trim control	Lock in neutral	Model
45.254.10	Black	-	-	B502B
45.254.11	Chromed	-	-	B502CH
45.254.12	Black	x	x	B502BT/L
45.254.13	Chromed	x	x	B502BHT/L

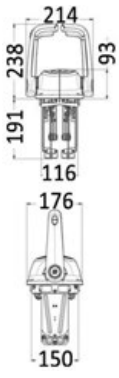

Adjusting kit for K60 cables

Code **45.100.17**

To connect C5/C16/Mach5 cables to B501/ B502/ B301/ B302 control levers.

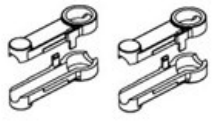

ULTRAFLEX steering systems - Rotary steering systems

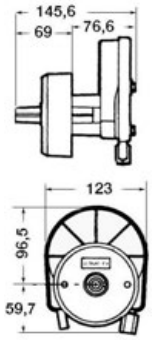

Rotary steering System T 67

Suitable for outboard engines up to 55 HP, can also be used with Morse C230/231, Teleflex, Compact, TX805.

Only complete clutch box and hub cover 90° black	Only cable M 58
45.067.00	45.067.XX *

45.595.13; 45.595.14; 45.595.15; 45.595.16; 45.595.17; 45.595.18; 45.595.19
Terminals and brackets for any kind of steering wheel from this catalogue (OPTION).

* *Pls check the detailed table here below to choose the right product depending on the length needed.*

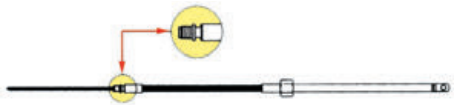

Cable M58

For control box (model 45.067.00)

Code	length	Code	length	Code	length
45.067.07	7'	**45.067.12**	12'	**45.067.17**	17'
45.067.08	8'	**45.067.13**	13'	**45.067.18**	18'
45.067.09	9'	**45.067.14**	14'	**45.067.20**	20'
45.067.10	10'	**45.067.15**	15'	**45.067.22**	22'
45.067.11	11'	**45.067.16**	16'		

◢ 45.055.02

◢ 45.055.03

Rotary steering system T 71

For outboard engines, stern drive engines up to 9/10 meters and speed up to 50 MPH, 4 steering cycle, curve radius minimum cable 200 mm, stroke 228 mm.

Control mech only	M66 cable only	Cover		
		90° color black	90° chromed color	20° black color
45.055.00	45.185.xx*	**45.055.02**	**45.055.05**	**45.055.03**

45.595.13; 45.595.14; 45.595.15; 45.595.16; 45.595.17; 45.595.18; 45.595.19 *Engine side terminals and brackets for any kind of steering wheel from this catalogue (OPTION).*

* *Pls refer to the detailed table at the end of the rotating system range to choose a cable of the right length.*

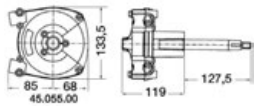

◢ Planetary gear design

Rotary steering system T 85

For outboard, inboard and SX-drive engines up to 9/10 meters and maximum speed of 50 MPH, steering cycle 3, minimum curve radius 200 mm, stroke 228 mm.

Control mech and cover 90°	Cable M 66
45.185.00	45.185.xx *

45.595.13; 45.595.14; 45.595.15; 45.595.16; 45.595.17; 45.595.18; 45.595.19
Terminals and brackets for any kind of steering wheel from this catalogue (OPTION).

* *Pls refer to the detailed table at the end of the rotating system range to choose a cable of the right length.*

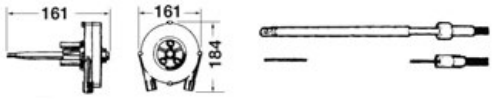



Rotary steering system T 72

Designed for heavy power, hulls up to 10.50 meters and speed of over 50 MPH. Same features as model T71, but it works with **two** cables M66.

"T 72" control box only	M66 cable only	Cover		
		90° color black	90° chromed color	20° black color
45.072.00	45.185.xx*	**45.055.02**	**45.055.02**	**45.055.03**

45.595.13; 45.595.14; 45.595.15; 45.595.16; 45.597.17; 45.595.18; 45.595.19 *Optional terminals and brackets to be choosen 45.595.13; 45.595.14; 45.595.15; 45.595.16; 45.595.17; 45.595.18; 45.595.19. It could be used with any kind of steering wheel from this catalogue (OPTION).*

* *Pls refer to the detailed table at the end of the rotating system range to choose a cable of the right length.*

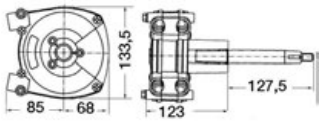

◢ Planetary gear design

Non-reversible rotary steering system T 73 RFC

Designed for hulls up to 9/10 meters and speed up to 50 MPH. This system allows you to leave the steering wheel without having the propeller cause vibration to the hull.

"T 73" control box only	M66 cable only	Cover		
		90° color black	90° chromed color	20° black color
45.073.00	45.185.xx*	**45.055.05**	**45.05.05**	**45.055.03**

45.595.13; 45.595.14; 45.595.15; 45.595.16; 45.595.17; 45.595.18; 45.595.19 *Engine side terminals and brackets for any kind of steering wheel from this catalogue (OPTION).*

* *Pls refer to the detailed table at the end of the rotating system range to choose a cable of the right length.*

◢ Planetary gear design

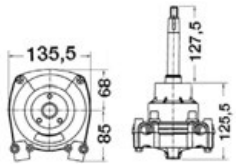

Rotary steering system with adjustable wheel orientation

Control box	Model	Version	M66 cable only	Hub at 90° with mechanism for tilt up to 48°
45.081.00	T 81 FC	Single for boats up to 9/10 metrers	45.185.xx *	**45.038.00**
45.083.00	T 83	Single **non reversible** for boats up to 9/10 m	45.185.xx *	**45.038.00**

45.595.13; 45.595.14; 45.595.15; 45.595.16; 45.595.17; 45.595.18; 45.595.19
Terminals and brackets for any kind of steering wheel from this catalogue (OPTION).

* *Pls refer to the detailed table at the end of the rotating system range to choose a cable of the right length.*

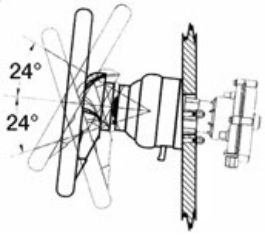

◢ Planetary gear design

◢ 45.038.00

T91/T93ZT rotary steering systems

Features: high efficiency; patented M90 Mach quick-coupling cable. Attention: M90 Mach cable is also suitable for use with steering wheels using M66 cables but these latter are not fit for T91/T93ZT steering systems; Engine side stainless steel cable with watertight seal; Central shaft for easy installation; 4.2 steering wheel turns, 228-mm cable stroke, 408-mm Ø steering wheel, 200-mm minimum steering cable bend radius. Recommended for boats not faster than 50 MPH. Not to be used on boats equipped with engines that exceed the maximum HP rating of the boat. T93ZT non- reversible version. It isn't necessary to remove the steering wheel since the propeller rotation will not make the boat veer.

Code	Description	M90 Mach cable	Cover			Anti-theft device with chromed hub cover
			90° color black	90° chromed color	20° black color	
45.060.00	Single steering system	45.186.xx	**45.055.02**	**45.055.05**	**45.055.03**	**45.055.06**
45.061.00	Non reversible steering system	45.186.xx	**45.055.02**	**45.055.05**	**45.055.03**	**45.055.06**

◢ 45.060.00

◢ 45.061.00

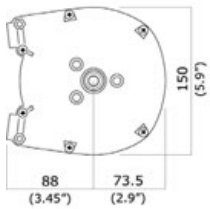

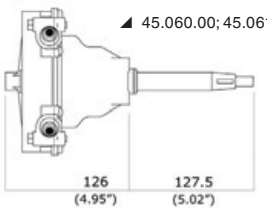

◢ 45.060.00; 45.061.00

◢ 45.055.06

◢ Planetary gear design

◢ 45.061.00

◢ 45.055.02/03

T101/T103ZT rotary steering systems with adjustable wheel orientation

M90 Mach patented steering cable. Same technical specification as 45.060.00 and 45.061.00. For max 50 MPH speed. Do not install on boats with more powerful engines.

Code	Description	M90 Mach cable	90° hub for inclination of steering system up to 48°
45.062.00	Single steering system	45.186.xx	**45.038.00**
45.063.00	Non reversible steering system	45.186.xx	**45.038.00**

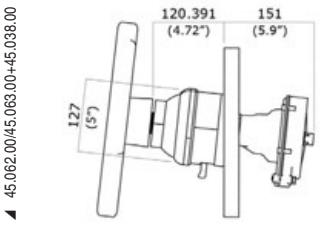

◢ 45.062.00/45.063.00+45.038.00

◢ Planetary gear design

◢ 45.062.00

◢ 45.062.00+45.038.00

◢ 45.063.00

◢ 45.038.00

M66 cable

Can also be used as replacement for cables Teleflex SAFE-T

Code	length
45.185.07	7'
45.185.08	8'
45.185.09	9'
45.185.10	10'
45.185.11	11'
45.185.12	12'
45.185.13	13'

Code	length
45.185.14	14'
45.185.15	15'
45.185.16	16'
45.185.17	17'
45.185.18	18'
45.185.19	19'
45.185.20	20'

Code	length
45.185.21	21'
45.185.22	22'
45.185.23	23'
45.185.24	24'
45.185.25	25'

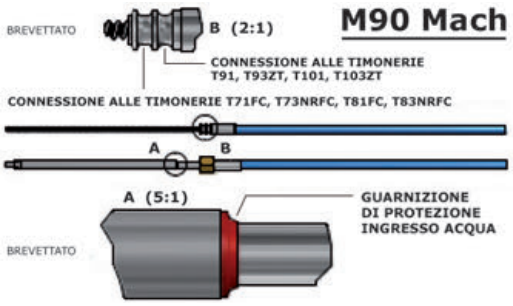

M90 Mach cable

Suitable for all Ultraflex steering systems using M90 and M66 cables and for Teleflex SAFE/TQC/ NFB SAFE T II°/ NBF 4.2 steering systems.

Code	length
45.186.07	7'
45.186.08	8'
45.186.09	9'
45.186.10	10'
45.186.11	11'
45.186.12	12'
45.186.13	13'
45.186.14	14'
45.186.15	15'
45.186.16	16'

Code	length
45.186.17	17'
45.186.18	18'
45.186.19	19'
45.186.20	20'
45.186.21	21'
45.186.22	22'
45.186.23	23'
45.186.24	24'
45.186.25	25'

For engine terminals see 45.595.13/14/15/16/17/18/19

Steering systems - Straight line steering system



Straight line steering system T86

Suitable for outboard boats up to 9 mt and inboard boats up to 10,5. The system consists of a steering box already fitted with cable (TM86) and has to be **equipped** with G86 shaft (45.059.00) and OPTIONAL 90° (45.055.02) or 20° (45.055.03) hub cap.

T86 control mech + different length cables	length
45.059.13	13'
45.059.14	14'
45.059.15	15'
45.059.16	16'
45.059.17	17'

T86 control mech + different length cables	length
45.059.18	18'
45.059.19	19'
45.059.20	20'
45.059.21	21'
45.059.22	22'

T86 control mech + different length cables	length
45.059.23	23'
45.059.24	24'
45.059.25	25'

45.059.00 *G86 shaft unit OPTION*
45.055.02 *90° cover OPTION*
45.055.03 *20° cover OPTION*

For the complete steering system, order the following items: 45.059.xx+45.059.00+45.055.02/03

New Straightline Steering Systems TM87O

Straightline guiding systems for tilt mounting:

- Total adjustment angle of 48° across five different positions;
- The tilt system eliminates unnecessary movements behind the dashboard;
- End of the single cable in stainless steel;
- Standard 3/4 inch stainless steel shaft;

The ZT version is designed to prevent the 'reversibility' of maneuvering by preventing the return of the steering wheel and maintaining the direction of travel.

- The TM87O steering systems must not be applied on vessels equipped with engines that exceed the maximum powers installable as established by the shipyard;
- Compliant with ISO 8848 and ABYC P17 standards.

Code	T86 control mech + different length cables	length
45.087.13	Box TM87O + cable	13'
45.087.14	Box TM87O + cable	14'
45.087.15	Box TM87O + cable	15'
45.087.16	Box TM87O + cable	16'
45.087.17	Box TM87O + cable	17'

Code	T86 control mech + different length cables	length
45.087.18	Box TM87O + cable	18'
45.087.19	Box TM87O + cable	19'
45.087.20	Box TM87O + cable	20'
45.087.22	Box TM87O + cable	22'
45.087.24	Box TM87O + cable	24'

45.055.03 *Hub cap at 20° optional*
45.055.02 *Optional hub cap at 90°*
45.087.00 *Optional G87 shaft group*

Steering system accessories

Terminal A73

Code **45.595.16**

For cables on engines Mercury, Mariner, Yamaha, Suzuki, Tohatsu, Force and Honda

Coupling A44

Code **45.044.00**

For cables with terminal thread

Adaptor K46

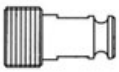

Code **45.046.00**

For converting cables with threaded terminal (M47), cables with bayonet terminal (M66-45.185.10)

Adaptor K66

Code **45.053.00**

For convert cables M66 into cables M47 with a threaded terminal

Plate



Code **45.545.03**

For fitting steering gear onto engines Yamaha/ Mariner

Selector (L23)

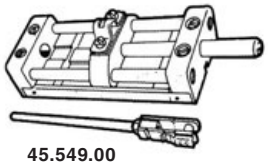

Code **45.549.00**

For double steering station, use to connect cables with single lever boxes as well as with traditional boxes

Bracket S39

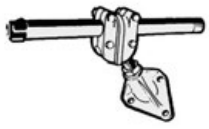

Code **45.595.13**

Stainless steel stern bracket

Terminal A74SS

Code **45.595.17**

For single cables on OMC

Terminal A75

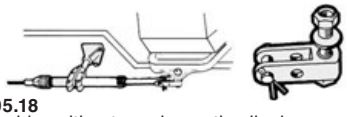

Code **45.595.18**

For engine fitting on cables without passing on the dinghy

Jointed bracket

Code **45.595.14**

S40 **stainless steel** bracket resistant to marine corrosion. For steering system mono-cables.

Joint plate for steering systems

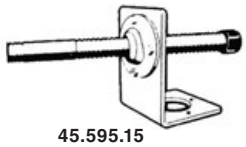

Code **45.595.15**

S55 **stainless steel** joint plate for steering system cables.

Painted iron and stainless steel stern bracket

Code **45.595.19**

Painted iron bracket with AISI304 stainless steel bolts and pin. To hold the single cable steering systems.

Terminals for cables C2/C7/C8/C0

Code	Type	Suitable for cables
45.488.02	L25	C2 - C7 - C8 - MACH ZERO
45.488.03	L7	C2 - C7 - C8 - MACH ZERO
45.488.04	L12	C2 - C7 - C8 - MACH ZERO
45.026.00	L26	C22

Cable sheath holder

Code	Type	Suitable for cables
45.488.01	L3 with bracket	C2 - C7 - C8 - MACH ZERO
45.488.05	L14 with fork	C2 - C7 - C8 - MACH ZERO

Device for mounting single cable steering gears

Code **45.595.16**

Device designed for mounting single cable steering gears on motorized dinghies with outboard engines that are not made-ready to house single cables onto the boat's steering; this device avoids having to mount the steering gear cable onto the dinghy's transom; universal model, made of **anodized aluminium**, fitted with a plate model 47.763.92 + adjusting clamp + steering gear mounting pipe + small screw-in nylon bushings.



Transom protective plate

Made of **aluminium**.

Code	Dimensions mm
47.763.92	260x110



Outboard tiller extensions

Snap extension rod for outboard engines

Version fitted with **patented snap-in locking system**; universal model, anodized **aluminium** pipe, rubber hand grip and nylon lock.

Code	Version	Length cm
45.156.05	simple	60
45.159.00	Telescopic	55/95

Extension rod for outboard engine steering

Wing nut mounting.
Universal model made of anodized aluminium, equipped with knob and nylon locking system.

Code	Version	Length cm
45.155.80	Fixed	66
45.155.81	Fixed	76
45.155.86	Telescopic	61 / 100

ULTRAFLEX hydraulic steering kits for outboard engines

ULTRAFLEX

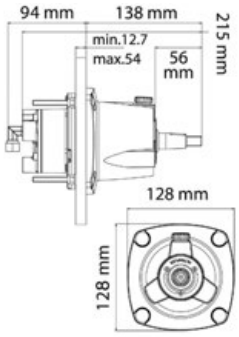

ULTRAFLEX Gotech hydraulic steering system for inboard/outboard engines up to 115 HP, supplied in complete kit

In compliance with EU 95/25 and ISO 10592 standards.
Supplied in kit containing:
- UP18 semi-recessed pump with check valve and relief valve. 18CC/revolution delivery, 5 pistons, 55-bar pressure, max 508-mm Ø wheel.
- hydraulic cylinder (see below).
- 2 x 6-m 1/4" hoses (that can be shortened if necessary). Complete with reusable terminal connectors
- 2 litres of hydraulic oil.

Code	Installation	Description	Wheel rev.	Thrust kg	Stroke mm	Thrust kg
45.273.00	Front outboard	Gotech kit with UC81-OBF cylinder. 81-cc volume.	4.5	222	186	222
45.273.03	Front outboard	Gotech kit with UC68-OBS cylinder. 81-cc volume. Non-balanced side mounting.	3.7/5.5	-	203	-
45.273.01	Inboard	Gotech kit with UC69-I cylinder. 69-cc volume.	3.8	168	150	168

Motor	Model	Year
MERCURY and MARINER	50-75-90 2S; 115 EFI 2S; 75-90-115 OPTIMAX 2S and 40-50-60 EFI 4S; 75-80-90 EFI 4S; 100-115 EFI 4S.	1990-2008; 1990-2007; 2004-2018; 2004-2018; 2000-today; 2007-today
ENVIRUDE	E40-E50-E55-E60 2S and E75-E90 2S; E115 2S V4.	2004-2020; 2004-2020; 1995-2020
Yamaha	60-70 2S; 75C-90 2S; 115C 2S; F40G-F70 4S; F30-F40-F60-F75-F80 EFI 4S; F90-F100-F115 EFI 4S; F115; F80-F100 4S; F40D-F50F-F60C EFI 4S.	1984-2008; 1998-2008; 1990-2008; 2010-today; 1999-2007; 1999-2007; 2004-today; 1999-2007; 2000-today
HONDA	BF40-50-60-75-90 4S; BF115D; BF115A; BF90 V-TEC 4S.	1995-present; 1998-2009; 2009-present; 2008-present

Engine.	Model.	Year.
Suzuki	DF40-50-60-70-80-90 4S; DF100-115 4S*.; DF100-115 4S.	1998-present; 1998-2008; 2008-present
TOHATSU-NISSAN	75-115-120-140 2S; 40-50-60-70-90-115 TLDI 4S; BFT 60-75-80-90-100 4S; BFT 115-150 4S; 40-50-60-70-90 2S; MFS 50-60-75-90-100-115 4S.	2004-present; 2004-present; 2015-present; 2015-present; 2004-present; 2018-present
Selva	40XS-50 Madeira 2S; 40XS-50 Bull shark 2S; 40XS-60 Grey shark 2S; 40XS-60 St. Tropez 2S; 80 Portofino/Tigershark 2S; 25 Kingfish 4S; 40 Aruana 4S; 40XS-40XSR-50-60 Dorado EFI 4S; 40XSR EFI Murena 4S; 80XS-100-100XSR EFI Marlin 4S; 115-115XSR EFI Tarpon 4S; 115 EFI Narwhal 4S.	1995-today; 2000-today
Johnson	BJ19-115 4S; BJ60-70 4S; J90-115 V4 2S; J150-175 V6 2S.	2001-2007; 2001-2007; 1995-2007; 1995-2007

** NOTE: with Suzuki® engines made between 1998 and 2008 (old model) and UC81-OBF cylinder, please, order adjusting kit 45.419.54.*

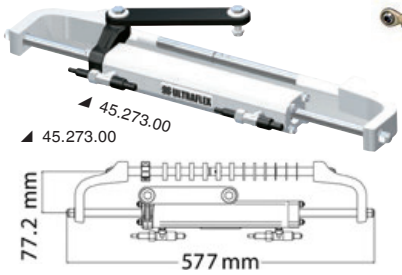

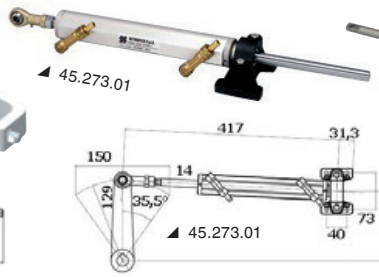



Autopilot kit for application to steering systems 45.273.00/01/03

Code **45.273.10**

The kit includes:
- 14 fittings.
- 10-m TU1/4 reinforced hose.
- 5-m TU95 hose.

Hyco-OBS/M steering system - Max 150 HP, kit version

Code **45.270.09**

The kit includes:
- UP20F pump (45.270.01) with front mounting and non-return valve.
- Side cylinder UC68-OBS (45.273.03) unbalanced;
- 2 flexible 6 m hoses with pre-assembled shortenable fittings (detachable connection);
- 2 litres of hydraulic oil.

3,4/5 steering wheel revolutions

HYTECH steering system max 175 HP, kit version

Code **45.270.10**

The kit contains:
- UP20F pump.
- UC95-OBF1 balanced cylinder (45.271.10).
- 9-m hose kit, hose can be cut (1 unscrewing fitting).
- 2 litres of hydraulic oil.

3,7 steering wheel revolutions.

NAUTECH max 300 HP steering system kit

The kit contains:
- UP25F/UP28F pump
- UC128 balanced cylinder.
- 2 x 9-m hoses that can be shortened (1 screwable joint).
- 2 litres of hydraulic oil.

Code	Initials	Description	Wheel rev.
45.283.01	UP25	Kit Nautech 3 with hydraulic cylinder UC128-OBF/1	4.8
45.283.02	UP25	Kit Nautech 3 with hydraulic cylinder UC128-OBF/2	4.8
45.283.15	UP28	Kit Nautech 1 with hydraulic cylinder UC128-OBF/1	4.3
45.283.16	UP28	Kit Nautech 1 with hydraulic cylinder UC128-OBF/2	4.3

ULTRAFLEX hydraulic steering system for outboard engines up to 150/175 HP

UP20 F and UP20 T front pump.
Steering systems shall be supplemented with the following: 2 litres of oil45.027.00; hose kit 45.290.35; 45.290.40; 45.290.45; 45.290.50; 45.290.55; 45.290.60; 45.290.65; 45.290.70.
For mounting flanges, see items 45.270.03; 45.270.04; 45.280.10.

Code	Version	Mounting	Pistons	Max overpressure setting bar	Capacity c.c.	Ø max steering wheel	Fittings
45.270.01	UP20 F	Front	5	70	20	508	3/8"
45.270.02*	UP20 T	front/adjustable	5	70	20	406	-

* **45.038.00** *OPTIONAL Kit X52 for adjustable inclination of the steering wheel*

◢ 45.270.01

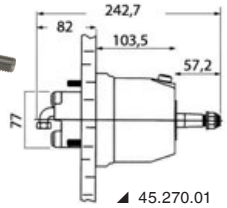

◢ 45.270.01

◢ 45.270.01 + 45.270.04

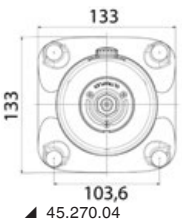

◢ 45.270.04

◢ 45.270.02 + 45.038.00

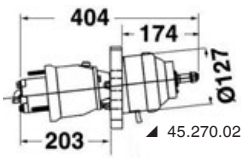

◢ 45.270.02 + 45.038.00

Kit X52

Code	Description
45.038.00	Designed to **adjust and incline** the steering wheel for a total of 48°

Hydraulic cylinder up to 175 HP

Steering systems have to be complete with: 2 litres of oil 45.027.01; hose kit 45.290.35; 45.290.40; 45.290.45; 45.290.50; 45.290.55; 45.290.60; 45.290.65; 45.290.70.

45.271.04

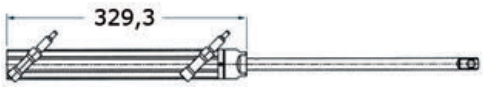

45.271.04

45.271.10

45.271.12

45.271.13

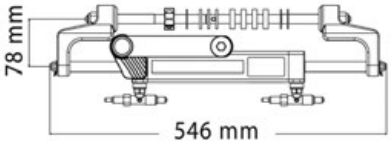

45.271.10/12/13

Motor	Model	Year	Cylinder
Mercury Mariner	100-115-150 EFI 2S	1991-2007	UC95 - OBF/1
Mercury Mariner	50-75-90 2S	1990-2008	UC95 - OBF/1
Mercury Mariner	75–90–115 Optimax 2S	2004-2018	UC95 - OBF/3
Mercury Mariner	125-135-150-175 Optimax 2S	1999-2018	UC95 - OBF/1
Mercury Mariner	40-50-60 EFI 4S	2004-today	UC95 - OBF/1
Mercury Mariner	75-80-90 EFI 4S/PRO XS/SEAPRO	2000-today	UC95 - OBF/1
Mercury Mariner	100-115-150 EFI 4S/PRO XS/SEAPRO	2007-today	UC95 - OBF/1
Mercury Mariner	175-V6 4S/SEAPRO	2018-today	UC95 - OBF/1
Evinrude	E40-E50-E55-E60 2S	2004-2020	UC95 - OBF/1
Evinrude	E75-E90 2 Stroke V4	2004-2020	UC95 - OBF/1
Evinrude	E115-E130-E135 2 Stroke V4	1995-2020	UC95 - OBF/1
Evinrude	E150-175 2 Stroke V6	1995-2020	UC95 - OBF/1
Yamaha	60-70 2S	1984-2008	UC95 - OBF/1
Yamaha	75C-90 2S	1998-2008	UC95 - OBF/1
Yamaha	115C-130B-150F 2S	1990-2008	UC95 - OBF/1
Yamaha	150-175 HPDI VMAX 2S	2000-2007	UC95 - OBF/1
Yamaha	F60-F75-F80 EFI 4S	1999-2007	UC95 - OBF/1
Yamaha	F90-F100-F115-F150 EFI 4S	1999-2007	UC95 - OBF/1
Yamaha	F115-F150-F175 L4 4S	2004-today	UC95 - OBF/1
HONDA	BF75-80-90-100 4S	1995-present	UC95 - OBF/1
HONDA	BF 115D-BF130A	1998-2009	UC95 - OBF/3
HONDA	BF115A 4S	2009-today	UC95 - OBF/1
HONDA	BF135-150 4S	2005-today	UC95 - OBF/1
HONDA	BF175-4S	2001-today	UC95 - OBF/1
Suzuki	DF70-80-90 4S	1998-today	UC95 - OBF/1
Suzuki	DF100-115-140 4S	2008-today	UC95 - OBF/1
Suzuki	DF150-175 4S	2006-present	UC95 - OBF/1
Thoatsu Nissan	115-120-140 2S	2004-today	UC95 - OBF/1
Thoatsu Nissan	70-90-115 TLDI 4S	2004-today	UC95 - OBF/1
Thoatsu Nissan	BFT 60-75-80-90-100 4S	2015-today	UC95 - OBF/1
Thoatsu Nissan	BFT 115-150 4S	2015-today	UC95 - OBF/1
Thoatsu Nissan	MFS 50-60-75-90-100 4S	2018-today	UC95 - OBF/1
Selva	80 Portofino/Tigershark 2S	1995-2008	UC95 - OBF/1
Selva	150 Whiteshark 2S	2001-2007	UC95 - OBF/1
Selva	100 EFI Marlin - 115 EFI Narwhal	2001-2007	UC95 - OBF/1
Selva	100-150 EFI Killer Whale 4S	2000-today	UC95 - OBF/1
Johnson	BJ90-115-140 4S	2001 - 2007	UC95 - OBF/1
Johnson	BJ70 4S	1995 - 2007	UC95 - OBF/1
Johnson	J90-115 V4 2S	1995 - 2007	UC95 - OBF/1
Johnson	J150-175 V6 2S	1995 - 2007	UC95 - OBF/1

Code	Type	Use	Mounting	Balanced	Volume cc	Thrust kg	Fittings
45.271.04	UC68-OBS	Outboard	side	Yes	66	168	3/8"
45.271.10	UC95-OBF1	Outboard	Front	Yes	120	450	3/8"
45.271.12	UC95-OBF2	Outboard	Front	Yes	120	450	3/8"
45.271.13*	UC95-OBF3	Outboard	Front	Yes	120	450	3/8"

* *UC95-OBF2 similar to UC95-OBF1 but allows a wider tilting angle.* **Only upon request**

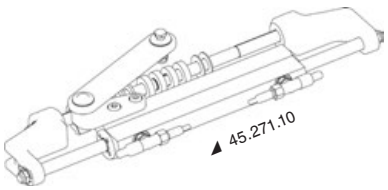

45.271.10

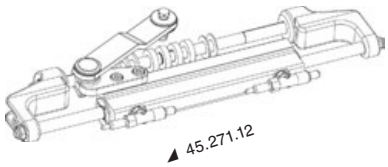

45.271.12

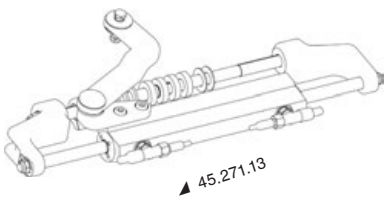

45.271.13

ULTRAFLEX hydraulic steering system for outboard engines up to 300 HP

Hydraulic pump - Fitted with check valve.
For mounting flanges, see items 45.270.03; 45.270.04; 45.280.10.

Code	Initials	Mounting	Flow / revolution cc	Pistons	Pressure bar	Ø max. steering wheel mm	Fittings	kg
45.280.00	UP25F	Front	25	5	70	710	3/8"	5
45.280.01	UP28F	Front	28	5	70	710	3/8"	5
45.280.02	UP33F	Front	33	5	70	710	3/8"	5
45.280.03	UP39F	Front	39	7	70	710	3/8"	5
45.280.33	UP45F	Front	45	7	70	710	3/8"	5
45.280.04	UP33R	Rear-dashboard	33	7	70	710	3/8"	5
45.280.07	UP28R	Rear-dashboard	28	5	70	710	3/8"	5
45.280.08	UP39R	Rear-dashboard	39	7	70	710	3/8"	5
45.280.11	UP45R	Rear-dashboard	45	7	70	710	3/8"	5

45.270.08 *X68 chromed flange for hydraulic pumps*

45.270.07 *"F" kit for easier filling up and cleaning of hydraulic pumps*

◢ 45.280.00/01/02/03/33

◢ 45.280.04/07/08/11

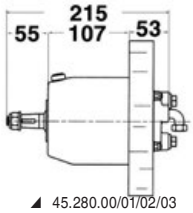

◢ 45.280.00/01/02/03

◢ 45.270.08

◢ 45.270.07

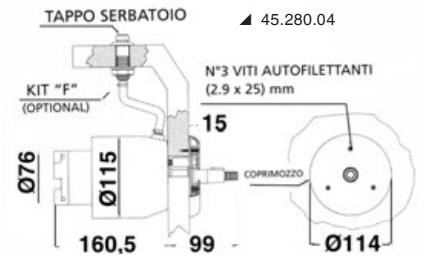

◢ 45.280.04

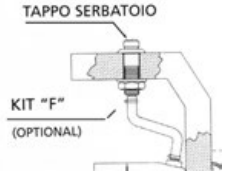

◢ 45.270.07 kit

Hydraulic pump

Made ready for mounting kit X52 (45.038.00), wheel inclination.

Code	Initials	Pistons	Pressure bar	Capacity per revolution c.c.	Steering wheel max Ø mm	kg
45.281.01	UP28T	5	70	28	710	5
45.281.02	UP33T	5	70	33	710	5
45.281.03	UP39T	7	70	39	710	5

Kit X52

Code	Description
45.038.00	Designed to **adjust and incline** the steering wheel for a total of 48°

X72 kit

Code **45.040.00**

It adjusts the steering wheel inclination in 5 positions up to 60°.
In comparison with TILT systems 45.038.00/45.039.00, it has a dramatically reduced size since it has to be fixed to the panel and wraps the hydraulic pump.

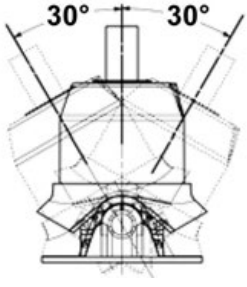

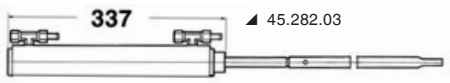

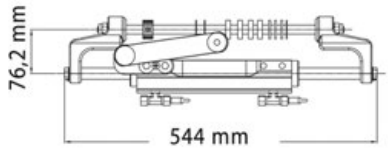

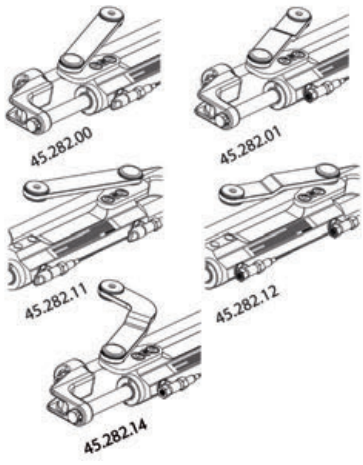

Hydraulic cylinder for outboard engines

Motor	Model	Year	Cylinder
MERCURY and MARINER	115-125-150 EFI 2S; 225-250 EFI 2S; 75-90-115 Optimax; 135-150-175 Optimax; 200-225-250 Optimax; Racing 300 Optimax; 100-115 EFI 4T; 250 Saltwater EFI 4S; 135-150-175-200 Verado L4; Fourstroke 175-200 V8; Fourstroke 225-300 V8	1990-2007; 2000-2007; 2004-present; 1999-present; 1999-present; 1999-2011; 2007-present; 2007-2011; 2004-present; 2018-present; 2018-present	UC128-OBF/1; UC128-OBF/1; UC128-OBF/3; UC128-OBF/1; UC128-OBF/1; UC128-OBF/1; UC128-OBF/1; UC128-OBF/1; UC128-OBF/1; UC128-OBF/1; UC128-OBF/1
ENVIRUDE	E75-E90 2S; E115-E130-E135 2S V4; E150-E175-E200-E225-E250-E300 2S V6	2004-present; 1995-present; 1995-present	UC128-OBF/2; UC128-OBF/2; UC128-OBF/2
Yamaha	115C-130B 2S; 75C-90 2S; F70 4S; 150F-200F-250G 2S; 150 HPDI VMAX 2S; 175-200-225-250-300 HPDI VMAX 2S; F115-F150 EFI 4S; F200-F225-F250 4S; F115-F130-F150D-F150F-F175A-F200F-F200G L4; F200-F225-F250-F300 V6 4S	1990-2008; 1998-2008; 2010-today; 1990-2008; 1996-2007; 2000-2008; 2000-2008; 1999-2007; 2002-today; 2004-today	UC128-OBF/2; UC128-OBF/2; UC128P-OBF/1; UC128-OBF/2; UC128-OBF/2; UC128-OBF/2; UC128-OBF/2; UC128-OBF/2; UC128-OBF/1; UC128-OBF/2
HONDA	BF75-BF90 4S; BF115-BF130 4S; BF135-BF150 4S; BF150 V-TEC 4S; BF175-BF200-BF225-BF250 4S	1995-present; 1998-present; 2005-present; 2008-present; 2001-present	UC128-OBF/1; UC128-OBF/3; UC128-OBF/1; UC128-OBF/1; UC128-OBF/1
Suzuki	DF70-80-90 4S; DF100-115-140 4S*; DF150-175-DF200 L4 4S; DF200-DF225-DF250-DF300-V6 4S	1998-today; 2008-today; 2006-today 2004-today	UC128-OBF/2; UC128-OBF/1*; UC128-OBF/1; UC128-OBF/2
Tohatsu	115-120-140 2S; 70-90-115 TLDI 4S; MFS50-60-75-90-100-115 4S; BFT115-150-200-225-250 4S; BFT60-75-80-90-100 4S	2004-present; 2004-present; 2018-present; 2014-present; 2015-present	UC128-OBF/2; UC128-OBF/1; UC128-OBF/1; UC128-OBF/1; UC128-OBF/1
Selva	80 Portofino/Tigershark 2S; 150 White Shark 2S; 100EFI Marlin -115 EFI Narwhal-; 225 Beaked Whale 4S; 100-150 EFI Killer Whale 4S 200 SEI Whale 4S	1995-2008; 2001-2007; 2000-today; 2019-today; 2000-today	UC128-OBF/1; UC128-OBF/2; UC128-OBF/2; UC128-OBF/2; UC128-OBF/1
Johnson	BJ90-115-140 4S; J90-115 V4 2S; J150-175 V6 2S; J200-225 V6 4S	2001-2007; 1995-2007; 1995-2007; 2004-2007	UC128-OBF/1; UC128-OBF/2; UC128-OBF/2; UC128-OBF/2

**NOTE: when ordering Suzuki® models made from 1998 to 2008 (old model) and cylinder UC128-OBF/1, please also order adjusting kit 45.419.54.*
For higher power uses, we recommend the "high performance" SilverSteer™ cylinder.

Code	Mounting	Balanced	Volume cc	Thrust kg	Stroke mm	Pipe joints	Type
45.282.00	front right	Yes	120	450	185	3/8"	UC-128-OBF/1
45.282.01	front right	Yes	120	450	185	3/8"	UC-128-OBF/2
45.282.11	front left	Yes	120	450	185	3/8"	UC-128P OBF/1
45.282.12	front left	Yes	120	450	185	3/8"	UC-128P OBF/2
45.282.14	Front	Yes	120	450	185	3/8"	UC-128 OBF/3
45.282.03	side, non trimmed	no	132/163	455/563	203	3/8"	UC 132 OBS

HOW TO ORDER ITEM 45.282.01

Technical specifications and buying advice for steering systems

SYSTEM	Components list	Codes	Quantity
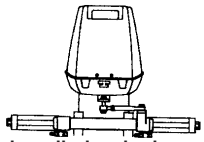 **Single-cylinder single-engine** Steering wheel turns: 4.5 Application up to 300 hp max	Cylinder pump Pipe kit Oil Add steering wheel for additional station pump Joint kit Pipe kit Oil	**45.282..** **45.280.00/01** **45.290.35..** **45.027.01** **-** **45.280.00/01** **45.290.15** **45.290.35..** **45.027.01**	1 1 1 2 1 1 1 2
 Twin-engine single cylinder Steering wheel revolutions: 4.8/4.3 Application up to: 300 hp max (engines not counter-rotating); 500 hp max (counter-rotating engines)	Cylinder pump Pipe kit Oil Add connection bar for additional station pump Joint kit Pipe kit Oil	**45.282..** **45.280.00/02** **45.290.35..** **45.027.01** **at 94** **45.280.00/02** **45.290.15** **45.290.35..** **45.027.01**	1 1 1 2 1 1 1 2
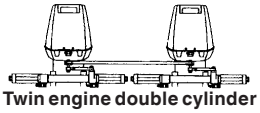 **Twin engine double cylinder** Steering wheel rotations: 6.1/5.3 Applications: up to 500 hp max (engines not counter-rotating); up to 600 hp (counter-rotating engines)	Cylinder pump Pipe kit Kit T-connections Oil Add connection bar for additional station pump Joint kit Pipe kit Oil	**45.282..right/letf** **45.280.03/33** **45.290.35..** **Standard** **45.027.01** **at 90** **45.280.03** **45.290.15** **45.290.35..** **45.027.01**	2 1 2 1 4 1 1 1 2

Cylinder 45.282.00/01 is not recommended if maximum speed of the boat exceeds 60 knots

HOW TO ORDER ITEM 45.282.03

APPLICATION **45.282.03**. Same features of model 45.282.01 with the additional information concerning engines Johnson & Evinrude: the cylinder 45.282.03 is not required when an assisted steering engine OMC is already fitted with cylinder model 985519, in this case use n° 2 connecting joints (ref. Parker model F6X-5 10-3/8")

SYSTEM	Components list	Codes	Quantity
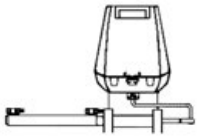 **Single-cylinder single-engine** Steering wheel turns: 4.7/5.8 Application up to 300 hp max	Cylinder pump Pipe kit Oil Add steering wheel for additional station pump Joint kit Pipe kit Oil	**45.282.03** **45.280.00/01** **45.290.35..** **45.027.01** **-** **45.280.00/01** **45.290.15** **45.290.35..** **45.027.01**	1 1 1 2 1 1 1 2
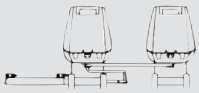 **Twin-engine single cylinder** Steering wheel revolutions: 4/5 Application up to: 300 hp max (engines not counter-rotating); 450 hp max (counter-rotating engines)	Cylinder pump Pipe kit Oil Connecting rod Add steering wheel for additional station pump Joint kit Pipe kit Oil	**45.282.03** **45.280.00/01** **45.290.35..** **45.027.01** **provided by the engine manufacturer** **-** **45.280.00/01** **45.290.15** **45.290.35..** **45.027.01**	1 1 1 2 1 1 1 2
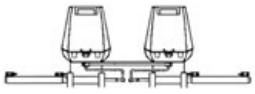 **Twin engine double cylinder** Steering wheel rotations: 6.5 Applications: up to 500 hp max (engines not counter-rotating); up to 600 hp (counter-rotating engines)	Cylinder pump Pipe kit Oil Connecting rod Add steering wheel for additional station pump Joint kit Pipe kit Oil	**45.282.03** **45.280.03** **45.290.35..** **45.027.01** **provided by the engine manufacturer** **-** **45.280.03** **45.290.15** **45.290.35..** **45.027.01**	2 1 2 2 1 1 1 2

⚠ *Cylinder 45.282.02 is not recommended if maximum speed of the boat exceeds 60 knots*

Return rod Kit

This allows to adapt cylinders 45.282.00-01-11-12 to different engines. I.E. if engine has been replaced and cylinder not.

Code	Type	For
45.282.21	LA 1	UC-128-OBF/1
45.282.22	LA 2	UC-128-OBF/2
45.282.23	LA 3	UC-128-OBF/3
45.281.24	LA1P	UC-128P-OBF/1
45.281.25	LA2P	UC-128P-OBF/2


◢ 45.282.22

◢ 45.282.21

◢ 45.282.23

◢ 45.281.25

◢ 45.281.24

Kit 2 flexible pipes

Blended for ouboard steering gears Ultraflex.

Code	Length m
45.290.35	3.5
45.290.40	4
45.290.45	4.5
45.290.50	5

Code	Length m
45.290.55	5.5
45.290.60	6
45.290.65	6.5
45.290.70	7

Code	Length m
45.290.80	8
45.290.90	9
45.290.93*	15

* *15 m, can be cut, with reusable fittings*

3/8" hose

Code	Rolls m
45.291.00	20

Kit OB-2S

Code	Description
45.290.15	For additional station or autopilot installation. Contains: 16 hydraulic fittings; 10 m of hose 5/16"; 10 m of nylon hose 3/8"

Kit 95-2S

Code	Description
45.290.16	second station joints

Nut with spinner

Code	Description
45.290.20	3/8" (61 CA)

T-joint

Code	Description
45.290.23	3/8" (TF38)

Kit including 2 high-resistance reinforced hoses, already jointed for double cylinder and double engine connection

Connected with rotating nuts and stiffening sleeves. To combine with bulkhead cross 45.028.28; 45.028.30.

Code	length
45.290.11	70
45.290.12	90
45.290.13	120

◢ 45.290.22

◢ 45.290.31

◢ 45.290.30

◢ 45.290.32

◢ 45.290.33

Fittings for hydraulic steering systems

For all ULTRAFLEX pumps.

Code	Description
45.290.22	90° adjustable fitting
45.290.30	45° swivel fitting
45.290.31	90° 3/8" swivel fitting
45.290.32	Straight fitting for 3/8" tube
45.290.33	T fitting for 3/8" drain

ULTRAFLEX service kit for pumps and hydraulic cylinders

Code	Description
45.291.10	Seal kit/pump shaft UP20 (code 45.270.01)
45.291.11	Seal kit/pump shaft for pumps UP25, UP28, UP33, UP39 and UP45
45.291.20	Seal kit for cylinder UC94 code 42918X and 42958N
45.291.21	Equipment kit for UC94 cylinders with code 42918X and 42958N (needed to mount the seal without damaging the cylinder)
45.291.30	Spare head for UC128 cylinder code 39423Z, 39966R, 39967T, 40106U, 40107W (2 pcs required for each cylinder)

◢ 45.270.03/04

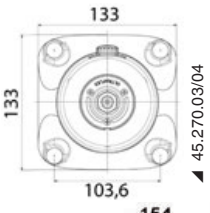



◢ 45.270.03/04

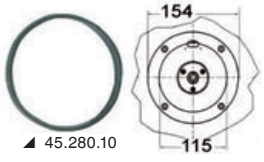

◢ 45.280.10

Flanges for hydraulic steering gears Ultraflex

Code	Type	Steering systems
45.270.03*	Square (x64)	UP25F; UP28F; UP33F; UP39F; UP45F; UP28FSVS; UP33FSVS; UP39FSVS
45.270.04	Square (x74)	UP20F **
45.280.10	Round (x57)	UP25F; UP28F; UP33F; UP39F; UP45F; UP28FSVS; UP33FSVS; UP39FSVS

* *Hydraflex-like look.*
** *For pumps UP20F (45.270.01) serial number 424685, use flange x64 (45.270.03) or x57 (45.280.10).*

Hydraulic steering Silver Steer ULTRAFLEX for outboard engines up to 350 HP

◢ 45.275.01/02/03

◢ 45.275.11/12/13+45.039.00

Hydraulic pump - Equipped with check valve. For mounting flanges see items 45.270.03, 45.270.04, 45.280.10.

Code	Type	Mounting	Pistons	Pressure bar	Capacity per revolution c.c.	Steering wheel max Ø mm
45.275.01	UP28 FSVS	Front	5	105	28	710
45.275.11*	UP28T-SVS	front/adjustable	5	105	28	406
45.275.02	UP33 FSVS	Front	7	105	33	710
45.275.12*	UP33T-SVS	front/adjustable	7	105	33	406
45.275.03	UP39 FSVS	Front	7	105	39	710
45.275.13*	UP39T-SVS	front/adjustable	7	105	39	406

* **45.039.00** *Kit X70SVS for steering wheel adjustable inclination up to 48°*

X70SVS kit

Code	Description
45.039.00	To tilt the steering wheel up to 48°.

Application of Silver Steer steering systems

FOR SYSTEM	Applications	Wheel rev.	Components	Code	Model	Quantity
Single-cylinder single-engine	Up to 350 hp max	4.3 (UP28) 3.6 (UP33)	Cylinder pump Pipe kit Oil	45.275.01/11/12/02 45.277.xx 45.027.01	UC130-SVS UP30 or UP33-SVS Kit OB-SVS 45.027.01	1 1 2 2
Twin-engine single cylinder	Non-counter-rotating engines up to 350 hp max Counter-rotating engines up to 600 hp max	4.3 (UP28) 3.6 (UP33)	Cylinder pump Pipe kit Oil Connecting rod	45.275.01/02/11/12 45.277.xx 45.027.01	UC130-SVS UP30 or UP33-SVS Kit OB-SVS 45.027.01 A94	1 1 1 2 1
Twin engine double cylinder	Engines not counter-rotating up to 600 hp max Counter-rotating engines up to 700 hp max	6.1 (UP33)	Cylinder Cylinder port pump Pipe kit Oil Connecting rod Connection kit	45.275.03/13 45.277.xx 45.027.01 45.156.11	UC130-SVS UC130P-SVS UP33-SVS Kit OB-SVS 45.027.01 A90 Kit OB-2C-SVS	2 1 1 2 4 1 1

Hydraulic piston

With adjustable joints and ULTRABOLT high-resistance connecting bolt.

ENGINE	MODEL	YEAR	Cylinder
MERCURY and MARINER	115-125-150 EFI 2S; 225-250 EFI 2S; 135-150-175 Optimax; 200-225-250 Optimax; RACING 300 Optimax; 250 Saltwater EFI 4S; 135-150-175-200 Verado L4; Fourstroke 175-200 V6; Fourstroke 225-300 V8	1990-2007; 2000-2007; 1999-2018; 1999-2018; 1999-2011; 2007-2011; 2004-2012; 2018-today; 2018-today	UC130-SVS/1
ENVIRUDE	E115-E130-E135 2S V4; E150-E175-E200-E225-E250-E300 2S V6	1995-present	UC130-SVS/2
Yamaha	115C-130B 2S; 150F-200F-250G 2S; 150 HPDI VMAX 2S; 175-200-225-250-300 HPDI VMAX 2S; F115-F150 EFI 4S; F200-F225-F250 4S; F115-F150-F175-F200 L4; F200-F225-F250-F300 V6 4S; F350 4S V8	1990-2008; 1990-2008; 1996-2007; 2000-2008; 2000-2008; 1999-2007; 2002-today; 2004-today; 2006-today	UC130-SVS/2; UC130-SVS/2; UC130-SVS/2; UC130-SVS/2; UC130-SVS/1; UC130-SVS/2; UC130-SVS/1; UC130-SVS/2; UC130-SVS/1
HONDA	BF135-BF150 4S; BF150 V-TEC 4S; BF175-BF200-BF225-BF250 4S	2005-present; 2008-present; 2001-present	UC130-SVS/1
Suzuki	DF100-115-140 4S*; DF150-175-DF200 L4 4S; DF200-DF225-DF250-DF300-DF350 V6 4S	2008-present; 2006-present; 2004-present	UC130-SVS/1; UC130-SVS/1; UC130-SVS/2
Tohatsu	115-120-140 2S; 70-90-115 TLDI 4S; MFS50-60-75-90100-115 4S; BFT115-150-200-225-250 4S; BFT60-75-90-100 4S	2004-present; 2004-present; 2018-present; 2014-present; 2015-present	UC130-SVS/2; UC130-SVS/1; UC130-SVS/1; UC130-SVS/1; UC130-SVS/1
Selva	80 Portofino/Tigershark 2S; 150 White Shark 2S; 100EFI Marlin -115 EFI Narwhal; 225 Beaked Whale 4S 150EFI Killer Whale 4S - 200 SEI Whale 4S	1995-2008; 2001-2007; 2000-today; 2019-today; 2000-today	UC130-SVS/1; UC130-SVS/2; UC130-SVS/1; UC130-SVS/2; UC130-SVS/1
Johnson	BJ90-115-140 4S; J90-115 V4 2S; J150-175 V6 2S; J200-225 V6 4S	2001-2007; 1995-2007; 1995-2007; 2004-2007	UC130-SVS/1; UC130-SVS/2; UC130-SVS/2; UC130-SVS/2

**NOTE: When ordering cylinder UC130-SVS/1 for Suzuki® models manufactured from 1998 to 2008 (old model), please, also order adjusting KIT 45.419.54.*

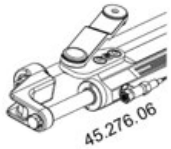

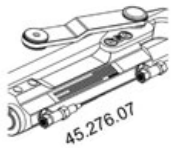

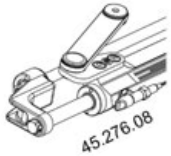

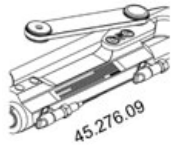

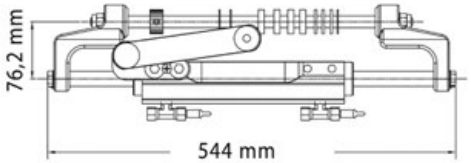

Code	Type	Stroke mm	Volume cc	Thrust kg	Fittings
45.276.06	UC130 - SVS/1	185	130	492	3/8
45.276.07*	UC130P - SVS/1	185	130	492	3/8
45.276.08	UC130 - SVS/2	185	130	492	3/8
45.276.09*	UC130P - SVS/2	185	130	492	3/8

* *For applications with double cylinder (bimotor), cylinder with left symmetrical fitting.*

Pair of high-pressure hoses Silver Steer

Kit including a pair of high-resistance hoses reinforced with pre-crimped fittings and anti-crush reinforcing sleeves.

Code	Type	Length m
45.277.55	OB-SVS 55	5.5
45.277.60	OB-SVS 60	6
45.277.65	OB-SVS 65	6.5
45.277.70	OB-SVS 70	7
45.277.80	OB-SVS 80	8

Double cylinder/double engine coupling kit for UC-130-SVS cylinders

Code	Engine centre distance mm	Hose length mm
45.278.01	660	381
45.278.02	686	407
45.278.03	711	432
45.278.04	724	445
45.278.05	737	457
45.278.06	762	483
45.278.07	777	496

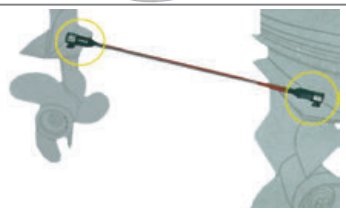

Connecting rod

Code **45.560.00**

Stainless steel with ball terminal joints, used to connect the main engine with an auxiliary one; the auxiliary steering can be handled with the boat steering system. Adjustable length **from 45 to 60cm**, easy to remove thanks to its spring ball fitting.

Connecting rod

For outboard engines, made of stainless steel.

Code	Type	Steering systems	Engine centre distance mm
45.156.08	**A92**, easily adjustable, for small spaces	hydraulic/mechanical	550/700
45.156.09	**A92**, easily adjustable, for small spaces	hydraulic/mechanical	700/950
45.156.10	**A88**	hydraulic/mechanical	650/950

SUZUKI DF100/115/140 coupling rod

Code **45.156.33**

For double engine/double cylinder. 660/950-mm engine centre distance.

Coupling rod for outboard engine with hydraulic steering

Double/triple engine, with brackets, UC128/UC130 cylinders. All parts made of stainless steel.

Code	Model	Cylinder type	Independent tilting	Engine centre distance mm
45.156.19	A96-29	Single	Yes	660/736
45.156.20	A96-34-5	Single	Yes	736/873
45.156.15	A95-32	Double	Yes	660/813
45.156.16	A95-375	Double	Yes	813/952
45.156.17	A97-30	Double	Yes	660/762
45.156.18	A97-35.5	Double	Yes	762/901
45.156.25	A96-B29	Single	Yes	660-736
45.156.26	A96-B34-5	Single	Yes	736-873
45.156.27	A95-B32	Double	Yes	660-813
45.156.28	A95-B37-5	Double	Yes	813-952
45.156.29	A97-B30	Double	Yes	660-762
45.156.30	A97-B35-5	Double	Yes	762-901

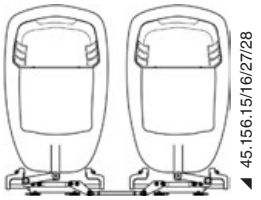

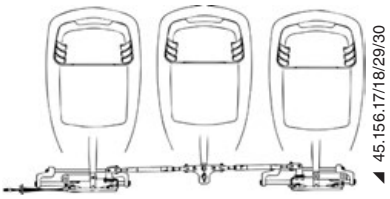

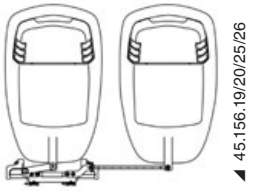

Hydraulic cylinder for inboard/outboard engines

Trimmed version. It matches pumps **45.280.00/01/02/03/33/04/07/08**.

Applications						
Motor	Year	Model foot	Inboard-Outboard Cylinders			
			Non-servo-assisted engine	Notes	servo-assisted engine	notes.
MERCRUISER ®	Current	ALPHA; BRAVO ONE; BRAVO TWO; BRAVO THREE.	UC133-IOB	1.3	UC132-OBS	2
VOLVO®	Until today; Until today; Until today; Current; Current; Current	275; 280; 290; DP-E; DP-G; DP-S	UC168-I; UC133-IOB; UC133-IOB; UC133-IOB; N/A; N/A	-; 1, 3, 4; 1, 3, 4; 1, 3, 5; '-; '-	N/A; UC132-OBS; UC132-OBS; UC133V-IOB; UC133V-IOB; UC132-OBS	-; 2; 2; -; -; 2

1. Trimmed cylinder (the total number of steering cycles is equal from either straight of right or vice-versa).
2. Non-trimmed cylinders (the total number of steering cycles isdifferent between straight and left or vice-versa).
3. Minimum side space for installing cylinder: 540 mm (21.2").
4. ULTRAFLEX hydraulic cylinder can be installed only by replacing the mechanical steering gear with cable.
5. Installation requires VOLVO adaptor P.N. 872388.

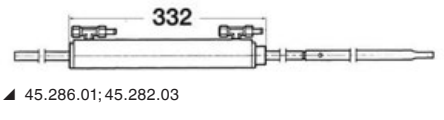

45.286.01; 45.282.03

45.284.02

Code	Initials	Version	Torque Kgm	Thrust kg	Stroke mm	Volume cc	Torque kgm	Nylon pipe joints
45.286.01	UC-133-IOB	Trimmed cylinder	66	464	203	132	66	3/8"
45.282.03	UC-132-OBS	Non-trimmed cylinder	66	464	203	132/163	-	-
45.284.02	UC168-I	-	87	673	178	168	87	-

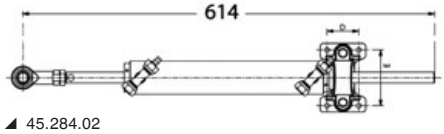

45.284.02

Technical specifications and buying tips for steering systems 45.286.01/02/04.

Components	Model	Quantity	Notes
System A - Revolutions from band to band: Balanced 4.7 - Unbalanced 4.7/5.8 Max torque: 66 kgm - 5738 lbs. in			
-	45.280.01/02/03/33/04/07	1	For a second station add: 1 pump 45.280.01/07, 1 fittings kit KIT 45.290.15, 1 piping kit KIT 45.290.35/40/45/50/55/60/65/70/80, extra 45.027.01, 1 steering wheel.
-	See applications	1	
-	45.290.35/40/45/50/55/60/65/70/80	1	
-	45.027.01	4	
-	(Selection of steering wheels)	1	
System B - Revolutions from band to band: Balanced 4 - Unbalanced 4/5 Max torque: 66 kgm - 5738 lbs. in			
-	45.280.02	1	For a second station add: 1 pump 45.280.02, 1 fittings kit KIT 45.290.15, 1 piping kit KIT 45.290.35/40/45/50/55/60/65/70/80, extra 45.027.01, 1 steering wheel.
-	See applications	1	
-	45.290.35/40/45/50/55/60/65/70/80	1	
-	45.027.01	4	
-	(Selection of steering wheels)	1	

Bulkhead troughout twin bush, waterproof

Code	Base color	For pipes
45.028.24	white	Pass through
45.028.26	- Chromed	Pass through
45.028.28	white	Twin connection
45.028.30	- Chromed	Twin connection


45.028.28

45.028.26

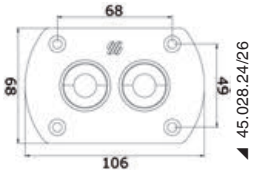

45.028.24/26

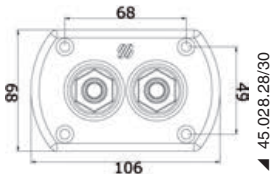

45.028.28/30

45.028.24

45.028.30

ULTRAFLEX hydraulic steering systems for inboard engines

ULTRAFLEX

APPLICAZIONI SISTEMI DI GUIDA IDRAULICI — HYDRAULIC STEERING SYSTEM APPLICATIONS

LUNGHEZZA BARCA / Boat length	FINO a UP to 10 m (33')	FINO a UP to 10 m (33')	FINO a UP to 10 m (33')	10 ÷ 12 m (33' ÷ 40')	10 ÷ 12 m (33' ÷ 40')	12 ÷ 14 m (40' ÷ 46')	14 ÷ 16 m (46' ÷ 53')	16 ÷ 18 m (53' ÷ 59')	18 ÷ 20 m (59' ÷ 66')
CILINDRO Cylinder	45.271.06	45.284.01	45.284.02	45.284.03	45.284.05	45.284.06	45.284.07	45.284.08	45.284.09
POMPA / Pumps	UC69-I	UC116-I	UC168-I	UC215-I	UC293-I	UC339-I	UC378-I	UC442-I	UC530-I
45.270.01/02 UP20	3,5 N - 3/8"								
45.280.00 UP25		4,6 N - 3/8"	6,72 L - 3/8"	8,6 L - 3/8"					
45.280.01 UP28		4,1 M - 3/8"	6 N - 3/8"	7,6 L - 3/8"					
45.280.02 UP33		3,5 H - 3/8"	5,1 M - 3/8"	6,5 N - 3/8"	8,8 L - 3/8"				
45.280.03 UP39			4,3 H - 3/8"	5,5 M - 3/8"	7,5 N - 3/8"				
45.280.05 UP39-I R						8,6 N - R7	9,6 L - R7		
45.280.33 UP45					6,5 M - 3/8"				
45.280.06 UP45-I R						7,5 M - R7	8,4 N - R7	9,8 N - R7	11,5 L - R7

Giri volante da banda a banda Steering wheel turn	Sensazione al volante / Feeling at the wheel	Tipo di tubi = Hose type
	L=LEGGERO / LIGHTWEIGHT	3/8" = 45.290.35/40/45/50/55/60/65/70/80
	N=NORMALE / REGULAR	
	M=MEDIO / MEDIUM	R7 = **rame / copper** 45.028.11

ATTENZIONE: queste indicazioni sono di carattere generale. La scelta della corretta applicazione va fatta con l'assistenza di installatori qualificati. Per ogni ulteriore informazione, si prega di contattare il nostro Servizio Assistenza.

ATTENTION: these are indications of a general nature. The correct application shall be chosen upon recommendation by qualified installers. For further details, please contact our After-Sales Service.

45.270.01

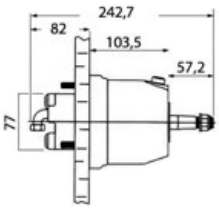

45.270.01

45.280.01/02/03/33

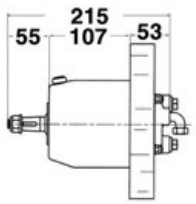

45.280.01/02/03/33

45.270.03/04



45.270.03

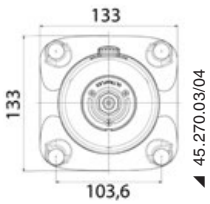

45.270.03/04

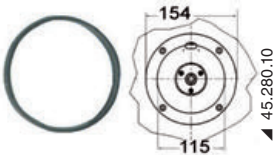

45.280.10

45.280.04/05/06/07/08

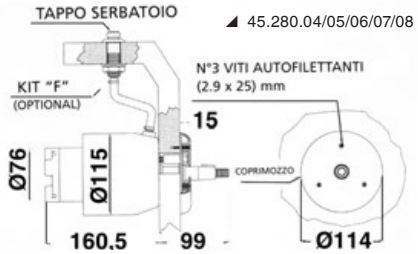

45.280.04/05/06/07/08

ULTRAFLEX hydraulic pump for inboard engines

Fitted with check valve.
For mounting flanges, see items 45.270.03; 45.270.04; 45.280.10.

Code	Initials	Mounting	Flow / revolution cc	Pistons	Pressure bar	Ø max. steering wheel mm	Fittings	kg
45.270.01	UP20F	Front	20	5	70	710	3/8"	4
45.280.00	UP25F	Front	25	5	70	710	3/8"	5
45.280.01	UP28F	Front	28	5	70	710	3/8"	5
45.280.02	UP33F	Front	33	5	70	710	3/8"	5
45.280.03	UP39F	Front	39	7	70	710	3/8"	5
45.280.33	UP45F	Front	45	7	70	710	3/8"	5
45.280.07	UP28R	Rear-dashboard	28	5	70	710	3/8"	5
45.280.04	UP33R	Rear-dashboard	33	7	70	710	3/8"	5
45.280.08	UP39R	Rear-dashboard	39	7	70	710	3/8"	5
45.280.05	UP39-IR	Rear-dashboard	39	7	70	710	12 mm*	-
45.280.06	UP45-IR	Rear-dashboard	45	7	70	710	12 mm*	-

**NOTE: when ordering Suzuki® models made from 1998 to 2008 (old model) and cylinder UC128-OBF/1, please also order adjusting kit 45.419.54.*
For higher power uses, we recommend the "high performance" SilverSteer™ cylinder.

* *For copper pipe 45.028.11*

45.270.08 *X68 chromed flange for hydraulic pumps*

45.270.07 *"F" kit for easier filling up and cleaning of hydraulic pumps*

Hydraulic cylinder for inboard engines

Trimmed version

Code	Initials	Stroke mm	Pipe joints	⟷ mm							Volume cc	Thrust kg	Max. torque kgm	Balanced
				A	B	C	D	E	F	G				
45.271.06	UC69-I	150	3/8" nylon	150	129	105	417	31.3	40	73	69	168	32	Yes
45.284.01	UC116-I	178	3/8" nylon	178	155	127	466	102	40	73	116	464	58	Yes
45.284.02	UC168-I	178	3/8" nylon	178	155	127	512	107	40	105	168	673	87	Yes
45.284.03	UC215-I	228	3/8" nylon	228	199	163	587	132	40	105	215	673	111	Yes
45.284.05	UC293-I	178	3/8" nylon	178	163	134	506	107	40	125	293	1155	146	Yes
45.284.06	UC339-I	230	12 mm copper*	230	200	164	637	147	70	110	339	1051	172	Yes
45.284.07	UC378-I	228	12 mm copper*	228	199	163	592	132	40	125	376	1155	188	Yes
45.284.08	UC442-I	300	12 mm copper*	300	260	212	749	183	70	110	442	1051	223	Yes
45.284.09	UC530-I	250	12 mm copper*	250	218	178	723	168	120	104	530	1513	270	Yes

* **45.028.12** *12-mm copper pipe*



Kit of 2 x jointed hoses

Suitable for 45.271.06/284.01/02/03/05.

Code	Length m
45.290.35	3.5
45.290.40	4
45.290.45	4.5
45.290.50	5

Code	Length m
45.290.55	5.5
45.290.60	6
45.290.65	6.5
45.290.70	7

Code	Length m
45.290.80	8
45.290.90	9

Kit including 2 reinforced hoses connected at one end

Suitable for 45.271.06/284.01/02/03/05. Equipped with 2 sleeves and 2 reusable connections to install at one end after cutting off the hose at the desired length.

Code	Length m
45.290.92	9
45.290.93*	15

Kit OB-2S 5/16

For cylinders 41.271.06/284.01/02/03/05.

Code	Description
45.290.15	For additional station or autopilot installation. Contains: 16 hydraulic fittings; 10 m of hose 5/16"; 10 m of nylon hose 3/8"

Kit 95-2S

Fittings for second station or autopilot.

Code	Description
45.290.16	It includes all fittings for 10 m of 3/8" nylon or copper hose.

Kit 120U-2S

Fittings for second station or autopilot.

Code	Description	KIT for	
		copper pipes Ø mm	cylinders
45.290.17	Contains all fittings needed for copper pipe	12	**45.284.06; 45.284.07; 45.284.08; 45.284.09**

ULTRAFLEX hydraulic steering kit for inboard engines

Code	Per Station	For hulls m	Torque Kgm	Kit includes				
				pump	Pump.	Cylinder	Fitting kit for second station	Fitting kit for second station
45.040.10	Single	8	32*	**45.270.01**	-	**45.271.06**	**-**	3/8"
45.050.10	Single	10	58*	**45.280.01**	-	**45.284.01**	**-**	3/8"
45.050.20	double	10	58	**45.280.01**	(2 pcs)	**45.284.01**	**45.290.15**	3/8"
45.090.10	Single	12	111*	**45.280.03**	-	**45.284.03**	**-**	3/8"
45.090.20	double	12	111	**45.280.03**	(2 pcs)	**45.284.03**	**45.290.15**	3/8"
45.120.10	Single	14	146*	**45.280.08**	-	**45.284.05**	**-**	3/8"
45.120.20	double	14	146	**45.280.08**	(2 pcs)	**45.284.05**	**45.290.15**	3/8"
45.150.10	Single	16/18	223*	**45.280.06**	-	**45.284.08**	**-**	12 mm copper
45.150.20	double	16/18	223	**45.280.06**	(2 pcs)	**45.284.08**	**45.290.17**	12 mm copper

* *All pumps are fitted with a* **check valve**.
The helm stations must be completed with: *1) hydraulic oil 45.027.01 as needed; 2) piping 45.290.35/93 or 45.290.92-93; 3) copper tube Ø 12 mm.*
The double-station steering systems have to be completed with their dedicated kits *(see table).*

Hydraulic steering system accessories

LUBRIMAR Hydraulic Oil foamless product

Foamless hydraulic oil containing anti-corrosion additives resistant to high pressure. Suitable for topping up.

Code	Package ml
65.089.00	250

Hydraulic Oil ISO VG22

This product is ideal for steering systems by ULTRAFLEX, TELEFLEX, MANCINI, etc. Additive-improved formula to boost the pump and seal performance. Resistant to high pressure and corrosion.

Code	Package l
45.027.01	1

Copper pipe

Ø 6x8 mm	Ø 8x10 mm	Ø 10x12 mm	Roll m
45.028.11	**45.028.10**	**45.028.12**	50

Recoverable copper joints

Used to connect nylon pipe size 5/16 (45.028.14 or similar) standard for steering gears.

Code	Type
45.028.18	straight
45.028.19	at 90°

High pressure nylon pipe size 5/16" R7

Code	Description	Roll m
45.028.14	For all Vetus steering systems except item 45.030.10	24

Bulkhead troughout bush

Code	Description	For hydraulic piping
45.028.22	Black Nylon	**45.028.14**
45.028.23	Black Nylon with stainless flange	**45.028.14**

Bimini top with carbon tubes — **46.816.xx / 46.821.xx**

Modular solutions for every deck

Carbon Tubes | Modular Design | 90° Swivel Lock | Polished Finish

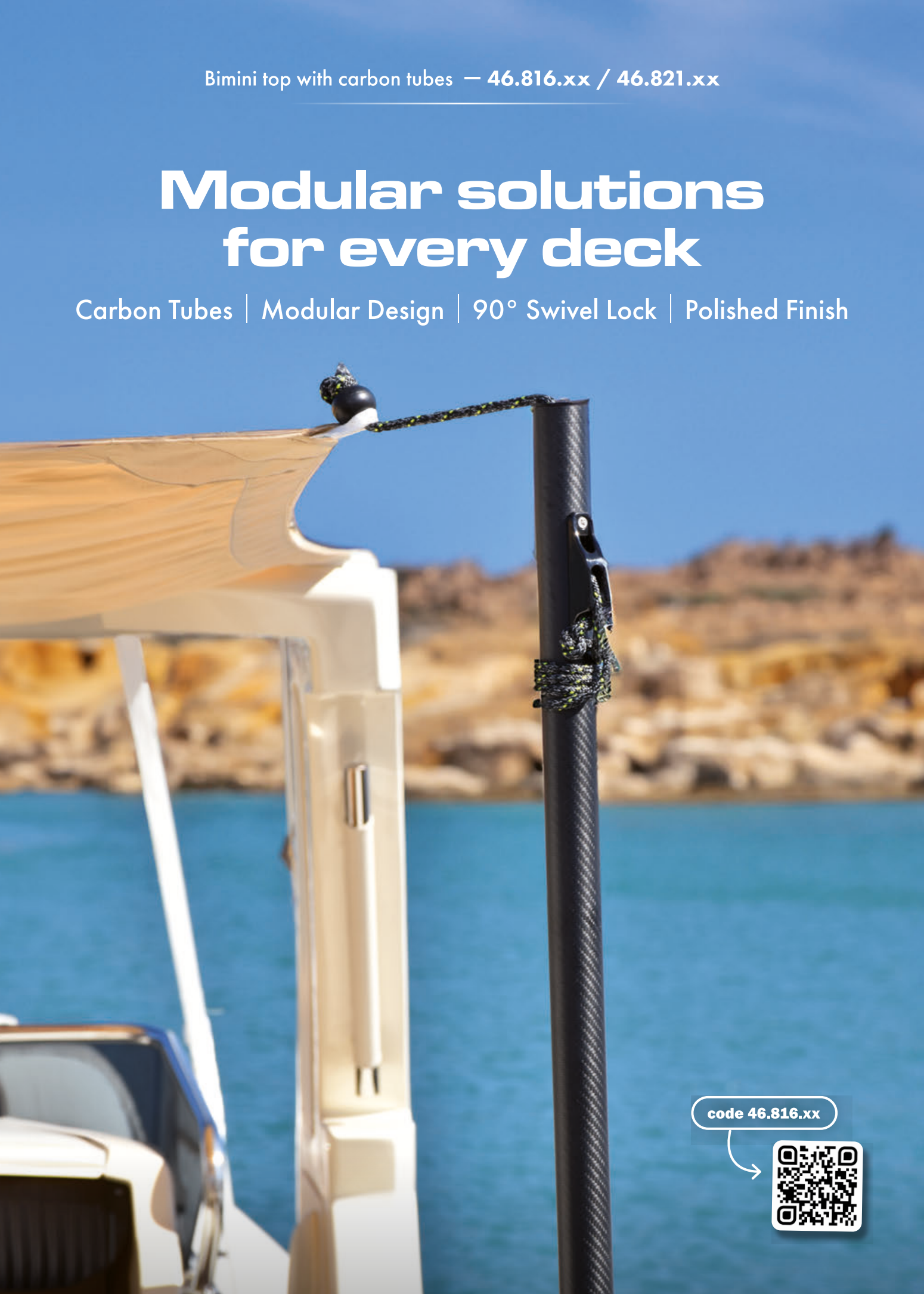

code 46.816.xx

AISI 316 stainless steel tent accessories

Bimini accessories

OSCULATI

AISI 316 Suitable for awning pipes, made of mirror polished **AISI 316 stainless steel**.

Description	For pipe Ø mm				
	20	22	25	25 (Heavy Duty)	30
	Pin/hole 6 mm			Pin/hole 8 mm	
Internal end cap	-	46.659.95	-	-	-
End cap	46.660.00	46.661.01	46.861.03	46.122.21	46.761.03
Raised end cap	-	46.661.05	46.861.05	-	-
Fork joint	46.660.01	46.661.00	46.861.02	46.122.11	46.761.02
Bent fork joint	46.662.22	46.662.22	46.662.22	-	-
90° fork joint	46.861.04	46.861.04	46.861.04	46.516.00	46.516.00
90° fork joint with removable spring pin	46.662.20	46.662.20	46.662.20	-	-
Bent fork joint with removable spring pin	46.662.21	46.662.21	46.662.21	-	-
Concave base for support for 20- to 25-mm Ø pipes	46.563.00	46.563.00	46.563.00	-	-
Concave base for support for 20- to 25-mm Ø pipes and removable spring pin	46.862.00	46.862.00	46.862.00	-	-
Concave base for support for 40-mm Ø pipes and removable spring pin	46.863.00*	46.863.00*	46.863.00*	-	-
43x51 mm bulkhead mount support	46.403.00	46.403.00	46.403.00	-	-
48x73 mm bulkhead mount support	46.404.01	46.404.01	46.404.01	46.404.00	46.404.00
Fixing base for hoods with 62x25-mm 40° wing slope	46.659.00	46.659.00	46.659.00	-	-

* *To be mounted on 40-mm Ø tubes.*

Reinforced joints with double setscrew

AISI 316 Mirror-polished AISI316 stainless steel.

Description	For pipe Ø mm		
	22	25	30
	Pin/hole 6 mm	Pin/hole 6 mm	Pin/hole 5.5 mm
End cap	46.685.22	46.685.25	46.685.30
Fork joint	46.686.22	46.686.25	46.686.30

STREAM LINE joints for awnings

AISI 316

Made of **mirror polished AISI 316 stainless steel**, new faired version. 6-mm pin / bore.

Base with			End cap	Swivel with ear	For pipe Ø mm
removable snap fork**	removable snap ear*	ear*			
-	-	-	**46.650.22**	**46.651.22**	22
46.654.22	**46.653.22**	**46.652.22**	-	-	22/25
-	-	-	**46.650.25**	**46.651.25**	25

* **46.650.22/25** *Terminal caps OPTION*

** **46.761.03** *Awning caps OPTION*

** **46.861.03** *Awning caps OPTION*

** **46.661.01** *Awning caps OPTION*

OSCULATI

Telescopic pole for perfect bimini tension

AISI 316

Made of **mirror polished AISI 316 stainless steel**; allows the user to put erect the awning to the perfect tension every time **without dismantling**.

OSCULATI

Code	For pipe Ø mm	Length when closed mm	Stroke mm	Bore Ø mm
46.800.22	22	135	30	6
46.800.25	25	135	30	6
46.800.30	30	144	32	6

End cap

AISI 316

Suitable for **adjustable eye** hood pipes and with **15 mm travel**; adjusts the awning perfectly; made of **mirror polished AISI 316 stainless steel**.

OSCULATI

Code	For pipe Ø mm	Bore Ø mm
46.700.22	22	6
46.700.25	25	6
46.700.30	30	6

Fork joints for 3-arc frame

AISI 316

Made of mirror-polished AISI 316 stainless steel. These joints are designed for large 3-arc frame biminis.

Code	For pipe Ø mm	Centre distance A mm	Ref. cap
46.761.02	30	40	**46.761.03**
46.761.05	30	73	**46.761.03**
46.761.06	30	113	**46.761.03**

Internal 90° swivelling joints

OSCULATI

AISI 316

Suitable for awning pipes, made of mirror polished **AISI 316 stainless steel**.

Code	For pipe Ø mm
46.320.12	20x1,2
46.322.12	22x1.2
46.322.15	22x1,5

90° external swivelling joints

AISI 316

Suitable for awning pipes, made of mirror polished **AISI 316 stainless steel**.

Code	For pipe Ø mm
46.330.22	22
46.330.25	25

90° external joint with lock

AISI 316



Suitable for awning pipes, made of mirror polished **AISI 316 stainless steel**, fitted with locking pin.

Code	For pipe Ø mm
46.330.30	30

Swivelling 180° hood junction

AISI 316

Made of mirror-polished AISI 316 stainless steel, high-resistance version for large bimini tops with 25/30-mm tube frame

OSCULATI

Code	Base mm	Pin mm
46.667.00	106x42	8

Swivelling 180° hood junction

AISI 316

Made of **AISI 316 stainless steel**, includes plastic base.

Code	Length mm	With screw mm
46.665.00	70	6

37.264.10 *Pin INCLUDED*

Awning base

OSCULATI

AISI 316

Made of **AISI 316 stainless steel**, fitted with retrievable fork pin.

Code	For pipe Ø mm	Base mm	Pin mm
46.670.00	22/25	90x40	6

OSCULATI



Snap base for biminis or awnings

AISI 316

Snap hooking system.

Code	Description	For pipe Ø mm	Pin mm
46.670.10	90x40-mm external base	22/25	6
46.670.20	54x29-mm recess fit base	22/25	6

Fork

AISI 316

Made of **polished AISI 316 stainless steel**, suitable for awning **gunwale**-mounting on dinghies.

Code	Pin Ø mm
46.662.00	12x23

Hood sleeve coupling

AISI 316

Suitable for awning pipes, made of mirror polished **AISI 316 stainless steel**.

For pipe Ø mm	With lock pin	With spring lock	Length mm	Screw / pin mm
22	**46.978.00**	**46.978.01**	73.5	6
25	**46.978.10**	**46.978.11**	75.7	6
30	**46.978.20**	**46.978.21**	85	6

Bimini sliding bracket

AISI 316

Made of mirror polished AISI 316 stainless steel, fitted with cam quick clamping system.

Code	For pipe Ø mm	Pin mm
46.978.50	22	6
46.978.51	25	6

Sliding awning clamps

Enables for the hood to slide back and forth, made of **chromed brass and fitted with stainless steel screws**.

Code	For pipe Ø mm	Pin mm
46.185.22	20/22/25	5

Connectors for Bimini poles

It combines two Ø 22/25-mm tubes without weld, or makes them telescopic by fitting one into the other. Mirror-polished AISI 316 stainless steel.

Code	For pipe Ø mm
46.658.00	22/25

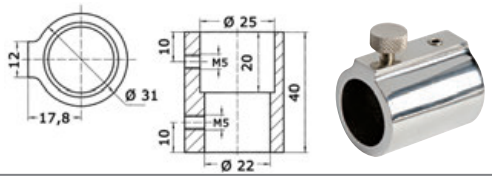

Straight line pole connectors, fitted with two spring lock buttons

To be mounted inside the pipe. Mirror polished AISI 316 stainless steel.

Code	For pipe Ø mm	Length mm
48.420.36	22x1.2	150
48.420.37	25x1.2	150

◢ 48.420.37

◢ 48.420.36/37

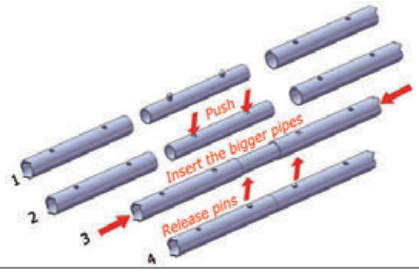

Stay kit for for spray hood or bimini

Mirror polished AISI 316 stainless steel

Code	Tube Ø mm	Kit contains
46.657.22	22	cm 100x2 hose Ø 22 41.613.01 + 4 pcs 46.661.01 + 2 pcs 46.661.00 + 2 pcs 46.662.20
46.657.25	25	cm 100x2 hose Ø 25 41.618.01 + 4 pcs 46.861.03 + 2 pcs 46.861.02 + 2 pcs 46.662.20

Telescopic stays for biminis (pair)

Made of Ø 22/25-mm mirror-polished stainless steel, they support the tent rear side.

Code	Tube Ø mm	Travel cm	Kit contains
46.656.00	22/25	75/120	46.661.01 (2) + 46.861.03 (2) + 46.662.20 (2) + 46.661.00 (2) + 46.658.00 (2) + 41.618.00 120 cm (60x2) + 41.613.00 120 cm (60x2)

◢ Installation type

Stainless steel plate Ø 6 mm + stainless steel cable Ø 1.6 mm + stainless steel pin



Used to remove boat hoods, suitable for all of our hood fork supports.

Code	Version
46.116.30	Version with spring ball locking pin (series 37.264.xx)
46.116.29	Version with spring folding pin (46.116.31)

Drop nose pin

Made of **stainless steel**, suitable for U-bolts hood supports, with spring loaded locking mechanism.

Code	Ø mm	Operating length mm
46.116.31	6	20

traveller system for awnings / spray hoods

AISI 316

Fully in stainless steel AISI316.
Composed of a two-piece rail that completely hides the fixing screws.

Various types of supports are installed on a stainless steel cart with the option to stop every 15 mm.

Code	Description	Pin / bore mm
46.673.00	30x1200-mm rail	-
46.673.02	Terminal for rail (order 2 pcs per rail)	-
46.673.06	High-resistance traveller. 180° articulation, for large bimini tops with 25/30-mm tubes frame	8

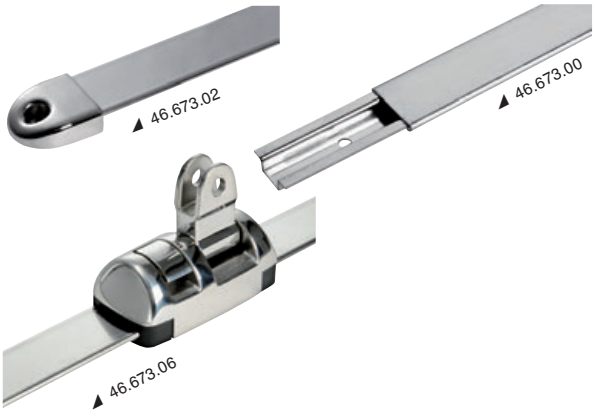

LEWMAR ball traveller for awnings/spray hoods and sliding doors

Specially designed for this purpose it is made of anodized aluminium with Delrin balls, saving profile and flat holding surface with 2 M6 threaded holes.

Code	Description	Length mm	Width mm	Height mm	hole spacing mm	Working load kg
46.674.01	Trolley	124	51	26	35	450
46.674.30	Tracks	2986	19	11	80	-
46.674.40	Terminal	20	51	-	-	-

Ball bearing travellers for sliding roofs and sliding doors

Made of heavy **anodized aluminium** with PTFE ball bearing, assure excellent swivelling movement even under high loads; fitted with two 5 MA threaded holes. Suitable for travellers 62.940.08.

Code	Length mm	Width mm	Overhang mm	Max working load kg
46.675.01	83	51	20	220
46.675.03	105	51	20	260

Code **62.940.08**
Rail mm 19x13,4, 2 metre bars (4 metres on demand), In light anodized alloy.

Code **62.940.09**
Rail nylon terminal end 62.940.08

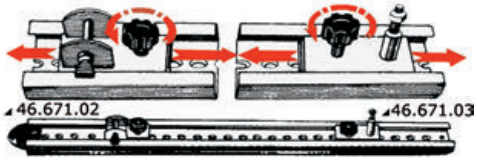

Traveller sliding system for awnings

The system is made up of:

Code	Description
46.671.01	Rail terminal, **plastica**
46.671.02*	Sliding plate in **stainless steel** with screw lock and **"U" hinge**
46.671.03*	Sliding plate in **stainless steel** with **pivot** lock for wall mounting

* *Suitable for fixing hoods; universal model, suitable for surface mounting.*

Awning slider

Made of **anodized aluminium**; swivelling fork joint suitable for working on a **flat surface** and on the **wall**. Spring lock for fast movement, internal **nylon** slides to provide a perfect sliding movement, quick awning mounting pin.

Code	Version
46.669.00	85x35x35-mm slider (overhang) with 6-mm pin
61.591.01	25x4-mm **aluminium** rail for slider 46.669.00 (2-m bars)
61.591.43	**Black nylon** terminal for 61.591.01

Adjustable sliding travellers suitable for hull awning sizes from 10 meters or higher

Made of **anodized aluminium**, fitted with **stainless steel** awning bracket and internal nylon slide, antifriction and noise-proof (track to be ordered separately).

Code	Description	Pin / bore mm
46.672.01	Fork bracket for 25x4-mm track (art. 61.591.01)	6
46.672.03	Bulkhead mount bracket for 25x4-mm track (art. 61.591.01)	-
46.672.05	Fork fixed bracket for 25x4-mm track (art. 61.591.01)	6

Turnbuckle for awning ropes

Made of polished stainless steel, it adjust the fastening ropes of awnings.

Code	⟷ mm
46.377.40	55x12

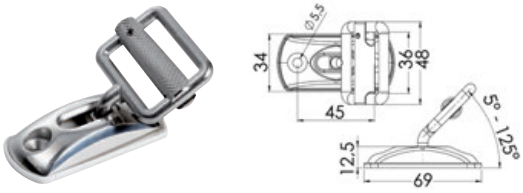

Plate/buckle for tapes

AISI 316

Made of polished AISI 316 stainless steel, with **removable** and 5° to 125° **balancing** buckle.

Code	For tapes max mm	Base mm	hole spacing mm
46.670.60	30	69x34	45

Bimini base with EPDM support for inflatables

The EPDM support is designed to be sticked on the inflatable chambers.

Code	Type	Material	Support colour	For pipe Ø mm	⟷ support mm	SS base used
46.670.30	Base and support	EPDM + SS	Light Grey RAL 7035	22/25	188x135	**46.670.00**
46.670.40	Base and support	EPDM + SS	Light Grey RAL 7035	22/25	188x135	**46.670.10**

Bimini top tensioning strap kit

It includes a 25-mm wide and 3-m long tape (2.90-m usable length).
Snap hook and strap on one end for fixed adjustment, snap hook on the other end for tensioning.
Sold in pairs in display package.

Code	⟷ cm	Package
46.677.00	2.5 x 300	2 pcs

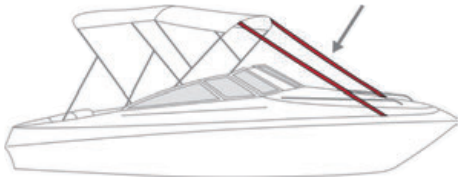

Plastic bimini accessories

Made of nylon, suitable for pipe Ø size 20mm

Code	Description	ORDER BY BOX
46.629.00	90° articulated joint	1 pcs
46.630.00	170° articulated joint	Pair
46.631.00	Nylon pin	1 pcs
46.632.00	Nylon base	1 pcs
46.633.00	Nylon rowlock socket	1 pcs

Fitting for 22-mm Ø tube.



Code	Description	Pin / bore mm
46.377.03	Sliding joint and clamps	6
46.377.13	End cap	6
46.377.21	Side plate	6
46.377.31	Fork base	6

Spare components for bimini tops

Made of white nylon

Code	Description	Tube Ø mm	Reference bimini top
46.625.02	Hose terminal	22	46.908.xx; 46.909.xx; 46.918.xx
46.625.03	Rowlock	-	46.908.xx; 46.909.xx; 46.918.xx
46.625.04	Bushing	-	46.908.xx; 46.909.xx; 46.918.xx
46.625.05	Bend articulation	22	46.908.xx; 46.909.xx; 46.918.xx
46.625.06	Arm articulation	22	46.908.xx; 46.909.xx; 46.918.xx

Anodized aluminium bimini accessories

Aluminium rail for nylon sliders

Suitable to slide and shift the boat awning foot.

Code	Bars m	⟷ mm
46.786.03	1	22x11

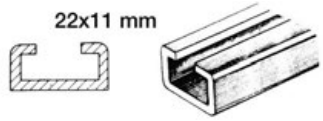

Code	Description
46.786.10	Nylon plate sliding in track to fasten plate 46.934.00 or 46.933.00
46.786.20	Nylon stop to lock tent in preset position
46.786.30	Nylon track terminal

Folding BIMINI with anodized aluminium structure

2-arch bimini top

Version with reinforced anodized aluminum pipes Ø 22 mm. Cover made of 600D polyester/polyurethane **waterproof and UV resistant**.
It comes in a case to protect the fabric during stowage.

white	Blu navy	Width A cm	Width B cm	Height C cm	Depth cm
46.901.21	46.901.31	118	130/140	110	180
46.901.22	46.901.32	138	150/150	110	180
46.901.23	46.901.33	163	175/185	110	180

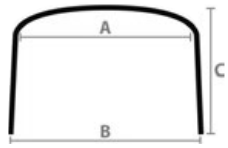

3 arch bimini top

Anodized aluminium frame, **22-mm Ø tube.** Cover made of waterproof and UV-resistant 600D polyester / polyurethane fabric. It comes in a zipped case to protect the fabric when the bimini top is closed.

white	Blu navy	Width A cm	Width B cm	Height C cm	Depth cm
46.908.20	46.908.30	138	150/160	110	180
46.908.21	46.908.31	158	170/180	110	180
46.908.22	46.908.32	173	185/195	110	180
46.908.23	46.908.33	188	200/210	110	180
46.908.24	46.908.34	208	220/230	110	180

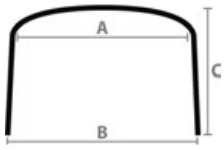

3-arch folding bimini top, tall version

Anodized aluminium frame, **22-mm Ø tube.** Cover made of waterproof and UV-resistant 600D polyester / polyurethane fabric. It comes in a zipped case to protect the fabric when the bimini top is closed.

white	Blu navy	Width A cm	Width B cm	Height C cm	Depth cm
46.909.40	46.909.50	138	150/160	140	180
46.909.41	46.909.51	158	170/180	140	180
46.909.42	46.909.52	173	185/195	140	180
46.909.43	46.909.53	188	200/210	140	180
46.909.44	46.909.54	208	220/230	140	180

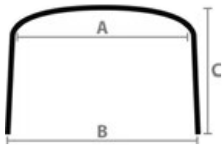

BIMINI DEPTH 4-arch sunshade

Anodized aluminium structure, **22-mm Ø tube**. 600D polyester/polyurethane fabric, waterproof and UV-resistant. It comes in a zipped case to protect the fabric when the Bimini Top is closed.

white	Blu navy	Width A cm	Width B cm	Height cm	Depth cm
46.918.02	46.918.12	163	175/185	140	250
46.918.04	46.918.14	178	190/200	140	250
46.918.06	46.918.16	193	205/215	140	250
46.918.08	46.918.18	208	220/230	140	250
46.918.10	46.918.20	223	235/245	140	250

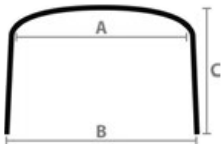

Foldable biminis with AISI 316 stainless steel frame

SHADE MASTER FLY INOX DEPTH 4-arch folding bimini top

AISI 316

Fitted with 25-mm Ø tubes and AISI 316 stainless steel joints. Foldable frames, **waterproof and UV-resistant** polyester/PVC fabric, **blue navy** colour. Case included. Foldable and removable. Made in Italy.

Code	Width B cm	Depth cm	Height cm
46.915.10	180/190	255	140
46.915.11	200/210	255	140
46.915.12	220/230	255	140
46.915.13	240/250	255	140
46.915.14	260/270	255	140

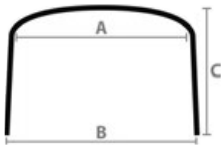

3-arch Bimini

Made of polished AISI316 stainless steel 25-mm Ø tube. AISI316 stainless steel fittings. Foldable arches. **Waterproof and UV-resistant** 600D polyester/polyurethane fabric.

☐ white	■ Blu navy	Width A cm	Width B cm	Height cm	Depth cm
46.920.02	**46.920.12**	158	170/180	140	180
46.920.03	**46.920.13**	173	185/195	140	180
46.920.04	**46.920.14**	188	200/210	140	180
46.920.05	**46.920.15**	203	215/225	140	180
46.920.06	**46.920.16**	233	245/255	140	180

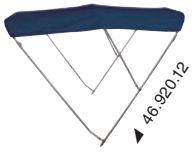

◢ Mounting kit included

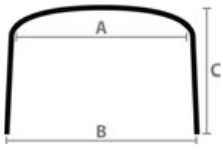

BIMINI DEPTH high 4-arch sunshade

Made of 25-mm Ø polished AISI316 stainless steel tube. AISI316 stainless steel fittings. Folding arches. **UV-resistant and waterproof** 600D polyester/polyurethane fabric. It can be disassembled and folded away into its case.

☐ white	■ Blu navy	Width A cm	Width B cm	Height cm	Depth cm
46.921.10	**46.921.20**	168	180/190	140	250
46.921.11	**46.921.21**	188	200/210	140	250
46.921.12	**46.921.22**	208	220/230	140	250
46.921.13	**46.921.23**	228	240/250	140	250
46.921.14	**46.921.24**	248	260/270	140	250

◢ Mounting screws, included

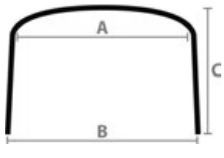

TESSILMARE folding biminis

TESSILMARE Shade Master biminis suitable for high speed boats

No fixed installations required. They are **foldable and made from white painted aluminium tubes**, Ø 20 mm, UV-resistant white polyester/PVC fabric.
They come complete with a case for folded storage, universal model. Nylon joints.

Code	Depth cm	Height cm	Width cm	Bracket cm	Arches
46.902.01*	180	110	124/140	144	2
46.902.02	180	110	140/160	144	3
46.902.03	180	110	160/180	144	3
46.902.04	180	110	185/215	144	3
46.902.05	180	140	215/235	173	3

* *Model fitted with 2 archs instead of 3.*

TESSILMARE "Shade Master HS" bimini, designed for high speed boats

They do not require a fixed installation. They are foldable and made from **aluminium** white painted tubes Ø 25 mm and white waterproof and UV-resistant PVC polyester fabric, supplied complete with a case to store them folded.
Stainless steel joints AISI 316.

Code	Depth cm	Height cm	Width cm	Bracket cm	Arches
46.901.53	195	95	160/180	143	2
46.901.54	200	110	190/210	147	2
46.901.55	215	120	215/225	156	2

TESSILMARE "Shade Master Fish" bimini specially designed for open hulls with pedestal steering

PATENT

Structure in **white painted aluminium Ø 20 mm, equipped with four detachable arches, very robust PVC polyester fabric** .
Provided complete with case to store them folded. Nylon joints.

☐ white	Beige	Depth cm	Height cm	Width cm	Bracket cm	Arches
46.914.01	-	180	140	140/160	160	3
46.914.02	**46.914.32**	180	140	160/180	160	3
46.914.03	**46.914.33**	180	140	190/210	160	3
46.914.04*	-	240	140	210/230	200	4

* *This tent is also ideal for cabin* **Fliyng Bridges**. *Made with 25-mm Ø tube,* **nylon** *joints, sturdier fabric, fixed flat jount, nylon/stainless steel,* **special** *case. 4 x foldable arches.*

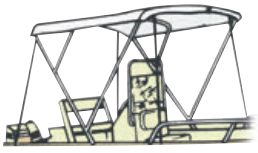

TESSILMARE Shade Master SS detachable bimini

AISI 316

PATENT

With pipes Ø 22 mm and all fittings in **AISI 316 stainless steel**.
Fixed collapsible arches, fabric in **polyester/PVC** UV-resistant waterproof, **stainless steel** bases rotatable at 90°, supplied complete with case for storage when folded.

☐ hite	Depth cm	Height cm	Width cm	Folded bracket cm	Arches
46.915.02	180	151	165/175	180	3
46.915.03	180	151	180/190	180	3
46.915.04	180	151	195/205	180	3
46.915.05	180	151	225/235	180	3
46.915.06	220	151	240/250	180	3

Mickey self-tensioning, modular and independent Bimini system

OSCULATI

It can be used as sunshade or water protection and is UV-resistant. Simple to assemble, disassemble and store. It can be installed in many different ways.
The 15°-inclination basis are small and can be easily in different places of the deck depending on the needs and provide a wider coverage than traditional systems.
Much more convenient than the standard systems available on the market (canopy not included).

Flexible pole for Mickey system

Fiberglass pole covered in **carbon fibre** with AISI316L stainless steel inserts.

Code	Ø mm	Overall height A cm	Distance gained with slope B cm	Net height from flush deck C cm	Recess D cm
46.826.14	16	137	34	129	8
46.826.15	16	153.5	38	145	8
46.826.17	16	170	43	160	8
46.826.18	16	185	47	175	8

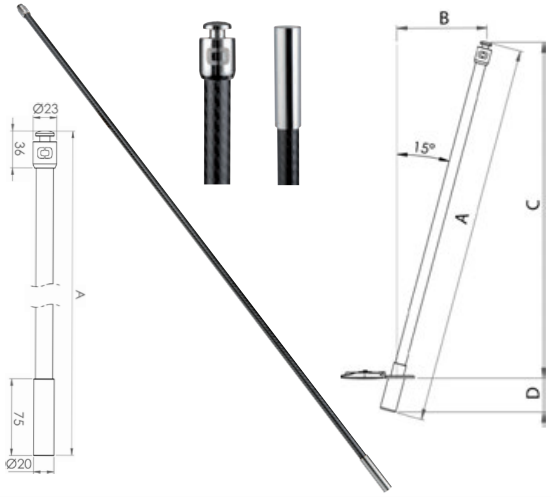

Stainless steel fastening bushing for Mickey system

Recess-fit AISI316 stainless steel bushing with fastening counter-ring. Available in 3 models.

Code	Description	Pole-Ø mm	⟷ mm					min/max deck thichness F mm
			A	B	C	D	E	
46.825.00	No lid	16	52	40	54	4	26	8/40
46.825.01	Rotary lid	16	58	58	54	5	26	2/50
46.825.02	Watertight lid	16	69	62	54	10	26	2/50

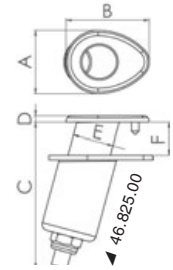

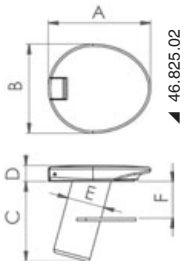

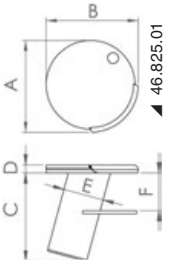

Fastening buckle for Mickey system

AISI316 stainless steel buckle for a simpler fastening of the Bimini top to the pole.

Code	⟷ mm		⟷ buckle for loop mm	
	A	B	1	2
46.825.09	74	50	40x5	20x3

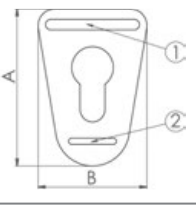

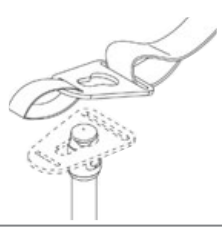

New — Mounting base on stainless steel pulpit Mickey system

Code **46.825.10**

Stainless steel AISI 316 bushing to be fixed where the pulpit crosses the support arm (to prevent bushing rotation).
Adaptable to pulpits with diameters from 30 to 34 mm and support arm diameters from 25 to 28 mm.
Accommodates a pulpit joint angle from 90° to 45°.
Designed with a 15° angle towards the bow or stern and a 12° outward tilt of the vessel to create a self-tensioning system and maximise the size of the awning (Screws included).



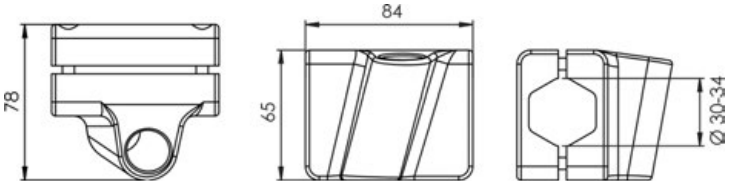

Bimini top with carbon tubes

OSCULATI

Bimini top modular system. High finish with mirror-polished swivel-lock bushings.



◢ 46.817.00

◢ Close-up of the fastening bushing

◢ 34.358.38/50

Carbon pole for Bimini top

The pole rotates by 90° inside the bushing and locks. The poles are fitted with tightening bushings.
Clamcleat for easy adjustment and tensioning of the Bimini top already mounted on the pole.
Compatible with recess-fit bushings 46.815.xx and 46.280.xx.
Fastening rope: eye spliced Dyneema rope. It can be used for direct installation on the Bimini top by means of a 10-mm Ø pawl or a snap hook. Rope not included with the pole.

Code	Ø mm	Height cm	Optional wall mounting clip
46.816.02	38	130	**34.358.38**
46.816.04	38	150	**34.358.38**
46.816.06	38	170	**34.358.38**
46.816.07	38	185	**34.358.38**
46.816.08	38	200	**34.358.38**
46.816.10	38	230	**34.358.38**
46.821.02	50	170	**34.358.50**
46.821.04	50	200	**34.358.50**
46.821.06	50	230	**34.358.50**

46.817.00 *MARLOW spliced line, length 130 cm with 50 cm adjustment*

◢ Close-up of the fastening bushing

◢ 46.817.00

◢ 34.358.38

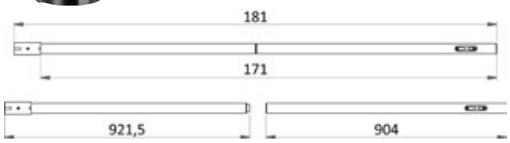

◢ 46.818.09

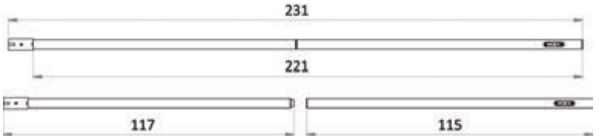

◢ 46.818.11

Removable carbon pole for Bimini top

2 PCS MOUNT POLE

The pole is made up of two section and is fitted with anticorodal aluminium bushings for fast mounting. Tightening bushings and a fastening line are also supplied. The pole rotates by 90° inside the busing and locks.
Clamcleat for easy adjustment and tensioning of the Bimini top already mounted on the pole.
Compatible with recess-mount bushings 46.815.00/01, the bulkhead mount bushing kit 46.815.10 and the bulkhead mount stowage system 34.358.38.
Fastening line made of spliced Dyneema with eye. It can be used for direct fastening to the Bimini top with a 10-mm Ø ball or a shackle.

Code	Ø mm	Height cm	No of sections
46.818.09	38	90/181	2
46.818.11	38	110/231	2

46.817.00 *MARLOW spliced line, length 130 cm with 50 cm adjustment*

34.358.38 *Bulkhead stowage system*

Recessed bushing for carbon pole with rotating cover

In stainless steel with a 180° rotating closure. Prepared for water drainage for pipe Ø 12 mm. The closure discreetly protects the glass when not in use. The closure can be customized with a logo upon request.

Code	For poles of Ø mm	Description	⟷ mm			
			A	B	C	D
46.815.00	38	Recess-fit bushing, straight	95	141.5	56	74
46.815.01	38	Recess-fit bushing, inclined at 6°	95	141.5	56	74
46.815.90	38	Mounting counterflange for recess-fit bushing	95	-	-	74
46.820.00	50	Recess-fit bushing, straight	108	150	70	90
46.820.01	50	Recess-fit bushing, inclined at 6°	108	150	70	90

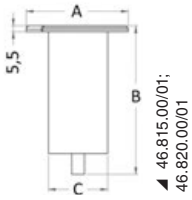

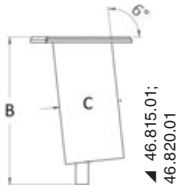

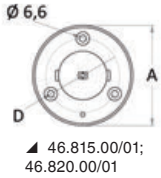

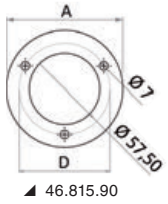

New — Recessed bushing for carbon pole with hinge cover

Made of stainless steel with locking hasp and staple, locking seal and mounting counterflange - 46.814.90.
Water drainage setup for a Ø 12 mm pipe, including mounting counterflange (code 46.814.90).
The closure discreetly protects the glass when not in use.
It is possible to customize the cap with a logo upon request.

Code	For poles of Ø mm	Description	⟷ mm			
			A	B	C	D
46.814.00	38	Recess-fit bushing, straight	95	141.5	56	74
46.814.01	38	6° angled recessed bushing	95	141.5	56	74
46.814.90	38	Extra mounting counterflange	100	-	-	-



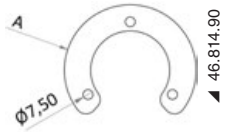

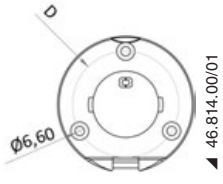

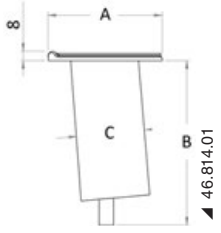

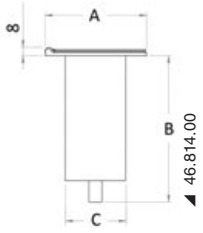

Wall bushing for carbon pole Ø 38 mm

Composed of a double bracket, lower and upper, wall-mounted for awning pole. The pole rotates 90° within the bracket and remains locked. High aesthetic finish system thanks to the mirror-polished surface and front logo.
Bulkhead mounting by means of two x M6x40 countersunk screws or longer ones. Blind lower support. Thru-hull upper support.

Code	For poles of Ø mm	Description	⟷ mm			
			A	B	C	D
46.815.10	38	Bulkhead bushing kit	92	106	65	74

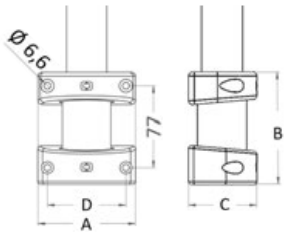

Bush for fixing on tubes for carbon pole Ø 38 mm

Double bracket to be applied to the mast base for pole attachment.
The bushings are made of stainless steel and are secured to the candlestick with a counterflange and two M6 screws.
Lower blind support, while the upper one is pass-through.

Code	For poles of Ø mm	Description	⟷ mm			
			A	B	C	D
46.815.12	38	Candlestick Bushing Kit	62	115	31	48

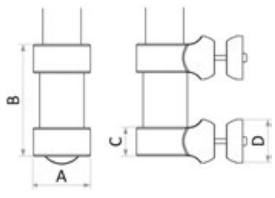

Awnings and equipment covers

Parasol folding sun umbrella, for boats

Anodized aluminium metal parts. Fiberglass tube frame, UV-resistant polyester cover. Complete with rubber base, fastening straps, and carry bag.

Code	Colour	⟷ cm			kg
		open	closed	max height	
46.891.01	white	200x200	13x13x165	265	4.8
46.891.02	blue	200x200	13x13x165	265	4.8
46.891.03	grey	200x200	13x13x165	265	4.8

Stainless steel or fiberglass tube telescopic awning for roll-bar

AISI 316

Attachment to the universal roll-bar, **not included**. Made of waterproof fabric with a structure in **stainless steel** AISI 316.

Bimini top	white	Blu navy	A cm	B cm	C cm	D cm	E* cm
Front	**46.906.01**	**46.906.11**	120	145	190	145/155	120x35
Front	**46.906.02**	**46.906.12**	130	150	190	160/170	130x35
Front	**46.906.03**	**46.906.13**	130	170	190	175/185	130x35
Front	**46.906.04**	**46.906.14**	130	190	190	195/205	130x35
rear	**46.906.22**	**46.906.32**	130	155	145	150/170	-

* *Disassembled dimensions*

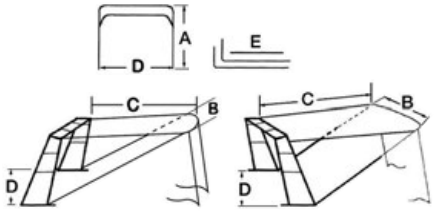

OCEANSOUTH

Awning with telescopic arms, rigid roofs, Flying Bridge roofs

Stainless steel telescopic arms (1.3/2 m) to slip into the fishing rod holder. Adjustable height. It can be folded when not in use.
Usable open up to a speed of 20 knots. ATLAS fabric 310 gr/m² waterproof, UV resistant and breathable.

Blu navy	A cm	B cm	C cm
46.907.01	180	150	120
46.907.03	210	210	150
46.907.05	260	200	170
46.907.07	260	230	200
46.907.09	290	260	230
46.907.11	290	290	260

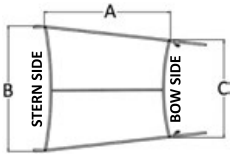

New Oceansouth T-Top extension

OCEANSOUTH

Extension kit designed to expand the shaded area.
To be installed universally on any T-Top equipped with at least 2 rod holders
220g/m² fabric in ATLAS waterproof and UV-resistant polyester; stainless steel telescopic tubes.
No tools or drilling required for installation; easily removable for storage after use.

white	Black	A cm	B cm
46.910.01	46.910.02	137	121
46.910.04	46.910.05	182	152

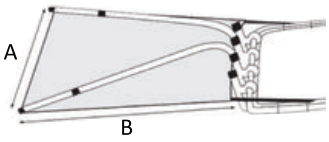

Front extension bimini top for T-tops

OCEANSOUTH

Made of ATLAS™ fabric, waterproof, UV resistant and breathable, 220 g/m².
Ideal to protect the cushions from the sun.

Blu navy	Black		A cm	B cm
48.198.01	48.198.11	New	200	275
48.198.03	48.198.13	New	245	290
48.198.04	48.198.14	New	275	305

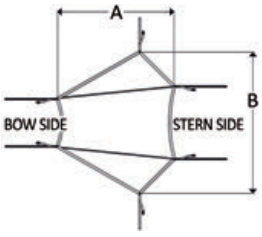

OCEANSOUTH awning

OCEANSOUTH

Manufactured from ATLAS™ 280 gr/m² UV-resistant fabric, grade 6/7. Rear central opening with tear system and lifting buckle.
Side fixing tapes included.

grey	Width cm	Length cm	Rear opening cm
46.899.01	250	240	85
46.899.02	300	320	120
46.899.03	360	420	1200

Support plate for handrails

Made of **white nylon**, designed to make an awning support arch using stainless steel handrails.

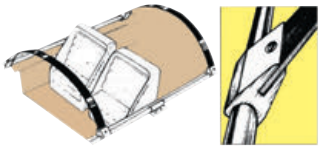

Code	For pipe Ø mm	ORDER BY BOX
46.107.10	22	2

58.660.52 *OPTIONAL Fibreglass bars*

Awning support plate

Made of **chromed brass**, when fixed to the handrails it forms an arch that supports the tarpaulin; fitted with **white PVC** cover.

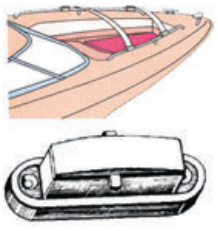

Code	ORDER BY BOX	Dimensions mm
46.108.00	2	67x14

58.660.52 *OPTIONAL Fibreglass bars*
58.660.45 *OPTIONAL Fibreglass bars*

OSCULATI

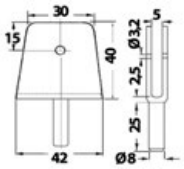

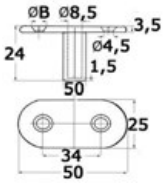

Fork + bushing

AISI 316

Made of **mirror polished precision cast AISI 316 stainless steel**; designed to create movable fibreglass or wooden arcs to support boat awnings.

Code	Flange bush mm	Fork pin Ø mm
46.109.00	25x50	8

58.660.45	*OPTIONAL Fiberglass bars*
58.660.50	*OPTIONAL Fiberglass bars*
58.660.51	*OPTIONAL Fiberglass bars*
58.660.52	*OPTIONAL Fiberglass bars*

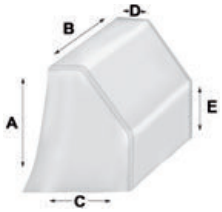

Console covers for open hulls

Polyurethane-coated polyester fabric, elastic edge for better fit. UV-resistant.

Code	Model	A cm	B cm	C cm	D cm	E cm	Material weight
46.509.03	M1	115	45	45	15	90	300 D
46.509.02	M2	90	70	80	15	65	300 D
46.509.05	M3	110	70	65	15	95	300 D
46.509.07	M4	125	90	70	15	100	300 D
46.509.08	M5	130	100	90	15	105	300 D
46.509.09	M6	135	110	120	15	110	300 D

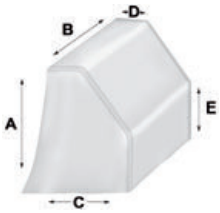

TESSILMARE control panel cover for open boats

Made of **water-resistant white polyester** fabric.

Code	Model	A cm	B cm	C cm	D cm	E cm
46.896.01	small	125	80	65	25	60
46.896.02	Medium	135	100	70	30	65
46.896.03	Large	145	120	75	35	70

OSCULATI

Fabric seat cover

Made of polyester fabric and waterproof polyurethane coating.

Code	⟷ AxBxH cm	Colour	Material weight	For seat
48.688.01	45x55x53	grey	300 D	Single-seater
48.688.02	60x60x65	grey	300 D	Single-seater
48.688.03	53x90x89	grey	300 D	Two-seat

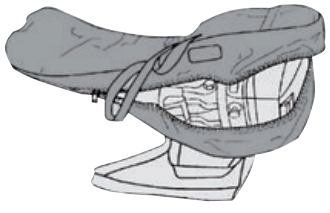

Protective storage bag for outboard engines

Made of sturdy **polyester** fabric, covered internally with shock-resistant padded material, oil and fuel resistant, nylon zip closure; adjustable straps suited to carry by hand or on the back; ideal for stowing auxiliary engines, for carrying or for winter storage.

Code	For outboard up to
46.151.00	5 HP
46.152.00	6/15 HP
46.153.00	20/30 HP

OSCULATI

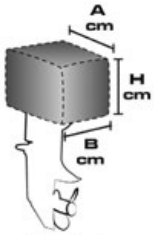

Engine covers made of fabric

Buildings made of polyester fabric with polyurethane waterproof coating.
UV resistant.

Code	⟷ cm			HP	Colour	Material weight
	A	B	H			
46.505.01	40	25	32	2/4	grey	300 D
46.505.02	48	27	35	5/15	grey	300 D
46.505.03	55	33	45	15/30	grey	300 D
46.505.04	63	35	50	30/60	grey	300 D
46.505.05	73	40	65	60/100	grey	300 D
46.505.06	75	45	75	100/150	grey	300 D

New Rudder wheel covers for sailing boats

Made of durable, breathable ATLAS 310 g/m² fabric that reduces condensation and provides excellent UV protection.

navy blue	Diameter Ø mm
46.183.01	610
46.183.02	812
46.183.03	915
46.183.04	1015
46.183.05	1115
46.183.06	1215
46.183.07	1315
46.183.08	1415
46.183.09	1515
46.183.10	1615

New Covers for sailing boat cockpit tables

Made of durable, breathable ATLAS 310 g/m² fabric that reduces condensation and provides excellent UV protection.

navy blue	Length cm	Width cm	Height cm
46.182.01	95	30	65
46.182.02	105	40	65
46.182.03	120	35	65
46.182.05	135	50	70
46.182.06	145	55	70

OCEANSOUTH Top Quality cover for 2/4-stroke outboard engine - Engine head

Version for engine head.
Made from waterproof, UV-resistant ATLAS™ polyester fabric, 340 g/m². This fabric has a soft finish inside to protect the paint even in case of impact. The seams are reinforced and sealed.

Code	⟷ cm			HP	Colour
	(L) length	(W) width	(H) height		
46.537.01	40	24	27	2-4	grey
46.537.02	52	27	32	5-15	grey
46.537.03	56	30	40	15-30	grey
46.537.04	62	36	49	30-60	grey
46.537.05	68	40	53	60-100	grey
46.537.06	74	46	58	115-150	grey
46.537.07	82	50	60	175-250	grey

OCEANSOUTH Top Quality cover for 2/4-stroke outboard engine - Complete engine

Version for the whole outboard engine.
Made from waterproof, UV-resistant ATLAS™ polyester fabric, 340 g/m².
This fabric has a soft finish inside to not mark the paint even when rubbed.
The seams are reinforced and sealed.
The closure is fitted with a reinforced profile and a 10# nylon zip fastener.

Code	HP	Circumference cm	Height cm (H)	Colour
46.538.01	Up to 3.5	126	98	grey
46.538.02	3.5-6	140	110	grey
46.538.03	8-20	150	125	grey
46.538.04	9.9-30	165	137	grey
46.538.05	25-60	180	144	grey
46.538.06	30-90	200	170	grey
46.538.07	70-150	226	190	grey
46.538.08	135-250	248	197	grey
46.538.09	200-350	254	198	grey
46.538.10	225-350	254	210	grey

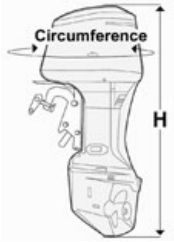

OCEANSOUTH

Tailored cover for Mercury engines

Specifically shaped for the engine model, suitable for open area storage. Made of ATLAS 340 g/m² fabric, waterproof, breathable and UV resistant.

For engine head		For complete engine	Colour	Motor	HP	Year	Leg
To be used when the engine is off	Ventilated – can also be used during navigation						
-	**46.540.34**	-	Black	V12 7,6L	600	2021>	-
-	**46.540.38** New	-	white	V12 7,6L	600	2021>	-
-	-	**46.550.49**	Black	V12 7,6L	600	2021>	25"
-	-	**46.550.50**	Black	V12 7,6L	600	2021>	30"
-	-	**46.550.51**	Black	V12 7,6L	600	2021>	35"
-	**46.540.37** New	-	Black	V10 5.7L	400	2023>	-
-	**46.540.39** New	-	white	V10 5.7L	400	2023>	-
-	**46.540.35**	-	Black	V8 4.6L	250/450	2018>	-
-	**46.540.40** New	-	white	V8 4.6L	250/450	2018>	-
-	-	**46.550.02**	Black	V8 4.6L	250/450	2018>	25"
-	-	**46.550.03**	Black	V8 4.6L	250/450	2018>	30"
46.540.01	**46.540.11**	**46.550.04**	Black	Verado 6 cylinder 2.6L	200/400	2005>	25"
-	-	**46.550.05**	Black	Verado 6 cylinder 2.6L	200/400	2005>	30"
-	**46.540.36**	**46.550.07**	Black	V6 3.4L	175/225	2018>	25"
-	**46.540.41** New	-	white	V6 3.4L	175/225	2018>	-
-	-	**46.550.08**	Black	V6 3.4L	175/225	2018>	30"
46.540.02	**46.540.12**	**46.550.09**	Black	Verado 4T 1.7L cc	135/200	2005>	20"
-	-	**46.550.10**	Black	Verado 4T 1.7L cc	135/200	2005>	25"
46.540.03	**46.540.13**	**46.550.12**	Black	4 cylinder 4T 3L	135/150	2011>	20"
-	-	**46.550.13**	Black	4 cylinder 4T 3L	135/150	2011>	25"
46.540.04	**46.540.14**	**46.550.15**	Black	4 cylinder 4T 2.1L	75/115	2014>	20"
-	-	**46.550.16**	Black	4 cylinder 4T 2.1L	75/115	2014>	25"
46.540.05	**46.540.15**	-	Black	4 cylinder 4T 995 cc	40/60	2008>	15"
-	-	**46.550.19**	Black	4 cylinder 4T 995 cc	40/60	2008>	20"
-	-	**46.550.20**	Black	4 cylinder 4T 995 cc	40/60	2008>	25"
46.540.06	**46.540.16**	**46.550.21**	Black	3 cylinder 4T 747 cc	40	2008>	15"
-	-	**46.550.22**	Black	3 cylinder 4T 747 cc	40	2008>	20"
-	**46.540.23**	-	Black	3 cylinder 4T 500 cc	25/30	2022>	-
-	**46.540.24**	**46.550.24**	Black	3 cylinders 4T 526 cc	25/30	2007>	15"
-	-	**46.550.26**	Black	3 cylinders 4T 526 cc	25/30	2007>	20"
-	**46.540.18**	**46.550.27**	Black	2 cylinder 4T 333 cc	15/20	2018>	15"
-	-	**46.550.28**	Black	2 cylinder 4T 333 cc	15/20	2018>	20"
-	**46.540.19**	**46.550.30**	Black	2 cylinder 4T 209 cc	8/9.9	2006>	15"
-	-	**46.550.31**	Black	2 cylinder 4T 209 cc	8/9.9	2006>	20"
-	**46.540.20**	**46.550.33**	Black	1 cylinder 4T 123 cc	4/5/6	2012>	15"
-	-	**46.550.34**	Black	1 cylinder 4T 123 cc	4/5/6	2012>	20"
-	**46.540.21**	**46.550.36**	Black	1 cylinder 4T 85 cc	2.5/3.5	2007>	15"
-	-	**46.550.37**	Black	1 cylinder 4T 85 cc	2.5/3.5	2007>	20"

OCEANSOUTH

Tailored cover for Evinrude engines

Specifically shaped for the engine model, suitable for open area storage. **Colour grey/blue.** Made from ATLAS 340 g/m² waterproof, breathable, and UV resistant fabric.

To be used when the engine is off	Ventilated – can also be used during navigation	Motor	HP	Year
46.543.01	**46.543.11**	G2 V6 3.4L	225/300HP	2014>
-	**46.543.35**	G2 V6 2.7L	150/175/200HP	2016>
46.543.02	**46.543.12**	E-TEC-V6 3.3L	225/300HP	2005-2016
46.543.03	**46.543.13**	V6 2.6L	150/175/200HP	2004>
46.543.04	**46.543.14**	E-TEC-V4 1.7L	90/115/130HP	2005>
46.543.05	**46.543.15**	E-TEC 3CYL	60/75/90HP	2003>
46.543.06	**46.543.16**	E-TEC 2CYL	40/50/60HP	2003>

Tailored cover for Yamaha engines

Specifically shaped for the engine model, suitable for open area storage. Made of ATLAS 340 g/m² fabric, waterproof, breathable and UV resistant.

For engine head		For complete engine	Colour	Motor	HP	Year	Leg
To be used when the engine is off	Ventilated – can also be used during navigation						
-	**46.541.35**	**46.551.01**	grey	XTO V8 5.6L	375/425/450	2018>	25"
-	**46.541.56** New	-	white	XTO V8 5.6L	375/425/450	2018>	-
-	-	**46.551.02**	grey	XTO V8 5.6L	375/425/450	2018>	30"
-	-	**46.551.03**	grey	XTO V8 5.6L	375/425/450	2018>	35"
46.541.01	-	**46.551.04**	grey	V8 4T 5.3L	350	2007>	25"
-	-	**46.551.05**	grey	V8 4T 5.3L	350	2007>	30"
-	**46.541.54** New	-	white	V6 4.2L and 4.3L	F225/250/300 & F350 (2024)	2021>	-
46.541.42	-	-	grey	V6 4T 4.2L	F225/250/300	2021>	-
-	**46.541.52**	-	grey	V6 4.2L and 4.3L	F225/250/300 & F350 (2024)	2021>	-
46.541.02	**46.541.12**	**46.551.07**	grey	V6 4T 4.2L	F225F/F250D/ F300B	2010-2020	25"
-	-	**46.551.08**	grey	V6 4T 4.2L	F225F/F250D/ F300B	2010-2020	30"
46.541.03	**46.541.13**	**46.551.10**	grey	4-cylinder 4T 2.8L	F150/175/200	2015>	20"
-	**46.541.24** New	-	grey	4-cylinder 4T 2.8L	F150D/F175A/ F200F	2023>	-
-	**46.541.55** New	-	white	4-cylinder 4T 2.8L	F150D/F175A/ F200F	2023>	-
-	-	**46.551.11**	grey	4-cylinder 4T 2.8L	F150/175/200	2015>	25"
46.541.04	-	-	grey	4 cylinders 4T 2.7L	F150D	2013<	-
46.541.05	**46.541.15**	**46.551.13**	grey	4 cylinders 4T 1.8L	115/130	2014>	20"
-	-	**46.551.14**	grey	4 cylinders 4T 1.8L	115/130	2014>	25"
46.541.06	**46.541.16**	**46.551.19**	grey	4 cylinders 4T 996 cc	F50/60/70	2010>	20"
46.541.07	**46.541.17**	**46.551.21**	grey	3 cylinder 4T 747 cc	F30/40	2009>	20"
46.541.08	**46.541.18**	-	grey	2 cylinders 4T 498 cc	F25 D	2010>	20"
-	**46.541.19**	**46.551.23**	grey	2 cylinders 4T 432 cc	F25 C/G	2017>	15"
-	-	**46.551.24**	grey	2 cylinders 4T 432 cc	F25 C/G	2017>	20"
-	**46.541.30**	**46.551.26**	grey	2 cylinders 4T 362 cc	F15C/F20B	2007>	15"
-	-	**46.551.27**	grey	2 cylinders 4T 362 cc	F15C/F20B	2007>	20"
-	**46.541.21**	**46.551.29**	grey	2 cylinders 4T 212 cc	F8F/F9.9J	2013>	15"
-	-	**46.551.30**	grey	2 cylinders 4T 212 cc	F8F/F9.9J	2013>	20"
-	**46.541.22**	**46.551.32**	grey	1 cylinder 4T 139 cc	F4B/F5A/F6C	2010>	15"
-	-	**46.551.33**	grey	1 cylinder 4T 139 cc	F4B/F5A/F6C	2010>	20"
-	**46.541.23**	**46.551.35**	grey	1 cylinder 4T 72 cc	F2.5	2015>	15"

OCEANSOUTH

ATLAS

OCEANSOUTH

ATLAS

Tailored cover for Honda engines

Specifically shaped for the engine model, suitable for open area storage. Made of ATLAS 340 g/m² fabric, waterproof, breathable and UV resistant.

Ventilated – can also be used during navigation	For complete engine	Colour	Motor	HP	Year	Leg
46.544.10 New	-	grey	BF350 V8 4.9L	350	2024>	-
46.544.32 New	-	white	BF350 V8 4.9L	350	2024>	-
46.544.11	-	grey	BF175/200/225/250 V6 3.6L	175/250	2019>	20"
46.544.31 New	-	white	BF175/200/225/250 V6 3.6L	175/250	2019>	-
-	**46.553.00**	grey	BF175/200/225/250 V6 3.6L	175/250	2019>	25"
-	**46.553.01**	grey	BF175/200/225/250 V6 3.6L	175/250	2019>	30"
-	**46.553.02**	grey	BF250 V6 3.6L	250	2011-2018	25"
-	**46.553.03**	grey	BF250 V6 3.6L	250	2011-2018	30"
46.544.12	-	grey	BF175/200/225 V6 3.5L	175/225	2010 >	20"
-	**46.553.05**	grey	BF175/200/225 V6 3.5L	175/225	2010 >	25"
-	**46.553.06**	grey	BF175/200/225 V6 3.5L	175/225	2010 >	30"
46.544.23	-	-	BF115/140/150 4 cylinders 2.3L	115/140/150	2022 >	-
46.544.13	**46.553.07**	grey	BF115/135/150 4 cylinders 2.3L	115/135/150	2010 >	20"
-	**46.553.08**	grey	BF115/135/150 4 cylinders 2.3L	115/135/150	2010 >	25"
46.544.14	**46.553.10**	grey	BF75/80/90/100 4 cylinders 1.5L	75/80/90/100	2014 >	20"
-	**46.553.11**	grey	BF75/80/90/100 4 cylinders 1.5L	75/80/90/100	2014 >	25"
46.544.15	**46.553.13**	grey	3 cylinders 1L	60	2009>	20"
-	**46.553.14**	grey	3 cylinders 1L	60	2009>	25"
46.544.16	**46.553.16**	grey	BF40/50 3 cylinders 808 cc	40/50	2017 >	20"
-	**46.553.17**	grey	BF40/50 3 cylinders 808 cc	40/50	2017 >	25"
46.544.17	**46.553.19**	grey	3 cylinders 552 cc	25/30	2002 >	15"
-	**46.553.20**	grey	3 cylinders 552 cc	25/30	2002 >	20"
46.544.18	**46.553.22**	grey	BF 15/20 2 cylinders 350 cc	15/20	2002 >	15"
-	**46.553.23**	grey	2 cylinders 350 cc	15/20	2002 >	20"
46.544.19	**46.553.25**	grey	BF8/9.9/10 2 cylinders 222 cc	8/9.9/10	2000 >	15"
-	**46.553.26**	grey	BF8/9.9/10 2 cylinders 222 cc	8/9.9/10	2000 >	20"
46.544.20	**46.553.28**	grey	BF4/5/6 1 cylinders 127 cc	4/5/6	2016 >	15"
-	**46.553.29**	grey	1 cylinders 127 cc	4/6	2016 >	20"
46.544.21	**46.553.31**	grey	BF 2.3 1 cylinders 57 cc	2.3	2014 >	15"

Tailored cover for Suzuki engines

Specifically shaped for the engine model, suitable for open area storage. Made of ATLAS 340 g/m² fabric, waterproof, breathable and UV resistant.

For engine head		For complete engine	Colour	Motor	HP	Year	Leg
To be used when the engine is off	Ventilated – can also be used during navigation						
-	**46.542.35**	**46.552.01**	Black	V6 4T 4-4L	DF325/350	2017>	25"
-	**46.542.40** New	-	white	V6 4T 4-4L	DF325/350	2017>	-
-	-	**46.552.02**	Black	V6 4T 4-4L	DF325/350	2017>	30"
46.542.01	**46.542.11**	**46.552.04**	Black	V6 4T 4L	DF250AP/300AP	2012>	25"
-	**46.542.41** New	-	white	V6 4T 4L	DF250AP/300AP	2012>	-
-	-	**46.552.05**	Black	V6 4T 4L	DF250AP/300AP	2012>	30"
46.542.02	**46.542.12**	**46.552.07**	Black	V6 4T 3.6L	DF200/225/250	2003>	25"
-	-	**46.552.08**	Black	V6 4T 3.6L	DF200/225/250	2003>	30"
46.542.03	**46.542.13**	-	Black	4-cylinder 4T 2.8L	DF150/DF175	2005>	-
-	**46.542.23**	**46.552.10**	Black	4-cylinder 4T 2.8L	DF150AP/175AP/ 200AP	2014>	25"
-	**46.542.43** New	-	white	4-cylinder 4T 2.8L	DF150AP/175AP/ 200AP	2014>	-
-	-	**46.552.11**	Black	4-cylinder 4T 2.8L	DF150AP/175AP/ 200AP	2014>	30"
46.542.44	**46.542.54**	**46.552.14**	Black	4-cylinder 4T 2L	DF115BG/140BG	2021>	20"
-	**46.542.42** New	-	white	4-cylinder 4T 2L	DF115BG/140BG	2021>	-
-	-	**46.552.15**	Black	4-cylinder 4T 2L	DF115BG/140BG	2021>	25"
46.542.04	**46.542.14**	**46.552.16**	Black	4-cylinder 4T 2L (<2020)	DF100/115/140A	2012-2020	20"
-	**46.542.64** New	-	white	4-cylinder 4T 2L (<2020)	DF100/115/140A	2012-2020	-
-	-	**46.552.17**	Black	4-cylinder 4T 2L (<2020)	DF100/115/140A	2012-2020	25"
46.542.05	**46.542.15**	**46.552.19**	Black	4-cylinder 4T 1.5L	DF70/80/90A	2008>	20"
-	**46.542.45** New	-	white	4-cylinder 4T 1.5L	DF70/80/90A	2008>	-
-	-	**46.552.20**	Black	4-cylinder 4T 1.5L	DF70/80/90A	2008>	25"
46.542.06	**46.542.16**	**46.552.22**	Black	3-cylinder 4T	DF40/50/60A	2010>	20"
-	**46.542.46** New	-	white	3-cylinder 4T	DF40/50/60A	2010>	-
-	-	**46.552.23**	Black	3-cylinder 4T	DF40/50/60A	2010>	25"
46.542.07	**46.542.17**	**46.552.25**	Black	3-cylinder 4T (>2014)	DF25A/30	2014>	20"
-	-	**46.552.26**	Black	3-cylinder 4T (>2014)	DF25A/30	2014>	25"
-	**46.542.18**	**46.552.28**	Black	2-cylinder 4T 327 cc	DF15/20A	2012>	15"
-	-	**46.552.29**	Black	2-cylinder 4T 327 cc	DF15/20A	2012>	20"
-	**46.542.19**	**46.552.31**	Black	1-cylinder 4T 208 cc	DF8/9.9A	2010>	15"
-	-	**46.552.32**	Black	1-cylinder 4T 208 cc	DF8/9.9A	2010>	20"
-	**46.542.20**	**46.552.33**	Black	1-cylinder 4T 138 cc	DF4/5/6A	2002>	15"
-	-	**46.552.34**	Black	1-cylinder 4T 138 cc	DF4/5/6A	2002>	20"
-	**46.542.21**	**46.552.36**	Black	1-cylinder 4T 68 cc	DF2.5	2006>	15"

OCEANSOUTH

ATLAS

Accessories for rubber dinghy covers

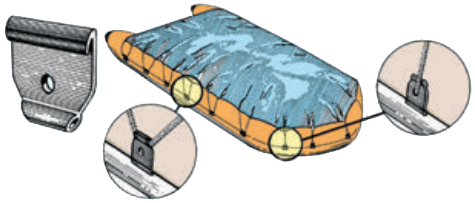

Plastic hooks

Designed to fasten RIB covers onto rubbing strake; can be used vertically or with the continuous shock cord.

Code	Colour	ORDER BY BOX
66.111.00	Black	12



Plastic hook

Designed for ribs' canopies, fitted with 25mm belt adjuster

Code	Colour	ORDER BY BOX
66.592.00	Black	12

Tarpaulins and boat covers



Boat cover - suitable for open boats with central control panel

Made of sturdy waterproof and UV-resistant polyester fabric in **grey or blue colour (until stock lasts). Its rugged structure makes it suitable for use when the boat is being trailed on the road.**

Code	Suitable for boats	
	Length m	Width m
46.170.01	4.2 / 4.4	1.8
46.170.03	4.4 / 4.7	1.9
46.170.05	4.8 / 5.2	2
46.170.07	5.3 / 5.7	2.1
46.170.09	5.8 / 6.3	2.4
46.170.11	6.3 / 6.8	2.4
46.170.13	7 / 7.7	2.6

OSCULATI

Cover for inflatables/tenders

Made of polyester fabric with waterproof polyurethane coating, elastic on the perimeter for better fitting to the boat broadsides. UV resistant. Double seams, perimeter rings to tension the cover.

Code	Tender A length cm	Colour	Material weight
46.501.01	240 - 300	grey	300 D
46.501.02	304 - 360	grey	300 D

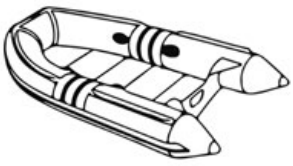

OSCULATI

◢ 46.503.13

◢ 46.503.01

Cover for open hulls with central steering dashboard/decked hulls with windscreen

Made of polyester fabric with waterproof polyurethane coating, elastic on the perimeter for better fitting to the boat broadsides. UV resistant. Double seams, perimeter rings to tension the cover.

Code	Boat size		Colour	Material weight
	length A cm	width B cm		
46.503.01*	427/488	180	grey	300D
46.503.03	427/488	210	grey	300D
46.503.06	488/564	225	grey	300D
46.503.07	518/579	244	grey	300D
46.503.09	550/610	240	grey	300D
46.503.11	580/650	250	grey	300D
46.503.13	630/710	260	grey	600D
46.503.15	700/780	270	grey	600D

* *Low console*

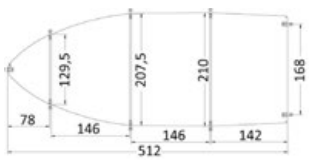

◢ 46.503.01

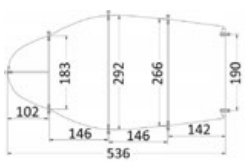

◢ 46.503.03

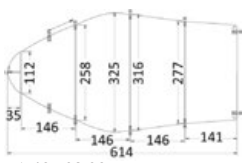

◢ 46.503.06

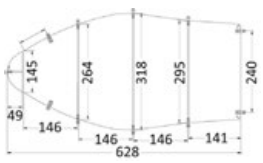

◢ 46.503.07

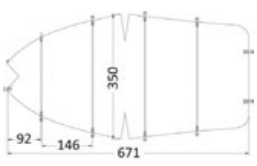

◢ 46.503.09

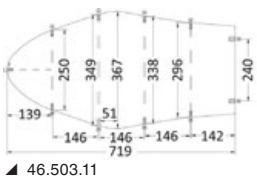

◢ 46.503.11

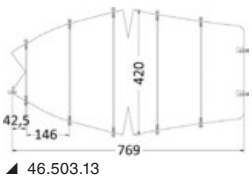

◢ 46.503.13

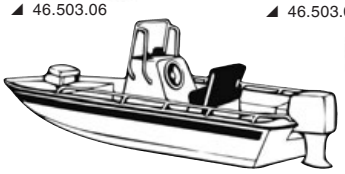

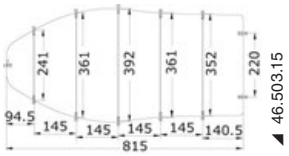

◢ 46.503.15

Dinghy cover

Suitable for round/square tip inflatables. Designed to fully cover the outboard motor as well. ATLAS fabric 280 g/m², waterproof, breathable and UV resistant. Can be used for towing on a road trailer.

Code	Dinghy size		tarpaulin		Colour
	Length cm	Width cm	Length cm	Width cm	
46.166.01	230/260	150	328	235	grey
46.166.02	260/290	155	358	245	grey
46.166.03	290/320	165	393	255	grey
46.166.04	320/360	175	433	266	grey
46.166.05	360/390	190	465	281	grey
46.166.06	390/430	200	511	300	grey
46.166.07	430/470	210	551	310	grey

Open hull tarpaulin

Accepts lateral holdfasts up to 150 mm in height. Manufactured from waterproof, breathable, and UV-resistant ATLAS polyester weighing 280 g/m². Can be used for towing on road trailers.

Code	Boat size		tarpaulin	
	Length cm	max width cm	Length cm	Width cm
46.203.21	370/390	170	450	215
46.203.31	390/410	180	470	225
46.203.41	410/430	195	490	240
46.203.51	430/450	205	510	250
46.203.56	450/470	205	530	250
46.203.61	470/500	225	560	270
46.203.62	500/530	225	590	270

UNIVERSAL STORAGE tarpaulin

Suitable for: open hulls, decked/half-decked hulls with or without windshield, hulls with central/lateral steering dashboard.
Suitable for seasonal storage. Breathable and UV-resistant fabric.

Code	Boat size		tarpaulin		Colour
	Length cm	max width cm	Length cm	Width cm	
46.167.02	400/450	205	522	280	grey
46.167.03	450/540	240	595	340	grey
46.167.04	540/640	260	719	340	grey

Universal multipurpose cover

Suitable for: hulls; decked / semi-decked boats with or without windshield; boats with central / side steering console. ATLAS fabric 220 g/m², robust, waterproof, breathable and UV resistant. Can be used for towing on a road trailer.
Suitable for long-term indoor/outdoor storage.

Code	Boat size		tarpaulin		Colour
	Length cm	max width cm	Length cm	Width cm	
46.169.02	400/450	205	522	280	grey
46.169.03	450/540	240	595	340	grey
46.169.04	540/640	260	718	355	grey

Centre Console tailored cover for open hulls with centre console.

Made from ATLAS fabric 280 g/m², waterproof, breathable, and UV resistant. Can be used for towing on a road trailer.

Code	Boat size		tarpaulin		Colour
	Length cm	max width cm	Length cm	Width cm	
46.172.01	470/500	225	582	327	grey
46.172.02	500/530	240	612	342	grey
46.172.03	530/560	240	642	342	grey
46.172.04	560/590	245	672	347	grey
46.172.05	590/630	250	712	352	grey
46.172.06	630/670	250	752	352	grey

OCEANSOUTH

Jumbo made-to-measure cover for cabins/semicabins/T-TOP

Made from ATLAS fabric 280 g/m², waterproof, breathable and UV resistant. Can be used for towing on a road trailer.

Code	Boat size			⟷ tarpaulin		Colour
	Length cm	max width cm	max height from stringer cm	Length cm	Width cm	
46.171.01	580/640	240	135	818	530	grey
46.171.02	640/700	250	135	883	550	grey
46.171.03	700/760	270	150	948	570	grey
46.171.04	760/820	290	150	1008	590	grey

OCEANSOUTH

New **Taurpalin for cabin runabouts with inboard engine**

Made of ATLAS fabric ATLAS 280 g/m², waterproof, breathable and UV resistant. Double stitching for increased durability.

Code	Boat size		⟷ tarpaulin		Colour
	Length cm	max width cm	Length cm	Width cm	
46.171.10	670/720	270	940	490	grey
46.171.11	720/780	270	1000	490	grey
46.171.12	780/840	290	1060	500	grey
46.171.13	840/900	310	1120	520	grey
46.171.14	900/960	310	1180	530	grey
46.171.15	960/1020	310	1240	540	grey

OCEANSOUTH

New **Tailored tarpaulin for open hulls with T-TOP**

Made of ATLAS fabric ATLAS 240 g/m², waterproof, breathable and UV resistant. Double stitching for increased strength.
Recommended for trailer towing at low speed, max 60 km/h.
Whether purchased for a double-engine boat, buy a larger size.

Code	Boat size		Colour
	Length cm	max width cm	
46.171.46	720/750	260	grey
46.171.47	750/780	260	grey
46.171.48	780/810	300	grey
46.171.49	810/840	300	grey
46.171.50	840/870	300	grey
46.171.51	870/900	300	grey
46.171.52	900/930	300	grey
46.171.53	930/960	300	grey
46.171.54	960/990	300	grey
46.171.55	990/1020	300	grey

OCEANSOUTH

Tailored tarpaulin for dinghies

Opening for A-frame, if any.
ATLAS fabric 280 g/m², waterproof, breathable and UV resistant. Can be used for towing on a road trailer.
Zip and hoop&loop fastening. Two Cam Cleats make it easy to stretch the tarpaulin.

Code	Dinghy size		⟷ tarpaulin		Colour
	Length cm	Width cm	Length cm	Width cm	
46.165.01	470/500	230	600	370	grey
46.165.02	510/530	230	660	380	grey
46.165.03	540/560	230	700	390	grey
46.165.04	570/590	230	730	400	grey
46.165.05	600/630	230	760	420	grey
46.165.06	640/670	250	790	430	grey
46.165.07	680/710	280	840	450	grey
46.165.08	720/750	280	870	460	grey
46.165.09	760/790	280	910	470	grey
46.165.10	800/830	280	950	480	grey
46.165.11	840/870	310	1000	500	grey
46.165.12	880/910	310	1050	510	grey

Tailored tarpaulin for inflatables with T-Top and central guide

Made of ATLAS 280 g/m² waterproof, breathable and UV resistant fabric.
Double stitching for increased durability

Code	Dinghy size		tarpaulin		Colour
	Length cm	Width cm	Length cm	Width cm	
46.165.21	720/750	280	950	660	grey
46.165.22	760/790	280	980	660	grey
46.165.23	800/830	280	1020	660	grey
46.165.24	840/870	310	1060	670	grey
46.165.25	880/910	310	970	610	grey
46.165.26	920/950	320	1020	630	grey
46.165.27	960/990	320	1060	630	grey
46.165.28	1000/1050	320	1110	630	grey
46.165.29	1060/1100	320	1160	630	grey

OCEANSOUTH

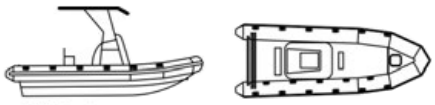

Rib Boat

ATLAS

TESSILMARE cover for boats with windscreen and Day Cruiser.

Made of 1000-denier heavy duty fabric, also suitable for transport on boat trailers. Made of very sturdy Supermare fabric.

Code	Hull length cm	Tarpaulin size cm
46.178.20	430/460	510x250
46.178.30	470/500	550x280
46.178.40	510/550	600x292
46.178.50	560/600	620x270
46.178.55	620/650	690x300
46.178.60	670/700	745x320

TESSILMARE

Telescopic support for covers

Made of **anodized light** alloy, fitted with wide soft **PVC** top support to avoid damaging the tarpaulin.

Code	Pipe Ø mm	Adjustable from cm
46.100.01	25/30	75/120
46.100.02	25/30	90/160

OSCULATI



Telescopic support for covers

Made of 22/25-mm Ø aluminium tube. Fitted with upper and lower Wheels-like rests for better stability. It comes with 20-m adjustable fastening belts and snap buckles.

Code	Description	For hulls max m
46.100.04	Cover support	7.5

Elastic hooks

Code	Colour	Length mm
46.091.80	white	80
46.092.80	Black	80



Boat cover vent

Easy to fasten (as little as 4 screws), it keeps air circulating under your boat cover to fight mold and mildew.

Code	Description	mm
46.102.00	Air vent	107x112

◢ 1

◢ 1

◢ 2

◢ 1

INDOOR sea cover

Polyethylene sheet to protect boats in marinas. Supplied in 50-m rolls with continuous elastics on the outer sides.
It comes in rolls of 50 m, with two continuous elastics inserted on the outer edges.

Installation instructions
1) Unroll the cover from stern to bow, keeping central to the vessel, leaving an excess of about 50 cm on each side.
2) Apply two ties spaced about 30 cm apart and cut the covering used from the rest of the coil.
3) Extract the elastics and tie them.
4) Open the cover on the vessel.
5) Pull the elastic from one end and tie it to keep it under tension.
6) Use the specific pre-cuts with reinforcements if necessary to connect the transverse perimeter elastic.

Code	Cover width m	Roll length m
46.174.00	4	50
46.174.01	6	50
46.174.02	8	50
46.174.03	10	50
46.174.04	15	50

◢ 3

◢ 4

◢ 5

◢ 6

Marine heat-shrink covering

White polyethylene heat-shrink film. Special additive for UV-ray resistance. Ideal covering to protect whatever boat from dirt, minor impacts, high temperature, etc. during laying up/transport. Easy application by spreading the product from bow to stern and heating it up with the dedicated heat guns.

Product sold in rolls (price depends on weight).

Code	Film width m	Roll length m	Roll height m	Thick-ness mm	Appro-ximate weigth kg	Bending	UV ray resistance
46.176.07 New	6	50	1.5/1.6	0.2	62	bellows-bending	**12 months guaranteed**
46.176.08	8	50	1	0.2	77.7	multiple bending	**12 months guaranteed**
46.176.10	10	50	1.25	0.2	97.1	multiple bending	**12 months guaranteed**
46.176.12	12	50	1.5	0.2	116.5	multiple bending	**12 months guaranteed**
46.176.14	14	50	1.75	0.2	135.9	multiple bending	**12 months guaranteed**
46.176.17 New	16	50	2	0.2	161	multiple bending	**12 months guaranteed**

◢ 46.176.08/10/12/14/17

◢ 46.176.07

Air vents for heat-shrinking covering

Good protection against the ingress of unwanted external agents to prevent condensate, mould and bad odours

Code	Description
46.188.01	Piercieng triangular vent
46.188.02	Adhesive round vent

46.188.02

Rafale Black Edition + propane gas shrinkforming gun

Propane gas shrinkforming gun for polyethylene. Weighing 1.17 kg, and combining ergonomics and comfortable noise levels (88dB at 1-m distance - 85dB), Rafale Black Edition has been designed to limit user's fatigue as much as possible, even after several working hours. Air consumption: 48 to 72.2 m³/h; flow: 3.2 to 4.8 kg/h. 1.3-mm diameter injector, 360° swivelling head for use in any position. Aluminium nozzle surrounded by a double protection, which means that it always stays warm regardless of the duration and intensity of use. Power can be set from 44 to 66 kW/h. Delivered in a case containing: pressure regulator adjustable from 1.5 to 3.5 bar, 8-m rubber hose complying with NF EN 559, 1 instruction manual, 1 pair of gloves, 1 heat deflector. CE mark No 4450.

Code	Description
46.177.00	Propane gas shrinkforming gun (faucet not included)
46.177.10	Pressure regulator and pressure gauge for shrinkforming gun with fitting for Algeria, Belgium, Spain, France, Hungary, Luxembourg, Morocco, Holland, Poland, Portugal, Czech Republic, Switzerland, Tunisia.
46.177.12	Pressure regulator and pressure gauge for shrinkforming gun with fitting for UK, Canada, Ireland.
46.177.13	Pressure regulator and pressure gauge for shrinkforming gun with fitting for Italy and Greece.
46.177.15	Pressure regulator and pressure gauge for shrinkforming gun with fitting for Turkey.
46.177.16	Pressure regulator and pressure gauge for shrinkforming gun with fitting for Russia.

To use the gun, also order the suitable fitting (to be chosen depending on the country of use).

46.177.00

46.177.00


46.177.10/12/13/15/16

Gas cylinder trolley

The cylinder trolley is easy to assemble, lightweight, foldable, and manageable.
Comes with straps that serve to secure the cylinder during transport and a special support for the heat gun (code **46.177.00**).

Code	Max load kg	Wheel Ø mm	⟷ mm		kg
			open (LxWxH)	closed (LxWxH)	
46.177.30	13	145	106x45x40	60x40x26	7.5

Heat-shrinking polyethylene adhesive tape

To join, seal and repair heat-shrinking film. Also used when installing fixtures such as doors, openings, vents, etc. Resistant to abrasion, UV rays, weather and chemical agents.

Code	Width mm	Length mm
46.186.00	50	33
46.186.01	96	55

Polyethylene doors and openings.

To enable access to the structure.

Code	Outside mm	Closing
46.187.01	1750x750	Zip

Mickey Self-Tensioning Bimini System — **46.826.xx / 46.825.xx**

Self-tensioning, modular and indipendent

Flexible Poles | Carbon Fiber | UV-resistant | Quick Installation

www.osculati.com



Outboard brackets

Outboard brackets with plastic board

All made with **white plastic** high resistance.

Code	Version	For outboard up to	Board mm
47.381.00	With polished stainless steel back for wall or transom mounting.	12 HP or 35 kg	289x200
47.382.00	With angled stainless steel backs for mounting **on the platform**	8 HP or 30 kg	289x200
47.383.00	With central stainless steel tube, bracket for mounting on the transom pulpit, pipes Ø 22/25 mm, preparation for drilling pipes Ø 22/25 mm.	12 HP or 35 kg	289x200
47.384.00	Only plastic plate, complete with ten screws and nuts for mounting, preparation for drilling for pipes Ø 22/25 mm.	12 HP or 35 kg	289x200

OSCULATI





Fixed brackets for transom mounting

Polished stainless steel block cheeks, **lacquered beech** wood board.

Code	Board mm	For outboard up to	⟷ AxBxC mm
47.377.00	280x194	12 HP or 35 kg	200x286x195

OSCULATI

Outboard brackets for deck-mounting

Deck mounting with polished **stainless steel** sides, **marine mahogany plywood** board; designed for boats with the latest generation transom shape, built-in design; for mounting on the upper navigating bridge side.

Code	Board mm	For outboard up to	⟷ AxBxC mm
47.379.00	290x195	8 HP or 30 kg	200x285x195

OSCULATI

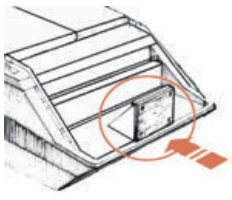



Auxiliary outboard engine bracket for stern mounting, reduced fit model

Designed to provide a better immersion of the outboard foot; fitted with highly-resistant pad.

Code	Overhang mm	For outboard up to	Mounting Plate mm
47.376.13	140	15 HP or kg 40	175x178

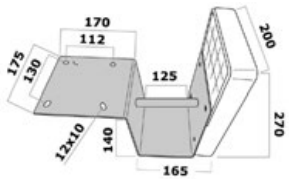

Heavy Duty engine support for wall mounting

Made of stainless steel with high-resistance technopolymer board.

Code	Plates mm	Board mm	For outboard up to	kg
47.385.00	155x211	205x260x43	45 kg	3.75

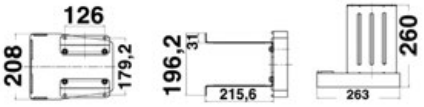

Outboard stowage bracket - pushpit mounting

Made of white plastic

Code	Tube Ø mm	⟷ outside mm	For engines max
47.377.50	25	182x172x40	12 HP or 30 kg

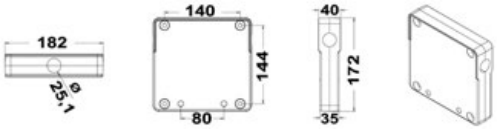

OSCULATI



Auxiliary outboard stowage bracket for pushpit mounting

Marine plywood board painted with polyurethanes
Tube with fork in **stainless steel**.
Equipped with double holes to adapt the mount on pulpits with tubes Ø 30 mm and 25 mm.

Code	Board mm	For outboard up to
47.378.00	200x250	12 HP or 30 kg

Auxiliary outboard engine brackets

In **anodised anticorodal** in white.
White anodized anticorodal guides.
Table in polyurethane-coated beech, adjustable in 3 positions.
Lifting system with raised motor block.
It is a sturdy and elegant support.

Code	For outboard up to	Length mm	Overhang mm	Board height mm	Width mm
47.376.00	10 HP (4 stroke) and 20 HP (2 stroke)	450	260	160	320

Drop-down outboard motor bracket

Made of **stainless steel**; simplified version without intermediate adjusting handles; fitted with **highly-resistant plastic pad**.

Code	For outboard up to	Mounting Plate mm
47.376.12	7 HP or 40 kg	110x140

Drop-down outboard motor bracket

OSCULATI

In **stainless steel** mirror-polished.
Tilting operation with possibility of intermediate adjustment via a comfortable handle.
These supports are equipped with the **new high-strength plastic boards.**
Advantages: unalterable over time; **mechanical strength** 1.5 times that of wood; **meticulous look.**

Code	For outboard up to	Board mm	Base mm
47.376.11	8 HP or 30 kg	190x260	110x150
47.376.10	15 HP or kg 40	190x260	140x150
47.376.26*	20 HP or kg 45	250x260	140x150

* fitted with adjustable slope fixing plate.

Aluminium Outboard motor bracket

Structure in anodized aluminum.
Painted multi-layer marine plywood board.
Stainless steel springs, stainless steel screws. Four selectable positions.

Code	Capacity kg	Board mm	Support base mm
47.376.05	35	240x205	156x130

Auxiliary outboard engine brackets MEGA

Made of stainless steel, very sturdy.

Code	For outboard up to	Vertical excursion	Dimensions of engine mount boards	Support plate	Adjusting board inclination
47.376.28	40 kg or 20 HP(2T)/ 8 HP (4T)	290 mm	265 height - 210 width - 45 thickness	190x200 mm	from 0° to 28° +/-

Douglas Marine



Engine support Bracket in stainless steel

Universal Stainless Steel Model
For outboard engines from 140 to 300 HP.
Built with utmost precision, it enhances performance and increases available space on board.
Including 4 counterplates for mounting.

Code	For outboard up to	Total weight
47.375.06	From 140 to 300 HP	35.2

◢ 47.250.00

◢ 47.250.02

CMC electro-hydraulic outboard lift

Made of **6061 T6 aluminium alloy**, fitted with **stainless steel** nuts and bolts and **bronze-aluminium** bearings. Supplied with position indicating device and control switch to mount on the control panel.

Code	V	For FB MAX	Stroke mm	Speed mm/min	Stern overhang mm	⟷ mm	kg
47.250.00	12	V6	125	93	140	460x418	21.5
47.250.02*	12	V8	125	71	140	460x418	30.5

* *Model for V8 engines (Yamaha 300 HP), extremely reinforced with extruded SS guides and rails.*

◢ Position indicator

Outboard engine towing stay

Used to lift the outboard motor from the foot when the hull is loaded onto the trailer or into storage.
It is adjustable and universal for every model.
The foot support is made of **rubber** with securing straps.
Maximum capacity 150 HP.

Code	Adjustable
47.110.96	from 50 to 80 cm

Lifting harness for outboard engines

OSCULATI

◢ 47.391.00

Lifting harness for outboard engines

Equipped with a top handle, universal for all outboard motors on the market.
Essential for moving the outboard from the **Pram to the stern pulpit** and vice versa.

Code	Model	Suggested for engines
47.391.00	Standard	max 15 - kg 35
47.391.02	HEAVY DUTY	max 25 - kg 50

Ideal for little cranes such as 42.360.00

◢ 47.391.02

◢ Video

Transom wheels

Integral launching wheels for tenders

Manufactured from high-strength plastic.
Safety system to keep them in the resting position while navigating.
Universal for any tender.

Code	⟷ Open mm
47.368.09	100x270
47.368.10	164x334

47.368.09

47.368.09

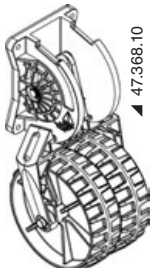

47.368.10

47.386.10

47.368.09

Transom wheels for dinghies - TILTING and REMOVABLE

OSCULATI

Equipped with swivel arms that can remain at the stern during navigation.
Through a pin, the arms are easily removable for stowing or using only for hauling.
Stainless steel tubes
Sold in pairs (SX+DX).

Code	Type	Capacity kg	Pipe section mm	Ø of tyres mm	Pipe length mm	⟷ mm	
						A	B
47.368.03	compact	160	35x35x1.2	260	520	480	-
47.368.04	Standard	180	35x35x1.2	370	520	535	-
47.368.07	Heavy Duty (long pipe and double wheel)	240	35x35x1.4	370	890	905	205

47.368.04

47.368.03

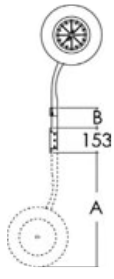

47.368.07

Boat trailers

Folding KAYAL TROLLEY

Anodized aluminium trolley with tyres designed to transport kayaks/canoes also on sand thanks to its large section tyres (260-mm Ø, 90-mm width).

Code	Max load kg
47.369.15	75

Hauling rolls

OSCULATI



"Roll Boats" Hauling rolls

In **PVC** extra with double-layer coupled tear-resistant.
Temperature range from 15° to 60°. Suitable for all hulls.
Can also serve as a buoyancy reserve.
It's the only 200 kg roller with a thickness of 0.55 mm.

Code	Length cm	Ø cm	Capacity kg	Thickness mm
47.934.00	125	22	200	0.55

OSCULATI

Hauling roll "Super Boats"

In **PVC** extra with double-layer coupled tear-resistant.
Suitable for all hulls. Can also serve as a buoyancy reserve.

Code	Length cm	Ø cm	Capacity kg
47.936.00	125	22	500

OSCULATI

Hauling roll

Made of extra strong **PVC fabric**, fitted with special dinghy valve.

Code	Length cm	Ø cm	Capacity kg
47.935.00	125	25	600

Polyform US

Hauling roller for heavy inflatables

Code	Model	Ø				kg	ORDER BY BOX
		cm	inch	cm	inch		
33.512.12	F4	22	9	104	41	3.4	5
33.512.13	F6	30	12	109	43	4.6	5

Yacht legs

Stern drive jack

Trolley for assistance at the stern.
Adjustment on 3 axes.
Allows perfect alignment of the foot, speeds up the work and enables assembly with just one operator.

Code	Max load kg	Min/max height cm	kg
47.396.00	340	48/84	71

Outboard engine carriers

Outboard engine carrier, small version

Fitted with **zinc plated steel** pipes and **polyurethane lacquered evaporated beech** board.

Code	Pipe Ø mm	Width of the tablet mm	Height cm	For engines
47.370.00	22	310	90	On a long shaft **long** up to 25 HP (2T) or 15 HP (4T)

Outboard engine carrier, large

Fitted with galvanized steel pipe and **phenolic plywood** board.

Code	Pipe Ø mm	Width of the tablet mm	For engines
47.371.02	30	450	with shaft length 150 HP (2T) and 115 HP (4T)

Outboard engine carrier with wheels

Fitted with wheels and **zinc plated steel** tank bracket, **evaporated beech** polyurethane lacquered board.

Code	Pipe Ø mm	Board mm	Height cm	For outboard up to
47.373.00	22	310	85 (for long leg)	25 HP (2S) and 15 HP (4S)
47.373.02	25	430	95 (for extra long leg)	30 HP (2S) and 20 HP (4S)

MEDIUM outboard engine foldable carrier

6" tyres. Completely made of zinc chromed steel. Polyurethane coated phenolic plywood board, . Phenolic plywood board painted with polyurethanes.

Code	For engines up to HP	Wheel Ø mm	Board mm
47.372.10	30 (2T) - 20 (4T)	260	420 x 225

Outboard engine carrier "Super"

Fitted with **nylon and rubber** wheels, it includes a tank-holder and is fitted with a special closing system so the carrier folds fast and takes little space. Made of **galvanized chrome**. Polyurethane-coated **phenolic plywood** board, professional model fitted with two 4x8" tyres.

Code	For outboard up to	Wheel Ø mm
47.372.00	150 HP (2T) e 115 HP (4T)	390

47.368.02 *Spare wheels 390-mm Ø equipped with tires, suitables for trailers: 47.372.00-368.00/01-369.10*

Spare wheel - 370-mm Ø

Code **47.368.02**
Fitted with tires, suitable for trailers: 47.372.00-369.10. 20-mm Ø bore.

ODESEA TX-65 engine stand with wheels and foldable

ALUMINIUM

Extremely light, robust, and stable.
The new TX-65 weighs only 4 kg and can carry any outboard (including long shaft) up to 60 kg.
Manufactured from anodized aluminum square tube and stainless components.

Code	Max load kg	HP approx. value	⟷ mm closed (WxLxH)	kg
47.372.60	60	Up to 20/25	395x245x720	4

Kayak and Canoe Carts C-TUG® by RAILBLAZA®

47.341.90

New RAILBLAZA Kiwi C-TUG Cart with Wheels

C-TUG is a robust cart suitable for all terrains. Market-leading design.
No tools required. To be assembled and disassembled in seconds. Sized to be stowed in kayak hatches.

- It disassembles in a few seconds.
- Fits inside hatches.
- Hull rubber padding
- Tool-free assembly
- Kiwi puncture-proof wheels with rubber tread
- Strap 2.8 m with aluminium buckle.
- Adjustable stand.
- 5 years warranty.

Code	Cod. Railblaza	kg	Static load capacity Kg	Version
47.341.01	50-001-71	4.3	120	-
47.341.90	50-0012-71	-	-	C-TUG to C-TUG R conversion kit (47.341.10)

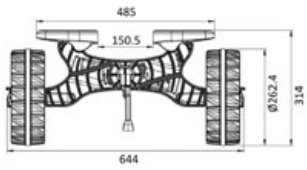

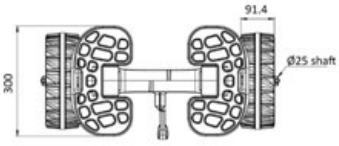

47.341.10

New C-TUG R Cart - RAILBLAZA

C-Tug R is the evolution of the market leader C-Tug.
Thanks to adjustable support rails, it adapts to all hulls ensuring maximum balance during towing.

- It disassembles in a few seconds.
- Stowed inside hatches.
- 20" (500 mm) support rails with non-slip rubber bearings.
- Made of sturdy reinforced polymer.
- Stainless steel reinforced axles.
- Kiwi puncture-proof wheels or SandTraKz for sandy or smooth surfaces (ensure high glide and ease of transport).
- Strap 2.8 m with aluminium buckle.
- Adjustable stand.
- 5 years warranty.

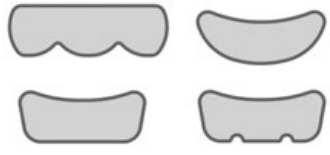

Suits hull shapes with these typical cross sections

Code	Cod. Railblaza	kg	Static load capacity Kg	Version
47.341.10	50-0010-71	4	100	Kiwi Wheel (all terrain)
47.341.14	50-0014-71	4.6	80	SandTrakz (sand or smooth surfaces)

47.341.10

47.341.14

Outboard engine stern plates

Stern double plate

Made of flexible **PVC**, front and back, also suited as antivibration device, universal size.

Code	Colour	⟷ mm
47.764.00	grey	400x280

Transom protective plate with ring

Made of **aluminium**, fitted with motor-protection safety ring.

Code	⟷ mm
47.766.01	200x94 (up to10 HP)
47.766.02	316x100 (over to 10 HP)

◢ 47.766.01

◢ 47.766.02

Transom protective plate

Made of black coated anodized **aluminium**.

Code	⟷ mm
47.763.92	260x110

Knurled plastic stern protection plate

white	Cream RAL 9001	Version	⟷ mm	Thickness
47.763.90	-	internal	230x85	-
47.763.91	-	internal	270x100	-
47.763.94	-	-	300x220	-
47.763.93	**47.764.93**	external	430x350	-
47.763.95	**47.764.95**	wedge-shaped to adjust engine inclination	420x340	22 mm to 1 mm

◢ 47.763.90/91

◢ 47.764.95/93



◢ 47.763.93

◢ 47.763.95



◢ 47.763.94

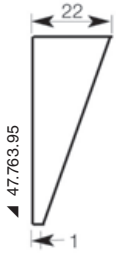

◢ 47.763.95

Cylinder-holders

ROLL CONTROL

Code **47.337.00**
Wall-mount bracket for scuba diving compressed air bottles, universal size; fitted with a nylon slide-base for wall-mounting, wherein the bracket is mounted onto; **adjustable** width and **foldable**; made of **white polypropylene**, the kit includes **2** bases + **2** brackets.

Toolboxes and waterproof cases

Waterproof and shockproof boxes

Watertight **up to 9 m underwater**.
They are made from **shock-resistant resins**, with an "O" ring seal and an interior of soft foam that can be **perfectly adapted** to the items to be stored.
They are ideal for instruments and items to be protected from shocks and moisture.
The boxes are equipped with a special bleed valve for underwater use.

Code	⟷ mm		Model	Colour
	external	internal		
47.220.01	210x167x90	186x123x75	WR-07	yellow
47.220.02	330x280x120	300x220x90	WR-12	yellow
47.220.03	430x380x154	395x320x117	WR-16	yellow
47.220.04	515x355x225	510x292x175	WR-20	yellow

Multipurpose watertight case

MADE IN ITALY

Code	Colour	⟷ outside mm
47.221.49	Orange	470x370x180

OSCULATI

Folding case with tools

Fabric folding case with **tempered carbon steel** tools. Design for any kind of intervention, it conveniently folds and takes **little space**:
It contains 12 tools:
1 x stainless steel boat knife 10.285.10
3 x 0x3x60 - 1x5x80 - 2x6x100 mm Phillips head screwdrivers
2 x 3x75 - 5.5x100 flathead screwdrivers
1 x 240-mm adjustable long nose pliers
1 x 180-mm universal pliers with PVC coated handle
1 x 200-mm adjustable spanner
1 x hammer
1 x max 160-mm Ø strap wrench for oil filters
1 x spark plug wrench 47.556.00.

Code	⟷ mm	
	open	closed
47.357.10	600x360	360x155x90

OSCULATI

Professional tool box

Box made of shock-resistant plastic, **hardened carbon steel** tools. Designed to include tools for a wide range of jobs required on sail or motor boats. **It includes 52 tools**:
1 x 4-mm Ø pin-driver; 1 x 150-mm flat chisel; 9 x metric combined wrenches (7-8-10-11-13-14-17-19-21 mm); 3 x fork wrenches (3/8x7/16 - 1/2x9/16 -5/8x11/16"); 4 x Allen wrenches (3-4-5-6-mm Ø); 1 x adjustable wrench with 200-mm graduated scale; 9 x metric socket wrenches (10-11-12-13-14-17-19-22-24-mm Ø); 5 x socket wrenches (7/16 - 1/2- 9/16 - 11/16 - 7/8" Ø); 1 x extension cord with 1/2" (250-mm) male and female square fittings; 1 x joint with 1/2" male and female square fittings; 1 x 1/2" male socket with sliding pin; 1 x reversible pawl with 1/2" male square fitting; 1 x socket wrench with 1/2" female socket for sparkplugs; 1 x adjustable overlapping hinge pliers, PVC coated handles, 235-mm; 1 x self-locking adjustable, 220-mm concave splice bar; 1 x clipper with diagonal cutting edges, PVC coated handles; 1 x universal pliers with anti-slip PVC coated handles; 3 x adjustable screwdrivers (3x75 - 5,5x100 - 6,5x150 mm); 3 x Phillips screwdrivers (0x3x60 - 1x5x80 - 2x6x100 mm); 1 x German hammer with wooden handle - 1 belt wrench for oil filters 160-mm max Ø; - 1 small saw - 1 stainless steel boat knife.

Code	⟷ mm
47.357.00	530x410x130

Maintenance case BETA UTENSILI in shock-resistant plastic

Beta

The kit includes **55 tools** to service all kinds of sailing and motor boats. Case with 4 watertight closures and rubber seals.
It contains:
7-8-10-12-13-14-17-19-mm combined wrenches; 3/8x7/16 - 1/2x9/16 - 5/8x11/16" fork wrenches; 1.5 :10-mm Allen wrenches; 200-mm adjustable wrench with graduated scale; 1/2", 10-12-13-14-17-19-mm hex socket wrenches; 1/2", 7/16 -1/2 - 9/16 - 11/16 - 7/8" socket wrenches; 255-mm - 1/2" extension cable; 1/2" joint - 1/2" socket with sliding pin; 1/2" reversible pawl; 16-20.8-mm socket wrench for spark plugs; 240-mm self-locking adjustable pliers; 160-mm clipper with diagonal cutting edges; scissors with straight blade for electricians; 180-mm universal pliers; 160-mm pliers with straight half-round noses; 3x75 - 4x100 - 5.5x150 - 6.5x150-mm flat blade screwdriver; Phillips® PH1x80 - PH2x100-mm screwdriver; hammer with 35-mm Ø plastic head; belt wrench for oil filters; brass wire brush; clasp knife for boating; BM clamps; insulating tape, 25 m.

Code	kg	⟷ mm
47.360.01	9	580x410x90

Special outboard sparkplug wrench

Code **47.556.00**
Special designed that provides an easy access to the fairing; universal size.

New RAILBLAZA Gear Hub Multifunction Box

RAILBLAZA

Gear Hub allows for stowing, transporting, organizing, and protecting everything needed for an excellent fishing session.
Endless possibilities for use and customisation thanks to adaptable Railblaza accessories (not included).
Suitable for fishing from shore, beach, kayak, canoe, or boat.
- 4 integrated rod holders in the corners
- Can contain 8 Plano 3600 (not included) or similar
- 9 Integrated Guide Tracks for Railblaza Accessories
- Multiple attachment and anchoring points
- Integrated handles
- Non-slip rubber feet
- Entirely stainless hardware
- Hinged lid with locking closure



Code	Cod. Railblaza	⟷ mm	kg
47.350.00	09-4227-11	330 x 330 h.330	2.75



Spark plugs

Champion spark-plugs

We offer any type of Champion spark-plug upon request.

Code	Version
47.557.00	J6C
47.557.03	L76V
47.557.02	L77JC4
47.557.06	L78C
47.557.05	L78V
47.557.29	L78YC
47.557.28	L82C
47.557.13	L82YC
47.557.07	L86C
47.557.51	QL77CC
47.557.08	QL77JC4
47.557.19	QL78C

Code	Version
47.557.14	QL78YC
47.557.12	QL82C
47.557.01	QL86C
47.557.20	RA8HC
47.557.36	RS12YC
47.557.27	RV15YC4
47.557.16	RV8C
47.557.46	XC12PEPB
47.557.59	QC10WEP
47.557.60	QC8WEP

NGK Japanese spark plug

Standard fitting on Mariner, Yamaha, Suzuki, Mercury, Tohatsu, Selva and Honda.

Code	Model	Champion correspondences
47.558.12	B6HS	L86C
47.558.74	B6S	J8C
47.558.01	B7HS	L82C
47.558.10	B7HS-10	L77JC4
47.558.03	B8HS	L78C
47.558.08	B8-HS-10	L78C
47.558.81	B8S	-
47.558.06	B9HS-10	L77JC4
47.558.49	BKR6E	RC12YC
47.558.13	BP6HS	L87YC
47.558.14	BP7HS	L82YC
47.558.66	BP7HS10	-
47.558.22	BP8HN-10	L78YC
47.558.94	BP8HS-10	-
47.558.82	BP8HS-15	-
47.558.83	BPR5EFS	-
47.558.28	BPR5ES	RN11YC4
47.558.26	BPR6EFS	RS12YC
47.558.34	BPR6ES	RN9YC
47.558.71	BPR6FS	-
47.558.11	BPR6HS	RL87YC
47.558.84	BPR6HS-10	RL87YC
47.558.46	BPR7HS	RL82YC
47.558.47	BPR7HS-10	RL82YCC
47.558.21	BPZ8HN-10	QL78YC
47.558.45	BPZ8HS-10	QL78YC
47.558.85	BPZ8HS-15	-
47.558.37	BR5HS	L90C
47.558.86	BR6ES	-
47.558.25	BR6FS	RV9YC (RV8C)
47.558.36	BR6HS	RL86C
47.558.41	BR6HS-10	L86C
47.558.35	BR7HS	RL82C
47.558.02	BR7HS-10	L82C
47.558.76	BR8ES	-
47.558.56	BR8-HS	QL75C
47.558.09	BR8-HS-10	QL78C

Code	Model	Champion correspondences
47.558.75	BR9ES	-
47.558.07	BR9HS-10	QL77JC4
47.558.55	BU8H	L6VC
47.558.63	BZ7HS-10	-
47.558.62	CPR6EA9	-
47.558.15	CR4HSB	-
47.558.53	CR5EH9	79Y
47.558.50	CR5HSB	79Y
47.558.16	CR6E	-
47.558.40	CR6HS	Z9Y
47.558.95	CR6HSA	P-RZ-9HC
47.558.77	CR9EB	RG4-PHP
47.558.48	DCPR6E	RA8HC
47.558.32	DCPR7E	RA8HC
47.558.31	DPR6EA9	RA8HC
47.558.42	DPR6EB9	RA8HC
47.558.17	DR5HS	P10Y
47.558.18	DR6HS	P8Y
47.558.19	DR7EA	RA8HC
47.558.60	ILFR6GE	-
47.558.98	ILFR6G	-
47.558.87	ITR4A15	-
47.558.68	IZFR5G	-
47.558.88	IZFR5J	-
47.558.99	IZFR7M	-
47.558.44	IZFR6F-11	-
47.558.51	IZFR6K-11	3071
47.558.59	LFR4AE	-
47.558.38	LFR5A-11	-
47.558.39	LFR6A-11	-
47.558.93	LKR7E	-
47.558.64	PZFR6H	-
47.558.92	ZFR5F	RC12-LYC
47.558.97	ZFR6K-11	-
47.558.43	ZFR7F	-

Seat frames

OSCULATI

New — Winch chair

Innovative seat that effortlessly transforms any idle winch into a premium relaxation spot.
Allows for a spacious seating area during calm navigation or at the dock.
Made from durable fibreglass-reinforced plastic; comfort is ensured by the closed-cell EVA foam padding and Agora® fabric covering that offers superior resistance to water, stains, mould, fading, and UV rays.
Each seat is provided in a comfortable organic cotton bag
Maximum weight 110 kg.

Code	Colour	Depth mm	Height mm	Weight
48.401.00	Grey/white	470	450	3

Polyethylene seat with foldable backrest

Fitted with cushion, surface mounting or mounting on seat pedestals available in our catalogue (versions without slide).

Code	Seat AxB mm	Colour
48.405.00	500x430	White/white
48.405.01	543x466	Grey/white

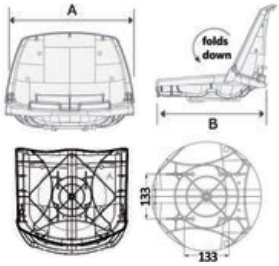

Seat with foldable backrest and pull-out padding

High-quality vinyl cushions, technopolymer zip fastener.

Code	Type	Colour
48.402.01	Lined with high-quality vinyl	White RAL 9010
48.402.03	Lined with high-quality vinyl	White/Blue RAL 9002 + RAL 5013
48.402.05	Frame only, no cushions	–

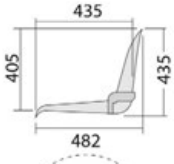

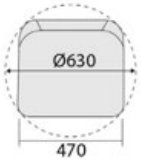

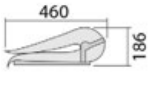

48.402.01/03/05

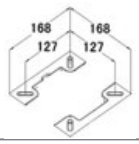

De Luxe seat with foldable backrest

High-quality vinyl cushions, aluminium zip fastener.

Code	Type	Colour
48.403.01	Lined with high-quality vinyl	White RAL 9010
48.403.03	Lined with high-quality vinyl	White/Blue RAL 9002 + RAL 5013

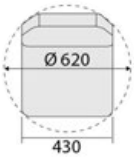

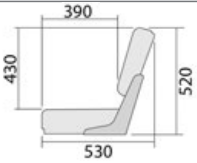

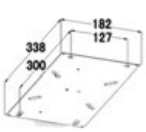

Seat with foldable backrest

Vinyl cushion, aluminum zip fasteners.

Code	Colour	Dimensions mm
48.404.01	white	400x467x474
48.404.02	navy blue	400x467x474
48.404.03	Sand	400x467x474

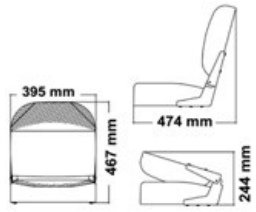

Sirocco ergonomic seat

Foldable seat with lock.
HD foam core. UV-resistant upholstery.
Lower fastening bores with standard centre distance.

Code		Upholstery colour
48.407.01		white
48.407.02	New	Grey/white
48.407.03	New	White/Blue
48.407.04		Light grey + dark grey

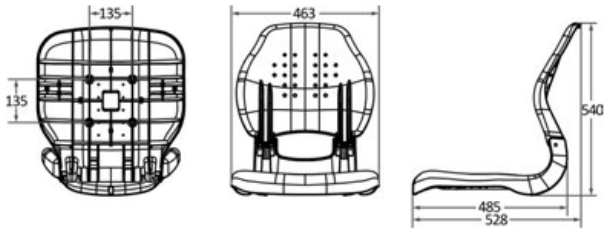

Reverso seat with rotating backrest

It can be used both forwards and backwards.

Code	Type	Colour
48.410.04	Reverso, single	White RAL 9010
48.410.03	Reverso, double	White RAL 9010

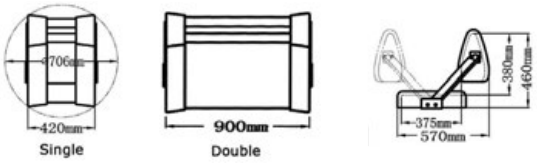

Ergonomic seat with foldable backrest

Made of **white elastic leather fabric**, thick-cushioned with moltopren core and marine **plywood** frame. Fitted with **stainless steel** hinges. Ideal as cabin seat, peak seat in open boats or dinghies.

Code	Depth	Width mm	Foldable hinge included
48.415.00	400	450	**48.418.04**

Two-place seat

Lined with **white leather fabric**, it can be mounted on storage lockers and peaks. **Foldable** backrest, it can be used in **drive position or turned backwards**.

Code	⟷ mm
48.412.00	800x400

Two-place ergonomic seat with foldable backrest

Slat bottom covered in **white elastic artificial leather** padded with moltopren. **Multi-layer plywood** frame. Fitted with **stainless steel** hinge.

Code	Depth	Width mm	Foldable hinge included
48.415.02	400	800	**48.418.04**
48.415.03	400	900	**48.418.04**

Hinge set

Made of **stainless steel**, for seats. Fitted with stopper in two positions: **driving position and 180°** sun rest position.

Code	⟷ side mm	⟷ open mm
48.418.04	330x60	660x60

48.415.02; 48.415.02; 48.415.03 *Seats suitable for this kind of hinges*

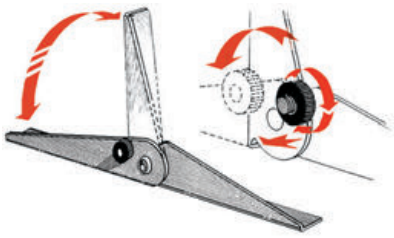

Compact seat frame

Made of **white polyethylene**, it comes with Super extra-padded cushions. For all pedestals available in our catalogue. Fitted with 8 brass threaded inserts for fixing pedestals and slides.

Code	Depth mm	Height mm	Width mm	Frame only	Set of additional cushions
48.670.06	400	490	490	**48.671.06**	**48.672.06**

Supplied without pedestal

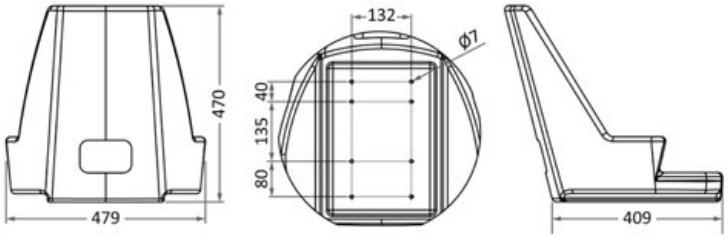

Seat frame

Made of white rotational moulded **polyethylene**, fitted with removable cushions. Ready to fit any pedestal available in our catalogue. Fitted with 8 brass threaded inserts for fixing pedestals and slides.

Code	Depth mm	Height mm	Width mm	Frame only	Set of additional cushions
48.690.00	520	480	480	**48.691.00**	**48.692.00**

Supplied without pedestal

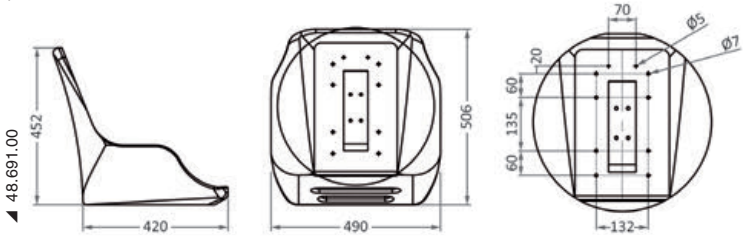

Seat frame

Made of white rotational moulded **polyethylene**. Ready to fit **any pedestal available in our catalogue**. Fitted with 8 brass threaded inserts for fixing pedestals and slides.

Code	Depth mm	Height mm	Width mm	OPTIONAL set of cushions
48.682.01	430	400	445	**48.682.02**

Cushins not included.

Seat frame

Made of white rotational moulded **polyethylene**, fitted with removable cushions. Weatherproof model ideal for open boats. Compact and very comfortable, ready to fit any pedestal available in our catalogue. Fitted with 8 brass threaded inserts for fixing pedestals and slides.

Code	Depth mm	Height mm	Width mm	Frame only	Set of additional cushions
48.680.08	420	470	520	**48.681.08**	**48.682.08**

Supplied without pedestal

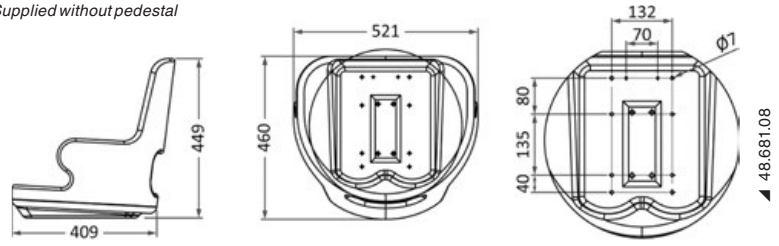

Comfort seat frame

Made of white rotational moulded polyethylene. Ready to fit any **pedestal** available in our catalogue. Fitted with 8 brass threaded inserts for fixing pedestals and slides.

Code	⟷ mm				OPTIONAL set of cushions
	Seat without cushion	Seat with cushion	Backrest without cushion H	Backrest with cushion H	
48.684.01	500x440	500x530	520	700	**48.684.02**

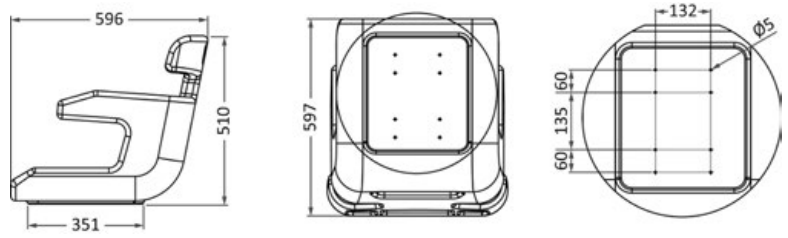

Seat

Made of **white polyethylene**, fitted with **removable white leather fabric** cushions. Weatherproof model ideal for the flybridge since it suffers **no deterioration**. Very comfortable shape. The base is fitted with **multiple stainless steel inserts** to connect to any swivelling pedestal in our catalogue. Fitted with 8 brass threaded inserts for fixing pedestals and slides.

Code	Depth mm	Height mm	Width mm	Frame only	Set of additional cushions
48.680.10	470	545	690	**48.681.10**	**48.682.11**

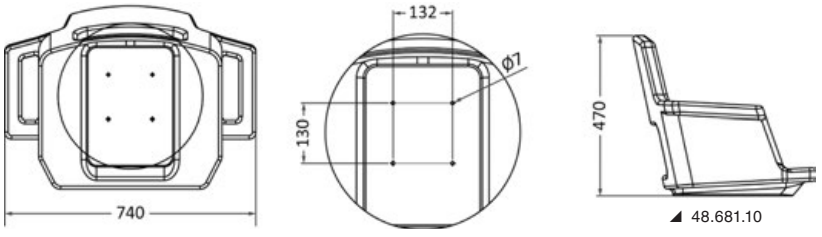

Adriatico fighting chair

Made of **white polyethylene**, fitted with side **stainless steel** handles, two partially balancing fishing rod holders on both sides, one balancing central fishing rod holder made of **aluminium**. Ready for all pedestals available in our catalogue. Industrial product featuring excellent quality at a very affordable price. **Supplied without pedestal and cushion**.

Code	⟷ mm	Cushion
48.680.07	737x410	**48.680.25**

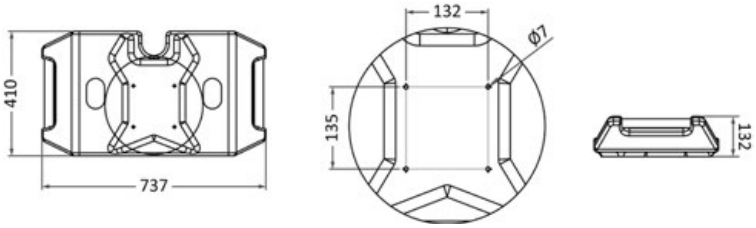

Ergonomic seat frame

Made of rotomoulded **polyethylene**, fitted with **brass** inserts (multiple on the base). It fits several pedestals and slides.

Code	Depth mm	Height mm	Width mm
48.680.14	660	610	508

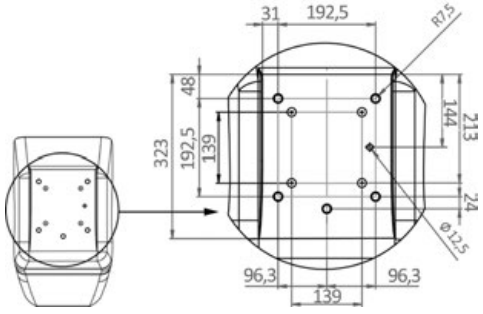

Compact padded seat with H51 flip-up bolster

Plastic and aluminium core. HD foam padding. Very compact for use in confined spaces. Ideal for pilot boats.

Code	Type	Colour
48.410.05	Lined with soft vinyl	Beige
48.410.06	Lined with soft vinyl	White RAL 9010
48.410.15	With padding, to be lined	– To be covered

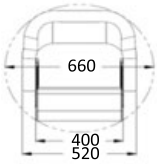

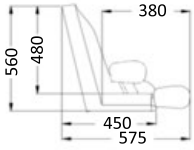

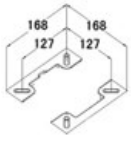

De Luxe ergonomic seat

Technopolymer core, HD foam padding, lumbar support. In compliance with the ABYC regulations.

Code	Type	Colour
48.410.08	Lined with high-quality vinyl	White RAL 9010
48.410.18	With padding, to be lined	–

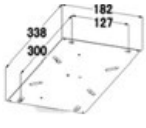

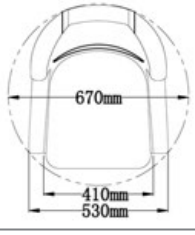

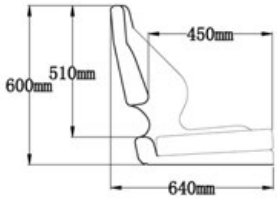

◢ Demonstration photo, example of customization

Ergonomic padded seat with H52 flip-up bolster

Rotational moulded plastic core. HD foam padding. Opening in the lumbar region. In compliance with ABYC standards.

Code	Type	Colour
48.410.02	Lined with soft vinyl	White RAL 9010
48.410.12	With padding, ready to be covered	–

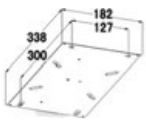

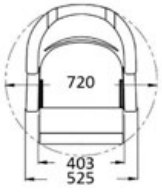

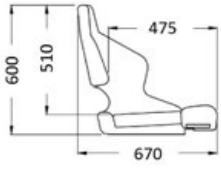

◢ Demonstration photo, example of customization

Ergonomic padded seat with H52R flip-up bolster

Plastic and aluminium core. HD foam padding.

Code	Type	Colour
48.410.07	Lined with high-quality vinyl	White RAL 9010
48.410.17	With padding, to be lined	–

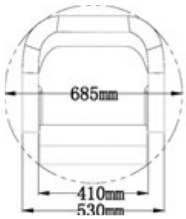

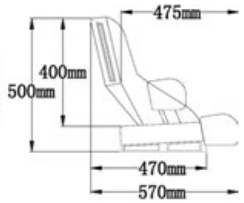

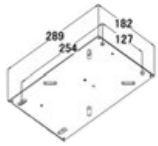

Ergonomic padded seat with RM52 flip-up bolster

FABRIC FEELING

Rotary moulding plastic core. HD foam padding. Hole in the lumbar area. Soft vinyl upholstery with a central diamond-shaped stitch texture with beige double seams.

Code	Type	Colour
48.410.20	Coated with high-quality vinyl	Dark blue with beige stitching
48.410.21	With padding, ready to be covered	–

◢ 48.410.20

◢ 48.410.21

◢ 48.410.21

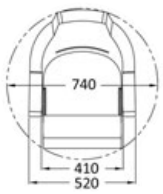

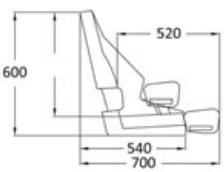

Ergonomic padded seat with H54 flip-up bolster

Rotational moulded plastic core. HD foam padding. In compliance with ABYC standards.

Code	Type	Colour
48.410.01	Soft vinyl **upholstery**	White RAL 9010
48.410.11	**Ready to be lined** in your favorite colour	–

◢ 48.410.01

◢ 48.410.11

◢ Demonstration photo, example of customization

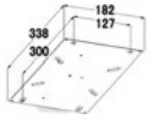

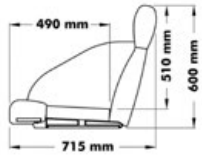

Padded ergonomic seat with flip up 3090

Rotary moulding plastic core, high-density foam padding.

Code	Type	Colour
48.410.22	Soft vinyl **upholstery**	White RAL 9010
48.410.32	With padding, ready to be covered	–

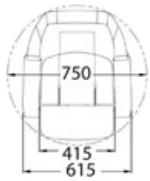

Double ergonomic padded seat with H99 flip-up bolster

Rotary moulding plastic core. HD foam padding. Hole in the lumbar area.

Code	Type	OPTIONAL slide rail
48.410.40	With padding, ready to be covered	48.715.00

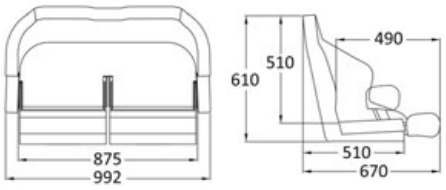



Twin slides for double seat

Code **48.715.00**

Twin slides in anodized aluminium to fasten double seats 48.410.40. Only one of the slides is fitted with release lever for an easier sliding movement.

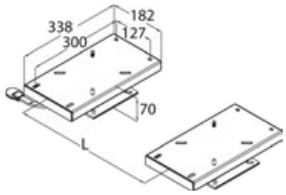



ATTWOOD Aergo seat

Code **48.408.30**

Kit including plastic frame + flip-up bolster + padding ready to be upholstered. This seat features the SAS-Shock Absorbing System that absorbs the shocks without transferring impact to the boater. SAS seat with shock absorbers that absorb wave impacts.

Indicative picture. **The seat is supplied without upholstery**. Fabric or leather fabric at customer's choice **not included in the price.**

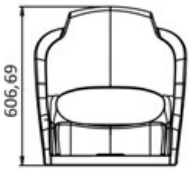

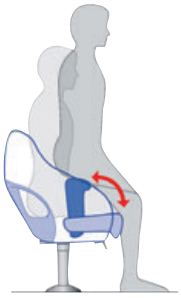

ATTWOOD Centric II ergonomic and folding seat

Code **48.408.10**

Seat + **foldable** backrest + 3 parts made of foam. Seat frame designed for proper water drainage. The seat is fitted with standard bushings for fastening to a pedestal. Supplied **without upholstery** (to be taken care of at the shipyard).

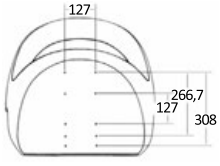

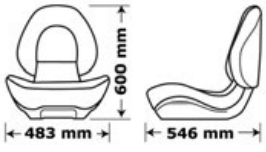

◢ Demonstration photo, example of customization

Fabric seat cover

Made of polyester fabric and waterproof polyurethane coating.

Code	⟷ AxBxH cm	Colour	Material weight	For seat
48.688.01	45x55x53	grey	300 D	Single-seater
48.688.02	60x60x65	grey	300 D	Single-seater
48.688.03	53x90x89	grey	300 D	Two-seat

Seat supports OSCULATI

Polished base

Anodized aluminium swivel pedestal with seat mount

MADE IN ITALY

Fitted with antifriction **nylon** bushings. Accurate finish. Mirror-finish anodized tube. 230-mm Ø tube.

Code	Height mm	Type	Upper base	Mounting base	Pedestal Ø mm	Base Ø mm
48.660.01	300	Fixed	reinforced nylon	polished	80	230
48.650.01	300	Fixed	Aluminium	polished	80	230
48.660.02	450	Fixed	reinforced nylon	polished	80	230
48.650.02	450	Fixed	Aluminium	polished	80	230
48.660.00	450/620	Telescopic	reinforced nylon	polished	80/73	230
48.650.00	450/620	Telescopic	Aluminium	polished	80/73	230

Customized heights on request (min. 10 pcs)

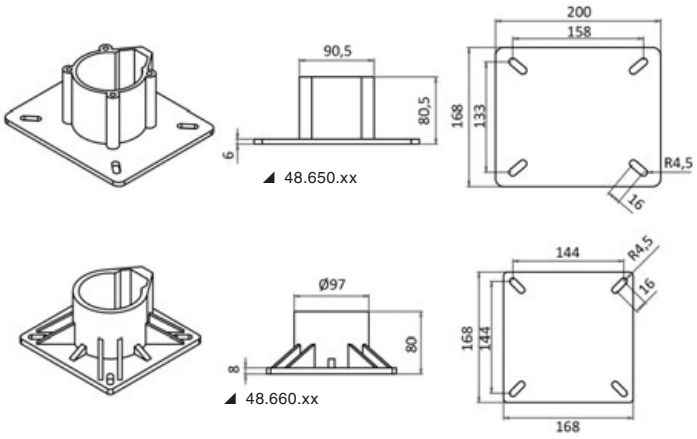

Pedestal with swivel slide

MADE IN ITALY

Fitted with anti-friction nylon bushing. Fine finish. Mirror-polished anodized tubes.

Code	Height mm	Type	Mounting base	Pedestal Ø mm	Base Ø mm
48.630.01	300	Fixed	polished	80	230
48.630.02	450	Fixed	polished	80	230
48.630.00	450/620	Telescopic	polished	80/73	230

Customized heights on request (min. 10 pcs).

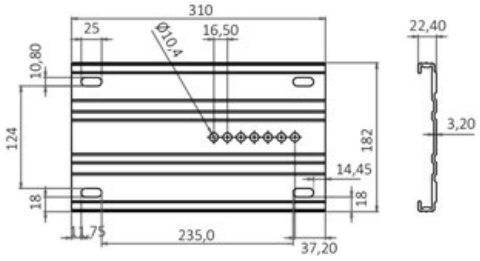

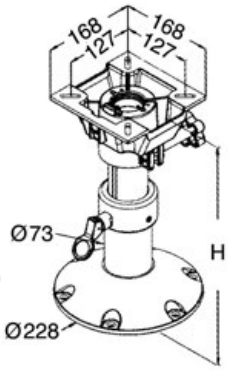

Pedestal with swivel seat mount

Base and pedestal made of anodized aluminium + grey coated aluminium swivel seat mount.

Code	H mm	Type	Pedestal Ø mm	Base Ø mm
48.709.98	280/380	Telescopic	73/60	228
48.709.99	340/470	Telescopic	73/60	228
48.710.00	430/630	Telescopic	73/60	228

Pedestal with swivel slide

Base and pedestal made of anodized aluminium + anodized aluminium swivel slide.

Code	H mm	Type	Pedestal Ø mm	Base Ø mm
48.710.98	280/380	Telescopic	73/60	228
48.710.99	340/470	Telescopic	73/60	228
48.711.00	430/630	Telescopic	73/60	228
48.711.01	330	Fixed	73	228
48.711.02	457	Fixed	73	228

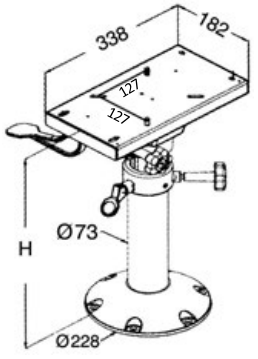

Mirror-polished pedestal with swivel slide

Base and pedestal made of mirror-polished anodized aluminium + anodized aluminium swivel slide.

Code	H mm	Type	Pedestal Ø mm	Base Ø mm
48.711.98	295/395	Telescopic	87/73	228
48.711.99	340/470	Telescopic	87/73	228
48.712.00	430/630	Telescopic	87/73	228
48.712.02*	457	Fixed	87	228

**To be cut to size*

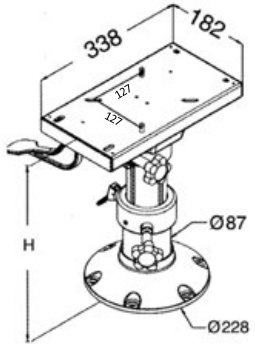

Pedestal with seat mount

GAS SPRING / MOLLA A GAS

Made of mirror-polished anodized aluminium, fitted with large diameter bases and thick tubes. It matches any seat frame.

Code	Height mm	Type	Table plate mm	Pedestal Ø mm	Base Ø mm	Base finish
48.703.58	300/400	Telescopic	335x185	88/73	305	polished
48.703.59	350/480	Telescopic	335x185	88/73	305	polished
48.703.60	460/595	Telescopic	335x185	88/73	305	polished
48.704.61	530/710	Telescopic	338x182	87	305	polished

Customized heights on request (min. 10 pcs)

Pedestal with seat mount

Made of mirror-polished anodized aluminium, fitted with large diameter bases and thick tubes. It matches any seat frame.

Code	Height mm	Type	Table plate mm	Pedestal Ø mm	Base Ø mm	Base finish
48.703.58-R1	300/400	Telescopic	338x182	88/73	305	polished
48.703.59-R1	350/470	Telescopic	338x182	88/73	305	polished
48.703.60-R1	435/635	Telescopic	338x182	88/73	305	polished

Foldable footrest board

Anodized aluminium.

Code	Neck (D) Ø mm	Matchable seat bases (with column Ø 87 mm)	⟷ mm
48.715.01	87	48.703.58/59/60; 48.711.98/99; 48.712.00	400x220x410 (protrusion)

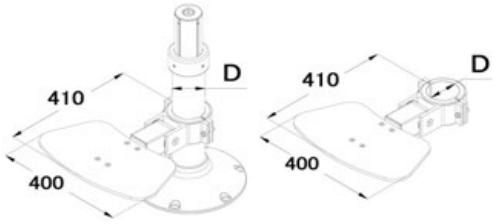

OCEANSOUTH

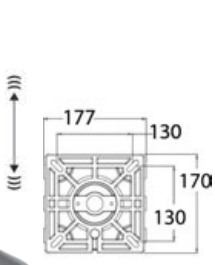

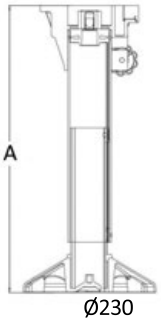

Waverider adjustable swivel pedestal with seat mount with shock absorber

SHOCK ABSORBER

Adjustable height through gas spring. Fitted with internal **shock absorber** to absorb the boat impact against the waves.
Epoxy-coated anodized aluminium base. Anodized aluminium tubes. Nylon / fiberglass seat mount with universal bores.

Code	Height A mm	Type	Pedestal Ø mm	Base Ø mm
48.707.01	340/450	Telescopic	75/65	230
48.707.02	500/630	Telescopic	75/65	230
48.707.03	580/710	Telescopic	75/65	230

OCEANSOUTH

◢ 48.707.30

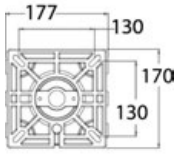

Waverider pedestal with seat mount, shock absorber, swivel support and outer base

SHOCK ABSORBER

Adjustable height through gas spring. Fitted with internal **shock absorber** to absorb the boat impact against the waves.
It can be removed from its 228-mm Ø base. Anodized aluminium tubes. Nylon/ fiberglass seat mount with universal bores.

Code	Height mm	Type	Pedestal Ø mm	Additional snap-in base
48.707.23	370/450	Telescopic	75/65	**48.707.30**
48.707.21	500/630	-	75/65	-
48.707.22	580/710	-	75/65	-

OCEANSOUTH

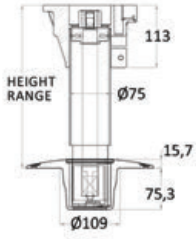

New

Waverider seat support with shock absorber, swivel head and recessed aluminium base

Adjustable height through gas spring. Fitted with internal **shock absorber** to absorb the boat impact against the waves.
Removable from the Ø 228-mm **anodized aluminum** base . Anodized aluminum tubes. Nylon / fiberglass head with universal drilling.

Code	Height mm	Type	Pedestal Ø mm	Additional snap-in base
48.707.40	310/390	Telescopic	75/65	48.707.43
48.707.41	440/570	Telescopic	75/65	48.707.43
48.707.42	520/650	Telescopic	75/65	48.707.43

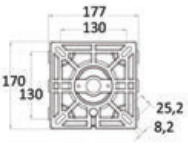

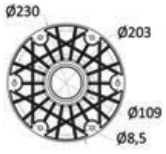



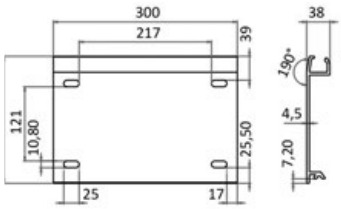

Slide kit for pedestals

Universal for all aluminium models. Upper swivelling joint, 150-mm stroke. Made of nylon/fiberglass and aluminium for the slide.

Code	Tube Ø mm	For pedestals
48.692.04	73	Telescopic
48.692.05	80	Fixed

Electric sliding sled for seats

ELECTRIC Structure in high-strength anodized aluminum for mounting on a surface. Maximum quietness and smoothness thanks to the electric motor.

Code	Type
48.716.00	Electric sled

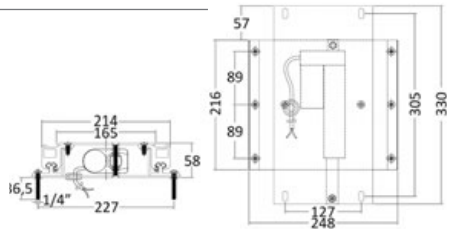

Swivel slide

Made of anodized aluminium, it fits any 73-mm Ø pedestal.

Code	Type
48.713.00	Slide

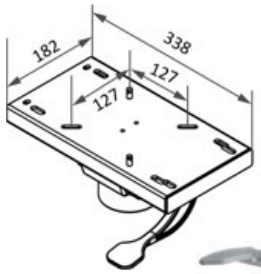

Slide for seats

Code **48.714.00**
To be fixed to a flat surface. Made of anodized aluminium. It matches any rotating base such as 48.648.03

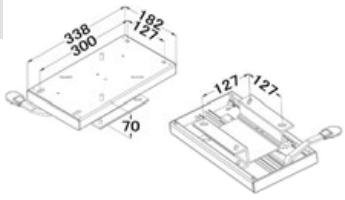



Rotating and removable base

Quick release base. Locked forward position and 360° friction rotation.

Code	Rotation	Material	⟷ mm
48.648.15	360° + locked forward position	Plastic	173x173

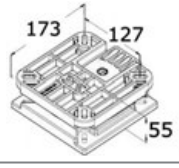



Friction rotating base for seats

Ideal for fishermen as it can rotate as wished. Ready to match any pedestal in our catalogue. Aluminium seats and other seats in our catalogue.

Code	Rotation	Material	⟷ mm
48.648.00	on one track with ball bearings	Painted steel	165x165
48.648.10 New	on one track with ball bearings	Painted steel	192x192
48.648.11 New	on one track with ball bearings	Painted steel	245x245
48.648.01	on one track with ball bearings	Stainless steel	165x165
48.648.03	on one track with ball bearings + snap lock with handle	Stainless steel	172x172

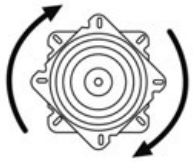

◢ 48.648.01

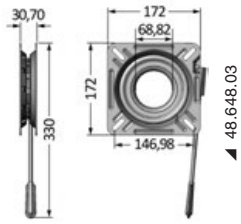

◢ 48.648.03

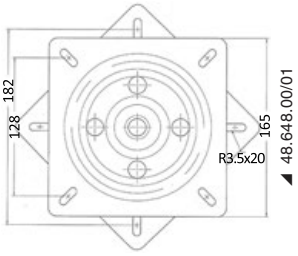

◢ 48.648.00/01

◢ 48.648.00/10/11



◢ 48.648.03

Foldable footrest board

Made of epoxy-resin coated light alloy. Real TEAK platform.

Code	Step mm	Open footrest board mm		Folded footrest board mm	
		Overhang	support height	Overhang	Height
48.587.00	300x150	200	185	80	244

Non-slip footrest board with frame

AISI 316

Made of mirror-polished **AISI316 stainless steel**, soft black plastic insert, fitted with central **WHITE LED** built-in light.

Code	⟷ mm
40.523.01	213x57
40.523.02	222x86

Footrest board

Made of **chromed brass and rubber**, comfortable and elegant.

Code	Length mm
40.520.01	230x80

Table pedestals and legs

OSCULATI

White ABS table

Fitted with housings for mugs, glasses or bottles. It comes with plugs to close the housings for a totally flat surface.
Prepared for coupling with bases 48.418.03; 48.418.20; 48.418.22; 48.418.24 and any type with a maximum Ø of 178 mm which are recessed **flush** into the underside of the table.

Code	Version	No of glass housings	⟷ mm
48.417.90	Oval	2	770x510
48.417.92	Rectangular	4	810x510

Composite material table

Made of sturdy composite material. Snap mounting on its dedicated bases.

Code	Version	Colour	Ready for	⟷ mm
48.417.50	Round	☐ white	**48.417.60; 48.417.61; 48.417.63; 48.417.67**	610
48.417.51	Oval	☐ white	**48.417.60; 48.417.61; 48.417.63; 48.417.67**	762x457
48.417.52	Rectangular	☐ white	**48.417.60; 48.417.61; 48.417.63; 48.417.67**	760 x 460

Spare bases for conical table pedestals

Code	External Ø mm	Material	For table pedestal	Tube Ø mm
48.416.02	160	Aluminium	**48.418.01; 48.418.11; 48.418.20**	60
48.416.03	165	Aluminium	**48.418.01; 48.418.11; 48.418.20**	60
48.416.12	160	White painted aluminium	**48.418.22**	60
48.416.13	165	White painted aluminium	**48.418.22**	60
48.416.22	170	Polished anodized aluminium	**48.418.21**	60
48.416.23	160	Polished anodized aluminium	**48.418.21**	60
48.416.33	240	Polished anodized aluminium	**48.418.28**	60
48.416.42	280	Sandblasted anodized aluminium	**48.418.27**	80
48.416.43	250	Polished anodized aluminium	**48.418.27**	80



Aluminium table pedestal with external base

Two identical and interchangeable bases not needing a recess on the floor and on the table. 50-mm overhang from the base.

Code	Height mm	Tube Ø mm	Tube	Base Ø mm	Base	Spare base
48.418.28	700	60	Anodised aluminum	240	Polished anodized aluminium	**48.416.33**

Stainless steel table pedestal

Made of a tube fitted with two base joints, one to be fitted flush with the floor, the other to be mounted under the table top. The tube is fitted with a self-locking system on the ends so the table can be mounted and disassembled in a matter of seconds.



Code	Height mm	Tube Ø mm	Tube	Table base Ø mm	Floor recess base	Base	Spare floor base	Spare table base
48.418.01	700	60	Chrome-plated steel	165	160	Diecast aluminium	**48.416.02**	**48.416.03**
48.418.11	700	60	Mirror-polished SS	165	160	Diecast aluminium	**48.416.02**	**48.416.03**

Anodized aluminium table pedestal

Two diecast **aluminium** bases (one external and one for flush mounting) model 48.418.01 and an **anodized aluminium** tube model 48.418.21. Recommended for indoor installation, only.

Code	Height mm	Tube Ø mm	Tube	Table base Ø mm	Floor recess base	Base	Spare floor base	Spare table base
48.418.20	700	60	Anodised aluminum	165	160	Diecast aluminium	**48.416.02**	**48.416.03**

Coated aluminium table pedestal

White epoxy coated finish. It includes two **aluminium** bases (one external and one for flush mounting) model 48.418.01 and an **anodized aluminium** tube model 48.418.21.

Code	Height mm	Tube Ø mm	Tube	Table base Ø mm	Floor recess base	Base	Spare floor base	Spare table base
48.418.22	700	60	White painted aluminium	165	160	White painted aluminium	**48.416.12**	**48.416.13**

White epoxy coated.

Plug

Made of **white plastic**, used to cover the bores of table bases on the floor.

Code	For bases
48.418.17	48.418.21
48.418.18	48.418.01; 48.418.11; 48.418.20; 48.418.22

OSCULATI

Heavy duty table pedestal

Two **anodized aluminium** bases, one mirror-polished for recess mounting, the other external, and a 60-mm Ø**anodized aluminium** tube with conical fittings.

Code	Height mm	Tube Ø mm	Tube	Table base Ø mm	Floor recess base	Base	Spare floor base	Replacement table base
48.418.21	700	60	Anodised aluminum	170	160	Anodised aluminum	**48.416.23**	**48.416.22**

OSCULATI

Polished stainless steel table pedestal

AISI 316

Code	Height mm	Tube Ø mm	Tube	Base Ø mm	Base
48.418.03	670	50	Polished S.S.	160	Polished S.S.

OSCULATI

HEAVY DUTY table pedestal

Two **anodized aluminium** bases (one for recess mounting, the other external) and a **80-mm Ø anodized aluminium** tube with conical fittings.

Code	Height mm	Tube Ø mm	Tube	Table base Ø mm	Floor recess base	Base	Spare floor base	Spare table base
48.418.27	675	80	Polished anodized aluminium	280	250	Anodised aluminum	**48.416.43**	**48.416.42**

Fastening bracket for table legs

Code **34.358.60**

60-mm Ø. Made of black santoprene, for 60- to 63-mm Ø tubes.

◢ Thread Lock system

◢ 48.417.62
OPTIONAL

Thread Lock aluminium table pedestal for tables 48.417.50/51/52

Without upper base, it perfectly embeds into the housing of the tables 48.417.50/51/52.
Made of anodized aluminium. The pedestal screws into the base by means of the ingenious and **extremely stable** Tread Lock system. Floor **recessless** mounting of the base onto the deck floor, overhang of as little as 20 mm.

Code	Type	Height H mm	Finish	Ø column A B C mm	For table
48.417.60	Fixed	685	Satin-finish	60	**48.417.50/51/52**
48.417.61	Telescopic	500/700	Mirror-polished	60/50	**48.417.50/51/52**
48.417.63	Telescopic	450/700	Mirror-polished	73/60	**48.417.50/51/52**
48.417.67	Tri-telescopic	450/775	Mirror-polished	73/60/50	**48.417.50/51/52**

48.417.62*OPTIONAL Only base for 48.417.xx. To be used as table pedestal in the cabin and in the cockpit.*

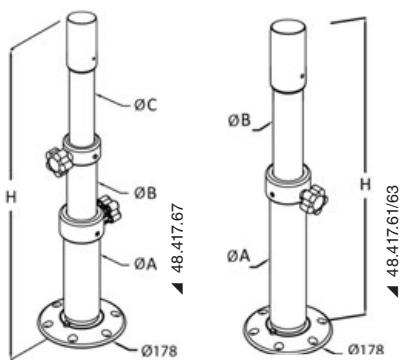

Thread Lock aluminium table pedestal for general tables

Made of anodized aluminium. The pedestal screws into the base by means of the ingenious and **extremely stable** Tread Lock system. Floor **recessless** mounting of the base onto the deck floor, overhang of as little as 20 mm.

Code	Height H mm	Type	A/B/C Pedestal Ø mm	Version	Finish
48.417.64	689	Fixed	60	For generic tables	Satin-finish
48.417.65	500/700	Telescopic	60/50	For generic tables	Mirror-polished
48.417.66	450/700	Telescopic	73/60	For generic tables	Mirror-polished
48.417.68	450/775	Tri-telescopic	73/60/50	For generic tables	Mirror-polished

48.417.62*OPTIONAL Only base for 48.417.xx. To be used as table pedestal in the cabin and in the cockpit.*

◢ 48.417.62
OPTIONAL

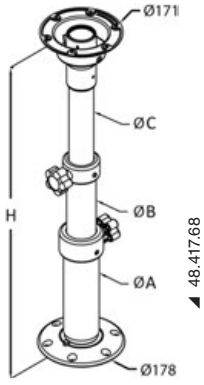

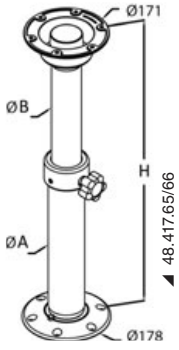

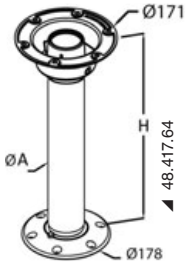

◢ Thread Lock system

Aluminium table pedestal

OSCULATI

Made of **anodized aluminium**, fitted with antifriction nylon bushing. Fine finish.

Code	Height mm	Base Ø mm	Pedestal Ø mm
48.651.00	580/780 adjustable	230	80/73

Removable table pedestal

OSCULATI

Made of **anodized aluminium**. Very thin upper and lower bases (15-mm overhang), recessless mounting. More heights on request.

Code	Tube length mm	Ø mm	Base Ø mm
48.418.24	700	80	200

Tri-telescopic aluminium table pedestal

Manually-operated anodized aluminium pedestal. No need to bore the floor for downstroke.

Code	Height mm	Base Ø mm	Tube Ø mm	Table plate
48.719.01	295/690	228	73/60/50	182x182

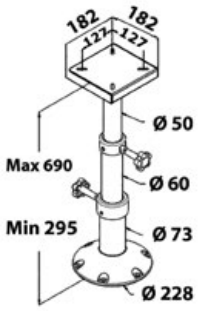

OSCULATI

Removable tri-telescopic table pedestal

GAS SPRING

Made of anodized aluminium.
Flush mount base and plug.

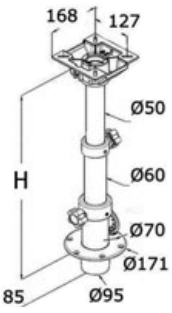

Code	Type	Height H mm	Tube Ø mm	Base Ø mm	Upper aluminium base included mm	Optional additional base*
48.421.01	Standard	290/690	70/60/50	171	168x168	**48.421.12**
48.421.03	Gas spring	320/690	70/60/50	171	168x168	**48.421.12**

**Base plate needed to use the same pedestal in two different places of the boat. Remove the plastic insert from the hole centre when using the base plate with pedestal 48.421.03.*

◢ 48.421.12
OPTIONAL

OSCULATI

HEAVY DUTY Giant table pedestal

GAS SPRING / MOLLA A GAS

Made of mirror-polished anodized aluminium. Fitted with **gas spring** for upstroke. **No need to bore the floor for downstroke.** Tri-telescopic.

Code	Height mm	Tube Ø mm	Extra-flat base Ø mm	Table plate mm	OPTIONAL extension kit
48.720.01	345/714	100/88/72	305	305x305	**48.724.01; 48.724.02**

OSCULATI

Giant table pedestal

48.720.03 - Deluxe version

GIANT Deluxe table pedestal

GAS SPRING / MOLLA A GAS **SS HANDLES / COLLARE INOX**

Made of mirror-polished anodized aluminium. **Stainless steel clamping collars** for a very stable and sturdy pedestal. Fitted with gas spring for upstroke. No need to bore the floor for downstroke. Tri-telescopic.

Code	Height mm	Tube Ø mm	Extra-flat base Ø mm	Table plate mm	OPTIONAL extension kit
48.720.03	345/714	100/88/72	305	305x305	**48.724.01; 48.724.02**

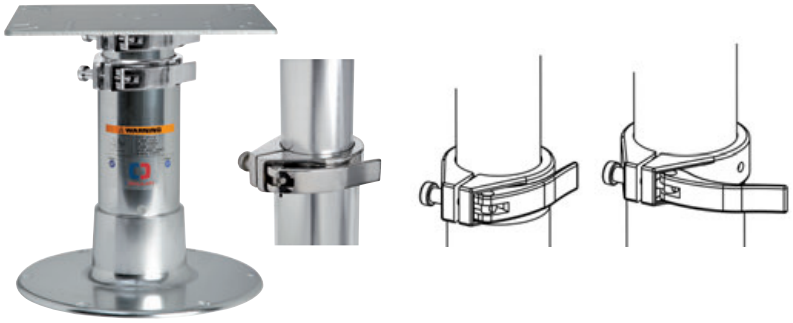

Giant Heavy Duty black table pedestal

Made of black anodized aluminium with black plastic fastening collars for a total black effect.
Fitted with gas spring for upstroke, no need to bore the floor for downstroke. Tri-telescopic.

Code	Height mm	Tube Ø mm	Extra-flat base Ø mm	Table plate mm	OPTIONAL extension kit
48.720.04	345/714	100/88/72	305	305x305	**48.724.01; 48.724.02**

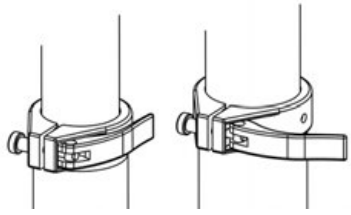

Heavy Duty table pedestal, square baseplate

OSCULATI

GAS SPRING / MOLLA A GAS **SS HANDLES / COLLARE INOX**

Made of mirror-polished anodized aluminium. **Stainless steel clamping collars** for a stable and sturdy pedestal. Fitted with **gas spring** for upstroke, **no need to bore the floor for downstroke**. Tri-telescopic. Polished and anodized aluminium base with milling finish for possible installation and sliding on the floor.

Code	Height mm	Tube Ø mm	Table plate mm	Base mm	OPTIONAL extension kit
48.721.02	341/714	100/88/72	305x305	500x500	**48.724.01; 48.724.02**



Giant Twins double table pedestal

OSCULATI

GAS SPRING / MOLLA A GAS **SS HANDLES / COLLARE INOX**

Made of mirror-polished anodized aluminium.
Stainless steel clamping collars for a stable and sturdy pedestal. Fitted with double gas spring for upstroke, no need to bore the floor for downstroke.
Tri-telescopic. **Suitable for large-size tables.**
Suitable for large tables.

Code	Height mm	Tube Ø mm	Table plate mm	Base mm	OPTIONAL extension kit	Base mounting
48.721.08	341/714	100/88/72	610x305	615x300	**48.724.01; 48.724.02**	10 x M10 flat countersunk head screws

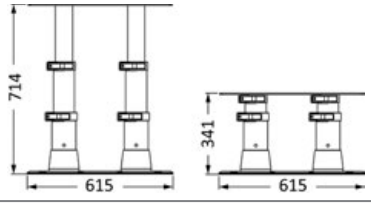

Slides for tip-top tables

OSCULATI

To apply under table plates 48.720.01 and 48.720.03 (yet ready). Anodized aluminium slides and mirror-polished AISI316 stainless steel brackets and telescopic cylinders.

Code	Description
48.724.01	Kit for extension on 1 side
48.724.02	Kit for extension of second side*

**To be ordered in addition to 48.724.01*

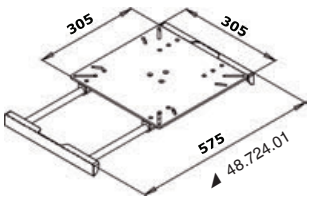

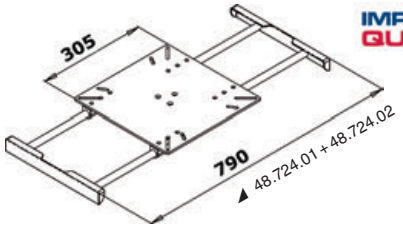

◢ 48.724.01

◢ 48.724.01 + 48.724.02

Swivelling telescopic table pedestal

Made of mirror-polished stainless steel. For tables.

Code	Min. height mm	Max height mm	Tube Ø mm	Arm length mm
48.418.02	500	720	60	740x430

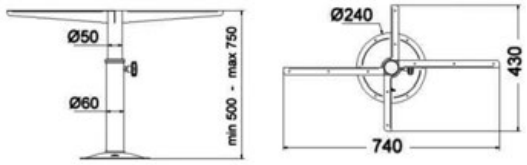

Universal telescopic swivelling pedestal

Adjustable in height, made of stainless steel. Very sturdy and functional. Pedestal for tables and seats.

Code	Min. height mm	Max height mm	Tube Ø mm	Base Ø mm
48.418.00	540	720	92	320

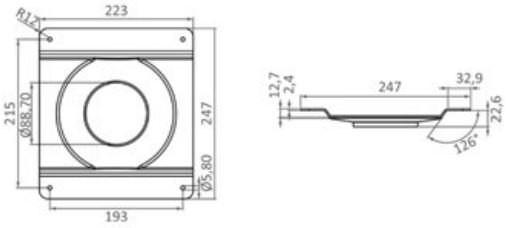

Stainless steel telescopic table pedestal

Made of mirror-polished AISI316 stainless steel with double extension operated by gas spring. Weight: 8 kg. **No need to bore the floor for downstroke.**

Code	Height mm	Base Ø mm	Table plate mm
48.730.01	325/720	220	200x165



Bi-directional shifter for table pedestals

Made of anodized aluminium, to be fastened on base 48.730.01. It allows to shift the table along two axis: 450 mm longitudinally and 250 mm crosswise.

Code	External size mm
48.730.05	680x560

48.730.06 *Plate to be fixed on pedestals 48.720.01, 48.720.03 and 48.721.02*

OSCULATI

Table extension universal kit

UNIVERSAL

Code **48.726.00**

To be screwed under any folded table where the handle/support is hidden. When you need to unfold the table, slide it out and it will work as support for the tip-top table.
Stainless steel plate and slides, POM bushings for optimum and smooth sliding.

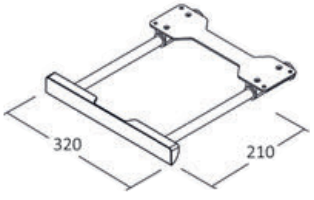

ROUND-ALU, SQUARE-ALU and SQUARE accessories for electrical table pedestals

Code	Description	For pedestals
48.749.01	(ON) - OFF - (ON) switch	48.740.xx; 48.743.xx; 48.737.xx; 48.739.xx
48.749.05	Receiver to use radio remote control 48.749.08	48.740.xx
48.749.06	Receiver to use radio remote control 48.749.08 with function to synchronize 2 pedestals of the same table	48.739.xx
48.749.08	4-way radio remote control to operate separate table pedestals	48.740.xx; 48.743.xx
48.749.10	Synchronization receiver for 2 pedestal of the same table	48.737.xx

ROUND-ALU electrical table pedestal

ELECTRIC

Manufactured in anodized aluminum with components for indoor and outdoor use. To operate the leg, the switch **48.749.01** is required.
Ideal for mounting in pairs. If used singly, the table can rotate.
It is possible to achieve custom heights with a minimum order of 10 pieces.

Code	V	No. of heights	Max A	Speed	Height when retracted mm	Height when extended mm	Base Ø mm	Table plate Ø mm	Max load kg
48.737.12	12	3	10	12 mm/sec	358	758	200	200	100

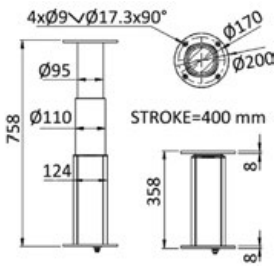

SQUARE-ALU electrical table pedestal

ELECTRIC

Manufactured in anodized aluminum with components for indoor and outdoor use. To operate the leg, the switch **48.749.01** is required.
Can be used in pairs by purchasing the synchronization box 48.749.10
It is possible to achieve custom heights with a minimum order of 10 pieces.

Code	V	No. of heights	Max A	Speed	Height when retracted mm	Height when extended mm	Table plate mm	Base mm	Max load kg
48.739.12	12	3	10	18	358	758	200x200	200x200	50
48.739.24	24	3	5	18	358	758	200x200	200x200	50

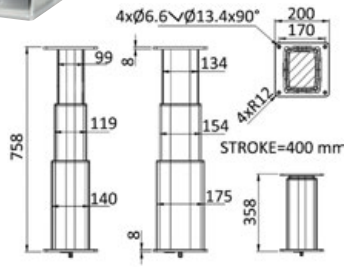

SQUARE 2- or 3-stage electrical table pedestal

ELECTRIC

STAINLESS STEEL

Made of mirror-polished AISI 316 stainless steel. For indoor and outdoor installation. A 6-pole switch is needed to reverse polarity and operate the pedestals.
To operate the legs, a 6-pole switch is required to reverse polarity.
The 3-stage version can be used in pairs using the synchronization box 48.749.06.
For a minimum of 10 pieces, custom heights can be made.

Code	V	No. of heights	Max A	Speed	Height A mm	Height B mm	Base CxD mm	Table plate ExF mm	Max load kg
48.740.12	12	2	10	12 mm/sec	404	674	250x250	188x250	100
48.740.24	24	2	5	12 mm/sec	404	674	250x250	188x250	100
48.743.12	12	3	10	15 mm/sec	313	637	355x280	355x280	100
48.743.24	24	3	5	15 mm/sec	313	637	355x280	355x280	100

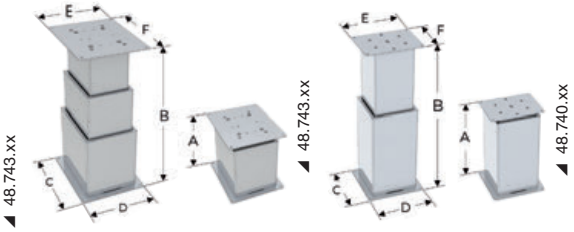

Folding arms for tip-top tables

NOVAL

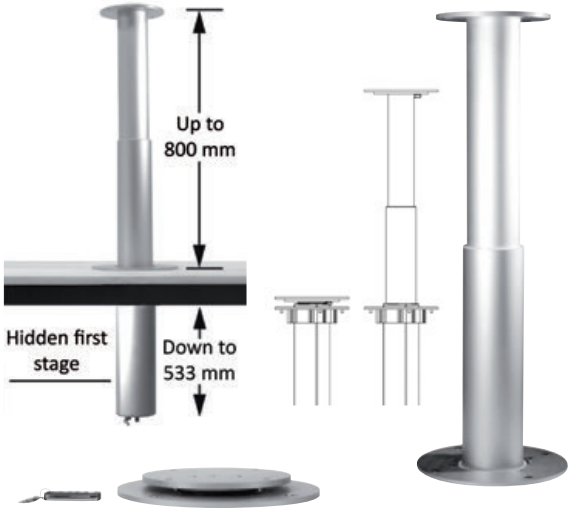

Foldable 2-stage electrical table pedestal

ELECTRIC

Made of anodized aluminium with parts for indoor and outdoor installation.
To be recessed in the floor. Available in both fixed and rotating versions with 90° table rotation.
To operate the legs, a 6-pole switch is required to reverse polarity.
For minimum lots of 10 pieces, it is possible to achieve heights.

Code	V	N. Stages	Max A	Speed	Height when retracted mm	Height when extended mm	Ø upper plate mm	Ø lower plate mm	Max load kg	Type of top plate	OPTIONAL switch
48.745.12	12	2	10	9-12 mm/sec	45	820	270	255	100	Rotatable by 90°	**48.749.01**
48.746.12	12	2	10	9-12 mm/sec	26	801	200	255	100	Fixed	**48.749.01**

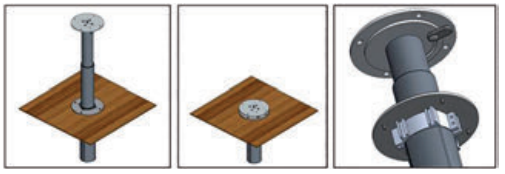

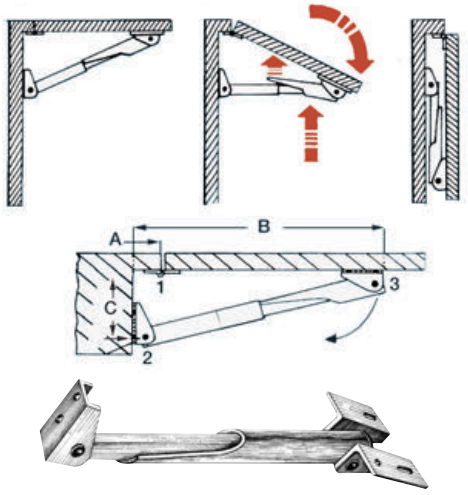

Rakego foldable arm for tables

Made of **anodized aluminium**, easy to use, light weight, rust-proof, easy to install and very sturdy.

Code	Ø mm	A mm	B mm	C mm	Max load per support	
					P1 kg	P2 kg
48.202.00	20	20/30	150	14	60	30
48.302.00	20	23/35	247	44	60	30
48.452.50	25	28/50	402	87	120	60
48.602.50	25	28/40	549	137	140	80

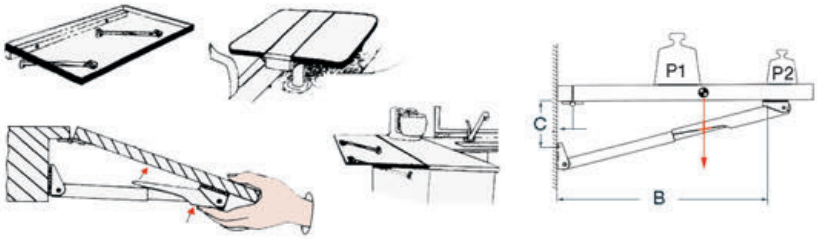

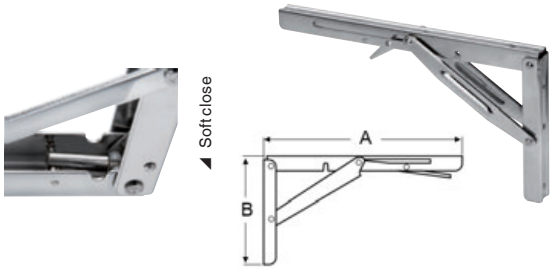

Folding arm for tables

AISI 316

Made of polished stainless steel.

Code	A mm	B mm	Max load kg	Type	Lock
48.615.00	300	160	150	-	open
48.615.03	300	160	250	-	open
48.615.01	305	165	150	-	Open/ close
48.615.04	305	165	**250**	-	Open/ close
48.615.10	300	160	150	Soft Close*	open
48.617.00	200	116	150	Short arm	open

**Soft close when the device is released*

Folding arm for tables and seats

Mirror-polished stainless steel, HEAVY DUTY model.

Code	A mm	B mm	Max load kg	Lock
48.616.00	320	165	100	Open only

They can also be used in pairs

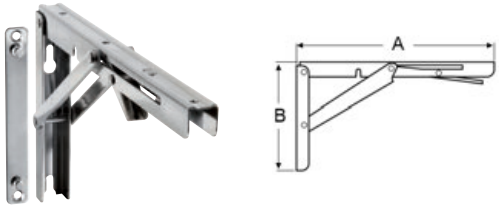

Slip-off folding arms for tables

Made of polished stainless steel, it can be slipped off their bulkhead support. Sold in pairs. 300-kg max allowable load per pair.

Code	A mm	B mm	Max load kg	Type	Lock
48.615.02	305	165	300 (pair)	Pair	Open/ close

Sold with bulkhead supports to pull out the arm.

Dolphin strikers and stern and bow platforms

Dolphin striker

AISI 316

Made of mirror-polished AISI316 stainless steel and real teak walking surface.
Adjustable strut.

Code	Pipe Ø mm	⟷ AxBxC mm
48.471.01	32	680x395x280
48.471.05	32	750x500x330
48.471.06	40	1180x590x330

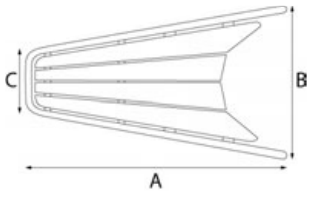

Dolphin striker with hinged bow roller for anchors

AISI 316

Made of mirror-polished AISI316 stainless steel and real teak walking surface.
Adjustable strut.

Code	Pipe Ø mm	⟷ AxBxC mm
48.471.04	32	750x500x330
48.471.08	40	1180x590x330

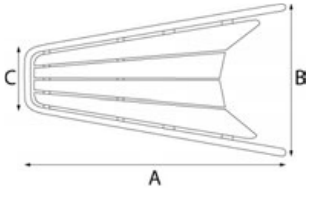

Racing Performance dolphin striker

Heavy duty version with adjustable roller housing for anchors up to 20 kg (compatible with the most common types) and adjustable joint for gennaker/Code-0.
Ready to fit a telescopic ladder in its lower part.
Made of polished AISI316 stainless steel + teak walking surface.

Code	A mm	B mm	Tube Ø mm	For boats m	For gennaker max m²	For Code-0 max pull kg	Anchor max kg	OPTIONAL bow roller	OPTIONAL ladder
48.472.01	1050	436 ± 50	32	7.80 / 10	80	1500	11	**48.472.10**	**48.472.30**
48.472.03	1172	533 ± 50	41.5	9.60 / 12.60	115	2500	20	**48.472.10**	**48.472.40**
48.472.05	1406	590 ± 50	41.5	10.80 / 14.10	130	2500	20	**48.472.10**	**48.472.40**

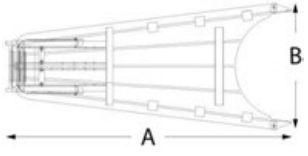

Accessories for Racing Performance dolphin striker 48.472.01/03/05

Code	Description	⟷ mm				
		A	B	C	D	E (Max length)
48.472.10	Universal hinged bow roller for 11/20 kg anchors	203.4	185	247.7	-	-
48.472.30	3-step telescopic ladder for 40.472.01	409.2	300	295	65	890
48.472.40	3-step telescopic ladder for 40.472.03/05	409.2	300	284	65	890

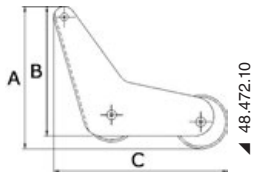

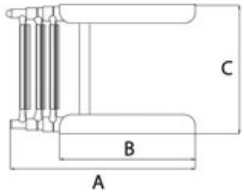

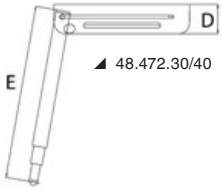

Dolphin striker with 2- and 3-step telescopic ladder

AISI 316

Made of mirror-polished AISI316 stainless steel and real teak walking surface. **Adjustable** strut.

Code	No of steps	Pipe Ø mm	⟷ AxBxC mm
48.471.02	2	32	700x395x280
48.471.03	3	32	720x395x280

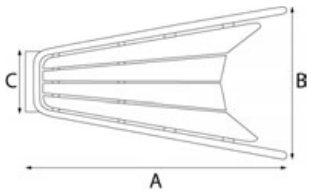

Fiberglass technopolymer stern platform

AISI316 stainless steel frame. Universal version.

Code	Width cm	Depth cm	Pipe Ø mm	Ladder
48.419.60	45	35	22	no
48.419.61	45	35	22	Yes, 3 steps, telescopic

49.540.03 *Spare ladder*

Mini platform

Suitable for **dinghies** or confined spaces. **Iroko** walking surface, fine finish.

Code	Width cm	Depth cm	U fitting INCLUDED	SS tube Ø mm	Ladder
48.420.08	34	36	**48.420.40**	22	no
48.420.09	34	36	**48.420.40**	22	Yes, 2 foldable steps

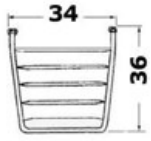



Stern platform

Made of **stainless steel**, with **Iroko** walking surface.

Code	Width A cm	Depth cm	Ladder
48.420.05	45	45	no
48.420.06	45	45	yes, 2 foldable steps
48.420.04	58	52	no
48.420.03	58	52	yes, 2 foldable steps

48.420.40 *4 joints INCLUDED*

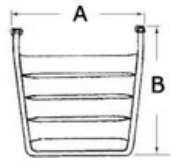

TL platform

Made of mirror-polished AISI316 stainless steel with **Iroko** grating. **Fitted with lower struts.**

Code	Width cm	Depth cm	Ladder	OPTIONAL ladder
48.419.51	45	39	Without ladder	**49.543.33**
48.419.50	45	39	Yes, 3 steps, telescopic, **hidden**	**49.543.33**

Stern gangplank for sailing boats/motorsailers

Made of mirror-polished AISI316 stainless steel with real **Iroko** walking surface. Adjustable fixing joints.

Code	Width mm	Depth mm	Pipe Ø mm	OPTIONAL ladder
48.443.01	840	380	25	**49.543.03**
48.443.02	1000	380	25	**49.543.03**
48.443.03	1090	600	25	**49.543.03; 49.543.04**
48.443.04	1310	600	25	**49.543.03; 49.543.04**

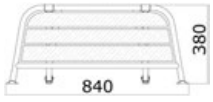

48.443.01

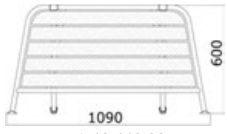

48.443.03

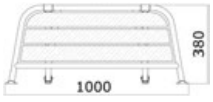

48.443.02

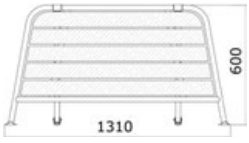

48.443.04

Stern platform

Made of 25-mm Ø polished **AISI316** stainless steel tube with articulated joints. **Iroko** walking surface.

Code	Width cm	Depth cm	Struts	OPTIONAL ladder
48.420.10	130	55	2	**49.543.03/04**
48.420.11	170	55	2	**49.543.03/04**
48.420.12	200	55	3	**49.543.03/04**
48.420.13	230	55	3	**49.543.03/04**

48.420.10/11

48.420.12/13

Platform – gangplank – ladder

Made of 25-mm Ø **stainless steel** tube, fitted with **Iroko** walking surface and mounting accessories.

Code	A cm	C mm	D mm	E mm
48.410.00	65	60	115	32
48.411.00	94	68	140	40

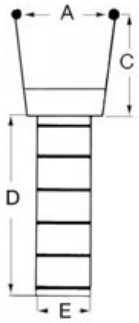

Gangplank for round stern hulls (gozzo boats / pilot boats)

Made of mirror-polished AISI316 stainless steel with real **Iroko** walking surface. Articulated terminal joints to adapt to any stern.

Code	⟷ RIGHT/LEFT element mm	Suitable for boats m	Pipe Ø mm	OPTIONAL ladder
48.443.40	530x430x885	6.60/8.40	25	**48.575.06**
48.443.41	650x470x950	8/10.20	25	**48.575.06**

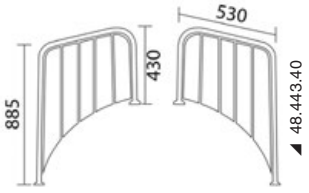

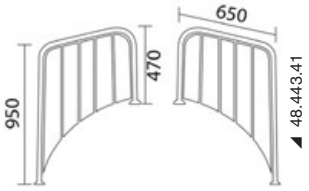

6-step foldable ladder for 48.443.40/41

Made of mirror-polished AISI316 stainless steel.

Code	Length mm	Width mm
48.575.06	1320	280

Swiveling ball joint for platforms, gangplanks, awnings, outboard engine brackets

To be fitted **outside** the tube. 3-screw mounting. Mirror-polished AISI316 stainless steel.

Code	for pipe Ø mm
48.420.25	25

T joint

Made of **stainless steel**, fitted with antifriction bushings.

Code	Ø mm
48.420.30	25
48.420.31	22

U plate

For mounting of platforms or ladders.

Code	for pipe Ø mm
48.420.40	25

U plate

For ladder hinges.

Code	For pipe Ø mm
48.420.50	22

Hinge

For ladders, made of **stainless steel**, supplied without bolts.

Code	For pipe Ø mm
48.420.60	22
48.420.61	25

A-Frames and T-Tops

Foldable A-frame for boats

In stainless steel AISI 316 equipped with upper and lateral support planes for lights and horns.
Telescopic model.

Code	Tube Ø mm	Height cm	Width at the attachment point cm	For boats
48.197.00	40	130	125/220	5/7 m

Foldable A-frame for dinghies

Made of stainless steel, very sturdy, fitted with upper and side plates for lights and horns.
Telescopic model.

Code	Tube Ø mm	Height cm	Width at the attachment point cm	For boats
48.199.00	40	130	125/180	5/7 m

Jumbo foldable A-frame

50-mm Ø stainless steel tube, fitted with upper and side plates for lights and horns.
Telescopic model.

Code	Tube Ø mm	Height cm	Width at the attachment point cm	For boats
48.196.00	50	125	125/220	up to 8 m

A-frame with folding awning

AISI 316

40-mm Ø stainless steel A-frame.
22-mm Ø stainless steel awning.
Rugged UV-resistant awning fabric (for navigation up to 35 knots with open awning).
When not in use, fold the awning against the A-frame, whose upper part can house a navigation light/ horn/ solar panel.

Code	Mounting width cm	Depth cm	Useful open height cm	Colour
46.916.01	155	330	120	blue
46.916.02	165	330	120	blue
46.916.03	175	330	120	blue
46.916.04	190	330	120	blue
46.916.05	210	330	120	blue

OCEANSOUTH

Seagull aluminium top

32-mm Ø anodized tube construction, extremely rugged.
Installation on the central or lateral steering console.
The totally adjustable fastening system allows for installation on both sides of the console and on its front; it can also be used on very small consoles.
When at rest, it can be **retracted** or **pulled out** of its brackets.
The fabric of the Top is made of blue ATLAS polyester weighing 310 g/m², waterproof and UV resistant.

Code	Tube Ø mm	⟷ top	
		Length mm	Width mm
48.195.20	32	135	105
48.195.21	32	150	120
48.195.22	32	150	140

Registered design in EU / Australia / New Zealand

OCEANSOUTH

Targa Top made of aluminium

32-mm Ø anodized tube construction. Universal type for installation on the stringer or on the 25-mm Ø handrail.
The fabric of the Top is made of blue ATLAS polyester weighing 310 g/m², waterproof and UV resistant.
Pivoting swing mounts for optimum angle of the four uprights.

Code	Tube Ø mm	⟷ top			Width at base mm
		Length mm	Width mm	Height mm	
48.195.10*	32	172	192	147	190-210
48.195.11	32	172	212	147	210-230

**Navigation at 20 knots is recommended.*

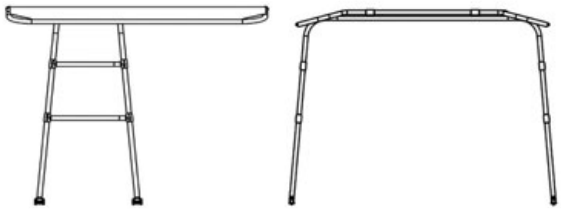

OCEANSOUTH

New Anodized aluminum T-Top

Made of anodized tube Ø 32 mm. Universal, as connections can be adjusted at will. T-Top made of blue, waterproof and UV-resistant ATLAS polyester fabric. All stainless steel components.

Code	Tube Ø mm	Length A mm	Width B mm	Max width of console A1 mm	Max height C mm	Colour
48.194.11	32	1700	1200	1000	2010	blue
48.194.12	32	1700	1400	1000	2010	blue

48.194.04 *Fishing rod holder for 32-mm Ø tube*
48.194.03 *Supports for navigation lights.*

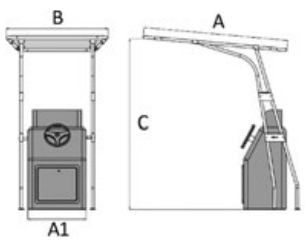

Aluminium T-Top

Manufactured from anodized tube Ø 32 mm. Universal, as the fittings can be adjusted as desired. The fabric of the "Top" is made of blue ATLAS polyester, 310 g / m², waterproof and UV resistant and can be removed for maintenance. All components are stainless.
Max. allowable speed when T-top is installed: 25 knots.

Code	Tube Ø mm	Length A mm	Width B mm	Max width of console A1 mm	Max height C mm
48.194.01	32	1700	1200	850	2050
48.194.02	32	1700	1400	1050	2050

48.194.04 *Fishing rod holder for 32-mm Ø tube*
48.194.03 *Supports for navigation lights.*

◢ 48.194.03

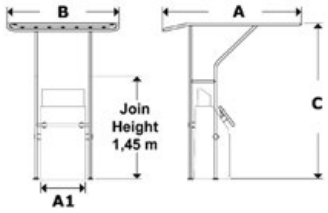

◢ 48.194.04

New Professional aluminium T-top

Made from Ø 44-mm tubes, complete with high-strength resin fittings and high-quality welded parts. Universal as the console attachments can be adjusted at will. T-Top made of waterproof and UV-resistant ATLAS polyester fabric.
Epoxy powder-coated frame.

Code	Tube Ø mm	Length A mm	Width B mm	Max width of console A1 mm	Max height C mm	Colour	Fabric colour
48.195.04	44	2000	1400	900	2050	white	blue
48.195.44	44	2000	1400	900	2050	Black	Black
48.195.05	44	2000	1600	1000	2050	white	blue
48.195.55	44	2000	1600	1000	2050	Black	Black

48.195.01 *Nylon rod holder for 44-mm Ø pole.*
48.195.02 *Supports for navigation lights.*

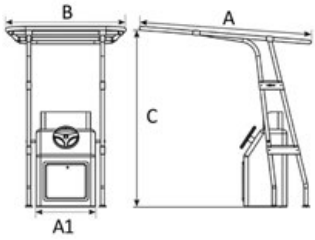

OCEANSOUTH

◢ 48.195.01

◢ 48.195.02

◢ 48.195.04/05

◢ 48.195.44/55

Professional aluminium T-top

Manufactured from Ø 44 mm tube, with high-strength resin fittings and very high-quality welded parts. Universal as the connections to the console can be adjusted as desired. The fabric of the T-Top is blue ATLAS polyester 340 g/m² waterproof and UV resistant.
Max. allowable speed when T-top is installed: 25 knots.

Code	Tube Ø mm	Length A mm	Width B mm	Max width of console A1 mm	Max height C mm
48.195.03	44	2000	1400	1000	2000

48.195.01 *Nylon rod holder for 44-mm Ø pole.*
48.195.02 *Supports for navigation lights.*

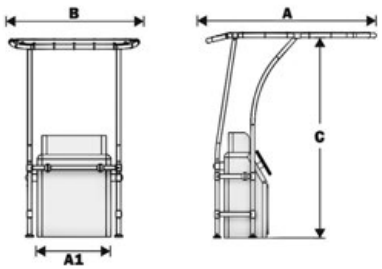

◢ 48.195.01

◢ 48.195.02

OCEANSOUTH

New Professional Heavy Duty T-Top in painted aluminium

Made of 44-mm Ø tube with high-resistance resin connections and top-quality welded parts. Universal for any type of console since the connections are adjustable. The T-Top fabric is made of waterproof and UV-resistant blue Atlas polyester.
Epoxy powder-coated frame.

Code	Tube Ø mm	A mm	B mm	Max width of console A1 mm	Max height C mm	Colour	Fabric colour
48.193.01	44	1400	2000	900	2050	white	blue
48.193.02	44	1400	2000	900	2050	Black	Black

48.195.01 *Nylon rod holder for 44-mm Ø pipe.*
48.195.02 *Navigation light support.*

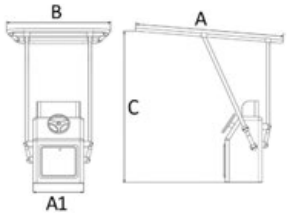

Professional aluminium T-top, Heavy Duty version

Manufactured from Ø 44 mm tube, with high-strength resin fittings and top-quality welded parts. Universal as the connections to the console can be adjusted as desired. The fabric of the T-Top is blue ATLAS polyester, 310 g/m², waterproof and UV resistant.
Max. allowable speed when T-Top is on: 25 knots.

Code	Tube Ø mm	A mm	B mm	Max width of console A1 mm	Max height C mm
48.193.00	44	1400	2000	950	2000

48.195.01 *Nylon rod holder for 44-mm Ø pipe.*
48.195.02 *Navigation light support.*

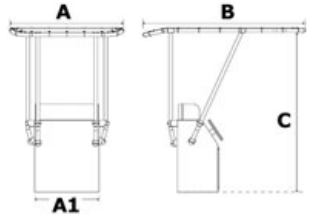

Fishing rod holder for 48.195.51

Stainless steel T-Top

35-mm Ø polished AISI316 stainless steel tube (the cover has 28-mm Ø). Universal model: adjustable width (max. 140 cm) and height (max. 210 cm). Waterproof and UV-resistant blue fabric that can be removed for maintenance. Pull out from the tubes to disassemble the T-top.

Code	Tube Ø mm	Length A mm	Width B mm	Adjustable width D mm		Max height C mm	kg
				min	max		
48.195.50	35	2400	1640	500	1400	2100	36
48.195.51*	35	2400	1640	500	1400	2100	39

**Fitted with 4 fishing rod holders*

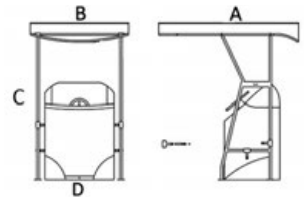

Retractable aluminium T-TOP

Designed to facilitate storage and transport on a trolley. Universal for any type of console, as the attachments can be adjusted at will. The fabric of the TOP is in blue ATLAS polyester weighing 310 g/m², waterproof, UV resistant and can be dismantled for maintenance. All components are stainless. Maximum speed allowed with the cover installed: 25 knots.

Code	Tube Ø mm	Length A mm	Width B mm	Max width of console A1 mm	Max height C mm	Retractable height mm	Colour
48.192.01	32	1350	1050	700	2000	1400	blue
48.192.02	32	1700	1200	850	2000	1400	blue
48.192.03	32	1700	1400	1050	2000	1400	blue

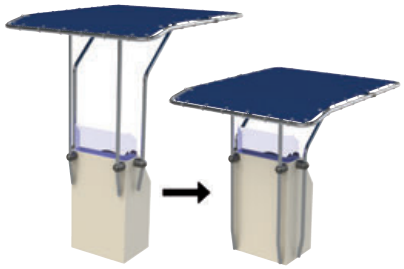

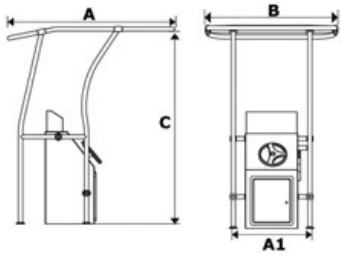

Accessories for T-TOP manufacturing

Description	32-mm Ø hose	44-mm Ø hose
Side fitting	**48.180.01**	**48.180.11**
Base	**48.180.02**	**48.180.12**
"T"	**48.180.03**	**48.180.13**
Pair of radial inserts	**48.180.04**	-
Blind base	-	**48.180.15**

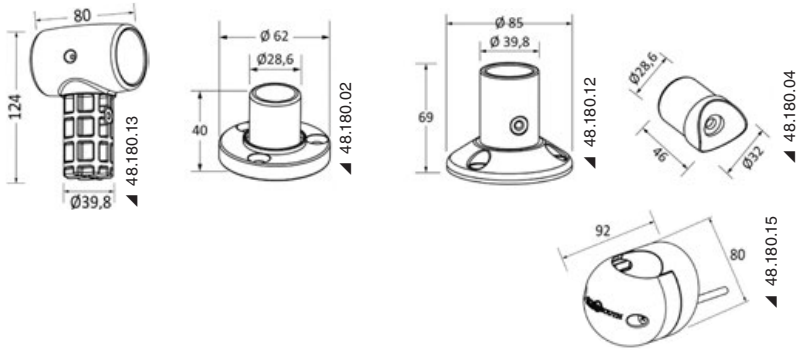

Universal clear spray hood for T-TOPs

Excellent weather-resistant properties. Easy and safe fastening with polyester tapes and buckles. Unobstructed front and side view. Reinforcements in the upper and lower part. Easy to disassemble when not in use.

Code	A mm	B mm	C mm	D mm	E mm	For console max width mm
48.190.02	2630	370	420	1700	1050	700
48.190.03	3030	570	1020	2100	1050	over 700

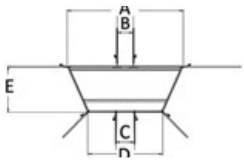

Full cover for steering console with T-TOP

Easy to place, attaches under the T-Top. Covers both the console and the driver's seat. Complete closure via nylon zipper. Elastic bands around the seat and in the parts above and below to ensure a good fit. Waterproof, breathable and UV resistant polyester fabric 220 gr/m².

Code	Length mm	Width mm	Height mm	Colour
48.189.02	1200	1500	1800	grey
48.189.03	1200	1830	1800	grey

Wakeboard Tower and accessories

Monster Tower
WAKEBOARD TOWERS & ACCESSORIES

◢ 48.411.01

MTK aluminium watersport tower

For boats longer than 4.80 m and 1.52/2.60-m wide.
It is fitted with 360° navigation light (2NM/ COLREG 72). Quick coupling for folding. 64-mm Ø tubes.
5-year warranty. Ready to fit several accessories.

Code	Model	Colour	Original code	OPTIONAL bimini
48.411.01	MTK	Anodized aluminium	SOT405	**48.411.11**
48.411.02	MTK	Black	SOT407	**48.411.11**

◢ 48.411.02

Bimini top for Monster Tower

Installation in a matter of seconds on the Tower top. Folding model, it doesn't take space on the accessories installed.
UV-resistant black Sunbrella® fabric (10-year warranty on the fabric) and anodized aluminium tubes with black accessories.

Code	Description	Colour	⟷ cm
48.411.11	Bimini for MTK	Black	183x183

Brackets for wakeboard and water skis

Fitted with a quick coupling system, no tools needed. These brackets can adapt to any tower (for tubes having a different diameter than 64 mm, please order collar kit 48.415.90).
Aluminium arms and 303 stainless steel brackets. Rubber protections for the board and the boat.
UV-resistant elastic bands to fasten the boards.

Code	Description	Colour	Original code
48.415.31	Bracket for wakeboards with 2 forks for 38 mm	Aluminium	WBRBA-2.5
48.415.32	Bracket for wakeboards with 2 forks for 38 mm	Black	WBRBA-BK-2.5
48.415.13	Bracket for 2 wakeboards and/or 1 wakeboard + 1 surfboard, with 1 fork for 38 mm and 1 for 70 mm	Aluminium	SWR-2.5
48.415.25	Bracket for 1 Combo ski or 2 Slalom skis with forks for 38 mm	Aluminium	WSR-2.5

48.415.90 *OPTIONAL Adapter for 41- to 63-mm Ø tubes.*

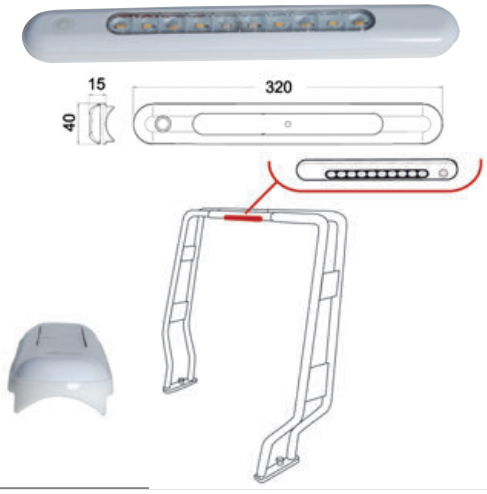

Watertight LED surface light

IP66

High-efficiency SMD-HD LED light source. Radial base version with soft silicon seal, **ideal for booms, A-frames, dinghies,** etc.

Code	Finishing	LED	LED beam angle	V	W	Lux at 50 cm	lumen	K	Switch	⟷ mm
13.192.20	white	10 SMD-HD	50°	12	3	342	450	4000	Yes	320 x 40 x 15



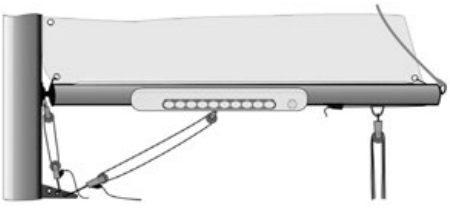

Rear-view mirror for Wake Tower

Code **64.497.00**
Large mirror for a perfect view of the skier (18x36 cm). Aluminium bracket, quick release (no tools needed). Mounting on all 41- to 64-mm Ø tubes.

Storage locker and consoles for dinghies

Storage locker

Made of **white VTR,** lid fitted with lock.

Code	Dimensions cm		Prepared for seat	Prepared for pillow
	Base	seat		
48.294.91	80x33x51h	-	-	**48.300.10**
48.295.01	58x42x38h	54x37	**48.415.00**	**48.300.12**
48.296.01	79x42x38h	74x36	**48.415.02**	**48.300.13**
48.296.02	90.2x42.2x36.9h	-	**48.415.03**	**48.300.14**


48.300.13

48.296.01/02

48.296.01/02; 48.300.13

48.295.01

48.294.91

Helm seat for open boats, with foldable backrest

Made of white fibreglass and fitted with opening seat to be used as a peak. The foldable backrest enables to use the seat facing the bow or the stern. Stainless steel hardware. White leather fabric upholstery.

Code	Type	Length cm	Depth cm	Seat height cm
48.292.02	Jolly 2	90 (two-seater)	48	53
48.292.04	Jolly 4	60 (single seat)	48	53

48.292.02

48.292.04

Storage locker / seat for 2.30- to 3.30-m dinghies

When the dinghy is 75% inflated, unscrew the side knobs, extend the sides until touching the chambers and finish inflating the dinghy.

Code	Width between vertical bulkheads	Height with cushion cm	Max base width cm	⟷ cushion cm	Inside usable compartment cm
48.294.00	**adjustable from 62 to 75 cm**	31	45	27x62	37x16x23 h

Opening multipurpose peak

Made of white VTR, fitted with stainless steel hinges and chromed brass lever lock. Also suitable as storeroom to be installed on the dock, in front of the boat.

Code	⟷ cm
48.297.00	140x50x55h

Steering console

Made of **white fiberglass**. Fitted with side handrail and front opening peak.

Code	Base cm	Height cm
48.299.00	40x48	81

Steering console with wooden inserts

Made of **white fiberglass**, fitted with mahogany plywood inserts. Compatible with any wheel steering system. Fitted with **stainless steel** handrail.

Code	Base cm	Height cm
48.300.00	40x44	81 cm + 9-cm handrail

Bridge 2 steering console

Made of white fibreglass, fitted with stainless steel handrail, plexiglass windscreen, central opening peak.

Code	Type	Length cm	Depth cm	Height (without windscreen) cm
48.298.00	Bridge 2	73	44	104

MAGMA barbecues and accessories

MAGMA charcoal barbecue

Made of polished stainless steel. All parts are hinged to keep them from falling into the sea. The lid can be rotated to act as a windscreen.

Code	Model	External Ø mm
48.511.02	Charcoal	381

MAGMA gas barbecue

Fitted with pressure regulator for CAMPING GAZ aluminium canisters (CV270/470). Made of polished stainless steel, fitted with stainless steel radiant plate. All parts are hinged to keep them from falling into the sea. The lid can be rotated to act as a windscreen.

Code	Model	External Ø mm
48.511.01	Gas	381

MAGMA Marine Kettle gas barbecue/burner

Made of polished stainless steel. All parts are hinged to prevent them from falling into the sea. The cover can be rotated to act as a windscreen. Fitted with pressure regulator for CAMPING GAZ aluminium canisters (CV270/470).

Code	Model	External Ø mm
48.511.03	Gas barbecue/burner, piezoelectric starting, for CAMPING GAZ canisters	381

MAGMA Adventurer gas grill

Code **48.511.14**

100% polished stainless steel. Grilling area: 46x23 cm. Fitted with foldaway legs for use on the ground in picnic areas. Fed by Camping Gaz (CV270/470) canisters.

MAGMA Catalina Infrared barbecue with infrared grilling technology

Polished stainless steel. Designed to use Camping Gaz canisters. Fitted with folding supports for use on the ground in picnic areas. Anti-flame and anti-burst screens integrated in the grilling system for even heat distribution. Electronic ignition. Pressure regulator for CAMPING GAZ alluminium canisters (CV270/470).
Piezoelectric ignition + thermometer.

Code	Double cooking grill	
	primary cm	secondary cm
48.511.06	30x46	14x46

MAGMA barbecue mounts 48.511.01/02/03

Code	Description
48.512.01	Barbecue mount for 22/25-mm Ø **pulpit** tube
48.512.04	Barbecue mount for 28/32-mm Ø **pulpit** tube
48.512.02	Barbecue mount for the **stringer**
48.512.03	Barbecue mount for 30/48-mm Ø **fishing rod holder**
48.512.05	3-leg stand to use the barbecue on the **floor**
48.512.06	Barbecue mount for flush mounting onto the stringer
48.512.11 New	20 cm extension for barbecue attachment

48.512.01/04

48.512.02

48.512.03

48.512.05

48.512.11

48.512.06

MAGMA Barbecue Cover

Made of sunbrella cordura, it protects the barbecue while in place or stowed.

Code	Colour	For BBQ
48.512.13	Captain's Navy	48.511.01; 48.511.02; 48.511.03
48.512.18 New	Black	48.511.14
48.512.19 New	Black	48.511.06

48.512.13

48.512.18/19

Removable serving shelf for barbecue

Made of stainless steel with HD polyethylene top. It hooks to the barbecue and works both as a worktop and serving tray (when unhooked).

Code	⟷ mm	For BBQ
48.512.15	440x190	**48.511.14; 48.511.06**



Mounting system for grill and worktops MAGMA 48.511.06/04

Code	Description	Grill	For worktops
48.516.01	Mounting on 22/25-mm Ø tubes	48.511.06	48.515.00; 48.516.00
48.516.03	Mounting on 28/32-mm Ø tubes	48.511.06	48.515.00; 48.516.00
48.516.04	Mounting on pull-out (double) worktop	48.511.06/14	48.515.00; 48.516.00
48.516.05	Mounting on the fishing rod holder (single)	48.511.06/14	48.515.00; 48.516.00
48.516.16 New	Fixing on flat surface, set of 15cm extenders.	48.511.06/14	48.516.00
48.516.17 New	Mounting on the fishing rod holder (single)	48.511.06/14	-

48.516.05

48.516.16

48.516.01/03

48.516.04

48.516.17

FDA plastic (HD polyethylene) worktop

Ideal to cut fish or meat, made with odourless, shatter-proof and UV-resistant material, it does not absorb food odours. Fitted with **pull-out bayonet stainless steel** hinges, designed for mounting on the stringer in a matter of seconds. It comes with kitchen utensil holder.

Code	⟷ mm
48.515.00	510x410

FDA plastic (HD polyethylene) worktop, Heavy Duty

Ideal to cut fish or meat. Heavy-duty model fitted with drain and kitchen utensil holder. Made with odourless, shatter-proof and UV-resistant material, it does not absorb food odours.

Code	⟷ mm
48.516.00	320x790

Party Table MAGMA

Made from high-density polyethylene approved by the FDA and UV resistant
Can hold bottles of various sizes and turns your worktop into a minibar during onboard parties.

Code	⟷ mm	Insertable into plans	Assemblable with fixing accessories
48.517.00	476x311x100	48.515.00; 48.516.00	48.516.01; 48.516.03; 48.516.04; 48.516.05

MAGMA case

Made from durable padded polyester fabric, they allow for the secure storage and convenient transport of MAGMA grills with all their accessories.

Code		⟷ mm	For BBQ
48.511.23	New	632.5 x 437 H=318	48.511.14
48.511.24	New	632.5 x 503 H=386	48.511.06
48.512.12		419 x 311 H=460.4	48.511.01; 48.511.02; 48.511.03

MAGMA spare parts/accessories

Code	Description
48.512.80	Regulator and valve (10-267-type2) for CAMPING GAZ Cv270/470 canisters
48.512.81	Collar (10-268) for CAMPING GAZ Cv270/470 canisters

Cockpit tables and chairs

High-quality tip-top table

Structure of anodized aluminium tube Ø 25 mm. White shelf with decor, thickness 16 mm.

Code	Table top shape	⟷ table top cm	Height cm	kg
48.354.02	Rectangular	80x40	61	5.3
48.354.04	Rectangular	88x60	61	7
48.354.06	Rectangular	110x60	70	7.5
48.354.07	Rectangular	130x73	72	11.8
48.354.10	Oval	95x66	70	8.9
48.354.12	Round	60	40	5.3
48.354.14	Rectangular	60x40	51	6.8

Anodized aluminium folding padded chair

25-mm Ø anodized aluminium frame. 6000D polyester padded seat. Stainless steel bolts and screws. Painted wooden armrests.

Code	Model	Fabric colour	⟷ cm	
			open	closed
48.352.91	Super-deck	navy blue	60x43x90 h	90x55x10 h

Anodized aluminium folding chair

25-mm Ø anodized aluminium frame. 600D polyester seat. Stainless steel bolts and screws, polyurethane coated wooden armrests.

Code	Model	Fabric colour	⟷ cm	
			open	closed
48.353.01	Beach	navy blue	62x57x83 h	89x56x13 h
48.353.05	Deck	navy blue	58x71x90 h	89x56x13 h

48.353.01

48.353.05

Anodized aluminium Director's folding chair

25-mm Ø anodized aluminium frame, sturdy 600D polyester seat.

Code	Model	Fabric colour	⟷ cm	
			open	closed
48.352.90	Director's chair	blue	60x48x79H	17x48x79H

Anodized aluminium Director's folding chair

25-mm Ø anodized aluminium frame. Polished aluminium cast joints. Polyurethane-coated wooden armrests.

Code	Model	Fabric colour	Seat fabric	⟷ cm		Max load kg
				open	closed	
48.353.17	Director	white	whitepolyester	54x50x87 h	73x55x10 h	120
48.353.18	Director	navy blue	whitepolyester	54x50x87 h	72x52x14 h	120

48.353.17

48.353.18

Anodized aluminium Captain's chair

25-mm Ø anodized aluminium frame. **White leather fabric** cushions, backrest and armrests padded with soft **polyurethane foam**. Folding for easy stowage.

Code	Colour	⟷ cm	
		open	closed
48.340.00	white	66x76x58 h	65x80x30 h

Kitchenware

Blue Ocean kitchenware

ANTI-SLIP

Plastic kitchenware featuring what follows:
1) Anti-slip integrated bottom to ensure stability and dramatically reduce falls and moves.
2) Heat-, cold- and humidity-resistant, dishwasher- and freezer-safe.
The dishware is made from high-quality food-grade melamine; the cups are made of reslyn, a 100% BPA-free thermoplastic material with excellent insulating properties and usable up to 95°C; the glasses are made of highly brilliant transparent SAN.

Code	Description
48.431.50	All-inclusive set: 6 x plates / soup plates/ dessert plates, 6 x 30-cl glasses, 6 x cups, 1 vassoio

Scoot gard special synthetic anti-skid tablecoth

It prevents plates and cutlery from falling due to rolling or pitching. The material has a natural cotton look and brings a homely feeling to the table.

Description	blue	Sand
American setting (4 placemats + 4 coasters)	**48.460.03**	**48.460.01**
Tablecloth to be cut to size 30,5 x 366 cm	**48.461.03**	**48.461.01**

Dish Cleaner washing up detergent

Low-foam washing up detergent. Perfect degreasing power, **even** when using **salt water**, it rinses easily. Foam dissipates quickly, avoiding discharging suds into the sea.

Code	Package ml
48.433.05	500 (bottle with dosing cap)

YACHTICON Sea Wash

Special concentrated cleaning liquid for dish washing. **It can also be used with salt water** for a considerable saving of fresh water.

Code	Package ml
32.955.00	250

MAGMA

◢ 48.700.04

MAGMA Popote nestable cookware

Made of mirror-polished AISI316 stainless steel. For use also on induction burners. Fitted with removable snap handles.

Code	Ø cm	Stacked set height cm	Description	Content	OPTIONAL
48.700.01	25	18.5	SS inside	4 saucepans, 1 pan, 2 covers, 2 snap handles	**48.700.04** colander
48.700.02	25	18.5	Anti-stick ceramic internal coating	4 saucepans, 1 pan, 2 covers, 2 snap handles	**48.700.04** colander

Glass and can holders

Plastic universal glass holder for snap-in mounting on pulpits and handrails

Code	Version	For pipe Ø mm	Kit includes
48.430.08	Universal	25/30	3 pcs

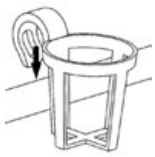

Glass and can holder

Made of **PVC with suction pad** to prevent overturning.

Code	Inside Ø mm	ORDER BY BOX
48.270.10	65	4

Price for 4-pcs set

Glass and can holder

Made of **soft white PVC**, universal size.

Code	Height mm	Ø mm	Mounting base mm	Fixing
48.430.07	100	72	108 x 75	bulkhead

Foldable plastic glass holder

Adjustable frame, bulkhead mounting. For different diameters.

Code	⟷ mm
48.430.05	100x95

Foldable glass and can holders

Made of **polished stainless steel**. Adjustable nylon structure to house various glass sizes. Soft plastic foam base.For bulkhead mounting.

Code	⟷ mm
48.430.06	107x91x14

Adjustable and folding glass and can holder

100% mirror-polished stainless steel. Finger brackets coated with anti-slip rubber.

Code	Adjustable Ø mm
48.430.04	50 to 79

Anti-vibrating glass holder

Made of **black rubber**, for holding cans or glasses.

Code	Recess Ø mm	External Ø mm	Depth mm
48.430.10	75	100	55

Recess fit glass holder



Made of **white ABS**. For holding glasses, cans, bottles or mugs with handle.

Code	Recess Ø mm	External Ø mm	Depth mm
48.430.02	75	95	35
48.430.03	90	110	35

Recess fit glass holder

ABS.

Code	Colour	Recess Ø mm	External Ø mm	Depth mm
48.430.12	Black	75	86	75
48.430.13	white	75	86	75

OSCULATI

Glass and can holder

Made of moulded polished **stainless steel**, designed for mounting on the control panel or on the driving console.

Code	Colour	Inside Ø mm	External Ø mm	Depth mm	Recess Ø mm
48.430.00	Steel	68	88	42	70
48.430.80	Black	68	88	42	70

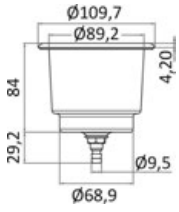

Deluxe stainless steel glass holder

Dual diametre to house bottles and cans. Drain hole with hose adaptor (option). Soft PVC base, mirror-polished edge. Self-adhesive seal for fast mounting and to avoid silicone sealing.

Code	Version	Colour
48.430.01	Standard	Steel
48.430.81	Standard	Black
48.430.11	12V blue LED internal lighting along the perimeter	Steel

Inox Delux Slim steel glass/can holder

Designed to hold bottles and cans: drain hole with hose connector as an option. Soft PVC with logo at the bottom.

Code	Recess Ø mm	External Ø mm	Depth mm
48.430.20	73	87	73

Glass holders

AISI 316 Mirror-polished AISI316 stainless steel.

Code	No of glasses	Size mm	Height mm	Glass max Ø mm	Fixing
48.429.01	1	106x106	76	90	with studs
48.429.11	1	106x106	76	70	screws
48.429.02	2	216x106	76	90	with studs
48.429.22	2	216x106	76	70	screws
48.429.03	3	311x106	76	90	with studs
48.429.33	3	311x106	76	70	screws
48.429.10	1	106x106	76	90	screws

Swing-Out glass holder - cup holder - can holder

Made of UV-resistant plastic. It can be opened to take a smaller space. Bulkhead or flat mounting with screws or suction cups (included).

Code	Version	Colour
48.429.80	1 / 2 cups/cans	white
48.429.81	2 / 4 seats	white

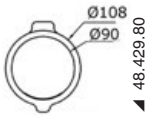

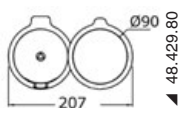

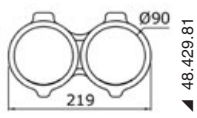

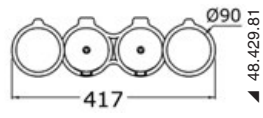

Glass holder with suction cup

Suction cup base and glass holder. For bulkhead and flat mounting.

Code	Inside Ø mm	⟷ base mm
48.430.14	70	67x70

White plastic object holder compartment

Fitted with **suction pads** for easy installation.

Code	Description	Included	⟷ mm
48.438.51	COCKPIT CADDY - ideal for fishermen and personal objects	3 suction pads	235x120x100 H
48.438.52	GPS/CELL - ideal for GPS or cell phones	2 suction pads	157x74x100 H
48.438.53	CRUISER CADDY - object holder with can holder	3 suction pads	290x130x86 H
48.438.54	LURE ROCK - for fishhooks, baits, knives (31 compartments)	1 snap suction pad	306x58.5x83.1 H

Storage pocket

White ABS body with woven nylon elastic net. **Self-adhesive** back or to be fixed with **4 screws**.

white	Black	⟷ LxHxP mm	Prepared for mounting on hatches
48.434.10	**48.434.20**	250x115x10 (depth)	**20.291.00; 20.293.00; 20.303.00; 20.305.00; 20.305.40**
48.434.11	**48.434.21**	250x115x30 (depth)	-
48.434.12	-	360x160x12	**20.292.00; 20.294.00; 20.299.00; 20.304.00; 20.306.00**
48.434.13	-	360x160x30	-

TV lifts

UP-DOWN TV-LIFT

Vertical electrical lift for TV set. Compatible with VESA 75/100/200 fastening systems. Black coated or anodized elements. 22- to 25-mm/s approx. speed depending on the TV set weight. Elements painted or anodized in black.
Approximate speed from 22 to 25 mm/s depending on the TV weight.
Requires a 6-pole switch to reverse polarity. Type 14.192.03 or 48.749.01

Code	V	Inner height A mm	Outer height B mm	Stroke C mm	Width D mm	Thickness E mm	TV set max height F mm
48.760.12	12	650	1165	515	300	58	500
48.761.12	12	700	1265	565	300	58	550
48.761.24	24	700	1265	565	300	58	550
48.762.12	12	750	1365	615	300	58	600
48.762.24	24	750	1365	615	300	58	600



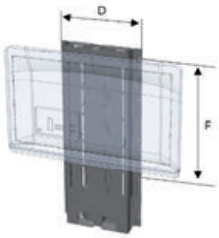

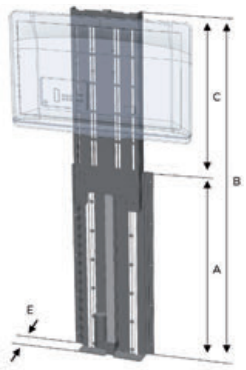

Bed base for berths

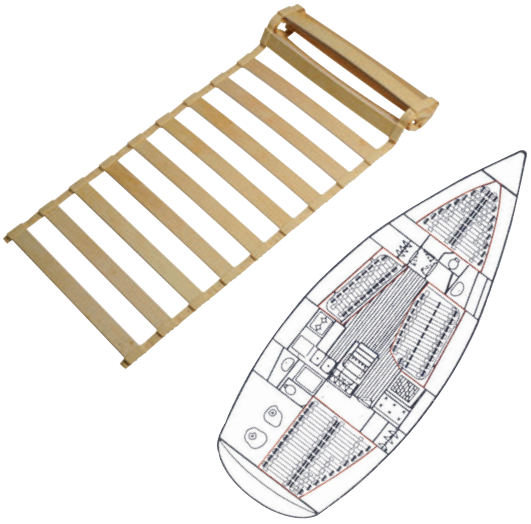

Elastic base for beds/berths

Made of flexible wood bent slats joined together by means of special anti-slip and mouldable plastic tapes that follow the bed shape. The elastic base has 2 functions:
1) aeration of the bed to avoid mould and humidity
2) excellent comfort of the bed.
Supplied in single-bed kit (for double bed, use 2 kits).
The wooden slats can be cut according to the desired perimeter and are then assembled using the flexible tapes.

Code	Network formed by	⟷ mm
48.790.01	16 x 100x62x8-mm staves + 2 x 2000-mm side tapes	2000x1000 (trimmable)

For the double bed, use 2 pcs.





BEDFLEX® elastic bed base for beds and berths

Made with beech multilayer slats with 5 (8-mm) or 6 (10-mm) unidirectional coatings for better elasticity.
The slats are kept together with a synthetic rubber tape. No humidity or mould under the bed. Cut the slats with a hacksaw to adapt them to any shape.

Code	Description	⟷ mm	Thickness mm	No. of tapes
48.792.01	14 slats (single)	90x200	8	2
48.792.02	14 slats (double)	140x200	8	3
48.793.01	14 slats (double)	160x200	10	3
48.793.02	14 slats (double)	180x200	10	3

49

Easy Up under-platform ladder with handles

With overhanging rungs that make it easy to pull out the ladder and built-in climb-back handles



Telescopic and folding ladders

Telescopic ladder for gangplank

OSCULATI

AISI 316

Made of **mirror-polished stainless steel.**

Version with steps		Type of ladder	Steps	Tube Ø mm	Length mm		Max width mm
white	Black				open	closed	
49.541.03	**49.541.53**	Standard	3	19/25/32	889	370	300
49.541.04	**49.541.54**	Standard	4	19/25/32/38	1.156	394	315
-	**49.541.55**	Standard	5	19/25/32/38/44	1.420	450	315
49.541.22	-	Narrow	2	25/32	597	340	210
49.541.23	**49.541.33**	Narrow	3	19/25/32	889	368	210
49.540.03	-	Wide	3	19/25/31	889	368	392
49.540.04	-	Wide	4	19/25/32/38	1156	394	392
49.540.05	-	Wide	5	19/25/32/38/44	1400	445	392

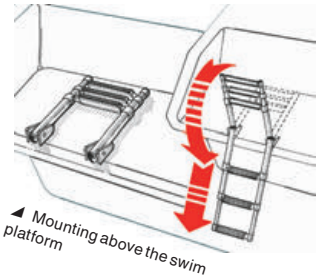

OSCULATI

Gangplank telescopic ladder with built-in handle

AISI 316

Made of **mirror-polished stainless steel.** Oval steps with white plastic footboard.

Code	Steps	Tube Ø mm	Length mm		Max width mm
			open	closed	
49.553.03	3	19/25/32	889	370	300
49.553.04	4	19/25/32/38	1.156	394	315

Gangplank telescopic ladders with grip handle

PATENT / BREVETTATO **AISI 316**

Equipped with **foldable handle** make climbing on board easier. Made of mirror-polished AISI 316 stainless steel with superior finish, oval steps and white plastic footboard.

Code	Steps	Tube Ø mm	Length mm		Max width mm	Fixing
			open	closed		
49.551.03	3	19/25/32	889	370	330	Bathing platform / gangplank
49.551.04	4	19/25/32/38	1156	394	345	Bathing platform / gangplank
49.551.05	5	19/25/32/38/44	1400	440	430	Bathing platform / gangplank
49.551.23	3	19/25/32	889	370	240	Bathing platform / gangplank

OSCULATI

Total Black telescopic ladders for platforms black colour

AISI 316

Ladders are coated in black through a modern industrial process garanteed for 500h in saline fog conditions.

Code	Steps	Tube Ø mm	Length mm		Max width mm
			open	closed	
49.536.03	3	19/25/32	889	370	300
49.536.04	4	19/25/32/38	1.156	394	315

OSCULATI

Telescopic ladder for gangplank fitted with large steps.

AISI 316 **EXTRA-LARGE STEPS (57 MM)**

Mirror-polished stainless steel with **57-mm deep steps** for better comfort.

Code	Steps		Length mm		Width mm
	No.	Colour	open	closed	
49.541.63	3	Black	870	370	300
49.541.64	4	Black	1150	395	315
49.541.65	5	Black	1400	440	325





Big telescopic ladder for platform

AISI 316 | **EXTRA-LARGE STEPS (57 MM)** | **EXTRA-LARGE STRUCTURE**

Made of AISI316 stainless steel, with **57-cm wide steps** for better comfort. **305-mm tube centre distance**.

Code	Steps		Length mm		Width mm
	No.	Colour	open	closed	
49.541.74	4	Black	1140	398	352
49.541.75	5	Black	1415	454	358

OSCULATI

Telescopic ladder for platforms, with oval tubes and larger step

PATENT PENDING | **AISI 316** | **LARGE STEPS (43 MM)**

The oval tubes make the ladder more valuable. Better grip when climbing up.

Code	Steps		Length mm		Max width mm
	No.	Colour	open	closed	
49.555.03	3	Grey RAL 7046	850	375	300
49.555.04	4	Grey RAL 7046	1130	406	306
49.555.05	5	Grey RAL 7046	1370	439	318

OSCULATI

DIVER telescopic ladder for gangplank

AISI 316

Made of mirror-polished stainless steel. Anti-slip steps. Ideal for scuba diving and water sports.
Steps with non-slip coating.
Particularly suitable for diving / water sports.

Code	Tube Ø mm	Steps		Length mm		Width mm	Fixing
		No.	Colour	open	closed		
49.552.03	19/25/32	3	Black	870	390	350	Bathing platform / gangplank
49.552.04	19/25/32/38	4	Black	1150	440	350	Bathing platform / gangplank

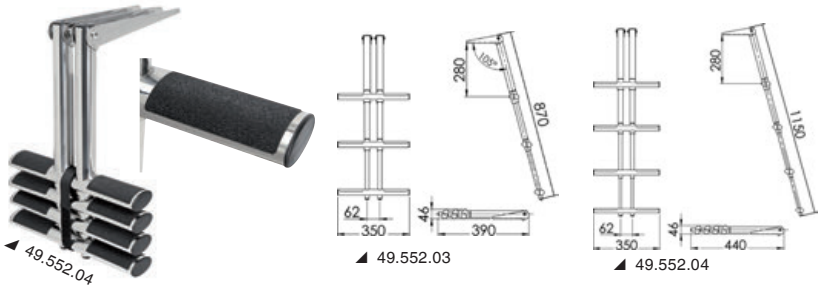

EasyUp Telescopic ladder with handles for installation above the bathing platform

AISI 316 | **PATENT PENDING** | **AUTOMATIC HANDLE**

The holding handle rises and lowers when the ladder is deployed.
Extra-large step (52.5 mm).
Mirror-polished AISI316 stainless steel.

Code	Steps	Tube Ø mm	Length mm		Max width mm	Closed height mm
			open	closed		
49.575.04	4	19/25/32/38	1185	480	515	60

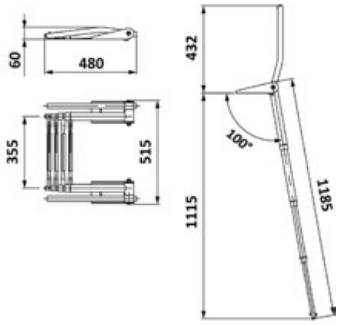

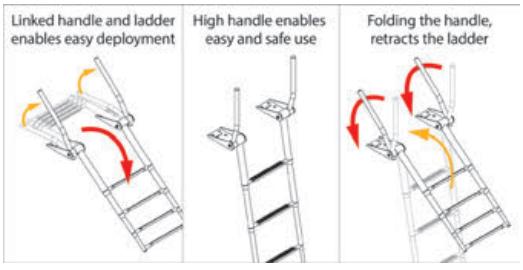

DOUGLAS MARINE universal foldable handle for climbing ladder of stern gangplank

To be fixed on the side of the ladder (right or left) for easy climbing on the gangplank.
Snap lock during either use and rest position.

Code	Base mm	Tube Ø mm	Length mm
49.564.00	110x36	22	370

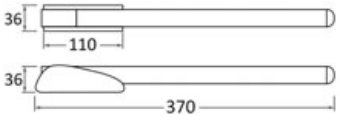

Ray flush-mount climbing aid handle

AISI 316 | **FLUSH LOOK**

To be installed near the ladder to facilitate climbing on board.
Made of AISI316 mirror-polished stainless steel. Lock in vertical position and flat when closed.
Anti-vibration lock when open or closed.
Fitted with studs and counterplate for installation.

Code	Base Ø mm	Handle mm	Mounting hole-Ø mm	Studs mm
49.565.00	92	310x30	75	5x70

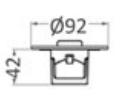

◢ Video

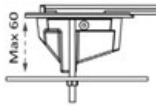

OSCULATI

Oval-section climb-up handle

AISI 316

Oval-section climb-up handle for better grip.
Made of mirror-polished 316 stainless steel. Attached by the ladder through studs or plates.
Item sold individually (for a pair, order no. 2 pieces).

Code	Description	Dimensions mm	Section mm	Fixing
49.570.00	Climb-up handle	403 x 263	23 x 33	Studs M8 x 50
49.570.01 New	Small climb-up handle	243 x 302	23 x 33	Studs M8 x 50
49.570.90 New	Mounting plates with self-tapping screws	75 x 45	-	Self-tapping screws Ø6

OSCULATI

Underwater LED light for ladders

PATENT

Little interlocking light for telescopic ladders. Automatic switching when getting in touch with water.
100-h life sealed battery. Sold in 2-pc display package.
Available for both Standard step ladders (38 mm) and for Extra-large step ladders (57 mm and up).
Pressure mounting on the highest step, they take no room at all.

13.265.01

13.266.01

Code	Version	Light colour	Life h	Package pcs
13.265.01	Light for Standard 38-mm step ladder	blue	100	2
13.266.01	Light for Extra-large 57-mm double step ladder	blue	100	2

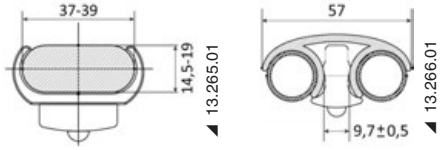

OSCULATI

Very compact telescopic ladder with handles for gangplanks

Made of mirror-polished AISI 316 stainless steel.

Code	Steps	Tube Ø mm	Length mm		Max width mm
			open	closed	
49.556.03	3	19/25/32	820	437	250

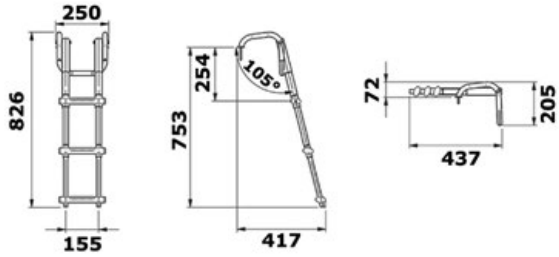

OSCULATI

Gangplank telescopic ladder with handles

Made from mirror-polished AISI 316 stainless steel. Exceptional finish, oval steps with plastic platform.

Code	Tube Ø mm	Steps		Length mm		Max width mm
		No.	Colour	open	closed	
49.546.03	19/25/32	3	white	889	370	360
49.546.33	19/25/32	3	Black	889	370	360
49.546.04	19/25/32/38	4	white	1156	394	375

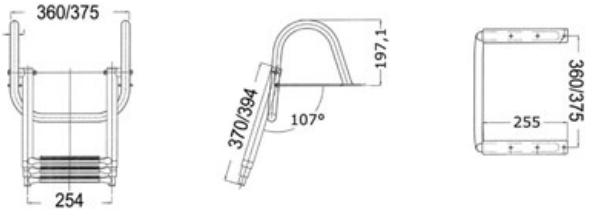

Ladder

AISI 316

Made of mirror polished **stainless steel**, fitted with **Iroko** steps. Very elegant and comfortable, foldable halfway, with special joint made from a stainless steel bar.

Code	Steps	Length mm	Width mm
49.566.03	3	610	247
49.566.04	4	850	247
49.566.05	5	1100	247

Quick coupling kit for stainless steel ladders

Code	Description
49.560.00	To turn ladders 49.566.03, 49.566.04, 49.566.05, 49.572.03, 49.572.04, 49.572.05, 49.582.03, 49.582.04, 49.582.05 into removable ladders. It consists of 2 plates + two brackets.Suitable for any ladder with 22-mm tube.

Foldable ladders wall-mounting

AISI 316

Made of mirror polished **stainless steel**, designed for stern mounting, fitted with oval steps; these type of steps are smoother and more comfortable than traditional rounded steps; the upper steps are coated with a anti-skid plastic material.

Code	Type of ladder	Steps	Length mm	Width mm	Centre distance mm
49.572.03	Standard	3	630	260	240
49.572.33*	Narrow	3	630	220	200
49.573.03*	Very narrow	3	630	180	160
49.572.04	Standard	4	900	260	240
49.572.05	Standard	5	1150	260	240

* *Specially designed for* **rubber dinghies**.

Foldable ladder with arch mounting arms

AISI 316

Made of mirror polished **stainless steel**, fitted with arch mounting arms, made for an easier climb; oval steps, these type of steps are smoother and more comfortable than traditional rounded steps; the upper part of the steps is coated with a anti-skid plastic material.

Code	Steps	Length mm	Width mm	Centre distance mm
49.582.03	3	670	260	240
49.582.04	4	910	260	240
49.582.05	5	1150	260	240

OSCULATI

Telescopic ladder for fixing under the gangplank

AISI 316

Made of **mirror-polished stainless steel.** Oval steps with white plastic footboard.

Code	Steps	Tube Ø mm	Length mm		Max width mm
			open	closed	
49.542.03	3	19/25/31	880	370	300

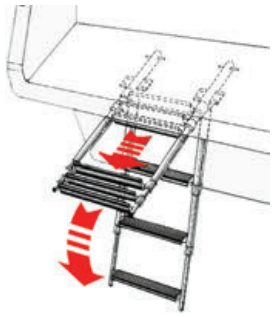

◢ For mounting under the gangplank

OSCULATI

Hidden telescopic ladder

AISI 316

Made of **mirror polished stainless steel**; oval steps with white plastic coating, fitted with fall safe front lock, ladder folds away inside itself for maximum convenience

Code	Steps	Tube Ø mm	Length mm		Max width mm	Model
			open	closed		
49.543.03	3	19/25/32	880	373	300	Standard
49.543.04	4	19/25/32/38	1155	405	300	Standard
49.543.33	3	19/25/32	880	373	205	**narrow** for dinghies

◢ Fall Safe lock

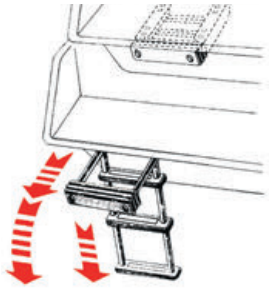

OSCULATI

Sliding ladder to be mounted under the platform

AISI 316

Built-in lifting handle. Vibration-dumping lock.

Code	Tube Ø mm	Steps		Length mm		Max width mm
		No.	Colour	open	closed	
49.558.04	19/25/32/38	4	Black	1125	415	307

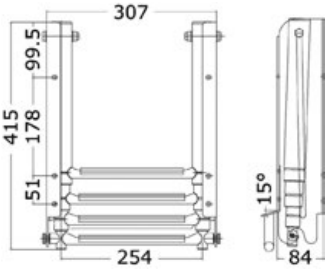

Ladder with overhanging rungs, to be mounted under the platform

AISI 316

Hidden ladders with 4 rectangular black plastic rungs.
100% stainless steel.

Code	Tube Ø mm	Steps		Length mm		Max width mm
		No.	Colour	open	closed	
49.560.04	19/25/32/38	4	Black	935	418	303

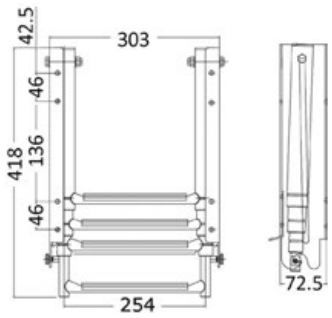

Easy Up under-platform ladder with handles

AISI 316 **AUTOMATIC HANDLES**

Under-platform 4-step telescopic ladder made of AISI316 stainless steel.
Fitted with overhanging rungs that make it easy to pull out the ladder and built-in climb-back handles that open and close automatically when pulling out or closing the ladder.
43-mm black plastic rungs for better comfort.

Code	Model	Steps		Length mm		Width (C) mm	Tube Ø mm
		No.	Colour	open (A)	folded (B)		
49.577.04	Normal	4	Black	1040	480	440	19/25/32/38
49.578.04	Big	4	Black	1040	480	520	19/25/32/38

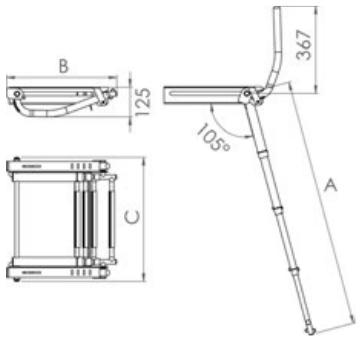



Big under-platform sliding ladder

AISI 316 | **EXTRA-LARGE STEPS (57 MM)** | **EXTRA-LARGE STRUCTURE**

Built-in climb handle and vibration-dumping locking system. Made of AISI316 stainless steel, with **57-cm wide steps** for better comfort. **305-mm tube centre distance**.

Code	Tube Ø mm	Steps		Length mm		Width mm
		No.	Colour	open	closed	
49.558.14	19/25/32/38	4	Black	1125	415	358



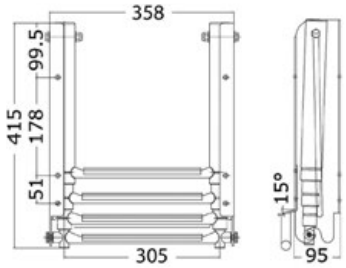

TOP LINE ladder with slide

4-step telescopic ladder with increased section structure. Teak steps. Mounting under the gangplank. Possibility of recess mounting with installation on the bathing platform inside a locker.

Code	Steps	Tube Ø mm
49.547.04	4	44/38/32/25

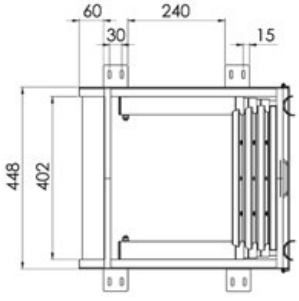





OSCULATI

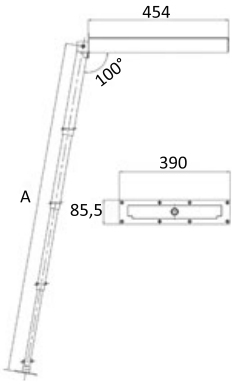

Hidden telescopic ladder - Standard version

AISI 316

Fitted with a telescopic ladder 3/4 steps under our product number 49.541.03/04 + box to be recessed into the bathing platform. Made of **mirror polished stainless steel**; easy to use, fast installation.

Code	Steps	Length A mm	Front plate mm	Type
49.544.03	3	870	390x85.5	snap type
49.544.04	4	1168	390x85.5	snap type

For installation above waterline in a locker with drain. Non water tight box.



EasyUp built-in telescopic ladder with railings

OSCULATI

REGISTERED DESIGN / DISEGNO DEPOSITATO | **AUTOMATIC HANDLE**

Telescopic ladder recessed in stainless steel AISI316 with 4 steps. Equipped with integrated ascent handles that automatically raise and lower by rotating the ladder.
The railing closing system makes it easier to retrieve the ladder from the gangplank. The ladder has a guided pull-out system for better and more precise sliding.

Code	Steps	Tube Ø mm	Length mm		Max width mm	Closed height mm
			open	closed		
49.569.04	4	19/25/32/38	1481	556	518	113.2

◢ Video

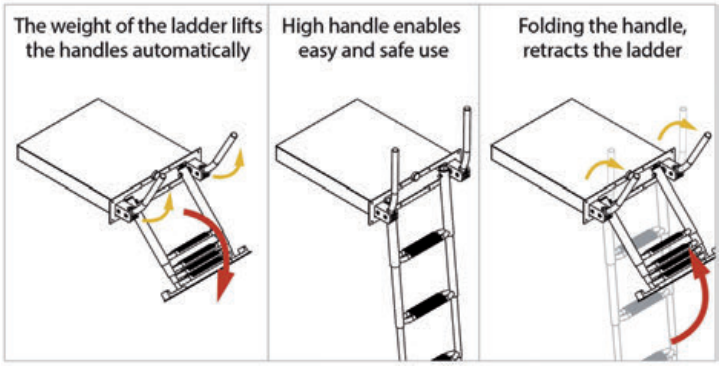

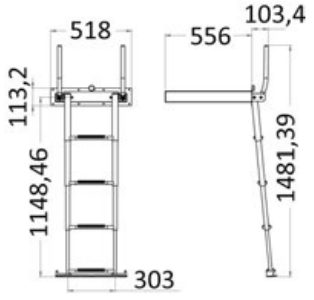

New — ATTWOOD retractable stern ladders

attwood

Designed to integrate into the stern platforms with a negative 15° tilt, they are completely hidden from view when closed.
The only visible element is a simple faceplate with integrated locking and release mechanism.
The ladder opens instantly and easily with one hand, both onboard and in the water
Once removed from the storage tube, the sturdy molded plastic steps automatically fold back, creating a convenient and safe ascent system.

Code	Attwood model	Steps	Length when open mm
49.567.00	19902-34	3	737
49.567.01	19902-44	4	987

◢ 49.567.01

◢ 49.567.00

Eccentrica hidden ladder

AISI 316 **PATENTED**

3- or 4-step telescopic ladder (49.541.03/04) + box to be recessed into the gangplank thickness.
Made in Italy by Douglas Marine.
Extraction of the guided ladder that ensures better sliding and movement precision.

Code	Steps	Length A mm	Front plate mm	Type
49.549.03	3	854	390x88	Manual closure
49.549.04	4	1127	390x88	Manual closure

For installation above waterline in a locker with drain. Non water tight box.

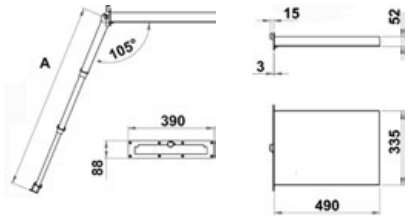

◢ Reinforcement for anti-kink tube.

◢ "Full stainless" knob

Mini retractable ladder

AISI 316

Compact built-in telescopic ladder with 3 steps + case to be integrated into the gangplank thickness.
Made from mirror-polished stainless steel. Made in Italy by Douglas Marine.
Extraction of the guided ladder that ensures better sliding and movement precision.

Code	Steps	Length mm	Front plate mm	Type	Truck bed
49.549.63	3	889	307x88	Manual closure	250x460x53

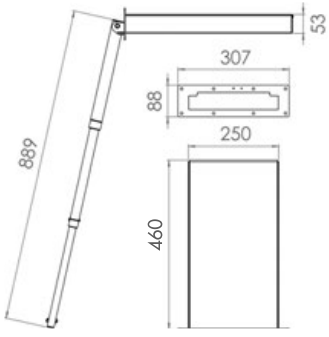

Portofino hidden ladder

AISI 316 **PATENTED** **INTEGRATED HANDLE**

4-step telescopic ladder with built-in railing for easier climbing.
Slides and guides made of AISI stainless steel, delrin bearings, improved mechanical parts.
Made in Italy by Douglas Marine.
Made in Italy.

Code	Steps	Length mm	Front plate mm
49.568.04	4	1156	55x95

For installation above waterline in a locker with drain. Non water tight box.

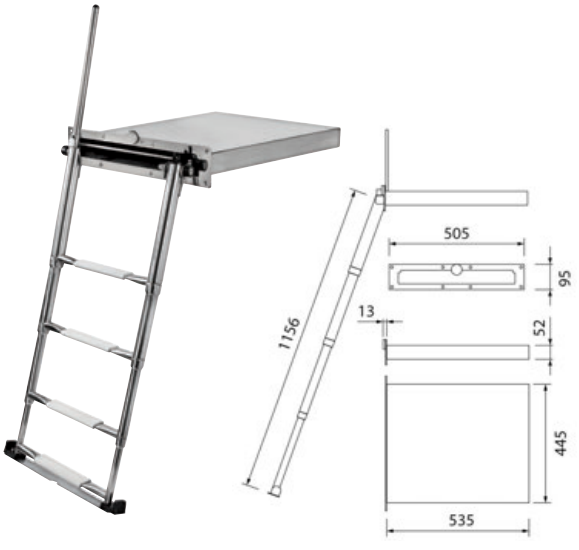

EasyOne retractable ladder

AISI 316 **AUTOMATIC HANDLE**

4-step recess-fit AISI316 stainless steel telescopic ladder. Fitted with built-in railing that automatically raises and lowers when you rotate the ladder.
The railing closing system makes it easier to retrieve the ladder from the gangplank. The ladder has a guided pull-out system for better and more precise sliding.

Code	Steps	Length mm	Front plate mm	Type	Truck bed
49.570.04	4	1156/1367	455x112	Manual closure	395x550x73

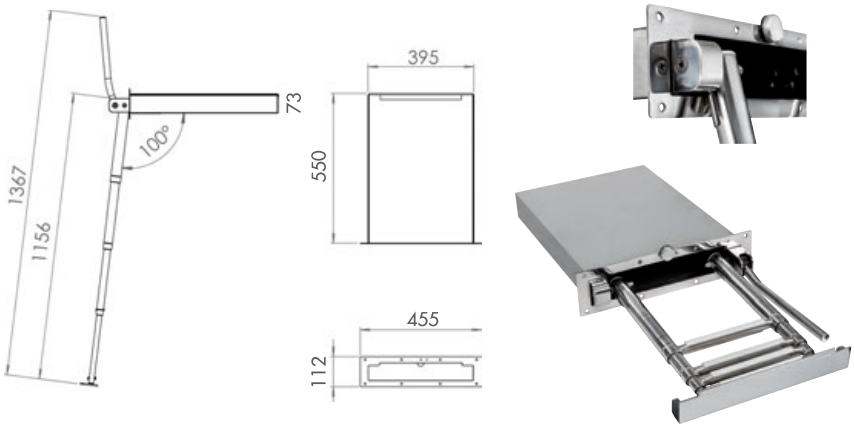

Montecarlo hidden telescopic ladder

AISI 316 **PATENTED** **EXTRA-LARGE STEPS (57 MM)**

Comprising a telescopic ladder with 4 steps + box to be incorporated into the thickness of the platform.
High-precision slip-in/out sliding movement.

Code	Steps	Length mm	Front plate mm	Type
49.554.04	4	1130	395x104	Standard
49.559.04	4	1150	449x101	XL

For installation above waterline in a locker with drain. Non water tight box.

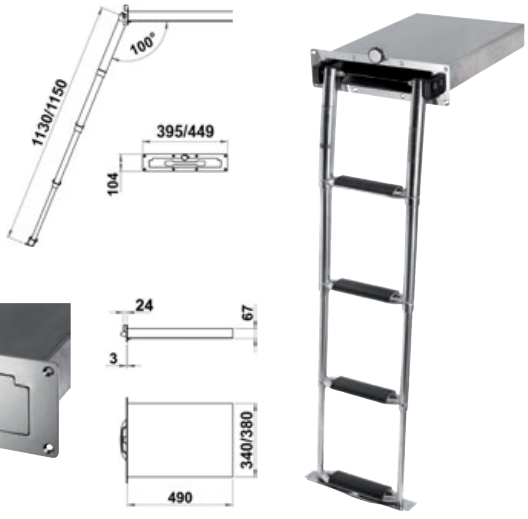

TOP LINE hidden telescopic ladder

AISI 316

4-step telescopic ladder art. 49.547.04 with teak steps + housing to be built in the gangplank thickness.
Mirror-polished stainless steel. Easy and fast mounting.

Code	Steps	Length mm	Front plate mm
49.550.04	4 Teak	1137	502X91

For installation above waterline in a locker with drain. Non water tight box.

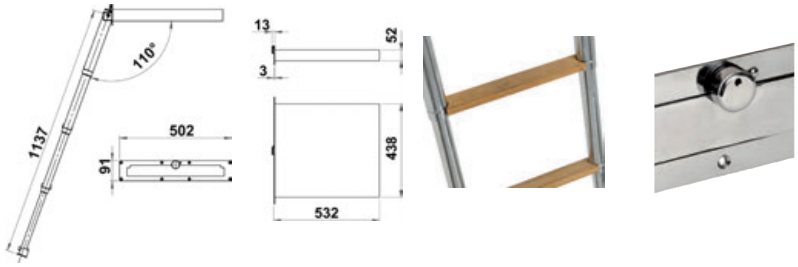

Douglas Marine

49.571.03

49.571.03

49.571.03

49.571.04

49.571.04

49.571.04

New **E-STEP electric ladder**

PATENT **ELECTRIC**

Electric under-platform ladder with innovative and patented pantograph system.
Made of lightweight aluminium alloy to ensure the correct strength and lowest possible weight. The steps are covered with a non-slip EVA layer to ensure comfort and safety.
Powder-coated in glossy black, it is available in two versions with 3 or 4 steps.
The first step of the ladder is designed to protrude forward, allowing back installation with respect to the transom.
The "all-in-one" ladder with quick installation and IP69K motor is provided with a dedicated control panel for operation.
Extremely low-noise and quick to fold and unfold in 12 seconds.
It is a patented and innovative product, 100% Made in Italy, that bridges the gap between mechanical climbing ladders and expensive electric gangways.
Possible customizations on request: color of steps.

Code	Steps	V
49.571.23	3	12
49.571.24	4	12
49.571.03	3	24
49.571.04	4	24

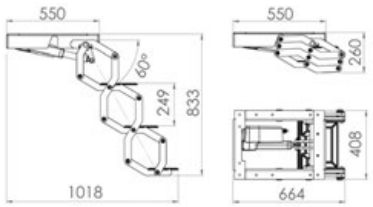

49.571.03

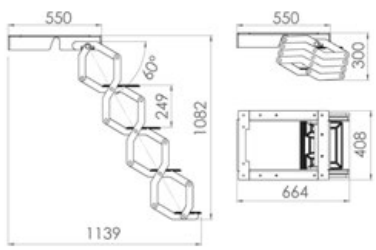

49.571.04

Climbing step

Made of stainless steel, 25-mm Ø tube with clinched step for easier climbing.

Code	Width mm
49.562.00	250x130 h

Climb step made of teak

Made of polished AISI 316 stainless steel, equipped with teak step.

Code	⟷ mm
49.562.01	270x130x25

Bathing folding step

Made of **stainless steel**; universal size, also suitable for climbing down into engine bays or similar.

Code	Base mm	Step mm	Overhang mm
49.586.00	110x45	50x85	21 (bent)

New Specter foldable step

OSCULATI

MAGNETIC LOCK

Code **59.807.00**

Wide foldable step with non-slip grip made of CNC machined aluminum.
Bright silver anodized finish.
Magnetic closing and locking system.
EPDM gasket for closure cushioning.
The step can be attached to the mast or any flat surface using 2 M6 screws (not provided)

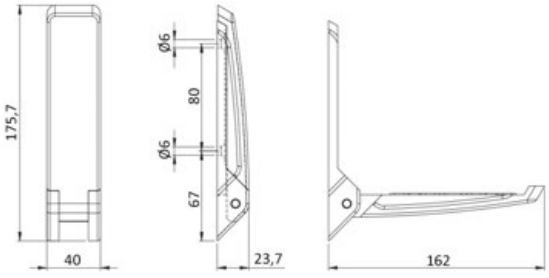

Removable and detachable boarding assistance pole

OSCULATI

A black aluminium pole, equipped with a comfortable handle to facilitate embarking and disembarking operations.
Detachable into two parts for **better stowage**. Once assembled, it fits into the designated recessed socket.

Code	To be matched with the base	Tube Ø mm	kg
49.568.10	46.815.00	38	1.5

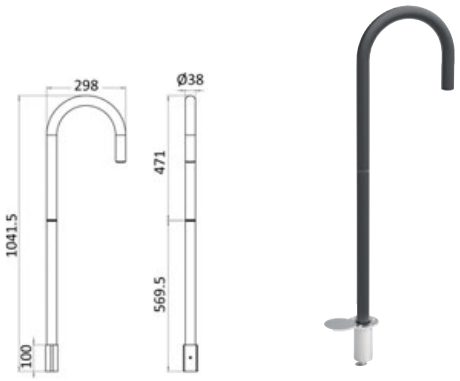

Removable ladders

Ladder made of mahogany wood

Steps coated with anti-skid material 49.105.01; **chromed brass** hardware; includes hooks, hinges, side locks and rubber grommets; suitable for motor and sail boats.

Code	Steps	Length mm		Width mm
		open	closed	
49.531.04	4	740	400	330
49.531.06	6	1190	630	330

Eco ladder

Anodizer aluminium tube. Technopolymer steps. Foldable arms. Floating.

Code	Steps	Arm bend Ø mm
49.529.23	3	200
49.529.24	4	200
49.529.25	5	200

OSCULATI

◢ Spare base

Ladder

Made with anodized mirror polished **anticorodal** tube; fitted with patented swivelling heads, foldable side rails, mounted on antiscuff plastic bushings; anti-skid **nylon** steps; light and floating, fitted with protective tubes on the side rails.

Code	Steps	Ø of arm curvature mm	Complete spare foot	Spare step
49.529.02	2	**250**	**49.529.00**	**49.529.06**
49.529.03	3	**250**	**49.529.00**	**49.529.06**
49.529.04	4	**250**	**49.529.00**	**49.529.06**
49.529.05	5	**250**	**49.529.00**	**49.529.06**
49.539.03	3	**175**	**49.529.00**	**49.529.06**
49.539.04	4	**175**	**49.529.00**	**49.529.06**

OSCULATI

Eco telescopic ladder

Made of mirror-polished AISI 316 stainless steel.
Foldable side rails, anti-skid steps and plastic spacers.
Optional plates to fix it to the floor.

Code	Steps	Ladder length mm		Max width mm	Optional Plate
		open	closed		
49.527.04	4	1170	705	404	**49.527.90**

◢ 49.527.90

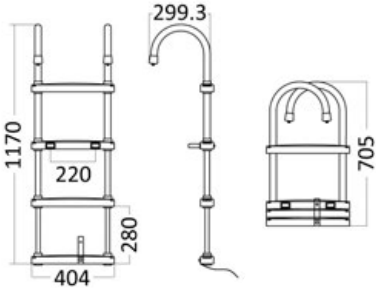

Bow telescopic ladder

Made of mirror-polished AISI 316 stainless steel. The rotating arms hook to the pulpit. Technical characteristics: telescopic ladder with oval steps coated with white plastic; rotating hooking arms; telescopic strut to the bow.

Code	Steps	Ladder length mm*		Maximum width mm
		open	closed	
49.548.04	4	1100	394	315

* *Plus 250 mm of hooking arms*

Rubber dinghy ladder

Made of **folding anodized aluminium**, lightweight and floating. Fitted with stainless steel **snap hook** and **rope.** For snap hook hinges please see our items 39.170.91, 39.170.92.

Code	Steps	Length mm	Width mm	Shackle INCLUDED	OPTIONAL fittings
49.533.01	2	900	250	**09.187.08**	**39.170.91; 39.170.92**
49.533.02	3	1150	250	**09.187.08**	**39.170.91; 39.170.92**





Folding rubber dinghy ladder

Made of mirror polished **stainless steel**, fitted with three steps; includes **nylon** straps and buckle for floor mounting, universal size.

Code	Length mm	Width mm
49.528.03	880	250



Temporary boarding ladder

Made of blue **nylon cord**, fitted with **polycarbonate** steps.

Code	Steps	⟷ Steps mm	Rope Ø mm	Length mm
49.524.03	3	300x110x40	12	940
49.524.04	4	300x110x40	12	1140
49.524.05	5	300x110x40	12	1340
49.524.10	10	300x110x40	12	3000 + rope

OSCULATI

Tube quick-release ladder for dinghies

AISI 316

Made of mirror-polished stainless steel. Steps with anti-slid plastic footboard.
Fastening to the pull catch by means of 2 x stainless steel plates (included) and adjustable strap with stainless steel self-locking buckle.
Fit for dinghy tubulars up to 500-mm Ø.
Fitted with climb handle.

Code	Steps	Tube Ø mm	Open length m	Length when folded mm	For tubular up to Ø mm
49.557.04	4	19/25/32/38	1130	467x343	500

◢ Strap fastening (included)

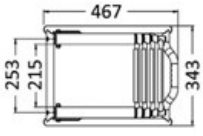

OSCULATI

Paws Up doggy ramp

Lightweight, antiskid, easy to install on and remove from already mounted ladders (min. 3 steps, 38- to 57-mm wide) in a matter of seconds.
Telescopic tubes adjustable in 3 positions for perfect inclination.
Fitted with safety strap with hook&loop fastener.

Code	⟷ mm			Optional quick release kit *
	size closed	length	Width	
49.538.20	410x1065x160	760	340	49.560.00

* *For independent mounting from the ladder*

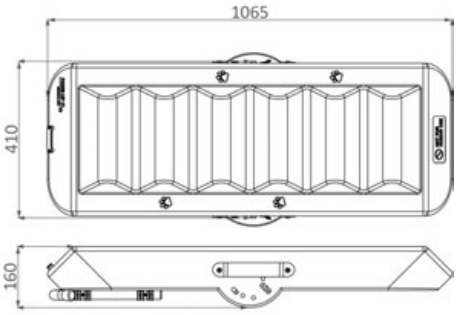

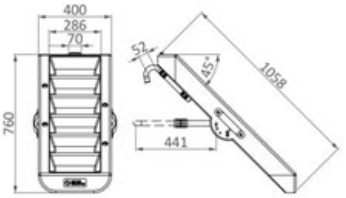

◢ 49.560.00 KIT OPTIONAL

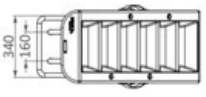

Emergency ladders

Emergency ladder

To be fastened to the pushpit. In a man-overboard situation, pull the pull cord on the protective covering and unroll the ladder to climb aboard; ideal for solo sailors.

Code	Covering		ladder mm		Steps
	mm	Colour	length when open	Width	
49.523.03	35x23x5	white	940	300	3
49.523.04	35x23x5	white	1140	300	4
49.523.05	35x23x5	white	1340	300	5
49.523.10*	35x23x5	white	3000 + rope	300	10

* *In compliance with ISO15085*

OSCULATI

Recess-fit 3-step emergency ladder

Watertight thermopolymer housing. Ladder with nylon braid structure and highly resistant thermopolymer steps. To be installed above the waterline. Very simple to use: in a man-overboard situation, the crew member in the water pulls the locking cap ring to let the ladder out of its housing. Sold in display package.

Code	Fixing	Steps	Length cm	cm				OPTIONAL replacement cap
				A	B	C	D	
49.522.03	Front screws	3	110	100	58	225	-	**49.522.14**
49.522.13	Rear nut	3	110	80	58	185	52	**49.522.14**

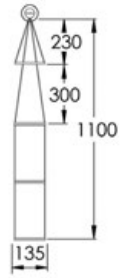

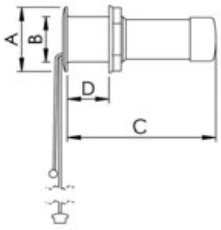

Instructions

OSCULATI

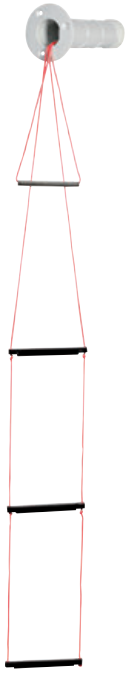

49.522.13

49.522.13

49.522.13

49.522.03

Recessed emergency ladder suitable for ISO 15085 and ABYC H-41 standards

Ladder to be used to climb back onboard in case of emergency.
- Watertight and reinforced ASA housing.
- Pull-out cover to open the ladder.
- Polyester tape ladder with stiff steps.
- FLUO stripe on the steps for better visibility at night.

Code	ladder mm		Colour	Steps
	length when open	step width		
49.525.00	2400	250	white	7

OSCULATI

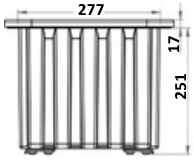

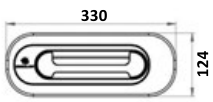

Emergency ladder in compliance with ISO 15085 standards

OSCULATI

Ladder to be used to climb back onboard in case of emergency.
Easy and fast installation to the stern pulpit.
Technical data:
- Made of polyester tape, fiberglass inserts to reinforce the steps.
- FLUO stripe on the steps for better visibility at night.
- Case with retro-reflective stripe.
- Install the ladder to the pulpit by means of 2 black satin-finish stainless steel buckles + 2 TENAX spring buttons.
- PVC case.

Code	Covering		ladder mm		Steps
	mm	Colour	length when open	Width	
49.522.30	280x254x60	white	3300	250	11
49.522.31	280x254x60	Black	3300	250	11

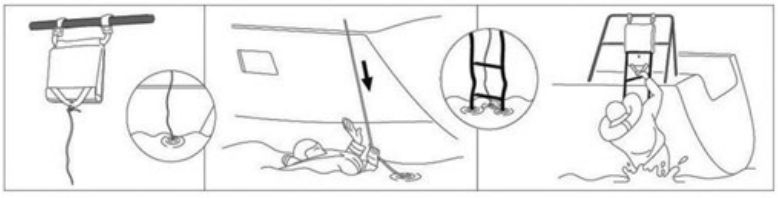

Anti-skid tape

Anti-skid self-adhesive tape - Usaflex - Tred

Code	Height mm	Roll m	Colour
49.105.01	25	20.5	white
49.105.02	50	20.5	white
49.105.03	100	20.5	white
49.105.05	200	20.5	white
49.105.06	300	20.5	white

Anti-skid strips supplied in an elegant package

Code	Package	mm
49.105.00	12 stips with rounded edges	20x300

3M

3M Safety Walk

Anti-skid adhesive tape, provides an antiskid surface on all type of boats without altering the aesthetics; clear adhesive tape for hatches, white adhesive tape for fibreglass decks.

Code	Height mm	Roll m	Colour
65.312.72	50	18.3	Transparent
65.312.73	25	18.3	Transparent
65.312.75	50	18.3	white
65.312.76	25	18.3	white

Gas hob with glass top — **50.601.02/12**

A new way to cook with gas

Easy to use | Safe | Eco-friendly | Elegant

Sinks and accessories

50.187.35

50.187.36

50.187.37

50.187.38

Round sink

Made of mirror polished **stainless steel**. Drain plug **not included**.

Code	⟷ mm		Depth mm
	inner Ø (A)	outer Ø (B)	
50.187.35	260	285	180
50.187.36	300	330	180
50.187.37	360	385	180
50.187.38	380	420	180

50.186.98; 50.186.99 *Drain OPTIONAL*

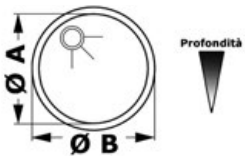

Rectangular sinks

Made of brush polished **stainless steel**. Drain plug **not included**. Rectangular sinks can match.

Code	⟷ mm		Depth mm
	internal AxB	external with an edge CxD	
50.187.23	238x300	260x325	150
50.187.24	150x300	175x325	150
50.187.25	298x328	325x350	150
50.187.26	237x330	250x360	150
50.187.33	330x330	360x360	150

50.186.98; 50.186.99 *Drain OPTIONAL*

50.187.26

50.187.33

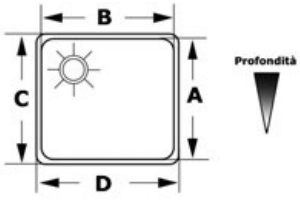

50.187.23/25/26/33

COUPLING SINKS LAYOUTS (size mm)

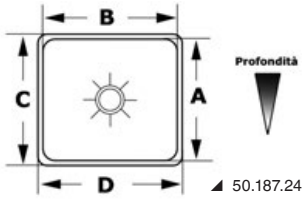

50.187.24

Oval sink

Made of mirror polished **stainless steel**.

Code	⟷ mm			Drain OPTIONAL
	outside	inside	depth	
50.186.84	265x385	240x355	125	**50.186.98; 50.186.99**

50.186.85

50.186.86

Round and oval sinks

Made of **mirror polished stainless steel**.

Code	Shape	⟷ mm	Depth mm	Drain OPTIONAL
50.186.85	Round	Ø 387	155	**50.186.98; 50.186.99**
50.186.86	Oval	510x390	155	**50.186.98; 50.186.99**

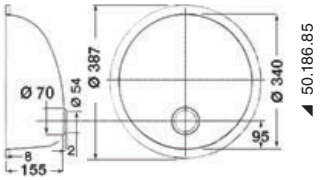

50.186.85

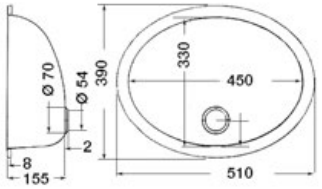

50.186.86

Double sink

Made of **polished stainless steel**.

Code	⟷ mm		Height mm	Drain OPTIONAL
	outside	basins		
50.186.80	600x320	330x300 + 240x300	155	**50.186.98; 50.186.99**

Hemispherical bathroom sinks

Made in stainless steel mirror polished.

Code	Ø mm		Overflow	Depth mm	Drain OPTIONAL
	inside	outside			
50.188.91	360	385	No	150	**50.186.98; 50.186.99**
50.188.92	260	292	No	125	**50.186.98; 50.186.99**
50.188.93	300	335	No	140	**50.186.98; 50.186.99**

Rectangular sinks

Made of **stainless steel**.
Sold with 90° drain and 20-mm hose connector.

Code	Width mm	Height mm	Depth mm
50.930.00	280	380	150

Rectangular sink made of white polished plexiglas

Very fine finish.

Code	⟷ mm	Drain OPTIONAL
50.188.81	330x280x140	**50.170.41; 50.270.41**

Oval plexiglas sink

Specially suitable for bathrooms.

Code	⟷ mm	Drain OPTIONAL
50.188.94	370 x 290 x 150	**50.170.41; 50.270.41**

Angle sink

Made of thermoformed **white ABS**.

Code	⟷ mm	Drain OPTIONAL
50.270.47	280x270x102 (depth)	**50.170.41; 50.270.41**

Square sink

White ceramic sink for surface mounting. Tap not included.

Code	⟷ AxBxC mm
50.189.11	400x300x130

50.186.97 *Chromed brass drain. 75-mm long with push-pull closure and 1" ¼ thread. Also used to fix the sink onto the flat rest surface.*

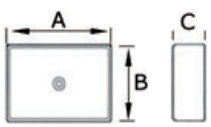

◢ 50.188.98/99

◢ 50.188.88

Hemispheric ceramic sink, for surface mounting

white	Black	Ø mm	Height mm
50.188.98	**50.188.88**	365	140
50.188.99	-	410	160

50.186.97*Chromed brass drain. 75-mm long with push-pull closure and 1" ¼ thread. Also used to fix the sink onto the flat rest surface.*

◢ 50.186.97 Optional

◢ 50.186.97 Optional

Transparent glass hemispherical sink

Code	Ø mm	Height mm
50.189.34	280	105
50.189.36	360	130

50.186.97*Chromed brass drain. 75-mm long with push-pull closure and 1" ¼ thread. Also used to fix the sink onto the flat rest surface.*

Countertop sinks in Ocritech

Matt colour sink featuring a modern and sleek design.
Version with built-in drain plug of the same colour.
Min. 20-pcs order: Round version with pre-assembled white drain plug included.
Min. 20-pcs order: external coating in RAL colour available.

Code	Shape	Colour	Drain included	Optional drain	Dimensions mm
50.183.01	Round	white	-	**50.186.97**	Ø 300
50.184.01	Semi-oval	white	Yes	-	350 x 260
50.184.03	Semi-oval	White/Beige (RAL 1019)	Yes	-	350 x 260
50.184.21	Semi-oval	white	Yes	-	450 x 260

◢ 50.183.01

◢ 50.184.01

◢ 50.184.03

◢ 50.184.01

◢ 50.184.21

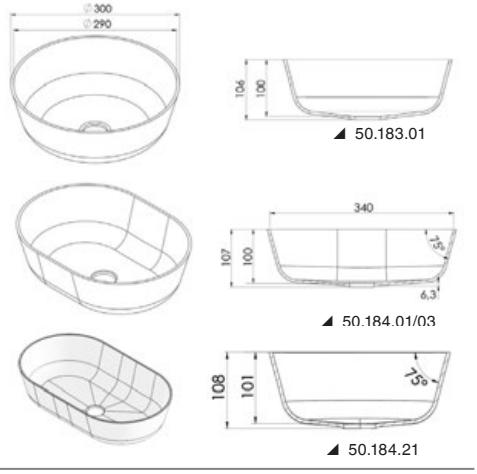

New

Stainless steel fold-down sink

Wall-mounted foldable stainless steel sink with integrated tap. Comes with soap dish.

Code	⟷ mm	Overhang	
		Closed length mm	Open mm
50.189.70	340x330	150	336

OSCULATI

ABS wall foldable sink

Includes foldable faucet 17.046.02.

Code	Recess mm	Inner size mm	Open sink plane mm	Outside mm
50.188.68	440x390	320	380x390	520x460

Fitted with 90° side drain outlet

Made of **stainless steel and moplen**; **includes** plug handle.

Code	Ø mm	Grating Ø mm
50.186.96	20	70
50.186.98	25	70

Straight drain outlet

Stainless steel and plastic, fitted with plug.

Code	Thread	Grating Ø mm
50.186.99	1"1/4	70

Sink drains

Made of **white nylon**, suitable for all sink models 50.270.47; 50.188.81-94; 50.930.00.

Type		Hose adaptor mm	Ledge Ø mm
bent 90°	straight		
50.170.41	**50.270.41**	28	50

Drain with 5° inclination horizontal outlet, plug with chain

Convenient plug with chain. Easy to install.

Code	Drain flange Ø mm	Bore Ø mm	Inclined outlet	Outlet Ø mm	Chain length cm
50.185.01	70	60	5°	25.4 (1")	35

60-mm Ø strainer drain

Small space-saving strainer drain with no-overflow pipe. Removable strainer, easy installation.

Code	Drain flange Ø mm	Bore Ø mm	Fitting	Pipe Ø mm
50.185.02	70	60	M1 1/2"	40

90-mm Ø strainer drain

Small space-saving strainer drain with no-overflow pipe. Removable strainer, easy installation.

Code	Drain flange Ø mm	Bore Ø mm	Fitting	Pipe Ø mm
50.185.03	115	90	M1 1/2"	40

Drain with chromed mushroom head plug

Drain with strainer, and 1 ¼" fitting and mushroom head plug. Removable strainer, elegant design, easy to clean.

Code	Flange Ø mm	Bore Ø mm	Fitting
50.185.06	63	45	1 ¼"

Push-Pull chrome-plated brass drain

Length 75 mm, fitted with push-pull closing system and with thread size 1" 1/4; it is also used to mount the sink onto a support base.

Code	Length mm	Thread
50.186.97	75	1" 1/4

Swivelling hose adaptor

Can be removed for cleaning, to be used together with drains on stainless steel sinks.

at 90°	straight	size mm	Thread	ORDER BY BOX
-	**50.187.01**	20	1"1/4	1
50.188.02	**50.187.02**	25	1"1/4	1

Cooktops

Portable gas hob with integrated bottle and cartridge

Stainless steel body, piezo incorporated, safety thermocouple. Supplied in hard plastic case for carrying or onboard stocking.

Code	⟷ mm	kg	Cartridge type	Cartridge OPTIONAL
50.275.05	33x28.5x8.8	2	A4	**50.275.06**

50.275.06 *A4 cartridge, sold in 4-pc package*



External stainless steel hob units

Fitted with safety thermocouples.

Code	No of burners	⟷ outside mm	Burner W	OPTIONAL pot holder
50.103.45	1	210x290x90h	1750	**50.100.91**
50.103.47	2	440x290x90h	1900+1000	**50.100.92**
50.103.49 New	2	290x440x90h	1900+1000	**50.100.92**

External stainless steel hob units

Fitted with safety thermocouples.

Code	No of burners	⟷ outside mm	Burner W	OPTIONAL pot holder
50.101.45	1	210x290x90h	1750	**50.100.48**



Two burner cooker

Made of mirror polished **stainless steel**. Fitted with safety thermocouples.

Code	⟷ cm
50.281.00	50x31x10

Flush mount Hob Units

Stainless steel flush mount hob unit

Supercompact version fitted with safety thermocouple

Code	No of burners	Outside mm	Overhang mm		Burner W	Pot holder
			external	internal		
50.101.44	2	350x320	30	80	1750x2	**50.100.49 OPTIONAL**
50.101.48	3	470x360	30	80	1000+1750+3000	**50.100.50 OPTIONAL**





Stainless steel flush mount hob unit

Supercompact version fitted with safety thermocouple

Code	No of burners	⟷ mm		Burner W	Pot holder
		outside	recess		
50.102.43	1	323x263	305x245	1750	**50.100.91**
50.102.44	2	323x353	305x330	1750+1000	**50.100.92**
50.102.45	2	323x528	305x508	1750+1000	**50.100.92**

Stainless steel flush mount hob unit

OSCULATI

Supercompact version fitted with safety thermocouple

Code	No of burners	⟷ mm		Burner W	Pot holder
		outside	recess		
50.103.48	3	470x360	320x430	1000+1750+3000	**50.100.93**

TECHIMPEX cooktop

TECHIMPEX

Made of **stainless steel** fitted with **high quality burners**. All equipped with **safety thermocouples**. Fine finish, top quality design.

Code	No of burners	Pot holder set + flame guard OPTIONAL
50.100.52	2	50.100.54
50.100.53	3	50.100.55

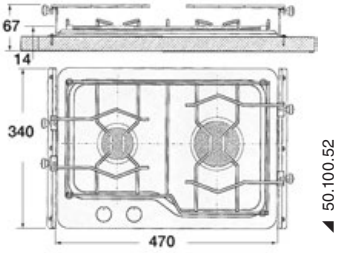

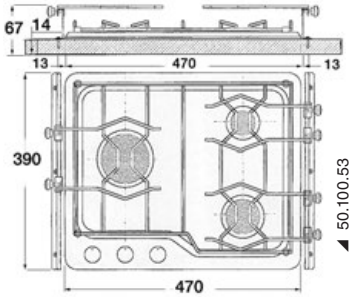







50.706.10

50.706.11

Gas hob with pyroceram burners

Fitted with safety thermocouple.

Code	No of burners	⟷ mm outside	⟷ mm recess	Power W	Column pot holder OPTIONAL
50.706.10 New	1	365x195	345x180	1800	**50.100.91**
50.706.11	1	325x290	270x305	1900	**50.100.91**
50.706.12	2	500x300	480x280	1750+3000	**50.100.92**
50.706.13	2	380x280	360x260	1000+1750	**50.100.92**
50.706.15 New	3	400x400	380x380	1000+1800+1800	**50.100.93**
50.706.14	3	504x410	484x390	1000+1900+3000	**50.100.93**

50.706.12

50.706.15

50.706.14

50.706.13

50.100.93

50.100.92

50.100.91

50.601.02/12

50.601.03

Gas hob with glass top

GAS NON ELECTRIC

Innovative hob for boats: safe, easy to use, ecologic and stylish.
The burners are placed under the glass top and heat the surface so that the flame burns safely even in outdoor and windy places.
Designed to be installed even on boats without a generator.

Code	kg	No of burners	V	⟷ mm	Power kW	Current draw W
50.601.02	4.8	2	12	460x280x70	2.4/2.8	15
50.601.03 New	4.8	2	12	330x500x70	2.6/2.9	15
50.601.12	10.2	2	12	545x450x70	3.8/4.4	17

Electric hob units

50.706.60

50.706.61

New

Induction glass-ceramic cooktops AC 120V / 60Hz

120V

60HZ

Induction hobs with adjustable power from 100W to 1800W thanks to the touch control panel. Equipped with child safety lock. Easy to clean due to the glass surface, includes an automatic shutdown system and cooling fans for safe and long-lasting use.

Code	Plates	V	Hz	W	⟷ mm outside	⟷ mm recess
50.706.60	1	120	60	1800	357x297	356x283
50.706.61	2	120	60	3600	520x360	500x350

Touch control glass ceramic hob unit

Glass ceramic cooktop, hi-ligth units, touch controls with 9 heating levels.
Glass ceramic resistant to high temperatures. Residual heat indicators, fast and easy cleaning.
Heat up technology: after choosing the max heating level, you can set a second level the system will switch to after reaching the max heating power for a preset period of time. This function is ideal to heat up soups while reducing the current draw.
All hob units are fitted with touch controls and child restraint system. At the touch of a key, all settings are reliably locked thus preventing any misuse.

Code	V	No of burners	⟷ mm		Burners W	Switching on
			outside	recess		
50.707.82	220	2	505x300	482x282	1x1800 - 1x1200	Touch-control
50.707.73	220	4	519x595	490x560	2x1800 - 2x1200	Touch-control

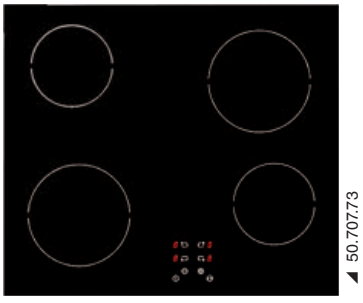

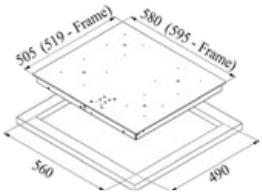

50.707.73

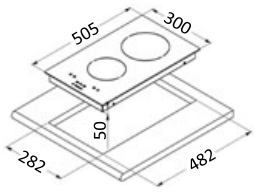

50.707.82

Induction glass-ceramic cooktops with multislider control

INDUCTION

High-efficiency system due to rapid heating and maximum energy saving.
Heat retention function.
4 mm ceramic glass and quick installation with child safety lock.

Code	Plates	V	Hz	W	⟷ mm	
					outside	recess
50.707.91	2	220-240	50/60	3600	510x300	490x280
50.707.92	4	220-240	50/60	7200	510x600	490x560

Electric hob units

Made of glass ceramic with stainless steel frame, high quality parts, high speed hot plates, built-in thermal protectors, residual heat indicator light, virtually cool top on the cooker edge, 220V power.



Code	No of burners	Burner W	⟷ mm	Removable pan holders OPTIONAL
50.100.41	1	1200	300x300	**50.100.42**

Universal removable pot holder set with flush base

OSCULATI

Code **50.707.00**

The adjustable arms adapt to any type of pots and pans. Made of AISI316 stainless steel and PA6 nylon (V0 fire rating flame retardant plastic).
Flush base to be installed on hobs or 2- to 42-mm thick kitchen tops.

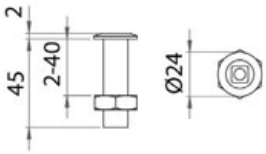

Integrated crystal glass/stainless steel hob units

Stainless steel hob unit with tinted glass cover

With self-locking black tempered tinted glass lid. Hidden hinges. Stainless steel grid with vibration-dumping rubber feet.
High-efficiency burners. Manual ignition. CE certified.

Code	No of burners	⟷ mm			Burners W	OPTIONAL pot holder
		outside	inside	recess depth		
50.801.00	1	Ø 340	Ø 300	80	1750	**50.100.48**
50.801.01	2	510x390	450x330	80	1000+1750	**50.100.49**
50.806.02	2	530x340	515x325	110	1000+1750	**50.100.49**
50.715.01	1	352x322	342x310	119	1750	**50.100.91**
50.715.02	2	530x326	505x305	119	1000+1750	**50.100.92**

Sink with tinted glass lid

Polished stainless steel, fitted with water tap. Optional drain.

Code	⟷ mm			Water tap
	outside	inside	depth	
50.187.45	325x350	298x328	150	Cold, only
50.187.47	352x322	342x310	146	Cold, only

50.186.98 *OPTIONAL 90° drain plug*
50.186.99 *OPTIONAL strainght drain plug*

Cooktop with tinted tempered glass lid

Fitted with sink and hot/cold water mixer.

Code	With sink	No of burners	⟷ mm			Burners W	OPTIONAL pot holder
			outside	inside	recess depth		
50.805.04	right	1	530x340	515x325	150	1750	**50.100.48**
50.805.05	left	1	530x340	515x325	150	1750	**50.100.48**
50.805.06	right	2	765x355	716x340	150	1000+1750	**50.100.49**
50.805.07	left	2	765x355	716x340	150	1000+1750	**50.100.49**

50.186.98 *OPTIONAL 90° drain plug*
50.186.99 *OPTIONAL strainght drain plug*





Crystal glass worktop with hobs + Stainless Steel sink

Code	No of burners	⟷ mm		Burners W	Tap included	OPTIONAL pot holder
		outside	recess			
50.100.69	2	600x420X47 (overhang)	47 (overhang)	2x1750	no	**50.100.92**

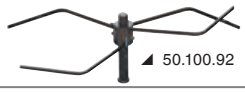

◢ 50.100.92

New Cooktops with steel glass lid

Stainless steel cooktops with smoked tempered glass lid, complete with hot and cold water mixer tap.

Code	With sink	No of burners	⟷ mm			Burners W	OPTIONAL pot holder
			outside	inside	recess depth		
50.714.01	right	1	526x326	515x325	163	1800	**50.100.91**
50.714.02	left	1	526x326	515x325	163	1800	**50.100.91**
50.714.03	right	2	726x346	688x319	140	1800+1000	**50.100.92**
50.714.04	left	2	720x346	688x319	140	1800+1000	**50.100.92**

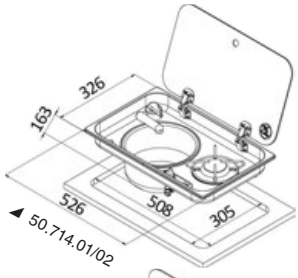

◢ 50.714.01/02

◢ 50.714.02

◢ 50.714.01

◢ 50.714.03

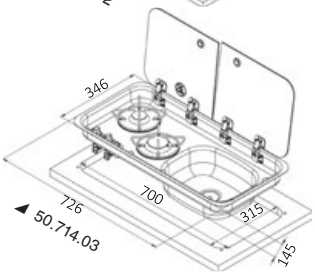

◢ 50.714.03

◢ 50.100.92

◢ 50.100.91

◢ 50.714.04

Hobs and sinks fitted with worktop cover SMEV

DOMETIC

SMEV stainless steel sink with smoke tempered glass lid

Fitted with cold and hot water tap.

Code	Version	⟷ mm
50.800.50	Rectangular	420x370
50.800.60	Rectangular	420x440

SMEV/DOMETIC stainless steel hob with smoke tempered glass lid

Fitted with sink and chromed brass **folding tap (cold water).** .
Cramer version with piezoelectric safety ignition system, removable pan grids, stainless steel burners, rubber seal.

Code	Version	With sink	No of burners	⟷ mm		Burners W
				outside	recess	
50.803.41	CRAMER	right	2	600x445x146	590x435	1000+1600

50.530.00 *OPTIONAL 90° drain plug*
50.535.00 *OPTIONAL strainght drain plug*

◢ 50.803.41

◢ Optional drain plugs

Drain outlets SMEV

Code	Type	Pipe Ø mm	Grating Ø mm	For sinks
50.535.00	straight	25	47	**50.800.50; 50.800.60; 50.803.60**
50.530.00	at 90°	25	47	**50.800.50; 50.800.60; 50.803.60**

◢ 50.535.00

◢ 50.530.00

Sinks with fold-out hob

50.102.01

Hinge stove folding into the sink

Made of **polished stainless steel**, fitted with folding tap, pot holder and tempered glass cover.

Code	Version	No of burners	⟷ outside mm	Burner W	OPTIONAL pot holder
50.102.01	Round	1	Ø 340 x 180	1750	**50.100.48**
50.102.05	Rectangular	1	320 (depth) x 350 x 180	1750	**50.100.48**

50.186.xx*OPTIONAL 70-mm Ø drain plug with grating*

50.102.05

50.100.48

DOMETIC Cookers with hobs/grill

50.366.22

50.366.02

DOMETIC Slim compact gas range

Kitchen range. Fitted with pot holders and gimbals. Tempered glass front, internal light, thermostat, safety ignition. Stainless steel frame.

Code	Version	No of burners	Grill	Oven	⟷ mm		kg
					with Gardanic support	without Gardanic support	
50.366.02	Sunlight	2 (2.2 + 1.8 kW)	no	1.1 kw	475x357x398 (h)	449x357x398 (h)	15.5
50.366.22	Starlight	2 (2.2 + 1.8 kW)	Yes (1.3 kW)	1.1 kw	475x357x540 (h)	449x357x508 (h)	18.5

TECHIMPEX kitchens with oven

TECHIMPEX

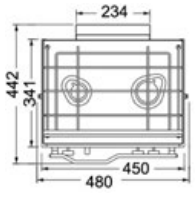

TECHIMPEX Classic version

Features: **two high power burner**; pot holder bars; side cardanic support; safety thermocouples; double front glass; thermostat; central oven burner for better heat distribution; double removable over tray, easy maintenance.

Code	No of burners	⟷ overall mm		
		Width	depth	Height
50.375.00	2 of 1700/2300 W	450+30 for joint	442	442

50.385.00

50.385.02

TECHIMPEX XL2/XL3 Version

Features: pot holder bar; side cardanic support; safety thermocouples; thermostat; double front glass; large size hob unit suitable for household pots; central oven burner for better heat distribution; removable oven tray, easy maintenance; **large** oven (900 cm^3).

Code	No of burners	⟷ overall mm		
		Width	depth	Height
50.385.00	3 x 900/1700/2300 W	500+30 for joint	484	460
50.385.02	2 of 1700/2300 W	500+30 for joint	484	460

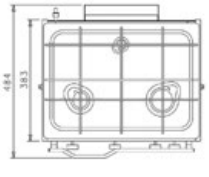

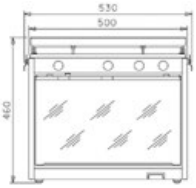

TECHIMPEX Marinertwo version

Features: **two high power burners;** pot holder bar; **adjustable** cardanic side support; safety thermocouples; **piezoelectric switching on system** powered by batteries; **mirror** front glass; grill; infinitesimal adjusting thermostat; large hob unit suitable for household pots; central over burner for better heat distribution; double removable oven tray, easy maintenance; large over (900 cm ^{2}).

Code	No of burners	overall mm		
		Width	depth	Height
50.370.00	2 of 1700/3000 W	500+30 for joint	475	460

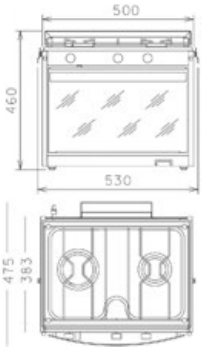

Gas kitchen "Topline" series TECHIMPEX

High quality product, professional performance;
features: very sturdy stainless steel structure; solid stainless steel pot holder, adjustable by length and height; removable side flame trap, easy maintenance; cardan joint with adjustable patented system; piezoelectric switching on system powered by AA batteries.

Code	Model	No of burners	Burners W	Oven + Grill	kg
50.380.00	TOPTHREE	3	3000/1700/1000	1700 + 1600	27

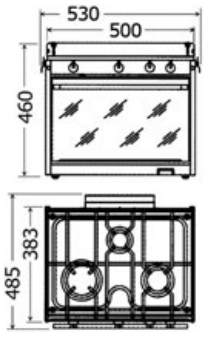

TECHIMPEX Horizon electric kitchen with oven

Furniture in **mirror-polished stainless steel**, with **ceramic glass top**, complete with gimbal joint and pot bars.
Oven with grill and large drip tray.

Code	kg	No of burners	Oven W + Grill	V
50.390.04	25	4	1500	220

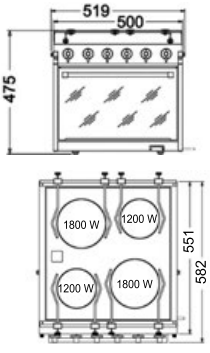

Electric barbeques

Electric barbecue with ceramic glass top



Stainless steel body. Automatic ignition. Residual color indicator. Connection cable with plug.
Connection cable with plug.

Code	V	Power W	outside mm
50.381.02	220-240	2500	510x300

Compact electric barbecue

Entirely made of stainless steel AISI 316, complete with removable juice collector, tilting electric resistance, removable grill, and fixed with special anti-vibration hooks.

Code	V	Power W	outside mm
50.382.00	220	1500	394x343

Satin-finish stainless steel electric barbecue

Stainless steel surface. Black enamel cast iron grid. Overheat prevention circuit.

Code	V	Power W	mm	
			external	recess
50.709.09	220	2400	510x305	482x282

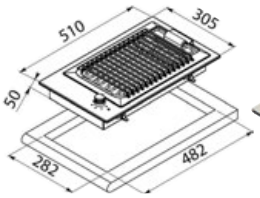

Containers and accessories for gas systems

Gas bottle housing

Made from **polyethylene** to be mounted outside the cabin.

Code	Ø mm	Height mm
50.250.00	270	320

Watertight gas bottle housing

OSCULATI

Made in compliance with the ISO 10239 standard, which requires for gas bottles inside boats to be stored in a well ventilated and insulated compartment connected to the outside. Made of **polyethylene**. It fits camping gaz bottles or similar types and has to be completed with kit 50.013.92.
8-mm gas fitting, 20-mm nylon vent.

Code	External Ø mm	Inside Ø mm	Height mm	Fixing OPTIONAL
50.251.00	270	200	348	**50.251.05**

Plastic locker suitable for housing gas bottles (includes vent)

OSCULATI

For 3 kg bottles, fitted with respective pressure regulator. Product includes UV-resistant Luran hatch and watertight gas hose joint. In compliance with ISO 10239 standard. Remote ventilation by means of 16-mm Ø hose.

Code	⟷ frontal mm	Recess mm	Depth mm
50.252.00	370x370	305x305	250

Plastic locker suitable for housing gas bottles (includes built-in vent)

OSCULATI

For 3-kg bottles, fitted with respective pressure regulator. Fitted with UV resistant Luran hatch and watertight gas hose joint. In compliance with the ISO 10239 standard. Ventilation integrated into the hatch. Right opening as in the picture. Possibility of left opening for a minimum order of 5 units.

Code	⟷ frontal mm	Recess mm	Depth mm
50.253.00	405x375	330x300	250

Wall mounting system for bottles

Code **50.251.05**
Plastic holder and polypropylene adjustable strap. Suitable for wall mounting model 50.251.00

Bottle holder

White soft PVC compartment suitable for 3-kg Camping Gaz bottles or similar.
To be used as antiskid, shock absorber and to prevent the bottle from scraping the peak and staining it with rust.

Code	Ø mm
50.249.00	203

OSCULATI

Origonol alcohol for ORIGO/DOMETIC kitchens

Alcohol specially suited for all Origo/Dometic kitchens and ovens, 99% pure, high calorie power with respect to normal alcohol, supplied in 1 litre container.

Code	Package l
50.202.00	1

GOK accessories for gas installations

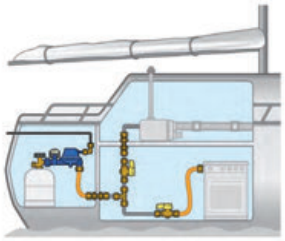

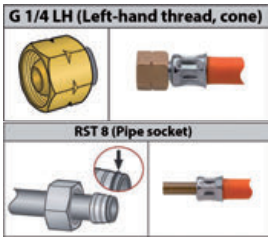

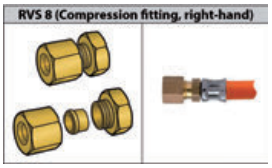

Kit for remote "Campingaz" cylinders or similar

Code	Description
50.013.90	Includes: pressure regulator 30 mbar with tap to be screwed on the bottle; flexible hose 65 cm long, from the pressure regulator to the 8 mm copper pipe; low pressure tap to be mounted to the cooper pipe end; flexible hose 85 cm from the cooper pipe tap to cooker; fitted with 4 reinforced **brass** bushings, to be mounted on each pipe joint.

Kit for remote standard gas cylinders 5/10/20 kg

Code	Description
50.013.91	Includes: tap to be screwed on the bottle; pressure regulator 30 mbar to be screwed on the tap; flexible hose 65 cm long from the pressure regulator to the 8 mm copper pipe; low pressure tap to be mounted to the cooper pipe end; flexible hose 85 cm from the cooper pipe tap to cooker; fitted with 4 reinforced brass bushings, to be mounted on each pipe joint.



Kit for campingaz bottles or similar, for mounting under the kitchen in a watertight container

Code	Description
50.013.92	Includes: 30-Mbar regulator fitted with tap to screw up onto the bottle + 65-cm hose going from the regulator to the container + 80-cm hose going from the container to the intercepting tap + 120-cm hose going from the tap to the gas cooker.



G 1/4 LH x RST 8 tubes

1/4 threaded tubes (connection to 50.013.12) + 8-mm smooth tube (connection to cock 50.013.14).

Code	Length mm
50.013.25	600
50.013.26	800
50.013.27	1000

RVS 8 X RST 8 tubes

Connection to M5 fittings or to 50.013.14 cock + female to be fastened on kitchen hose adapter (8-mm smooth hose adapter).

Code	Length mm
50.013.30	600
50.013.31	800
50.013.32	1000

G 1/4 LH x G 1/4 LH tubes

Code	Length mm
50.013.51	600
50.013.52	800
50.013.53	1000

G 1/4 LH x RVS 8 tubes

Code	Length mm
50.013.61	400
50.013.62	600

RVS 8 x RVS 8 tubes

Code	Length mm
50.013.71	400
50.013.72	600

Gas bottle cock

Code **50.013.10**
With overpressure savety device. M16x1.5 thread + shell.

30-Mb pressure regulator with monemeter

Code **50.013.12**
Shell thread (connection to 50.013.10) + 1/4 (connection to 50.013.25/26/27).

M5 fittings

8+8-mm femal fitting, DIN 8434-1.

Code	Type
50.013.40	bullkhead-pass
50.013.41	90° bulkhead
50.013.42	Tee
50.013.43	elbow 90°
50.013.44	Straight

◢ 50.013.41

◢ 50.013.40

◢ 50.013.44

◢ 50.013.43

◢ 50.013.42

Spare ogive for 8-mm copper tube fittings

Code **50.013.97**
To be replaced any time the tube is changed.
5-pcs display blister.

Brass nut for 8-mm copper tube, M14 x 1.5F pitch.

Code **50.013.98**
3-pcs display blister.

Shut-off valve with fixing plate

Code **50.013.14**
DIN EN12514-2 - EN331. 8+8-mm female fitting (connection to tubes 50.013.25 and copper pipe).

Gas leak detector

This device has to be installed near the gas bottle, downstream the pressure regulator. It detects possible gas leaks downstream the butane bottle.

Code	Model
50.013.16	Universal for RST8 copper pipes or rubber tubes

Pots and kitchen accessories

Toaster

Made of **stainless steel**. To be used on an onboard kitchen burner.

Code	⟷ base mm
50.819.00	136x113

Waste container fitted with snap-in locking

OSCULATI

Code **50.420.01**
Uses standard waste bags, the automatic locking system prevents bad odours leakages.

Household appliances for pleasure boats

DOMETIC air-recirculation cooker hood

Air-recirculation cooker hood with activated carbon air filter. Washable filter, 2-speed fan, 2 x 10W integrated halogen spotlights.

Code	V	Suction	Current draw	Lights	⟷ mm	kg	Spare activated carbon filter
50.236.13	12	38/45 m³/h	5 W	2x10 W	400x280x56 (H)	2.2	**50.236.15**

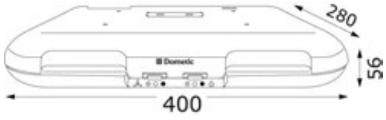

WAECO Power-vac battery-operated portable vacuum cleaner

12V 2.6A battery-operated vacuum claner. 3.8-litre capacity, 18-minute (± 10%) uninterrupted operation. Cleaning power: approx. 400-mm water column (±10%).

Code	V	Duration	Recharge time	⟷ mm
50.848.00	12	18 (± 10%)	10/14 hours	298x171x175

DOMETIC central vacuum cleaner

It can be flush mounted into the bulkhead. Suction power: 2500 mm (H_2O column). The system includes: 12-m suction hose, brushes and crevice tool. Efficient and hypoallergenic triple filter. Triple filter efficient and hypoallergenic.

Code	V	Power W	⟷ mm
50.851.01	220	950	298x171x175

Water heaters and accessories

Boat Boiler by ATI

Bivalent operation **bivalent** with heat exchanger or electric resistance of 1250 W at 230 V. (on request, boiler with 110V resistance for US markets). Enhanced insulation between tank and casing in expanded polyurethane, to keep water at temperature for at least **123 hours**. Oversized heat exchanger **surdimensionato** that delivers a practical performance far superior to double capacity competing products. Installation both horizontal and vertical. Safety valve calibrated at 4 bar, test pressure 8 bar.
Model A) Fitted with **porcelain glass** boiler and **aluminium** external coat. Cathodic protection with magnesium anode. Enameled heat exchanger.
Model B) Fitted with **AISI316 stainless steel** boiler and **mirror polished inox-like aluminium** external coat. **Stainless steel** heat exchanger. With front exhaust tap. Installation on three axes possible.





Version A	Version B SS	Model	L	Shape	⟷ tot. With flange P mm	⟷ only boiler L2 mm	⟷ interaxis brackets L1 mm
50.290.51	-	Boat Boiler 20	20	Rectangular	190	420	457
50.289.49	**50.389.50**	"Boat Boiler 22"	22	cylindrical	485	410	335
-	**50.389.55**	"Boat Boiler 30"	30	cylindrical	619	544	470
50.289.52	**50.389.52**	"Boat Boiler 45"	45	cylindrical	320	880	320

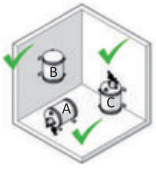

50.289.54 *Spare anode, for all mode*

ISOTEMP INDEL WEBASTO MARINE boiler - SPA series

AISI 316 stainless steel internal tank and corrugated coil. Grey propylene extrenal shell. 750 W 220 V **nickel-plated copper** electric resistance. Safety valve set at 6 bar. CFC-free polyurethane foam insulation. AISI 304 stainless steel fixing brackets. Thermostatic mixer 50.189.58 to be purchased separately.

◀ 50.198.58

Code	Type	Volume litres	⟷ LxØ mm	Max pressure bar	W*	kg
50.292.01	SPA15	15	450x310	6	750	7.5
50.292.02	SPA20	20	550x310	6	750	9
50.292.03	SPA25	25	650x310	6	750	10
50.292.04	SPA30	30	535x390	6	750	12
50.292.05	SPA40	40	640x390	6	750	14
50.292.06	SPA50	50	745x392	6	750	15
50.292.07	SPA60	60	850x392	6	750	17

* *1200 W resistance*

ISOTEMP INDEL WEBASTO MARINE boiler

Stainless steel internal tank, coil and external cover. The tank has a 5-year warranty against leaks. It works with a 750W 220V **nickel-plated copper** resistance or with a heat exchanger connected to the engine cooling system. The resistance is positioned on the lower part of the boiler to avoid heat stratification. Fitted with dual safety/service thermostat and 7-bar safety valve. Polyurethane foam insulation, horizontal or vertical installation.

◀ 50.291.00/20

◀ 50.291.04

◀ 50.290.00

Code	Volume litres	⟷ LxØ mm	Max pressure bar	Electric resistance W	kg
50.291.00	15	520x295	7	750	9
50.291.20	20	645x295	7	750	10.5
50.291.01	25	765x295	7	750	12
50.291.25	24	470x395	7	750	12.5
50.291.02	40	640x395	7	750	15.5
50.291.03	50	760x395	7	750	17
50.291.04	75	1050x395	7	750	24.5
50.290.00*	16	560x400x180	5	750	15.5

* *Thermostatic mixer not included.*

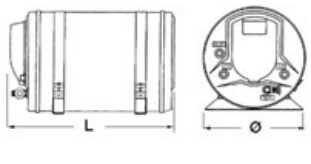

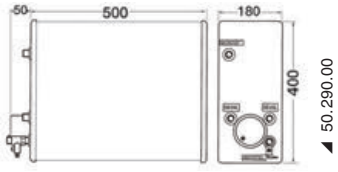

◀ 50.290.00

Thermostatic mixer for water heaters

Code **50.189.58**

Designed to adjust the output temperature of hot water to avoid **high temperatures**, universal size fits all water heaters.

Water heater joint hot water outlet pipe

Code **50.289.56**

Made with **stainless steel** metal braid, replaces PVC pipe that does not withstand high temperatures from the boiler water output, length 45 cm, standard size screw thread 1/2".

New 12V Mini boat boiler

Mini boiler for boats in AISI 316L stainless steel, impact-resistant, with thermal insulation in polyurethane foam. Equipped with an incoloy heating element and a probe sheath that allows the water temperature inside the boiler to be detected via thermostat. Supplied with safety valve and adjustable brackets.

Code	Volume litres	V	W	⟷ LxØ mm	kg
50.589.06	6	12	300	459x190	4.1

New ATI 12V boat boiler

12V

Boiler designed for 12V applications. Made of AISI 316 L stainless steel. Large surface heat exchanger for efficient hot water production. Polyurethane foam insulation, free from toxic agents. Built-in dual thermostat and safety valve. Pre-painted aluminum cover and stainless steel brackets for sturdy installation.

Code	Volume litres	V	W	Max pressure bar	⟷ LxØ mm	kg
50.489.22	22	12	300	7	520x320	7.5

Portable fridges

Powerbox® Plus 28L portable electric cooler

Click-and-lock lid and folding handle. Antimicrobial liner to resist odours, mould and mildew. It keeps the content 20°C below the ambient temperature. For 1.5-l bottles. 12V/230V power supply.

Code	Capacity l	⟷ mm
50.171.32	28	410x310x470

ISOTHERM compact and portable built-in refrigerator/freezer

Compact and portable refrigerator/freezer with Secop BD Micro compressor. 12/24-volt supply. 35-watt consumption. Temperature adjustable by means of a thermostat. Made with stainless steel materials.

Code	Model	Capacity l	⟷ (HxLxP) mm	kg
50.832.28	TB18	18	405x235x565	8.6

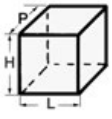

Travel box portable cool box

Portable refrigerators with freezer capability, designed for outdoor use and to withstand violent movements. Temperature control thermostat. Constructed entirely from stainless materials. Power supply 12/24V.

Code	Model	Capacity l	Current draw* (W/24h)	⟷ (HxLxP) mm	Secop compressor type	kg
50.832.32	TB 31 DC	30	220 - 740	380x585x350	BD35F	18
50.832.42	TB 41 DC	40	250 - 790	445x585x350	BD35F	21
50.831.07	TB 51 DC	50	240 - 770	530x585x350	BD35F	23

**Energy consumption when operating at 12V, +5°C in the refrigerating compartment, +25°C room temperature*

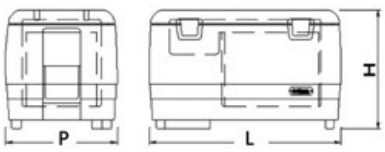

IGLOO ® iceboxes

IGLOO rigid icebox (up to 100 litres)

Made with UV-resistant, high-efficiency thermal insulation materials Designed for onboard use. Ideal for food and fish conservation as well as live bait well. Anti-odour plastic lining. Sturdy frame you can sit on.

Code	Capacity l	Model	Drain plug	UV Protection	Days of isolation*	⟷ cm	kg	OPTIONAL cushions
50.558.33	23	MARINE ULTRA 25	no	Yes	3	52X27X33 H	3	-
50.558.16	28	MARINE ULTRA 30/3	no	Yes	3	43X27X44 H	3.6	-
50.558.50	47	PROFILE 50 QT	no	no	2	64x37x37.5	4.1	**50.566.71**
50.558.54	51	MARINE ULTRA 54	Yes	Yes	5	65X37X41 H	4.8	**50.566.71**
50.558.26	66	MARINE ULTRA 70	Yes	Yes	5	76x42x41 H	6.2	**50.566.80**
50.558.24	94	MARINE ULTRA 100	Yes	Yes	5	88x43x47 H	9.1	**50.566.81**

**Days of ice retention at an external temperature of 32°C*

Spares for IGLOO ice makers

Made of rugged and UV-resistant material. Supplied with fixing screws, easy to install.

Code	Type	Colour	⟷ cm	Compatible with
50.559.01	Standard hinge	☐ white	5.87x0.05x3.21	**All models**
50.559.02	Long lasting hinge	■ black	5.87x0.45x3.21	**All models**
50.559.10	Standard lock	☐ white	8.58x1.59x14.61	**50.558.12; 50.558.14; 50.558.18; 50.558.30**
50.559.11	Plastic/SS lock	–	-	**50.558.54; 50.558.26; 50.558.24**
50.559.15	Foldable handles	☐ white	13.28x2.51x14.3	**50.558.05**

IGLOO rigid coolers over 100 litres

Code	Capacity l	Model	Drain plug	UV Protection	Reinforced hinges	Lock	⟷ cm	kg	OPTIONAL cushions
50.558.25	113	MARINE CONTOUR 120	Yes	Yes	Yes	Plastic	98x44x45 H	8.4	**50.566.90**
50.558.18	114	POLAR 120	Yes	-	-	Plastic	98x44x45 H	12.7	**-**
50.558.29	142	MAXCOLD CONTOUR	Yes	Yes	Yes	Plastic	107x48x53H	11	**50.566.95**
50.558.30*	157	MAXCOLD CONTOUR 165	Yes	-	-	-	107x48x59H	14	**50.566.95**

**Additional hatch for fast access + 4 glass holders*

50.558.18

50.558.25

50.558.29

50.558.30

50.566.90


50.566.95

IGLOO BMX icebox

Code	Capacity l	Model	Drain plug	UV Protection	Reinforced hinges	Lock	Days of isolation*	⟷ cm	kg
50.558.40	23	BMX 25	Yes	no	Yes	Rubber T lock	4	51x33.5x41.5 H	4.7
50.558.41	49	BMX 52	Yes	no	Yes	Rubber T lock	5	67x41.5x42 H	7.4

**Days of ice retention at an external temperature of 32°C*

50.558.40

50.558.41

50.558.41

IGLOO iceboxes on wheels

Code	Capacity l	Model	⟷ cm	kg
50.558.10	36	WHEELIE 38	58x33x40 H	4.3
50.558.12*	104	SUNSET GLIDE 110	101x47x50 H	11.5

Comfort lifting handle, stainless* **telescopic *haulage handle*

50.558.12

50.558.10

Universal spare part kit for IGLOO iceboxes

Code **50.559.00**

It contains: 4 hinges, 2 locking hooks, 2 drain caps, 24 S.S. screws.

Anchoring system for ice boxes

Code **50.156.11**

Fitted with 4 angles and two elastic cables for mounting through the handles, universal size.

Universal fixing system for iceboxes

Code **50.156.12**

It includes 4 corner plates + 2 elastic cables with stainless steel rings.

ISOTHERM Indel Webasto Marine fridge unit

For a complete group, you have to order one fridge unit + one evaporator

50.932.10

50.932.11

50.932.12

50.932.13

50.932.14

50.932.17


50.932.05

50.932.15

50.932.18

Evaporator with quick coupling and thermostat to be connect to 50.932.00/02

Code	Type	Indicated for max l		⟷ mm	Matching compressor
		Fridge	Freezer (-12°)		
50.932.10	Plate accumulator	60	20	350x130	**50.932.00**
50.932.11	Plate accumulator	80	26	350x250	**50.932.00**
50.932.12	Plate accumulator	150	50	386x361	**50.932.00**
50.932.13	Plate accumulator	170	56	815x210	**50.932.00; 50.932.02**
50.932.14	Plate accumulator	260	86	1000x270	**50.932.02**
50.932.17	L-shaped	60	20	(250+110)x350	**50.932.00**
50.932.18	L-shaped	125	41	(400+170)x200	**50.932.00**
50.932.05	Evaporator box	125	41	240x210x85	**50.932.00**
50.932.06	Evaporator box	150	50	320x230x100	**50.932.00**
50.932.19	Evaporator box	200	66	380x270x140	**50.932.00; 50.932.02**
50.932.07	2L eutectic plate	100	40	300x210x60	**50.932.00**
50.932.08	3L eutectic plate	150	50	355x280x60	**50.932.00; 50.932.02**
50.932.15	Coated lamellar evaporator, with ball bearing fan and quick cooling	150	-	220x275x70	**50.932.00**

50.932.19


50.932.06

50.932.07/08

ISOTHERM refrigerating unit by Indel Webasto Marine

Cooling unit with SECOP compressor and automatic electronic control that automatically switches off the unit when the battery voltage drops under 10.4 at 12V (22.8 at 24V). Fitted with quick couplings precharged with RI34 eco-friendly gas.
Evaporator to be purchased separately.

Code	Model	V	Consumption	⟷ mm
50.932.00	BD 35 F	12/24	320/380 W / 24h *	280x160x175
50.932.02	BD 50 F Vent	12/24	400/600 W/ 24h *	330x160x175

**Temperature: external 25°C, inside the box 5°C*

50.932.20*Smart Energy Control OPTIONAL*

ISOTHERM by Indel Webasto Marine Secop cooling unit with VE150 ventilated evaporator

The well-known SECOP cooling unit with voltage automatic control disconnects when this latter drops below 10.4 (22.8) V. DANF 0SS/Secop.
The **ventilated** evaporator is fitted with white plastic casing, cools **up to 150 l** and is very compact.

Code	V	Consumption	⟷ Condenser mm	⟷ Evaporator mm
50.931.98	12/24	0.380 kW/24 h *	388x132x160	220x275x58

* *External temperature: 25°C; temperature in the box: 5°C.*

ISOTHERM ITC+ cooling unit with evaporator box

Kit including ventilated evaporator box and compressor whose combination reduces current draw by 25-30%. The ITC electronic systems makes the compressor work in Soft Start mode and manages the Fast Cooling and Over Cooling functions: when the boat engine is on, the ITC detects a current surplus and makes the compressor work at its maximum operation rate for faster cold storage; when the boat engine is off, the compressor works at minimum rate to ensure the minimum temperature setting.
The ITC electronic system enables Soft Start of the compressor and manages key functions such as Fast Cooling and Over Cooling:
When ITC (with the boat engine running) detects a current surplus, it makes the compressor work at maximum to accumulate more cold in less time. When, on the other hand, the boat's engine is off, it makes the compressor work at the minimum required to maintain the set temperature.
Digital panel for temperature control.
Battery Protection with 3 Selectable Levels.
NIDEC (Secop) 12/24 V compressor with air cooling.
Click-On compressor fixing system.

Code	Max volume		V	Compressor	Temperature range	⟷ mm	
	Fridge	Freezer				Evaporator	Compressor
50.931.92	100	35	12/24	BD35F	+2° -6°	300x210x60	280x160x175
50.931.93	150	50	12/24	BD50F	+2° -6°	355x280x60	330x160x175
50.931.94	200	65	12/24	BD50F	+2° -6°	355x280x90	330x160x175

New

ISOTHERM VE200 PLUG&PLAY Cooling Unit

PLUG&PLAY

VE200 PLUG&PLAY cooling unit is the ideal solution to turn unused spaces into refrigerated areas. Easy to install, no qualified technicians required. Pre-assembled, pre-charged with refrigerant gas.

Code	Max volume		V	Compressor	Temperature range	⟷ mm	
	Fridge	Freezer				Evaporator	Compressor
50.931.95*	200	65	12/24*	BD35F	+0° +11°	360x257x258	280x160x175

* *AC/DC option through Isotherm power pack.*

Accessories for refrigerators

INDEL WEBASTO MARINE ISOTHERM Smart Energy Control

By means of a sophisticated micro-processor, this device drastically reduces the energy consumption of fridges and refrigerating units. It continuously adjusts the compressor RPM and, by means of a special sensor, it detects the refrigerator air temperature thus cooling food a bit more than necessary when the boat engine is on or when the boat is connected to the dock. During navigation, it exploits the food surplus frigories to reduce the compressor operation with an energy saving of about 50%. This device can match any fridge or refrigerating unit fitted with SECOP 101N0212 electronic unit. The kit includes: panel with micro-processor, adjustable potentiometer, air sensor.

Code	Input Voltage (AC)	⟷ mm
50.932.20	12/24	225x155x80

Power Pack ISOTHERM 108W VAC 50/60HZ 24V for refrigerators

Optimised for the absorption curves of our compressors, it allows refrigerators and Isotherm units to be universally powered, with DC 12/24V and AC 115/220V 50/60Hz voltage.
High output power up to 108W. Lightweight and compact in size. Suitable for various compressor models.
Compatible with all Isotherm refrigerators that are 12/24V and have a BD35 / BD50 / BDMICRO 1.4 compressor.

Code	V		Output power W	Output current A	⟷ mm
	input (AC)	output (DC)			
50.820.02	100-240	26.5	> 108	> 4.5	131x35x255

ISOTHERM fridges

DIVINO THE ONE electric glacette

Recess-fit cooling device for bottles. It keeps the wine or champagne perfectly refrigerated. Touch the stainless steel crown to activate it. Interactive LED lighting with 27 colour options. IP65 on the outer side, IP22 on the inner side.

Code	Capacity	V	Power W	Bore Ø mm	Ring Ø mm	Depth mm	Inner light
50.835.20	1 bottle	12	60	152	169	301	27 colour options

Isotherm refrigerator with hermetic Secop compressor, maintenance-free, 42 l - silver door

Fitted with electronic control that turns off the fridge when the voltage goes under 10.4 volts and that starts up again when voltage goes up to 11.7 volt (adjustable values respectively up to 9,6 and 10,9 volt).
Rotation speed at 2000-2500-3000 RPM adjusted according to the volume to be cooled.
Forced ventilation. Compressor can be remote controlled.
Current draw: 275 W/24h.

Code	Model	Capacity l	V	Eutectic plate cool accumulation	Compartment	⟷ mm			OPTIONAL finishing frame		kg
						Width	depth	Height	Black	SS	
50.830.04	CR42/V	42	12/24	no	Single	380	452/310	520	**50.934.01**	**50.934.02**	13.5
50.833.01	CR42EN	42	12/24	Yes	Single	380	475/310	530	**50.934.01**	**50.934.02**	17

Isotherm refrigerator with hermetic Secop compressor, maintenance-free, 49 litres - silver door

Fitted with electronic control that turns off the fridge when the voltage goes under 10.4 volts and that starts up again when voltage goes up to 11.7 volt (adjustable values respectively up to 9,6 and 10,9 volt).
2000-2500-3000 RPM rotation speed adjusted according to the cooling volume. Forced cooling.
Current draw: 280 W/24h.

Code	Model	Capacity l	V	Eutectic plate cool accumulation	Compartment	⟷ mm			kg	OPTIONAL finishing frame	
						Width	Depth *	Height		Black	SS
50.935.00	CR49	49	12/24	no	Single	380	470	525	17	50.934.01	50.934.02
50.936.00	CR49EN **	49	12/24	Yes	Single	380	470	525	18	50.934.01	50.934.02

* *The depth cited excludes the door and handle (± 40 mm)*
** *Cold accumulating system, reduced energy consumption*

Isotherm refrigerator with hermetic Secop compressor, maintenance-free, 65 litres - silver door

Fitted with electronic control that turns off the fridge when the voltage goes under 10.4 volts and that starts up again when voltage goes up to 11.7 volt (adjustable values respectively up to 9,6 and 10,9 volt).
2000-2500-3000 RPM rotation speed adjusted according to the cooling volume. Forced cooling.
Current draw: 290 W/24h.

Code	Model	Capacity l	V	Eutectic plate cool accumulation	Compartment	⟷ mm			OPTIONAL finishing frame	kg
						Width	Depth *	Height	SS	
50.935.11	CR65	65	12/24	no	Single	450	500	530	**50.934.03**	18
50.936.11	CR65EN **	65	12/24	Yes	Single	450	500	530	**50.934.03**	19

* *The depth cited excludes the door and handle (± 40 mm)*
** *Cold accumulating system, reduced energy consumption*

Isotherm refrigerator with hermetic Secop compressor, maintenance-free, 85 litres - silver door

Fitted with electronic control that turns off the fridge when the voltage goes under 10.4 volts and that starts up again when voltage goes up to 11.7 volt (adjustable values respectively up to 9,6 and 10,9 volt).
2000-2500-3000 RPM rotation speed adjusted according to the cooling volume. Forced cooling.
Current draw: 380 W/24h.

Code	Model	Capacity l	V	Eutectic plate cool accumulation	Compartment	⟷ mm			OPTIONAL finishing frame	kg
						Width	Depth *	Height	Black	
50.935.02	CR85	85	12/24	no	Single	475	515	625	**50.934.04**	23

* *The depth cited excludes the door and handle (± 40 mm)*

Isotherm refrigerator with hermetic Secop compressor, maintenance-free, 100 litres - silver door

Fitted with electronic control that turns off the fridge when the voltage goes under 10.4 volts and that starts up again when voltage goes up to 11.7 volt (adjustable values respectively up to 9,6 and 10,9 volt).
2000-2500-3000 RPM rotation speed adjusted according to the cooling volume. Forced cooling.
Current draw: 400 W/24h.

Code	Model	Capacity l	V	Eutectic plate cool accumulation	Compartment	⟷ mm			kg
						Width	Depth *	Height	
50.935.12	CR100	100	12/24	no	Single	485	455	745	26

* *The depth cited excludes the door and handle (± 40 mm)*

Isotherm refrigerator with hermetic Secop compressor, maintenance-free, 130 l - silver door

Fitted with electronic control that turns off the fridge when the voltage goes under 10.4 volts and that starts up again when voltage goes up to 11.7 volt (adjustable values respectively up to 9,6 and 10,9 volt).
2000-2500-3000 RPM rotation speed adjusted according to the cooling volume. Forced cooling.
Current draw: 440 W/24h.

Code	Model	Capacity l	V	Eutectic plate cool accumulation	Compartment	⟷ mm			OPTIONAL black finishing frame	kg
						Width	Depth *	Height		
50.935.03	CR130	130	12/24	no	Single	525	510	745	**50.934.06**	27
50.936.03	CR130EN **	130	12/24	Yes	Single	525	510	745	**50.934.06**	28

* *The depth cited excludes the door and handle (± 40 mm)*
** *Cold accumulating system, reduced energy consumption*

New

ISOTHERM Cruise Classic Total Black refrigerators

CRUISE Classic Total Black series features stylish and sturdy refrigerators, perfect for the marine environment. Available in capacities from 42 to 226 litres, they combine modern design in matt black and high energy performance.

- Integrated freezer (Drink version excluded).
- LED internal lighting.
- Refrigerator inner panels with rounded corners for easy cleaning.
- Secop energy-efficient 12/24 V compressor
- Door with magnetic lock.
- Corrosion-resistant materials.

Code	Model	Capacity l	V	Consumption W/24h	Compartment	⟷ mm			kg
						L	P	H	
50.870.01	CR42 Total black	42	12/24	300	Single	380	455	525	14
50.870.02	CR49 Total black	49	12/24	278	Single	380	452	525	17
50.870.03	CR65 Total black	65	12/24	288	Single	450	473	530	18
50.870.04	CR85 Total black	85	12/24	386	Single	475	505	627	22
50.870.05	CR86 Total black	86	12/24	499	Single	380	495	850	22
50.870.06	CR100 Total black	100	12/24	400	Single	486	455	746	23
50.870.07	CR130 Total black	130	12/24	438	Single	525	510	750	27
50.870.08	CR130 Drink Total black	130	12/24	400	Single	527	520	750	27
50.870.09	CR226 Total black	226	12/24	648	Double	595	522	1452	52

◢ 50.870.XX

◢ 50.870.03

◢ 50.870.05

◢ 50.870.09

ISOTHERM refrigerator with maintenance-free Secop hermetic compressor - double compartment

Fitted with electronic control that turns off the fridge when the voltage goes under 10.4 volts and that starts up again when voltage goes up to 11.7 volt (adjustable values respectively up to 9,6 and 10,9 volt).
2000-2500-3000 RPM rotation speed adjusted according to the cooling volume. Forced cooling.

Code	Model	Finish	Capacity l	V	Current draw (W/24h) A	⟷ mm			kg
						Width	depth	Height	
50.838.05	CR225	Silver	225	12/24	650	566	491	1440	44
50.838.06	CR280	Silver	280	12/24	-	566	491	1700	50

50.838.06

50.838.05

50.838.05

Classic trim frame for built-in mounting

Code	Series	Version	For l	Inside dimensions (fixing) mm	Outside dimensions (look) mm	Sides
50.934.01	Classic	Black	42/49	380	422	3
50.934.02	Classic	Satin-finish SS	42/49	380	422	3
50.934.03	Classic	Satin-finish SS	65	450	492	3
50.934.04	Classic	Black	85	Height 625	Width 35	2
50.934.06	Classic	Black	130	526	564	3

50.827.26

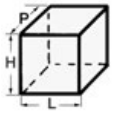

ISOTHERM Cruise Elegance refrigerator

New range of products with front door and different technical characteristics in comparison with the standard line: door ventilation system built in the cover lid; easyfix system for installation from inside the cabinet; freezer compartment featuring a new design features such as steel door and high-power LED internal lighting. Fitted with safety closure.

Code	Model	Capacity l	V	Current draw (W/24h) A	⟷ mm			OPTIONAL silver finishing frame	
					L	P	H	3 sides	4th side
50.827.18	CR42E	42	12/24	265	380	452	525	**50.934.10**	**50.934.21**
50.827.20	CR49E	49	12/24	265	381	500	520	**50.934.10**	**50.934.21**
50.827.22	CR65E	65	12/24	275	448	530	527	**50.934.11**	-
50.827.24	CR85E	85	12/24	368	477	555	620	**50.934.12**	-
50.827.26	CR130E	130	12/24	418	528	555	746	**50.934.13**	-

Standard silver finishing for panel/door

50.932.20*OPTIONAL Smart Energy Control for energy absorption up to 25%*

50.827.18

50.827.22

50.827.20

50.827.24

Elegance series trim frame for flush mounting

Code	Series	Version	For l	Inside dimensions (fixing) mm	Outside dimensions (look) mm	Sides
50.934.10	Elegance	Silver	42/49	380	422	3
50.934.11	Elegance	Silver	65	450	493	3
50.934.12	Elegance	Silver	85	476	541	3
50.934.13	Elegance	Silver	130	525	592	3
50.934.21	Elegance	Silver	49	322	424	4° (lower part)

ISOTHERM refrigerator with stainless steel panel - clean touch

Fitted with flange for recess fit: the door is flush with the flange. Snap lock door, quite 12/24V SECOP compressor, inside LED light. Ready to fit smart energy control 50.932.20. Clean touch film, stainless steel panel freezer, improved insulation door and ergonomic handle.

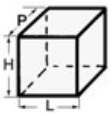

Code	Model	Capacity l	V	Consumption W/24h	⟷ mm			kg	OPTIONAL SS finishing frame on 4th side
					L	P	H		
50.827.30*	CR42 SS CT	42	12/24	285	400	500/385	525	17	50.934.27
50.827.31	CR49 SS CT	49	12/24	265	400	500	525	18	50.934.27
50.827.32	CR65 SS CT	65	12/24	275	470	520	528	20	50.934.28
50.827.33	CR85 SS CT	85	12/24	368	495	550	625	24	50.934.24
50.827.34	CR130 SS CT	130	12/24	418	545	555	750	29	50.934.31

Dimensions of the refrigerator do not include the mouting flange.
** Compressor can be remote operated up to 1.5 m. In this case depth is 385 mm.*

50.827.30/31

50.827.32

50.827.33

50.827.34

ISOTHERM refrigerator with stainless steel front panel - double compartment

Complete with a flush-mount stainless steel flange, it allows installation of the door with a flush appearance. Closure by means of a flush snap lock. CR220 model: 130-l front door upper unit + 90-l front door lower freezer unit. CR260 model: 130-l front door hybrid upper unit + 130-l drawer unit (with 9.8-l freezer compartment).

50.827.05

50.827.05

Code	Model	Capacity l		V	Current draw A	⟷ mm			kg
		refrigerator	freezer			L	P	H	
50.827.05**	CR195 SS	130	65	12/24	2.3/6.2	545	580	1345	63
50.827.07**	CR200 SS*	150	50	12/24	2.3/6	735	620	880	53
50.827.16	CR220 SS	130	90	12/24	2/4	545	565	1538	69
50.827.15	CR260 SS	130+130	-	12/24	2/4	545	565	1538	74

** Complete with AC-DC 115/230 kit*
*** Refrigerator with freezer.*

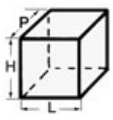

50.827.15

50.827.16

50.827.07

Isotherm refrigerator with pull-out drawer - stainless steel door

Complete with Secop compressor with universal voltage 12/24V.
The clean touch models feature an anti-fingerprint surface.

Code	Model	Capacity l	V	Current draw A-h	⟷ WxDxH mm	OPTIONAL SS finishing frame on 4th side
50.826.00*	CR36	36	12/24	0.6-2.7	440x675x250	-
50.827.00	CR36 SS	36	12/24	0.6-2.7	440x715x255	-
50.826.29	DR42 stainless steel CT	42	12/24	-	400x525x500	**50.934.27**
50.826.30	DR49 SS CT	49	12/24	-	400x502x520	**50.934.27**
50.826.31	DR65 SS CT	65	12/24	-	470x526x525	**50.934.28**
50.826.17**	DR70 stainless steel CT	70	12/24	0.55-3.5	627x724x444	-
50.826.07	DR85 stainless steel CT	85	12/24	1-4	494x544x619	-
50.826.01	DR105 SS	105	12/24	1.2-5	520x590x520	-
50.826.08	DR130 stainless steel CT	130	12/24	2-5	544x557x744	**50.934.31**

* *White door*
** *With remote compressor P=580*





ISOTHERM Drawer stainless steel refrigerator/freezer

Series of refrigerator/freezer appliances with stainless steel front opening drawer and stop. With Secop compressor (12/24 V universal voltage).

Code	Model	Description	Power V	Capacity l	⟷ cabinet LxDxH mm	OPTIONAL SS finishing frame on 4th side
50.826.06	DR55 SS Freezer	Drawer freezer, 55-l volume, automatic defrosting	12/24	55	470x520x540	**50.934.23**
50.826.18	DR70 SS Freezer	Drawer freezer, 70-l volume	12/24	70	611x724x444	-
50.826.19*	DR70 SS Freezer/ice maker	Drawer freezer, ice maker included, 70-l volume	12/24	70	611x786x444	-
50.826.32	DR100 SS fridge	Drawer fridge, 100-l volume	12/24	100	546x778x501	**50.934.30**
50.826.11	DR160 SS fridge/fridge	Double-drawer ventilated fridge (95 + 65 l), light in the upper drawer, mechanical thermostat. BD50 compressor.	12/24	95+65	625x545x865	**50.934.25**
50.826.12	DR160 SS fridge/freezer	Fridge (95 l, upper drawer), freezer (65 l, lower drawer). Mechanical thermostat. Light in the upper drawer. BD80F compressor.	12/24	95+65	625x545x865	**50.934.25**

* *Available upon request*

ISOTHERM Cruise 90 Classic and Cruise 90 Inox freezer

Extra-thick insulation for excellent cooling performance and low current draw.
Fitted with built-in compressor.
Current draw: 550 W/24h.

Code	Model	Description	Capacity l	V	⟷ WxDxH mm
50.839.00	CR90 Freezer classic	Door with safety lock and magnetic rubber seal	90	12/24	527x520x746
50.827.23	CR90-F-CT	SS front panel with touch finish. Fitted with recess fit SS fastening flange and door flush with the flange. Flush snap lock.	90	12/24	545x565x750

◢ 50.839.00

◢ 50.839.00

◢ 50.827.23

◢ 50.827.23

ISOTHERM 130-l refrigerator with stainless steel front panel

Fitted with a flush-mount stainless steel flange, it allows installation of the door with a flush appearance. Flush snap lock.

Code	Model	Capacity l	V	Current draw A	⟷ mm		
					L	P	H
50.827.14	CR130 DRINK SS	130	12/24	1.4/5.2	545	545	755

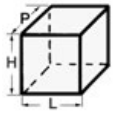

ISOTHERM drawer refrigerator

Fitted with stainless steel rails and black or silver painted stainless steel door. Elegance line and user-friendly digital display.
Silent and high-efficiency BD 12/24V 1.4F Secop compressor.
Easy Fix system.

Code	Model	Capacity l	V	Current draw W / 24 hours	⟷ mm	Colour	OPTIONAL frame for external mounting
50.826.09	DR16	16	12/24	160	250x380x540	Silver	**50.934.26**
50.826.14	DR30	30	12/24	270	260x440x700	Silver	**50.826.24**
50.826.15	DR30	30	12/24	270	260x440x700	Black	**50.826.25**
50.826.16	DR30	30	12/24	270	260x440x700	white	-

◢ 50.826.09


◢ 50.826.14

◢ 50.826.15

◢ 50.826.16

◢ 50.826.14


◢ 50.826.24

◢ 50.826.25

Drawer series recess-fit finish frame

Code	Series	Version	For l	Inside dimensions (fixing) mm	Outside dimensions (look) mm	Sides
50.934.23	Drawer	Satin-finish SS	55	456	508	4° (lower part)
50.934.25	Drawer	Satin-finish SS	160	614	664	4° (lower part)
50.934.26	Drawer	Satin-finish SS	16	386	444	4 sides
50.934.27	Drawer	SS CT	49	384	438	4° (lower part)
50.934.28	Drawer	SS CT	65	452	508	4° (lower part)

ISOTHERM top-loading cooling box by Indel Webasto

Small size and high-performing, access from top lid.
Fitted with SECOP last-generation compressor.

Code	Model	Lid	Thermosts	Capacity l	V	⟷ mm	kg
50.835.00	BI16	Opens with hinge	Digital	16	12/24	384x240x557	11.9
50.835.05	BI30	Opens with hinge	Digital	30	12/24	449x724x240	18
50.835.10*	BI36	Removable	Mechanical	35.5	12/24	438x556 + 125x240	15.3

* *130 mm space requirement for remote compressor.*

Fridge/freezer Isotherm model BI29

Fully removable, fitted with roller slides. Single lid for access from the top. Stainless steel inner lining and plastic bottom. +10°/-12° C temperature.

Code	Model	Capacity l	V	Energy consumption W/24h	⟷ mm	kg
50.826.02	BI29	29	12/24	175	650x342x365	18

ISOTHERM - "Cruise 40 Cubic" 40-l cockpit refrigerator/freezer

Very versatile product that can be used as refrigerator and freezer. It can be installed for front or top opening. The SECOP compressor can be radio remote controlled uo to 1.3-m distance. White door that can be covered with a panel, coating to be varied according to the customer's needs.

Code	Power V	With front door		With top door		kg
		Current draw A	Adjustable temperature range	Consum-ption (W/24h)	Adjustable temperature range	
50.039.00	12/24	0.186 Kwh/24 h	+10° / -12°	186	+10° / -18°	17.6

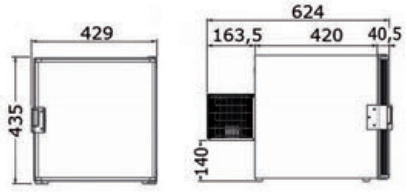

ISOTHERM cockpit refrigerator/freezer

Fitted with **plastic** bottom, internal removable baskets, Secop compressor with 12/24 volt universal voltage.

Code	Type	Capacity l	Version		Current draw W / 24 hours	Internal coating inox	⟷ Housing mm HxPxL
			refrigera-tor	freezer			
50.040.00	BI40	40	x	-	270	no	405x420x400+160*
50.041.00*	BI41	41	x	x	222	no	342x451+161x500
50.042.00**	BI75	75	x	-	340	Yes	430x470+160*x650
50.043.00**	BI92	95	x	x	360	Yes	485x455+160*x805

* *Compressor can be remote controlled up to 0.90 m - reduces height by 161 mm*
** *Furniture with bevelled lower part for better hull adhesion.*

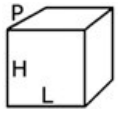

DOMETIC refrigerators

DOMETIC

DOMETIC refrigerator

Innovative design and high energetic efficiency for a 3-in-1 cooling solution: refrigerator only, freezer only, or both.
The freezer compartment can be easily pulled out to make room for a larger refrigeration.

- Touch control panel with integrated LED light bar;
- Reversible door hinge;
- Full-width door handle neatly integrated for easy access;
- Smart closing mechanism to create a gap between the fridge and the door to airing out;
- Energy-efficient, light, compact compressor with 3 operating modes (Eco/Boost/Silent);
- Compressor can be remote-controlled in the 35-litre version to reduce depth to minimum;
- Standard or flush-mount installation frame.

Dark silver door	Stainless steel panel	Model	Capacity l	V	Average current draw W	⟷ mm (LxHxP)	kg
50.914.01	50.915.01	NRX0035	34	12/24	0.2296	380x355x525	16
50.914.03	50.915.03	NRX0050	46	12/24	0.2222	380x510x525	17
50.914.05	50.915.05	NRX0060	58	12/24	0.2335	448x537x525	17
50.914.07	50.915.07	NRX0080	78	12/24	0.3036	475x537x625	20
50.914.09	50.915.09	NRX0115	116	12/24	0.3671	525x568x745	25
50.914.11	50.915.11	NRX0130	130	12/24	0.3729	525x568x812	26

◢ 50.914.xx

◢ 50.915.xx

◢ 50.914.xx

◢ 50.915.xx

◢ 50.907.xx

◢ 50.908.xx

Frame for DOMETIC refrigerators

Code	Fridge model	Type
50.907.03	NRX 35/50 dark silver	Flush-mounted/standard
50.907.05	NRX 60 dark silver	Flush-mounted/standard
50.907.07	NRX 80 dark silver	Flush-mounted/standard
50.907.09	NRX 115 dark silver	Flush-mounted/standard
50.907.11	NRX 130 dark silver	Flush-mounted/standard
50.908.03	NRX 35/50 stainless steel	Flush-mounted/standard
50.908.05	NRX 60 Stainless Steel	Flush-mounted/standard
50.908.07	NRX 80 stainless steel	Flush-mounted/standard
50.908.09	NRX 115 stainless steel	Flush-mounted/standard
50.908.11	NRX 130 stainless steel	Flush-mounted/standard

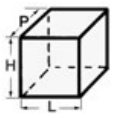

New CoolPower

CoolPower DPS-R 135 is a network adapter for connecting refrigerators with an electronic control unit for 12/24 V to the network 100-240 V. Output voltage 24V. Suitable for all DOMETIC refrigerators up to 135W.

Code	Power w/Ah	⟷ mm (LxHxP)
50.820.10	135/1.53	110x32x100

◢ 50.917.03/05

◢ 50.916.03/05

New DOMETIC drawer refrigerators

Innovative design and high energetic efficiency for a 3-in-1 cooling solution: refrigerator only, freezer only, or both.
The freezer compartment can be easily pulled out to make room for a larger refrigeration.

- Touch control panel with integrated LED light bar;
- Reversible door hinge;
- Full-width door handle neatly integrated for easy access;
- Smart closing mechanism to create a gap between the fridge and the door to airing out;
- Energy-efficient, light, compact compressor with 3 operating modes (Eco/Boost/Silent);
- Compressor can be remote-controlled in the 35-litre version to reduce depth to minimum;
- Standard or flush-mount installation frame.

Dark silver door	Stainless steel panel	Model	Capacity l	V	Consumption W/24 h	⟷ mm (LxHxP)	kg
50.916.03	50.917.03	NRX0050	46	12/24	222	380x510x525	17
50.916.05	50.917.05	NRX0060	58	12/24	234	448x537x525	17

◢ 50.918.01-07

New DOMETIC refrigerators, deep black

Refrigerators with dark black panel. Equipped with 3 convenient shelves and a small compartment for bottles or cans. Freezer compartment can be ordered separately as an accessory.

- Touch control panel with integrated LED light bar;
- Reversible door hinge;
- Full-width door handle neatly integrated for easy access;
- Energy-efficient, light, compact compressor with 3 operating modes (Eco/Boost/Silent);
- Compressor can be remote-controlled in the 35-litre version to reduce depth to minimum;
- Standard or flush-mount installation frame.

Dark black door	Model	Capacity l	V	Consumption W/24 h	kg
50.918.01	NRX0035E	34	12/24	230	16
50.918.03	NRX0050E	46	12/24	222	17
50.918.05	NRX0060E	58	12/24	234	17
50.918.07	NRX0080E	78	12/24	304	20

◢ 50.913.20/30



◢ 50.913.40

◢ 50.913.20/30

DOMETIC drawer fridge

12/24V compressor drawer fridge. The cooling unit can be fitted up to 1.5 m away in case of limited depth. Stainless steel front.

Code	V	Capacity l	Temperature range	W	⟷ mm		⟷ depth mm	
					Width	Height	with compressor	without compressor
50.913.20	12/24	20	0° + 15°	36	438	250	565	422
50.913.30	12/24	30	-2° + 12°	36	440	250	730	560

50.913.40 *Stainless steel frame for mounting of the 20- and 30-l version.*

OSCULATI refrigerators

OSCULATI

Fridge Frigo° with clean touch front panel

FRIGO° by OSCULATI

HUAYI COMPRESSOR

Versatile and compact fridges. Easily installable in any boat or vehicle. Features a handy removable freezer compartment if not needed to extend fridge capacity. Equipped with Huayi compressor, with convenient internal control to adjust temperature and clean touch anodized brushed aluminum door panel.

Code	Capacity l	V	⟷ mm			kg	OPTIONAL frame
			Width	depth	Height		
50.960.00	50	12/24	380	490	530	17	**50.960.30**
50.960.02	85	12/24	475	545	630	21	**50.960.32**

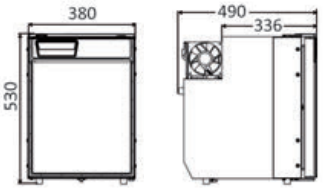

◢ 50.960.00

◢ 50.960.02

New **Thermoelectric wine cooler 12V - 220V**

This thermoelectric cooler is a state-of-the-art cooling device designed to ensure the ideal temperature for wine bottles and other beverages up to a diameter of 92 mm.
A thermoelectric cooling system made up of copper tubes and a heat sink ensures even temperature distribution and optimal performance.
It is provided with a modern touch control panel with display for simple and intuitive temperature adjustment from a minimum of 5°C.
It comes with a 220V transformer and a 12V cigarette lighter plug (see 14.517.01).

Code	Capacity	V	Power W	Bore Ø mm	Depth mm
50.860.01	1 Bottle	12/220	72	92	190

Ice-makers

New **ISOTHERM Clean Touch AC/DC stainless steel ice maker**

isotherm

AC/DC **CLEAN TOUCH**

Isotherm AC/DC ice maker is designed for versatile use on board. It combines energy compatibility, compact design and high efficiency. It produces up to 4.6 kg of ice per day. Equipped with a stainless steel panel with clean-touch finish and integrated 8-liter tank.

Code	V	⟷ HxLxD mm	kg
50.843.01	12/230	626x371x501	29
50.843.02	12/115	626x371x501	29
50.843.03	24/230	626x371x501	29
50.843.04	24/115	626x371x501	29

◢ 50.843.01

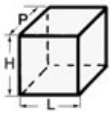

Indel Webasto Marine ISOTHERM Ice Drink Clear ice maker

100% stainless steel body, 18 kg/day ice production, spray technology delivering clear ice.

Code	V	Current draw A-h	⟷ HxLxD mm	kg
50.840.00	220V (110V available upon request)	1.4	582x353x405	28

50.840.10

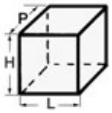

IceDrink Clear WT ice maker with built-in tank ISOTHERM by Indel Webasto Marine

100% stainless steel body, 18 kg/day ice production, spray technology delivering clear ice.
Version with 3-l built-in tank. The external dimensions are **exactly the same** of the model with an external water kit.
External finish flange on 3 sides, available as an option.

Code	V	Current draw A-h	⟷ HxLxD mm	kg
50.840.10	220V (110V available upon request)	1.4	590x355x404	26

50.934.29 *Stainless flange on 3 sides.*

ISOTHERM White Ice stainless steel ice maker by Indel Webasto Marine

100% stainless steel, 8 kg/day ice production. Unique design and possibility of partial flush mounting with a complete frame or on 3 sides (lower flange to be bought separately). Ideal for applications at elevated external temperatures since the unique ventilation system pulls air in through the front. 180W power consumption and variable dimensions depending on the use of flanges. It is recommended to leave a 5-mm space on the ice maker rear part for water draining and relating connections. Weight: 29 kg.

Code	Version	⟷ mm		V
		with flange	without flange	
50.840.04	Water Network Connection	640*x410x436	629x375x428	220

* *With lower flange upon request height is 661 mm.*

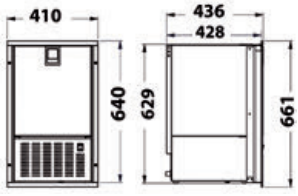

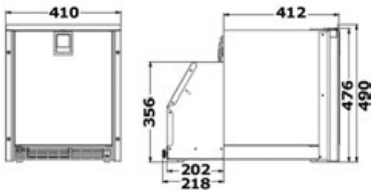

ISOTHERM Low Profile White Ice maker by Indel Webasto Marine

Having the same characteristics of the White Ice model, the Low Profile version is very flexible in terms of installation. The rear motor unit allows for installation in a location with lower height dimensions such as in external cockpits. The elegant and practical stainless steel frame is ideal for any boat, even small ones. 8 kg/day ice production. 180W absorption. It is recommended to leave a 5-mm space on the ice maker rear part for water draining and relating connections. Weight: 29.5 kg.

Code	⟷ mm		V*
	with flange	without flange	
50.841.00	490x410x630	476x372x630	220

* *110V upon request.*

WC, toilet and accessories

Manual toilet unit

OSCULATI

Very sturdy, low modern line; can be installed above or below the water level line, fitted with 19-mm (3/4") inlet and 38-mm (1" 1/2) outlet pipe. The pump can be mounted on the right or on the left. **With pump removable from the top**.
Spray Nozzle washing fitting for faster and more effective cleaning at very high pressure on all the toilet bowl surface.

Code	Bowl	Board	Model	⟷ mm			kg
				Height	Width	depth	
50.207.50	white porcelain	white lacquered wood	Space Saver	305	450	425	10
50.217.30	white porcelain	soft close plastic	Space Saver	285	450	425	10
50.207.25	white porcelain	white lacquered wood	compact	345	450	425	10.5
50.217.25	white porcelain	soft close plastic	compact	340	450	425	10.5
50.206.25	white porcelain	big soft close plastic	Large	340	470	490	10.5

50.207.41 *Complete spare pump (new type with opening from the top "YEAR 2000")*
50.207.19 *Seal spare kit*

◢ 50.207.25

◢ 50.217.25/30 closed

◢ 50.217.25/30; 50.207.50

◢ 50.206.25

Spare parts and accessories for manual toilets

Code	Description
50.207.50	Manual WC Space Saver with wooden seat
50.217.30	Manual WC Space Saver with soft-close plastic seat
50.207.25	Manual Compact WC with wooden seat
50.217.25	Manual Compact WC with soft-close plastic seat
50.207.50	Manual WC Space Saver with wooden seat
50.206.25	Manual WC bowl Large

Number	Description	Code
1	White lacquered wooden toilet seat, standard size for 50.207.25; 50.207.50; 50.217.25; 50.217.30	**50.207.28**
1	Standard Soft-Close Plastic Toilet Seat for 50.207.25; 50.207.50; 50.217.25; 50.217.30	**50.207.51**
1	Soft close large plastic WC seat for 50.206.25	**50.207.52**
3	Replacement pump with base gasket	**50.207.42**
4	Sealing kit mod. 2000	**50.207.19**
4A	Seal kit up to 1999	**50.207.26**
5	Water injection kit into the bowl, 90° connection	**50.207.43**
8	Replacement pump complete with base	**50.207.41**
9	Ceramic replacement Compact 50.207.25; 50.217.25	**50.207.36**
9	Ceramic replacement Space Saver for 50.207.50; 50.217.30	**50.207.37**
9	Ceramic Replacement WC Large Bowl for 50.206.25	**50.207.44**
14	WC seat hinge kit	**50.207.49**

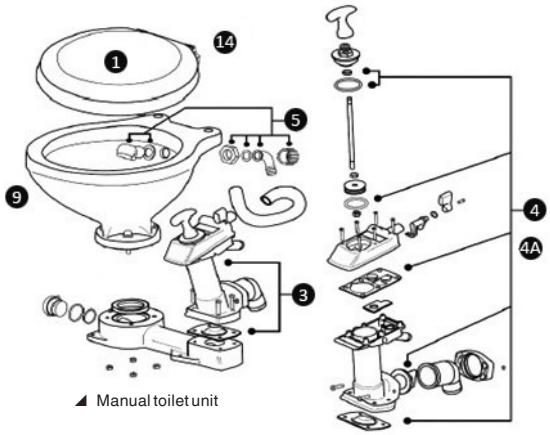

◢ Manual toilet unit

◢ 1

◢ 9

◢ 8

◢ 4A


◢ 4

RM69 ultra-lightweight manual toilet

Made of ABS, very compact and lightweight.
The pump can be mounted on the right or on the left.
20-mm inlet tube and 38-mm outlet tube.
Bayonet-mount of the bowl on the base, easy disassembling for cleaning purposes.

Code	Bowl	Board	⟷ mm			kg
			Height	Width	depth	
50.207.48	ABS	ABS	350	440	420	3.2

JABSCO manual toilet

Vitreous china bowl, wooden seat. Pump with lock/unlock system against syphonic flooding. 3/4" (19 mm) inlet hose, 1" 1/2 (38 mm) outlet hose.

Code	⟷ mm	kg
50.224.00	450x410x340 (H)	9.3

50.224.04 *Complete pump assembly*
50.224.03 *Service kit with valve*
50.207.28 *Wooden board*

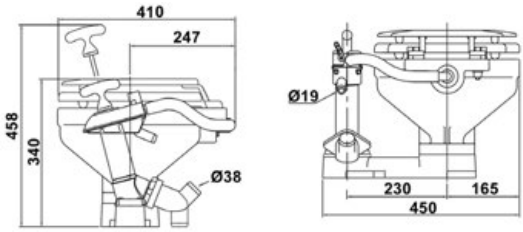

THETFORD Porta Potti portable toilet

Portable toilet that doesn't have to be connected to a drainage or water system. Revolutionary design, optimum quality and functionality.
The toilet consists of two sections: the upper section is a combined flush-water tank and toilet bowl, the lower section is the waste-holding tank.
White and grey.

Code	Model	Upper tank		Outer dimensions AxLxP mm	kg	Deck planking fixing kit (option)
		upper	lower			
50.217.05	Porta Potti Qube 145	15	12	330x383x427	3.6	-
50.217.06	Porta Potti Qube 165	15	21	414x383x427	3.9	**50.217.50**

Manual-to-electric toilet conversion kit

To be used on JABSCO toilets 50.224.00 + old models and on Osculati, Matromarine, Jhonson pump, Ocean Technologies toilets and other brands such as 50.206.25; 50.207.25/27/50 and 50.217.25/30. Complete support that replaces the manual pump. Inlet/outlet pipes shall not be replaced. Operation under and above the waterline.
Complete support to replace the manual pump. The loading/unloading pipes remain unchanged. Works above or below the waterline.

Code	V	Flow l/min	Fuse	⟷ mm
50.205.32*	12	18.9	20 A	260x90x150

* *Complete with leveling gasket for various types of toilets*

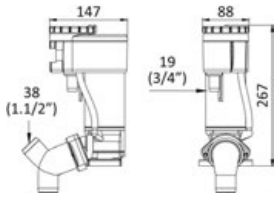

JABSCO electric toilet conversion kit 50.224.00

It directly replaces the manual pump assembly. Inlet/outlet hoses remain the same. For use above or below waterline.

Code	V	Fuse	⟷ mm
50.225.32	12	25 A	270x90x150

50.225.30 *Service kit with impeller, seal and O rings.*

◢ 50.225.30

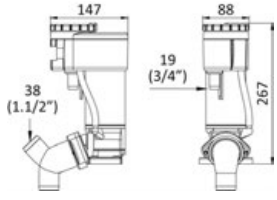

Toilet conversion kit, from manual to electric operation

For manual toilet units models **50.206.25, 50.207.25/27, 50.217.25/30, 50.207.50.** The kit includes: base, pump and electric motor compatible with toilet units by **JABSCO, SPX, RARITAN, GROCO.**

12 V	24 V	Version
50.209.12*	**50.209.24***	**Classic** with rubber suction impeller
50.209.13**	**50.209.25****	**Evolution** using the mechanical parts of toilet units 50.245.12; 50.246.12/24

* **50.209.90** *Spares impeller and seal kit*
** **50.207.14** *Impeller, seals and valves kit*

◢ 50.209.12/24



◢ 50.209.13/25

Kit for converting manual or electric toilet units SILENT type

For converting traditional manual or electric toilet units (50.205../50.206.. / 50.207.. / 50.211.. / 50.217.. / JABSCO / RARITAN / RN69 / etc..) in vacuum toilet units. **the kit includes**: the base pump unit and the electric control panel, as all vacuum toilet units, self-priming pumps 16.193.12-24 and any electro-valves 50.203.10-11 are sold separately.

12 V	24 V	Self priming pump OPTIONAL	electro-valve OPTIONAL
50.212.12	**50.212.24**	**16.193.12; 16.193.24**	**50.203.10; 50.203.11**

Electric toilet unit

OSCULATI

Fitted with **bronze** self-priming pump and neoprene rotor. Push-button operated, permanent-magnet motor and **stainless steel** shaft, built-in macerator. White seat and cover. 19-mm (3/4") inlet pipe and 25-mm (1") outlet pipe. Control panel INCLUDED.
Spray Nozzle washing fitting for faster and more effective cleaning at very high pressure on all the toilet bowl surface.

Code	Bowl	Board	Model	V	A	⟷ mm			kg
						Height	Width	depth	
50.207.13	white porcelain	soft close plastic	Space Saver	12	15	340	345	420	14
50.205.13	white porcelain	White lacquered wood	Space Saver	12	15	340	345	420	14
50.207.12	white porcelain	soft close plastic	compact	12	15	370	345	420	14.5
50.207.24	white porcelain	soft close plastic	compact	24	7.5	370	345	420	14.5
50.205.12	white porcelain	White lacquered wood	compact	12	15	370	345	420	14.5
50.205.24	white porcelain	White lacquered wood	compact	24	7.5	370	345	420	14.5
50.206.12	white porcelain	big soft close plastic	Large	12	15	385	365	490	14.5
50.206.24	white porcelain	big soft close plastic	Large	24	7.5	385	365	490	14.5

50.207.23 *Gasket kit for electric toilet unit.*
50.204.44 *Electric control panel*

◢ 50.207.13

◢ 50.205.12/24

◢ 50.205.13

◢ 50.206.12/24

◢ 50.207.12/24

◢ 50.204.44

OSCULATI

◢ 50.245.12

◢ 50.246.12/24

Evolution electric toilet unit

LOW NOISE

Fitted with special self-priming pump reducing by 80% the typical noise of electric toilets.
Permanent magnet motor, built-in macerator.
19-mm (3/4") inlet hose, 25/38-mm(1"-1" 1/2) outlet hose. Control panel included.
White ceramic bowl, technopolymer Soft Close seat.360° adjustable drain fitting.
360° swivel drain fitting.

Code	Model	V	A	⟷ mm		
				Height	Width	depth
50.245.12	Space Saver	12	19	335	330	420
50.246.12	compact	12	17	385	330	420
50.246.24	compact	24	8	385	330	420

50.207.14 *Impeller, seals and valves kit*

JABSCO

JABSCO electric toilet

White vitreous china bowl, wooden seat. Push button switch included. 19-mm inlet hose, 25-mm outlet hose. Self-priming pump up to 1.2 m. It can be installed up to 90 cm below the waterline.

Code	V	Fuse	⟷ mm	kg
50.225.12	12	25A	350x430x350 (H)	15.4
50.225.24	24	15A	350x430x350 (H)	15.4

50.225.00 *Service kit with impeller, seals and O rings.*
50.207.28 *Wooden board*

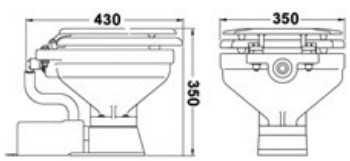

Spare parts and accessories for STANDARD and EVOLUTION electric toilets

Code	Description
50.207.13	Electric WC Space Saver 12V with soft close plastic seat
50.205.13	WC electric Space Saver 12V wooden seat
50.207.12/24	Compact electric toilet 12V/24V with soft-close plastic seat
50.205.12/24	Electric WC Compact 12V/24V with wooden seat
50.206.12/24	Electric toilet large bowl 12/24 plastic seat soft close
50.245.12	Electric WC Evolution Space Saver 12V
50.246.12/24	WC electric Evolution Compact 12V/24V

Number	Description	Code
1	WC seat in white lacquered wood, standard cup for 50.205.12/24; 50.207.12/24; 50.205.13; 50.245.12; 50.246.12/24	**50.207.28**
1	Soft close large plastic WC seat for 50.206.12/24	**50.207.52**
2	Base + gasket 50.245.12; 50.246.12/24	**50.209.81**
3	Motor group 12V for 50.246.12; 50.245.12	**50.209.91**
3	Motor group 24V for 50.246.24	**50.209.92**
2+9+10	Baseplate kit + gasket + straight drain fitting + check valve for 50.205.12/24; 50.206.12/24; 50.207.12/24; 50.205.13; 50.207.13	**50.209.82**
3+4+6+7+8	Replacement pump kit 12V 50.205.12; 50.206.12; 50.207.12; 50.205.13; 50.207.13	**50.209.62**
3+4+6+7+8	Replacement pump kit 24V 50.205.24; 50.206.24; 50.207.24	**50.209.63**
4	Drainage Kit Rubber Holder + Ring for 50.245.12; 50.246.12/24	**50.209.17**
6	Complete inlet pump kit for 50.246.12/24; 50.245.12	**50.209.66**
7	Seal and impeller kit 50.205.12/24; 50.206.12/24; 50.207.12/24; 50.205.13; 50.207.13	**50.207.23**
7A	Sealing kit for 50.246.12/24; 50.245.12	**50.207.14**
8	Water intake impeller	**16.193.73**
9+10	90° Angled Drain Connection + Non-return Valve for 50.205.12/24;50.206.12/24 50.207.12/24; 50.205.13	**50.209.15**
9+10	Straight drainage fitting + non-return valve 50.205.12/24;50.206.12/24 50.207.12/24; 50.205.13	**50.209.14**
11	Ceramic replacement Compact for 50.205.12/24; 50.207.12/24; 50.245.12	**50.207.36**
11	Ceramic replacement Large for 50.206.12/24	**50.207.44**
11	Ceramic replacement Space Saver for 50.205.13; 50.207.13; 50.245.12	**50.207.37**
14	WC seat hinge kit	**50.207.49**
1	Standard Soft Close Plastic WC Seat for 50.205.12/24; 50.207.12/24; 50.207.13; 50.245.12; 50.246.12/24	**50.207.51**
5	Kit for water injection into the bowl with straight fitting	**50.207.16**
5A	Water injection kit into the bowl, 90° connection	**50.207.43**
15	Switch panel	**50.204.44**

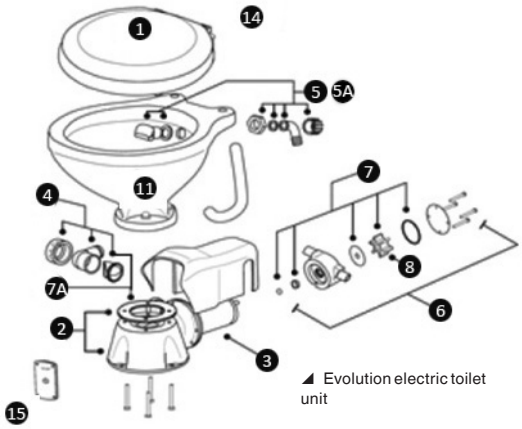

◢ Evolution electric toilet unit

◢ 7

◢ 1

◢ 7A

◢ 8

◢ 15

◢ 11

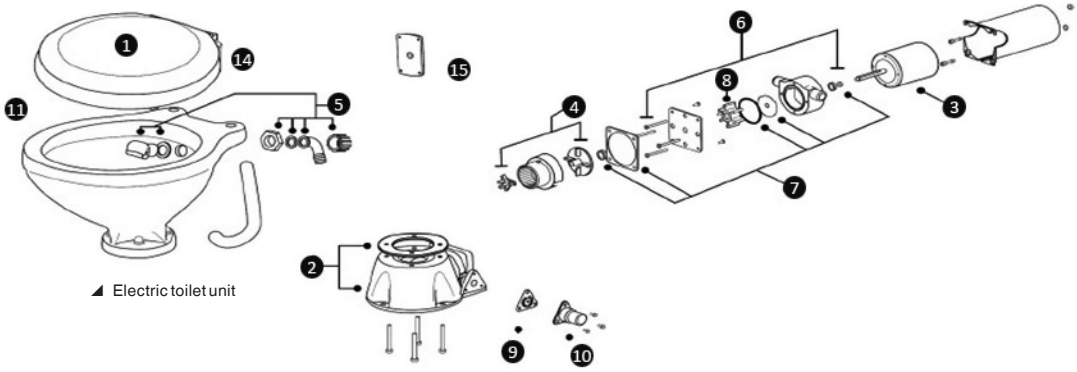

◢ Electric toilet unit

Toilet installation kit

Includes thru-hull scoop strainer, skin fitting, 2 hose adaptors and 2 sphere gate valves.

Code	For toilet type	Brass ball valve	Brass thru-hull scoop strainer	Hose adaptor	Content
50.205.02	Manual	1/2" + 1"1/4	1/2" + 1"1/4	1"1/4 x 39 mm + 1/2" x 20 mm	17.228.02 + 17.228.05 + 17.198.09 + 17.198.18 + 17.321.81 + 17.321.84
50.205.03	Electric	1/2" + 3/4"	1/2" + 3/4"	3/4" x 25 mm + 1/2" x 20 mm	17.228.02 + 17.228.03 + 17.198.09 + 17.198.12 + 17.321.81 + 17.321.82



Laguna Slim Electric Toilet

High-quality **ceramic** bowl and **soft close plastic** board. Permanent-magnet motors and stainless steel shaft. 19-mm (3/4") inlet pipe and 25-mm (1") or 38-mm (1" 1/2) outlet pipe.
Version with built-in **suction pump + centrifugal grinder**. Control panel INCLUDED.
Spray Nozzle fitting for fast and effective high-pressure washing of the whole toilet bowl.

Code	V	A	⟷ mm			kg
			Height	Width	depth	
50.214.12	12	24	410	340	405	16
50.214.24	24	12	410	340	405	16

50.209.80 *Seal kit*



◢ 50.204.44

◢ 50.213.01/02

◢ 50.204.44

◢ 50.213.03/04

Luxury Electric Toilet

Encased WC **with white porcelain bowl**. Integrated self-priming pump with **suction / discharge** function for water + liquids and **macerator** of the same. Suction hose from 19 mm (3/4"), outlet from 25 mm (1"). Control panel INCLUDED.
Spray Nozzle washing fitting for faster and more effective cleaning at very high pressure on all the toilet bowl surface.

Power supply		Version	Board	Control panel OPTIONAL
12 V	24 V			
50.213.03	**50.213.04**	GD	Duroplast soft close	**50.207.07; 50.207.08; 50.207.09**
50.213.01	**50.213.02**	GO	Duroplast soft close	**50.207.07; 50.207.08; 50.207.09**

50.209.80 *Seal kit*

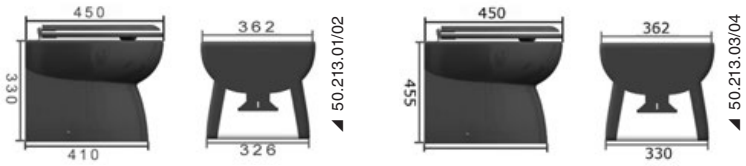

◢ 1

◢ 12

◢ 15

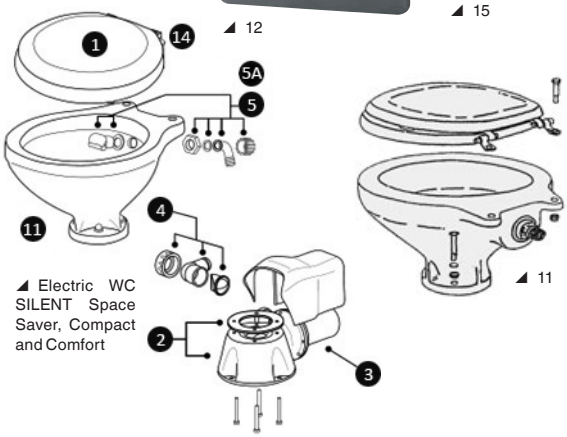

◢ Electric WC SILENT Space Saver, Compact and Comfort

◢ 11

Spare parts and accessories for SILENT Space Saver, Compact and Comfort electric toilets

Code	Description
50.210.12	WC Silent Space Saver 12V
50.212.01/02	WC Silent Compact 12V/24V
50.212.03/04	WC Silent Comfort 12V/24V

Number	Description	Code
1	Soft close standard plastic WC seat for 50.246.12/24; 50.210.12; 50.212.01/02	**50.207.51**
1	WC seat Duraplast soft close Large for 50.212.03/04	**50.207.52**
2	Base + seal	**50.209.81**
3	Motor Group 12V for 50.210.12; 50.212.01; 50.212.03	**50.209.93**
3	24V Motor Group for 50.212.02; 50.212.04	**50.209.94**
4	Drain kit rubber holder + ring	**50.209.17**
5	Kit for water injection into the bowl with straight fitting	**50.207.16**
5A	Water injection kit into the bowl, 90° connection	**50.207.43**
11	Ceramic Replacement Compact for 50.246.12/24; 50.212.01/02	**50.207.36**
11	Ceramic replacement Space Saver for 50.210.12	**50.207.37**
11	Ceramic Replacement Large for 50.212.03/04	**50.207.44**
12	Replacement panel for 50.210.12; 50.212.01/02; 50.212.03/04	**50.204.42**
14	WC seat hinge kit	**50.207.49**
15	Replacement Panel for 50.215.01/02; 50.216.01/02; 50.218.01/02	**50.204.43**

SILENT ELECTRIC TOILETS

Electric toilet, with automatic load and waste. Very quiet operation. It needs 1 to 5 litres of water for every washing cycle. High-capacity centrifugal grinder to prevent clogging. Built-in Water Lock and anti-siphon valve. Designed to be connected to waste water tanks. Possibility of series mounting with a single pump and several solenoids. High-quality **ceramic** bowl. **Soft close plastic** board. Designed for "bidet kit" (except models 50.212.01-02-03-04). 38-mm Ø outlet. **Supplied with control panel 50.204.42.**

WC SILENT Space Saver - low bowl

SoftClose board. Control panel INCLUDED. Spray Nozzle flushing connection for faster and more effective cleaning with a high-pressure water jet over the entire surface of the WC.

Code	V	⟷ mm	Self-priming pump for sea water suction OPTIONAL	Solenoid valve* OPTIONAL
50.210.12	12	330x420x360h	**16.525.12**	**50.203.10**

* *OPTIONAL Electro-valve to connect the water intake to the W.C.*

WC SILENT Compact - standard bowl

SoftClose board. Control panel INCLUDED.
Spray Nozzle washing fitting for faster and more effective cleaning at very high pressure on all the toilet bowl surface.

Code	V	⟷ mm	Self-priming pump for sea water suction OPTIONAL	Solenoid valve* OPTIONAL
50.212.01	12	330x420x390h	**16.525.12**	**50.203.10**
50.212.02	24	330x420x390h	**16.525.24**	**50.203.11**

* *OPTIONAL Electro-valve to connect the water intake to the W.C.*

WC SILENT Comfort - big bowl

Control panel INCLUDED. Soft close board.
Spray Nozzle washing fitting for faster and more effective cleaning at very high pressure on all the toilet bowl surface.

Code	V	⟷ mm	Self-priming pump for sea water suction OPTIONAL	Solenoid valve* OPTIONAL
50.212.03	12	365x460x385h	**16.525.12**	**50.203.10**
50.212.04	24	365x460x385h	**16.525.24**	**50.203.11**

* *OPTIONAL Electro-valve to connect the water intake to the W.C.*

New SILENT Ultra Slim WC

Compact faired toilet bowl with specially designed SLIM **fixing base** suitable for mounting in confined spaces.
Ceramic bowl, soft-close seat, self-priming pump with suction/ drain function and macerator.
Carling control panel included with automatic cycle mode + manual mode **50.204.43**
Port connections: Inlet 19 mm (3/4"), Outlet 25 mm (1") or 38 mm (1"1/2)

50.204.43

Code	V	A	⟷ mm				Self-priming pump for sea water suction OPTIONAL	Solenoid valve* OPTIONAL
			Height	Width	depth	Base		
50.316.12	12	30	410	355	480	225 x 272	16.525.12	50.203.10
50.316.24	24	16	410	355	480	225 x 272	16.525.24	50.203.11

* *OPTIONAL Electro-valve to connect the water intake to the W.C.*

WC SILENT Slim

Version with sole built-in centrifugal grinder. Very silent, minimum water consumption. Control panel INCLUDED.
Spray Nozzle washing fitting for faster and more effective cleaning at very high pressure on all the toilet bowl surface.

Code	V	A	Cycle	mm Height	mm Width	mm depth	kg	Self-priming pump for sea water suction OPTIONAL	Solenoid valve* OPTIONAL
50.215.01	12	30	Automatic	410	340	409.3	18	**16.525.12**	**50.203.10**
50.215.02	24	16	Automatic	410	340	409.3	18	**16.525.24**	**50.203.11**

** OPTIONAL Electro-valve to connect the water intake to the W.C.*

50.215.02 *50.215.01 Automatic cycle: complete with electrical panel 50.204.42 that performs water suction, washing, and automatic draining. OPTIONAL*

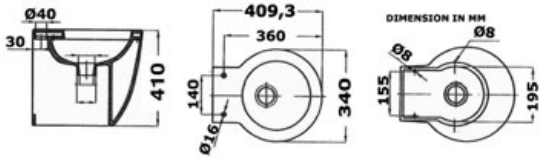

WC SILENT Elegant low with pump 80 dB

The SILENT pump reduces drain noise to as low as **80 dB,** the lowest on the market. Control panel INCLUDED.
Spray Nozzle fitting for fast and effective high-pressure washing of the whole toilet bowl.

Code	V	Board	Self-priming pump for sea water suction OPTIONAL	Solenoid valve* OPTIONAL
50.216.01	12	Duroplast Softclose	**16.525.12**	**50.203.10**
50.216.02	24	Duroplast Softclose	**16.525.24**	**50.203.11**

** Electrovalve to be placed between the loading pump and the toilet.*

50.207.39 *Spare cover board made of Duroplast SoftClose for 50.216.01: 50.216.02.*

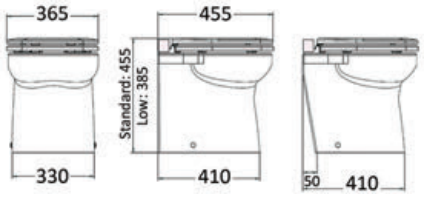

WC VACUUM BLUE WAVE Elegant high model with Silent 80 dB pump

The SILENT pump reduces drain noise to as low as **80 dB,** the lowest on the market. Control panel INCLUDED.
Spray Nozzle fitting for fast and effective high-pressure washing of the whole toilet bowl.

Code	V	Board	Self-priming pump for sea water suction OPTIONAL	Solenoid valve* OPTIONAL
50.218.01	12	Duroplast Softclose	**16.525.12**	**50.203.10**
50.218.02	24	Duroplast Softclose	**16.525.24**	**50.203.11**

**Electrovalve to be placed between the loading pump and the toilet.*

50.207.39 *Spare cover board made of Duroplast for 50.218.01; 50.218.02.*

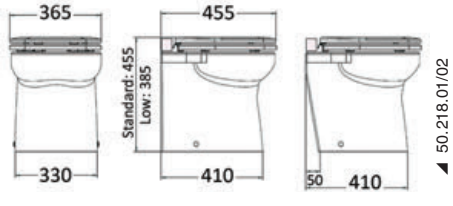

50.218.01/02

WC self-priming pumps for water intake

CE

Complete with filter + 4 fittings.

Code	Type	V	Flow l/min	Fittings
16.525.12	4 valves	12	17	1/2 " and 14 mm
16.525.24	4 valves	24	17	1/2 " and 14 mm

SILENT series ceramic bidet

Delivered without tap.

Code	Version	rear
50.219.02	GD	straight
50.219.03	GD	chamfered

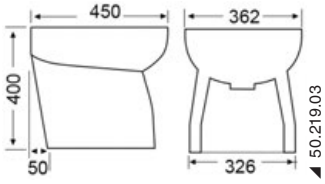

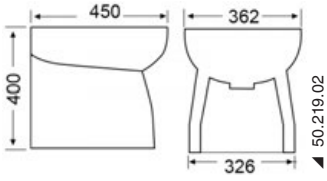

Spare parts and accessories for Laguna and Luxury electric toilets and SILENT Slim, Ultra Slim, and Elegant toilets

Code	Description
50.214.12/24	Electric toilet Laguna Slim 12V/24V
50.213.01/02	Luxury electric WC 12V/24V low
50.213.03/04	Luxury Electric Toilet 12V 24V high
50.215.01/02	WC Silent Slim automatic 12V/24V
50.216.01/02	WC Silent Elegant Automatic 12V/24V Low
50.218.01/02	Silent Elegant automatic high toilet 12V/24V

Number	Description	Code
1	Soft close plastic toilet seat for 50.215.01/02; 50.214.12/24	**50.207.51**
1	Soft close duroplast WC seat for 50.216.01/02; 50.218.01/02; 50.213.01/02; 50.213.03/04;50.316.12/24	**50.207.39**
2	Kit for water injection into the bowl with straight fitting	**50.207.16**
2A	Water injection kit into the bowl, 90° connection	**50.207.43**
7	Complete 12V Slim Pump for 50.215.01; 50.316.12/24	**50.209.64**
7	Complete Slim Pump 24V for 50.215.02; 50.316.12/24	**50.209.65**
7A	Complete 12V Elegant pump for 50.216.01; 50.218.01	**50.209.60**
7A	Complete Pump 24V Elegant for 50.216.02; 50.218.02	**50.209.61**
7B	Complete 12V Laguna Pump for 50.214.12	**50.209.68**
7B	Complete pump 24V Laguna for 50.214.24	**50.209.69**
7C	Complete 12V Luxury Pump for 50.213.01; 50.213.03	**50.209.71**
7C	Complete pump 24V Luxury for 50.213.02; 50.213.04	**50.209.72**
8	12V Silent Electric Motor for 50.215.01; 50.316.12	**50.209.95**
8	Electric motor 24V Silent for 50.215.02; 50.316.24	**50.209.96**
8	Slim 12V electric motor for 50.214.12; 50.213.01; 50.213.03	**50.209.97**
8	Electric Motor 24V Slim for 50.214.24; 50.213.02; 50.213.04	**50.209.98**
10	Ceramic replacement Laguna for 50.215.01/02; 50.214.12/24	**50.207.45**
10	Ceramic replacement Silent Ultra Slim 50.316.12/24	**50.207.46** New
10	Ceramic low replacement for 50.216.01/02; 50.213.01/02	**50.207.56**
10	High ceramic replacement for 50.213.03/04; 50.218.01/02	**50.207.57**
11	Sealing kit for 50.215.01/02; 50.216.01/02; 50.218.01/02; 50.214.12/24; 50.213.01/02; 50.213.03/04; 50.316.12/24	**50.209.80**
12	Replacement Panel for 50.215.01/02; 50.216.01/02; 50.218.01/02	**50.204.42**
15	Switchboard for 50.214.12/24; 50.213.01/02; 50.213.03/04	**50.204.44**
16	Replacement Panel for 50.215.01/02; 50.216.01/02; 50.218.01/02	**50.204.43**

◢ 7

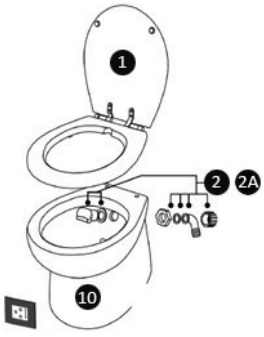

◢ Electric WC Laguna and Luxury and WC SILENT Slim and Elegant

◢ 7A

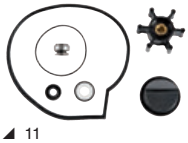

◢ 11

◢ 12

◢ 7B; 7C

◢ 15

◢ 16

TECMA electric toilet bowls

Tecma products feature ultra quiet operation, reliable systems, low consumption in terms of power and water (0.5 to 2.7 litres per cycle), fast installation and high-quality components. The product range comes in different lines and formats to suit all needs still offering the same technology and respecting the installations design restrictions.

◢ 50.227.07/08; 50.227.17/18

◢ 50.227.00/01/05/06; 50.227.10/11/15/16

Installation below the floor

Floor installation

◢ Built-in bidet

◢ Built-in bidet

◢ All in one Panel 50.226.50

◢ Touch Panel 50.226.51

TECMA Silence Plus 2G electric toilet bowl

The Silence Plus is the 'big bowl' model. The length of 51 cm / 20.1 inches creates the at-home seating feeling.
Control panel included. Complete solenoid valve system to bypass the onboard water system. For installation with a seawater loading pump, order code 16.525.12 / 16.525.24 or similar.

Model	⟷ mm			kg
	Height	Width	depth	
Silence Plus 2G Short Deep Bowl	360	397	513	23.5
Silence Plus 2G	460	390	510	25.5

WC		V	Model	Built-in bidet	Installation
All-in-One Panel	Touchpanel				
50.227.07	**50.227.17**	12	Silence Plus 2G Short Deep Bowl	no	Passing underneath the floor
50.227.08	**50.227.18**	24	Silence Plus 2G Short Deep Bowl	no	Passing underneath the floor
50.227.00	**50.227.10**	12	Silence Plus 2G	no	Above floor
50.227.01	**50.227.11**	24	Silence Plus 2G	no	Above floor
50.227.05	**50.227.15**	12	Silence Plus 2G	Yes	Above floor
50.227.06	**50.227.16**	24	Silence Plus 2G	Yes	Above floor

All models can be ordered in ivory or black, and can have a built-in bidet function

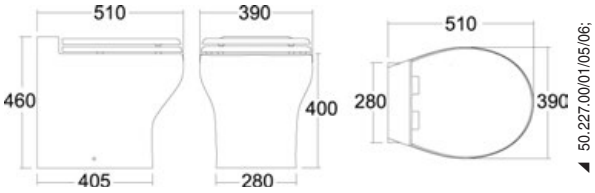

◢ 50.227.00/01/05/06; 50.227.10/11/15/16

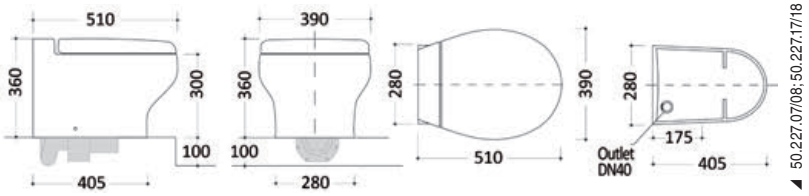

◢ 50.227.07/08; 50.227.17/18

New TECMA Silence Plus 2G Black Edition Electric Toilet

Total Black versin of the WC Silence Plus 2G (Generation2) complete with **black** Touch SFT control panel.

Code	Model	V	⟷ mm			Built-in bidet	Installation	kg
			Height	Width	depth			
50.227.47	Silence Plus 2G	12	460	390	510	no	Above floor	25.5
50.227.41	Silence Plus 2G	24	460	390	510	no	Above floor	25.5
50.227.46	Silence Plus 2G+Bidet	24	460	390	510	Yes	Above floor	25.5

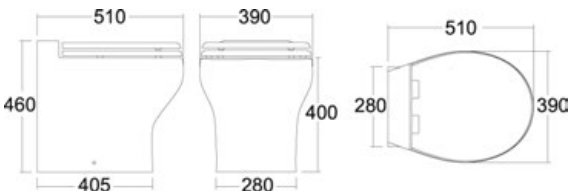

TECMA Nano electric toilet bowl

The Nano is the shortest model on the market combining comfort, reliability and performance.
As silent as the other Tecma electric bowls, it is as short as 295 mm. Italian white ceramic, thermosetting polyester seat. Eco Rocker Switch control panel included. Fitted with solenoid to bypass the onboard plumbing. For installation with sea water inlet pump, order code 16.525.12 / 16.525.24 or similar.
Eco Rocker Switch control panel included. Fitted with solenoid to bypass the onboard plumbing. For installation with sea water inlet pump, order code 16.525.12 / 16.525.24 or similar.

Code	Model	V	⟷ mm			kg
			Height	Width	depth	
50.228.00	Nano	12	295	370	446	17.6

◢ Control panel

TECMA Compass electric toilet bowl

The Compass has been designed for vessels from 30' to 50' and is Tecma's entry level bowl combining reliability and performance.
As silent as the other Tecma electric bowls. Italian white ceramic, soft-close thermosetting polyester seat.
Eco Rocker Switch control panel included. Fitted with solenoid to bypass the onboard plumbing. For installation with sea water inlet pump, order code 16.525.12 / 16.525.24 or similar.

Code	Model	V	⟷ mm			kg
			Height	Width	depth	
50.229.01	Compass High	12	445	365	485	21.5
50.229.02	Compass High	24	445	365	485	21.5
50.229.03	Compass Short	12	365	365	485	19.5
50.229.04	Compass Short	24	365	365	485	19.5

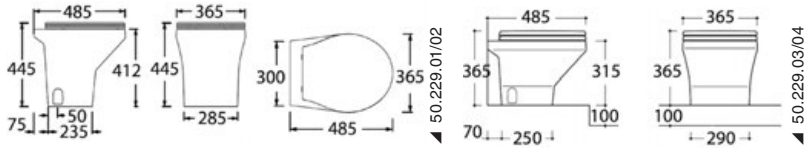

◢ Control panel

◢ 50.229.01/02

◢ 50.229.03/04

TECMA Elegance 2G electric toilet bowl

The Elegance 2G is the 'small bowl' model. The length of 43 cm maximizes comfort within reduced spaces onboard.
Control panel included. Complete solenoid valve system to bypass the onboard water system. For installation with a seawater loading pump, order code 16.525.12 / 16.525.24 or similar.

Model	⟷ mm			kg
	Height	Width	depth	
Elegance 2G Short Deep Bowl	355	377	434	23.5
Elegance 2G	460	370	430	25.5

WC		Model	V	Installation
All-in-One Panel	Touchpanel			
50.227.24	**50.227.34**	Elegance 2G Short Deep Bowl	12	Passing underneath the floor
50.227.25	**50.227.35**	Elegance 2G Short Deep Bowl	24	Passing underneath the floor
50.227.20	**50.227.30**	Elegance 2G	12	Above floor
50.227.21	**50.227.31**	Elegance 2G	24	Above floor

All models can be ordered in ivory or black, and can have a built-in bidet function

◢ All in one Panel 50.226.50

◢ Touch Panel 50.226.51

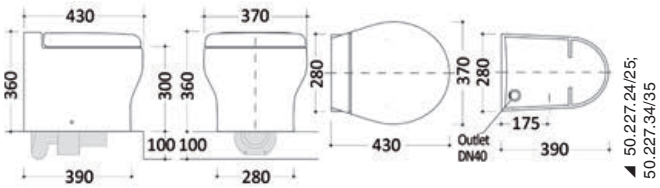

◢ 50.227.24/25; 50.227.34/35

◢ 50.227.20/21; 50.227.30/31

Installation below the floor

Floor installation

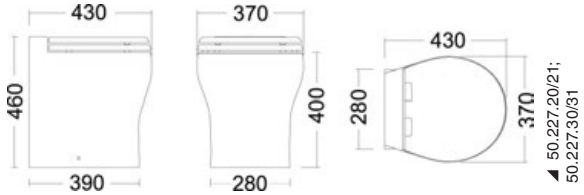

TECMA

TECMA Silence Plus 2G bidet

Bidet matching the Silence Plus 2G electric toilet bowls. *Made-in-Italy* white ceramic bowl.

Code	Model	⟷ mm			kg
		Height	Width	depth	
50.227.04	Silence Plus 2G	400	390	510	16

Mixer not included
The item can also be ordered in ivory or black.

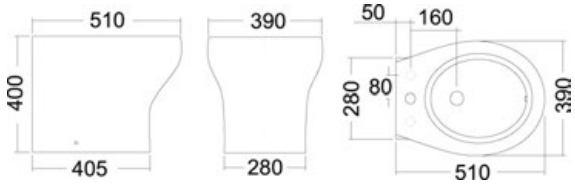

TECMA

TECMA Sanisplit NK grey water transfer systems

Grey water transfer system for increased installation flexibility of washbasins, bidets, washing machines and dishwashers on board.
This system grinds and pumps waste into the collection tank. No clogging.
Efficient and rugged macerating pump.
Silent operation: the silent pump operation combined with the internal rubber tank reduce the sound level
Easy to service: the removable part of the Sanisplit, containing the pump and the pressure switch, can be rapidly disengaged from the fixed parts.

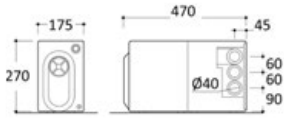

Code	V	⟷ mm	Tube Ø mm		kg
			delivery	intake	
50.260.24	24	270x470x175	1x40	2x40	8
50.260.22	220	270x470x175	1x40	2x40	8

TECMA

TECMA spare seat cover for electric toilets

Seat covers compatible with several generations of Tecma toilet bowls. White colour, soft close system.
Two versions available:
A. With wooden core coated in polyester and fitted with stainless steel hinges.
B. Thermosetting plastic (lightweight version that hides the seat).

Code	Material	Hinges	Depth cm	For electric WC Tecma
50.226.88 New	Thermosetting plastic	Plastic	35	Nano Line
50.226.89 New	Thermosetting plastic	Plastic	42.5	Compass Line
50.226.90	Wood and polyester	316 SS	42	Silence Plus (G1 and G2)
50.226.91	Thermosetting plastic	Plastic	42	Silence Plus (G1 and G2)
50.226.92	Wood and polyester	316 SS	36	Elegance (G1 G2)
50.226.93	Thermosetting plastic	Plastic	35.5	Elegance (G1 G2)

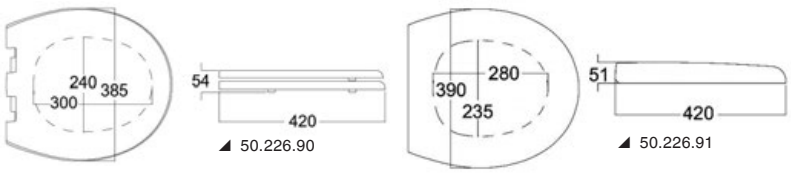

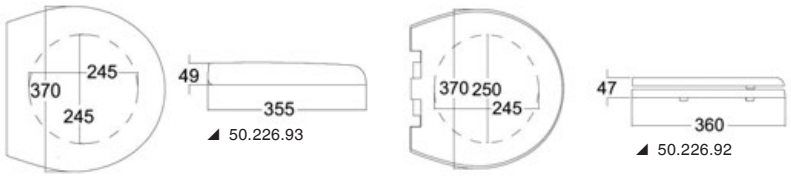

Spare parts for TECMA electric toilets

Code	Description	For Tecma electric toilet bowls	V
50.226.50	All in One 2-button control panel, 2 frames (one white and one black).	G1 and G2	-
50.226.51	Multifunction Touch SFT Control Panel	G1 and G2	-
50.226.60	Macerator pump	G1 and G2	12
50.226.61	Macerator pump	G1 and G2	24
50.226.65	Plastic solenoid (it also replaces brass solenoids)	G1 and G2	12
50.226.66	Plastic solenoid (it also replaces brass solenoids)	G1 and G2	24
50.226.71	Seal and valve kit	G1 and G2	-
50.226.80	Clean water inlet kit (white)	G1 and G2	-

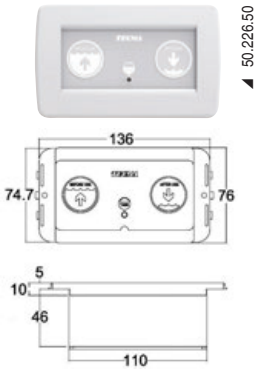

50.226.51

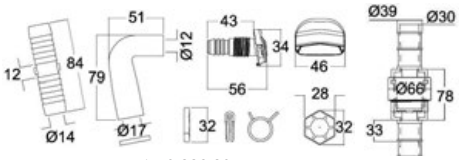

50.226.80

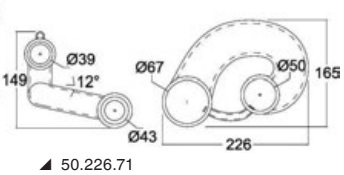

50.226.71

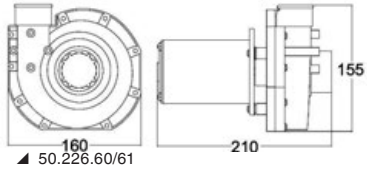

50.226.60/61

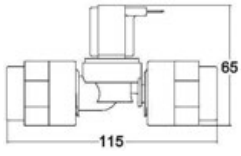

50.226.65/66

WC control panels

Switch "toilet FLUSH"

For driving electric toilet units size 15 A of any brand, **watertight**; automatic return toggle and built-in **magnetothermic** fuse.

Code	V	Panel mm
50.207.09	12/24	80x60

Electric control panel, universal size for electric toilets

100% waperproof; fitted with protective fuse, 2 position micro-relay power and control; partial bowl filling option (aprox. 2l) or full bowl (aprox 4l).

Code	V	Panel mm
50.207.07	12	110x80
50.207.08	24	110x80

Toilet unit control panel

Fitted with touch key button and LED light indicator that signals the waste water level on the respective tank, version suitable for traditional electric toilet units.

Code	⟷ mm		For toilet bowl
	front	overhang recess	
50.204.41	125x80	10	**50.205.12; 50.205.24; 50.206.12; 50.206.24; 50.207.12; 50.207.24; 50.213.01; 50.213.02; 50.213.03; 50.213.04; 50.205.13; 50.207.13**

Manual control panel

Manual control panel for WC SILENT series 50.212.xx / 50.216.xx / 50.213.xx /50.218.xx / 50.215. xx. Designed for those who prefer a simpler and very strong control system. Equipped with CARLINGSWITCH watertight switches. Double funtion push button: water inlet in position 1, water outlet in position 2. The second push button let the water in and out at the same time and also makes a final washing.

Code	V	⟷ mm
50.204.43	12/24	100x60

Electronic control panel

Code **50.204.42**

Standard panel supplied with all SILENT toilets. Three buttons for use: "before use", it lets water inside the bowl, "after use" for rinsing and emptying of the bowl, "short use" for rinsing and emptying with water reduced consumption. Size compatible with Vimar plates. The panel has 3 LED lights indicating the level of the collection tank when connected to the probe 50.204.33 to be ordered separately.

Electric control panel for standard electric toilets

Code **50.204.44**

Manual and simplified control panel for any traditional electric toilet.
Watertight and button-operated microswitch.
24A max. amperage @ 12V.
12/24V operating voltage.
Overall dimensions: mm 104 x 61.5.

Electronic depth probe

Depth probe for black water tanks. Adjustable length by cutting the little rods. To match the WC control panel (50.204.42). International 5-hole standard flange.

Code	OPTIONAL To combine with control panel
50.204.33	**50.204.41; 50.204.42**

Water level indicators

Waste Guardian 10-180 ohm waste water gauge

White dial White bezel	Black dial Black bezel	OPTIONAL chromed bezel	V	Dimensions Ø mm	Dimensions Ø hole	⟷ mm			
27.538.01	27.438.01	27.455.02	12	59	52	59	52	52	45
27.538.02	27.438.02	27.455.02	24	59	52	59	52	52	45

Waste water gauge

Black dial, black bezel	Black dial, glossy bezel	White dial, glossy bezel	Signal	V	⟷ mm		
					A	B	C
27.320.05	**27.321.05**	**27.322.05**	10-180 Ω	12/24	57	51	45

Capacitative sensor

5-bore international flange. 10-180 ohms resistance. Ir matches items 27.438.xx / 27.538.xx and all 10-180 Ω instruments.

Code	Length mm	For tanks h mm
50.204.82	240	260
50.204.83	280	290/300
50.204.84	380	400

Black and clear water vertical level sensors

Made of stainless steel, they have a s.s. coating avoiding dirt to enter. 5-bore international flange. 10-180 Ω frequency. Combine with our instruments 27.438.xx / 27.538.xx / 27.320.05 / 27.321.05 / 27.322.05 or all 10-180 Ω instruments.

Code	Length cm
50.202.25	25
50.202.28	28
50.202.32	32
50.202.38	38
50.202.48	48

Panel kit + black water level probe

It includes: panel with 4-LED signalling device (<1/2 - 1/2 - 3/4 - FULL) + 5-bore international flange probe preset for 15/55-cm high tanks. The probe sensors will have to be cut depending on the tank height.

Code	⟷ panel mm	Prewired cable length m	V
50.204.60	75x62	4	12/24

50.204.61 *4-m extension cable with male/female connectors.*

GOBIUS level indicators

GOBIUS PRO level sensor - Bluetooth

BLUETOOTH

Sensor to be mounted on the outside of any tank whose vibrations indicate the inside level.
- It can be mounted on tanks of any materials.
- It works with any kind of liquid.
- Easy to install without drilling the tank (no leaks or bad smell).
- 1 to 9 sensors can be mounted on a single tank (each indicating a single step).
1 sensor only is recommended to show 3/4 waste water or water/fuel reserve.
Gobius Pro can be programmed via Bluetooth and it can be connected to a warning light, relay or buzzer.
It can be read **also via Bluetooth** (App available for download on your smartphone or other devices).
App languages: English, Italian, French, German, Norwegian, Swedish.

Code	V	Description	No. of sensors
27.182.01	12/24	GOBIUS PRO 1	1

Waste water tanks

Flexible tanks for waste water

Made with a special fabric with **anti-odour** non-breathable barrier, ideal for boats that don't have waste water tanks and if wish to fit one without making difficult modifications on the bilge, supplied with outlets Ø 38 mm for filling and draining, the outlets can be mounted on the most convenient position, making sure that the tank can inflated and deflated freely.

Code	Capacity l	Pipe unions Ø mm	⟷ cm
50.146.01	50	38	69x72
50.146.02	100	38	69x110

Universal waste water collection tank

For mounting **around** the toilet unit, fits all existing toilet unit brands Par, Raritan, RM, Groco as well as our models 50.207.25, 50.217.25, 50.207.12, 50.205.12, either manual or electric; for a correct installation with manual or electric toilets, it requires a by pass and a draining pump; the pumps ca be removed if the draining is used with a "Waste" plug on the deck.

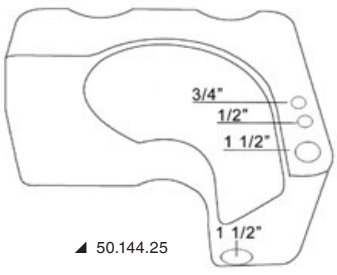

◢ 50.144.25

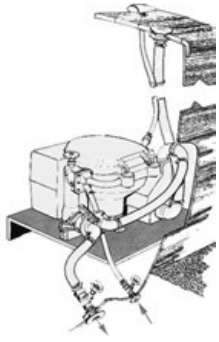

Code	Capacity l	⟷ cm			With hand WC, to complete with		With electric WC, to complete with	
		Width	depth	Height	pump	bypass	pump	bypass
50.144.25	26	50	40	25	50.527.00/15.268.01 or similar	50.233.38	50.527.00/15.268.01 or similar	17.229.02

Rigid polyethylene waster water tanks

Fitted with female connectors on the two heads size 3/4" and 1 1/2" for loading, drain and vent. Thick polyethylene mouldings preventing bad smell. Certified in compliance with ISO 8099 standards.


◢ 50.140.51

◢ 50.140.50


◢ 50.144.51

◢ 50.142.51

Code	Capacity l	Plan mm	Height mm
50.140.50	50	430x550	290 with blunting for hull
50.140.51	75	430x800	290 with blunting for hull
50.140.52	100	430x1050	290 with blunting for hull
50.142.50	47	480x400	260 rectangular
50.142.51	78	700x400	300 rectangular
50.142.52	130	880x500	300 rectangular
50.142.55	215	1000x400	600
50.144.51*	86	1000x350	320 with blunting for hull

Suggested connectors: see group 52 (nylon fittings) and group 17 (metal fittings).

* *Symbols: A = 1" - B = 1"1/4 - C = 1"1/2 - D=3/4 - IS = Inspection - SDL = Level Sensor*

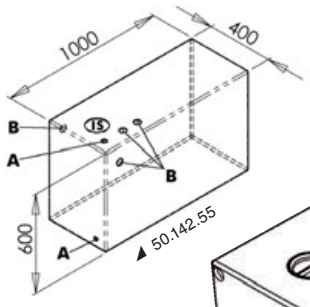

◢ 50.142.55

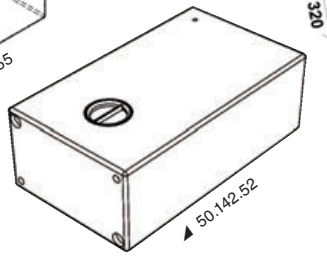
◢ 50.142.52

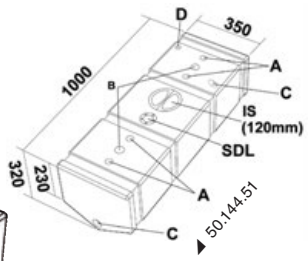

◢ 50.144.51

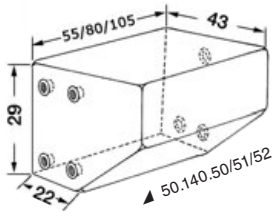

◢ 50.140.50/51/52

OSCULATI

Waste water tank, for bulkhead mounting

Designed with **gravity** draining system, no pump required, includes 3/4" - 1" 1/2 female threadings for load, 1" 1/4 female threadings for unload, vent and level indicator flange, made according with ISO 8099 standards.

Code	Capacity l	Max length for float cm	⟷ mm
50.145.60	60	60	450 x 350 depth x 670 total height

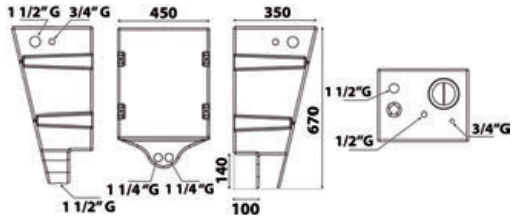

OSCULATI

Waste water tank with built-in WHALE macerator

Whale®

Pre-assembled tank with "Whale Gulper toiler" macerator 50.113.xx. The Whale unblockable and non-clog macerator doesn't have impellers. The tank is designed with inlets/outlets to hose connectors in order to avoid threaded connections as much as possible thus preventing bad smell. Equipped with: inspection trapdoor; 5-bore flange for level sensor (to order separately); sockets for fixing hooks 52.195.00 (flat bottom version). Made in compliance with ISO 8099 standards.

Code	Net volume l	V	Macerator included	Macerator outlet Ø mm	Max length for float cm
50.143.12	100	12	**50.113.12**	38	35
50.143.24	100	24	**50.113.24**	38	35
50.143.62	115	12	**50.113.12**	38	35
50.143.64	115	24	**50.113.24**	38	35

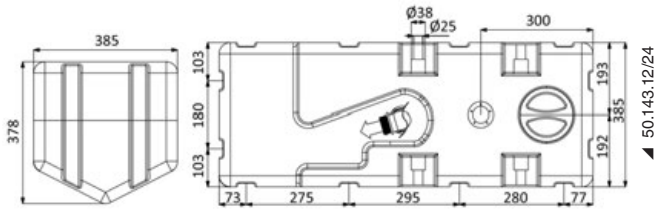

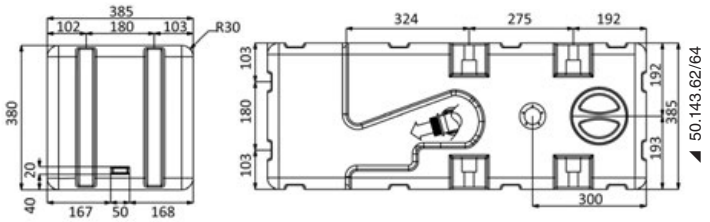

OSCULATI

50.147.12/24

50.148.12/24

50.149.12/24

Waste water tank with in-built soaker

Sold already mounted and ready for installation. Compatible with all manual and electric WC. EQUIPPED WITH: electric soaker; 1" 1/2 + 3/4" loading female threads; 3/4" vent female threads; 1" 1/2 manual emergency drain female threads; housing for fastening hooks 52.195.00; shut-off valve for soaker drainage in case of maintenance; 5-bore flange for level sensor (sensor to order separately); protection for sensor level. Manufactured in compliance with the ISO 8099 standard.

Code	Net volume l	V	Recess D mm	Macerator included	Macerator outlet Ø mm	Max length for float cm	⟷ mm		
							A	B	C
50.147.12	52	12	100	**50.220.12**	25	39	450	350	400
50.147.24	52	24	100	**50.220.24**	25	39	450	350	400
50.148.12	72	12	100	**50.220.12**	25	39	650	330	400
50.148.24	72	24	100	**50.220.24**	25	39	650	330	400
50.149.12	112	12	100	**50.220.12**	25	39	650	490	400
50.149.24	112	24	100	**50.220.24**	25	39	650	490	400

Recommended joint: group "52" made of nylon, group "17" made of metal

52.195.00 *Stainless steel plate, tank mounting*



52.195.00

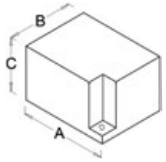

Black water tank with horizontal soaker

OSCULATI

Sold already mounted and ready for installation. Compatible with all manual and electric WC. EQUIPPED WITH: electric soaker; 1" 1/2 + 3/4" loading female threads; 3/4" vent female threads; 1" 1/2 manual emergency drain female threads; housing for fastening hooks 52.195.00; shut-off valve for soaker drainage in case of maintenance; 5-bore flange for level sensor (sensor to order separately); protection for sensor level. Manufactured in compliance with the ISO 8099 standard.

Code	Net volume l	V	Macerator included	Macerator outlet Ø mm	Max length for float cm	⟷ mm			SS plate for tank fastening OPTIONAL
						A	B	C	
50.147.50	40	12	**50.220.12**	25	25	500	390	300	**52.195.00**
50.147.51	40	24	**50.220.24**	25	25	500	390	300	**52.195.00**
50.147.65	60	12	**50.220.12**	25	25	650	390	300	**52.195.00**
50.147.66	60	24	**50.220.24**	25	25	650	390	300	**52.195.00**
50.147.80	80	12	**50.220.12**	25	25	800	390	300	**52.195.00**
50.147.81	80	24	**50.220.24**	25	25	800	390	300	**52.195.00**
50.147.91	105	24	**50.220.24**	25	25	1050	390	300	**52.195.00**

Recommended joint: group "52" made of nylon, group "17" made of metal

◀ 52.195.00

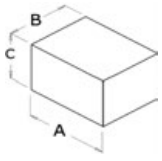

◀ 50.147.65/66

◀ 50.147.80/81/90/91

◀ 50.147.50/51

IMPROVED QUALITY

◀ 50.147.50/51

Black water tank with horizontal macerator and hose connector inlets

OSCULATI

Sold already mounted and ready for installation. Compatible with all manual and electric toilet units. FITTED WITH: electric macerator; vent with 16-mm Ø hose connector; housing for fastening hooks 52.195.00; shut-off valve for soaker drainage in case of maintenance; 5-bore flange for level sensor (sensor to order separately); protection for sensor level. Manufactured in compliance with the ISO 8099 standard.

Code	Net volume l	V	Macerator included	Macerator outlet Ø mm	Max length for float cm	SS plate for tank fastening OPTIONAL
50.141.50	50	12	**50.220.12**	25	25	**52.195.00**
50.141.70	70	12	**50.220.12**	25	25	**52.195.00**
50.141.90	91	12	**50.220.12**	25	25	**52.195.00**
50.141.91	91	24	**50.220.24**	25	25	**52.195.00**

Recommended joint: group "52" made of nylon, group "17" made of metal

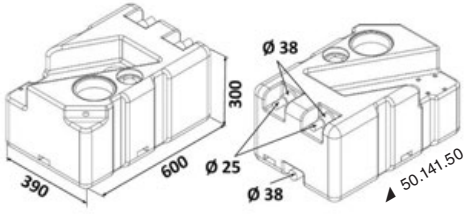

◀ 50.141.50

◀ 50.141.90/91

◀ 52.195.00

IMPROVED QUALITY

◀ 50.141.50

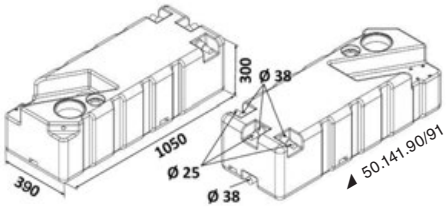

◀ 50.141.90/91

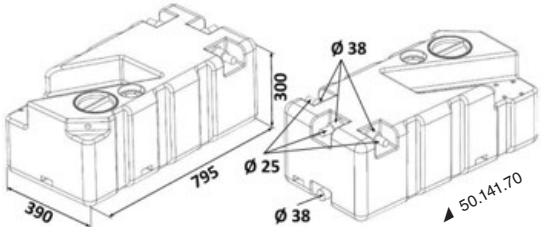

◀ 50.141.70

◀ 50.141.70

Macerating pumps for waste water draining

OSCULATI

Self-priming macerator

It sucks, crush and ejects toilet waste by tapping from the waste water tank.
38-mm inlet port, 25-mm outlet port.
Intake: max 100-cm dry parts, max 125-mm wet parts.

Code	V	Flow l/min	Flow l/min with 3-m head	Current draw A	⟷ mm
50.222.13	12	45	23	9	284x121x100
50.222.14	24	45	23	4.5	284x121x100

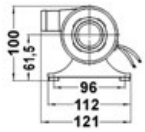

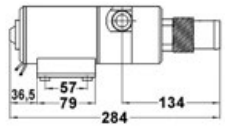

OSCULATI

Self-priming macerator

MADE IN ITALY

Useful for draining waste water tanks, inlet 38 mm, outlet 25 mm. CE certified in compliance with EN ISO 8846 standards.

Power supply		Flow l/min	Flow l/min with 3-m head	Current draw A	⟷ mm	Replacement impeller
12 V	24 V					
50.220.12	**50.220.24**	43	23	12/6	240x130x90	**16.193.73**
50.221.12	**50.221.24**	47	33	18/9	260x140x90	**16.193.73**

Whale®

Macerating pumps for toilet units "Whale Gulper"

PATENT

It is connected to the toilet unit or to the waste water tanks, is used to drain toilet units or tanks. Virtually **unblockable**, can run dry, self priming and can be also be used with **vacuum** toilet units. Materials: **nylon/fibreglass + Hypalon rubber + brass + stainless steel**. Maximum suction and head of 3 metres, requires inlet/outlet pipes size 1"/1/2 (38 mm).

Code	V	Flow l/min	Current draw A	kg
50.113.12	12	18	3.5	2.120
50.113.24	24	18	1.8	2.120

16.155.98 *Gulper 220 closing ring and screw.*

50.113.99 *Maintenance kit for Whale Gulper macerator: diaphragm, valves and screws.*

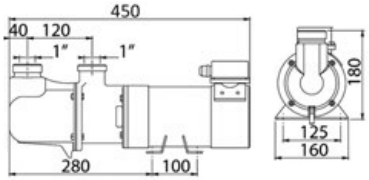

CEM Sbr self-priming electric pump with bronze single screw

Consisting of a worm screw rotor revolving inside an NBR rubber stator. These electric pumps are used in the marine sector to drain waste boxes, toilet black waters and particularly viscous liquids with small suspended bodies.
Bronze pump body, AISI316 stainless steel shaft and rotor, AISI316 stainless steel and NBR joint, ceramic/graphite/NBR (anti-corrosion) mechanical seal.
24V permanent magnet motor, IP44 protection degree, F insulation class, continuous service S2 (40 minutes).

Code	Model	V	Capacity l/m	Current draw A	Power		RPM	Max head m	kg
					HP	kW			
50.229.25	SBR	24	50	18	50	0.37	1400	40	12

Whale®

Hand pump for waste water tanks WHALE

Code	Flow l/min	Ø inlet/outlet
50.527.00	56	1" 1/2 (38 mm)

15.268.04 *Spare seal kit for 50.527.00 OPTION*

Valve for waste water systems

Can be used in two ways:
1) the toilet drains into the sea or onto the waste water tank with a safety block on the lever, made in accordance with **ISO 8099 standards**
2) from the waste water tank the macerator is loaded onto the sea or dock with a back pump.

Classic valve

Made of **ABS,** ready for remote control with a push-pull cable.

Code	Tube Ø mm	⟷ mm
50.233.38	38	140x150x150

STRONG valve

Made of **nylon reinforced** with fibers, meets with ISO 8099 standards. Fitted with outlets size **38/25** mm + bulkhead extension cord that enables for non-visible handle mounting and keeps the valve hidden, the handle can be locked with a padlock.

Code	Tube Ø mm	⟷ mm
50.234.00	38/25	200x80x60

Whale valve

Wall mounting or mounting behind the bulkhead.



Whale®

Code	Tube Ø mm	⟷ mm
17.713.00	38	104x180
17.713.01	25	-

Gate valve fitted with lock for waste water tanks

Made of chromed brass, **stainless steel handle** with perforated hole for fitting a padlock; ideal for meeting with ISO 8099 standards concerning waste water draining regulations.

OSCULATI

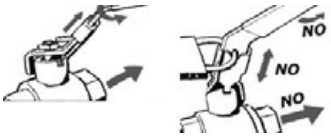

Code	Size
17.228.55	1" 1/4
17.228.56	1" 1/2

3-way sphere valves

AISI 316

Made of **AISI 316 stainless steel**; fitted with handle lock, meets with ISO 8099 standard for waste water drainage regulations.

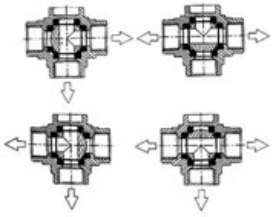

Code	Size
17.722.05	1" 1/4
17.722.06	1" 1/2

3-way ELECTRIC Y-valve

Electrified valve based on the manual version 50.234.00. With ON-OFF-ON switch to start the valve from either the control panel or the cabin. Designed to be used manually in case of failure. For pipes Ø 38/25 mm. External dimensions mm 250x180x200. Absorption 1.5 ampere 12 V.

OSCULATI

◢ 50.230.12/24

◢ 50.232.00

◢ Reduction joints INCLUDED

Volt	COMPLETE electric valve	Kit to electrify valve 50.234.00	Optional panel with fuse and switch
12	**50.230.12**	**50.231.12**	**-**
24	**50.230.24**	**50.231.24**	**50.232.00**

Electro-valve

To be used in toilets that use the fresh water from the onboard system. It also works as an anti-siphon to prevent possible backflow of toilet water into the onboard system.

◢ 50.203.20/21

◢ 50.203.10/11

Code	Version	V	Hose adaptor
50.203.10	Brass	12	1/2"
50.203.11	Brass	24	1/2"
50.203.20 New	Technopolymer	12	14 / 19 / 1/2"
50.203.21 New	Technopolymer	24	14 / 19 / 1/2"

Black water tank spare valve

Code **50.141.98**
OSCULATI black water tank spare valve. 1' ½ female thread.

WC accessories and waste water tanks

OSCULATI

"Deodorsan"

Active carbon filter for black water vents, it removes bad odours. Made of **aluminium** and **nylon**. Fitted with rubber coated **stainless steel** straps for bulkhead mounting.

Code	⟷ mm	Hose adaptor
50.138.00	Ø 50 x 250	1/2" (17.236.00/01 - 17.199.08/09)

Anti-smell filter

Active carbon filter for waste water tank draining.

Code	Description	⟷ mm	Hose adaptor mm
50.136.00	complete filter	110 x 120	16
50.136.02	spare filtering element	-	-

Polypropylene U-trap for toilet units

Essential for safety, when the toilet is mounted **under the water level**; supplied with vent valve.
NB: These water traps **are also suitable for onboard generator's cooling systems.**

Code	With barber mm	Type
50.203.19	19 (3/4")	load
50.203.25	25 (1")	Discharge electric WC
50.203.38	38 (1" 1/2)	exhaust

Connecting joints for toilet draining

Made of polished stainless steel.

Code	Type	For pipe Ø mm
50.237.01	90° elbow, perfect for confined space	38
50.237.02	"Y" joint to connect 2 discharges	38
50.237.03	"T" joint to connect 2 discharges	38

DOMETIC

Replaceable brush head, push-release

Brush & Stow DOMETIC

Code **50.207.70**

Brush & Stow is a unique cleaning brush, specifically developed to tackle the challenges of marine bathrooms.
Specifically designed for the needs of marine bathrooms.

- Wall mounting.
- Compact head, designed for marine cabinets.
- Snap closure that prevents odour escape.
- Clip-in lid, to secure brush into bowl.
- Guided brush entry.
- Inner pot easily removable for cleaning operations.
- Discreet and compact, perfect for any bathroom of any size.

50.207.71 *Set of 3 x Brush & Stow spare heads.*

Toilet paper holder

OSCULATI

Waterproof white ABS. Designed for boat toilets where toilet paper can easily become damp or saturated due to the proximity of the shower. **Universal** model.

Code	⟷ mm
50.207.17	130x170x150 (length x height x overhang)

Toilet brush holder

OSCULATI

Made of **white ABS**, fitted with bulkhead bracket, **compact size made on purpose for the boat toilet units** available in our catalogue or equivalent foreign products (US, England, Taiwan, Holland, etc.).

Code	Height (handle included) mm	Ø mm	Total hangover mm
50.207.15	355	89	125

DryRoll toilet paper stand DOMETIC-OCEANAIR DryRoll

DOMETIC

Code **50.207.80**
Watertight, ideal for showers with combined WC. Long lasting moulded ABS. Paper automati re-winding and release. Hygienic and easy to clean, can be recessed mounted or fixed on the surface. Colour: RAL 9016 white.

◢ 1 Automatic rewinding; 2 Automatic release

Chem WC - Disintegrating and anti-fermentative product for chemical toilet units and waste water tanks

OSCULATI

Disintegrating anti-fermentative product, it prevents encrustations and smells in portable and fixed tanks. Super-concentrated **formaldehyde**-free solution in compliance with the regulations in force. Use: dilute 100 ml of product in 10 litres of water.

Code	Package l	PACKAGE
50.208.80	1	6

Grey Water anti-fermentative deodorant for waste water on motor campers and boats

OSCULATI

It prevents incrustations and bad odours, does not contain formaldehyde or corrosive substances. Usage: pour 60 ml into an empty tank for every 10-litre capacity.

Code	Package l	PACKAGE
50.209.00	1	6

Water-soluble Toilet Paper Delysoft

Code **50.210.01**
Toilet paper designed for boat toilet units. It quickly dissolves when getting in contact with water thus preventing clogging and making waste-holding tank easier to empty.
It features the unique property of disintegrating rapidly upon contact with water, preventing clogs and facilitating the emptying of the drainage tank.
Pack of 4 pieces.

YACHTICON WC OIL

Product based with natural oils; pour onto the toilet bowl: removes salt deposits; lubricates and cleans pump's rubber gaskets; lubricates and cleans gate valves.

Code	Package ml
50.610.31	100

PURITEC ecological disinfectant for toilets

Designed for installation with a special support on the toilet water draining piping line (electric or manual). Disinfects and deodorizes water from the bowl; supplied on a 100 ml container (400 washing operations). Universal hose adaptor size 15/19 mm suitable for all toilet units.

Code	Description
50.208.70	Spare screw cartridge 100 ml.
50.208.65	Complete kit

Toilet protective cleaner

Special formula device for boat's toilet units made of plastic or ceramic, removes dirt, limescale and other deposits, act as a disinfectant, protects and preserves gaskets and valves.

Code	Package ml
50.209.50	750

YACHTICON PURYCLEAN disinfectant and cleansing agent

Used to clean waste water tanks, removes bad odours and deposits, concentrated powder.

Code	Package g
50.209.52	500

Oxygenating Free Tube YACHTICON

Specifically formulated to clear build up inside toilet drain pipes, and eradicate offensive odours due to its anti-bacterial action.

Code	Package g
50.209.53	1000

Heaters, defrosters

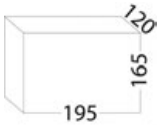

Electronic forced-air heater

Connected to the onboard power, it heats the boat in a matter of minutes. Instant heating, automatic temperature control, secure and long lasting. Control symbols: on/off - fan only - heating - fan speed.

Code	V	Consumption
50.383.00	12	300 W



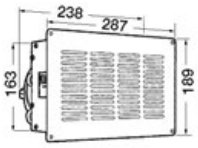

HEATER CRAFT bulkhead heater

The kit includes a heater, a 4 position panel switch, electrical cable and screws. The system exploits the engine cooling water to convey heat to the cabin. 3-speed motor, simple and fast mounting.

Code	V	Consumption at 3 speeds	Calorific yeld
50.263.00	12	3,9 - 5,0 - 7,7 A	28.000 BTU/hour with water volume 11 l/min at 76° and with ambient temperature 15°

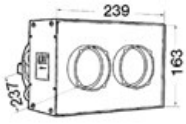

HEATER CRAFT 2-outler centralized heater

Mounting is possible where needed. Two 75-mm Ø hoses connect to two adjustable outlets for bulkhead mounting. Same technical features as model 50.263.00. The kit includes a heater, a 4-position switch panel, mounting bracket, 3.6-m hose, 2 outlets, electrical cable and screws. Techniques of mod. 50.263.00. Kit includes heater + 4-position panel switch + mounting bracket + 3.60 m of pipe + 2 nozzles + electrical cable + screws.
Utilizes the engine's cooling water to transfer heat into the cabin. 3-speed motor, extremely simple and quick installation.

Code	V	Consumption at 3 speeds	Calorific yeld
50.263.01	12	3,9 - 5,0 - 7,7 A	28.000 BTU/hour with water volume 11 l/min at 76° and with ambient temperature 15°

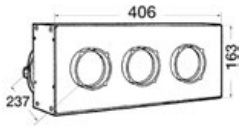

HEATER CRAFT 3-outlet centralized heater

Upgraded model similar to 50.263.01. Three hoses connect to three adjustable outlets. The kit includes a heater, a 4-position switch panel, mounting bracket, 5.4-m 75-mm Ø hose, 3 adjustable outlets, electrical cable and screws. The system exploits the engine cooling water to convey heat to the cabin. 3-speed motor, simple and fast mounting.

Power supply		Consumption at 3 speeds	Calorific yeld
12 V	24 V		
50.263.02	**50.263.03**	4,4 - 5,8 - 8,4 A	40.000 BTU/hour with water volume 11 l/min at 76° and with ambient temperature 15°

Extra accessories Heater Craft

Code	Description	Roll m
50.263.06	"Y" joint for air canalisation (Ø mm 75)	-
50.263.11	Flexible pipe for air conduit Ø mm 75	12
50.263.08	Adjustable air outlet nozzle Ø 75 mm **black**	-

◢ 50.263.11

◢ 50.263.08

◢ 50.263.06

HEATER CRAFT

12V defroster/defogger unit

To be installed inside the control panel to defrost or defog the glass panes in wintertime.

Code	V	BTU/hr	No. of speed modes
50.264.12	12	1.706	1

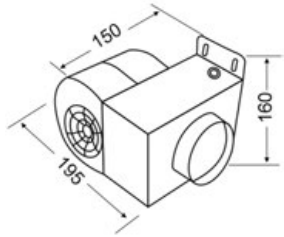

AUTOTERM diesel-powered air heater

autoterm

Autoterm air heaters are independent, diesel-powered heating systems that can be easily installed on your boat or vehicle.
They are excellent products for spaces which need to be heated or dehumidified quickly. Equipped with built-in fail-safe systems and sensors that will automatically shut down the heater if any errors occur.
automatically the heater in case of detected errors.
Accessories included:
- Fuel pump cable with connector;
- Air suction tube with silencer;
- 1.8-m control panel cable.
- Cable for control panel 1.8 m;
- Thermal insulation Ø 24 mm;
- Silencer/exhaust with mounting kit;
- Drain pipe 1 m (optional adapters: **50.255.01/02/03**);
- Nylon fuel hose, 1.5 m;
- Mounting bracket.

Code	Model	Recommended for boats (m)		V	Power kW	Heating capacity m³/h	⟷ mm	kg
		Mediterranean climate	Nordic climate					
50.252.12	AIR 2D	8-10	7-9	12	2	86	310x119x145	2.9
50.254.12	AIR 4D	10-12	8-10	12	4	168	402x157x188	5.5
50.254.24	AIR 4D	10-12	8-10	24	4	168	402x157x188	5.5

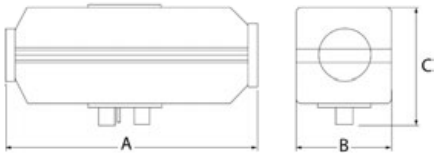

AUTOTERM installation and air distribution kit for air heaters

autoterm

To install a heater, choose a air distribution kit depending on the type of burner chosen and the number of air vents you wish to install.
The kits include all the accessories needed for installation.

Code	Heater	Outlets	Open outlets	Adjustable and closable outlet	Connectors		⟷ tubo	
					in Y-shape	in T-shape	Length m	Ø mm
50.252.62	AIR 2D	2	1	1	1	-	5	65
50.252.63	AIR 2D	3	1	2	1	-	8	65
50.254.63	AIR 4D	3	1	2	1	1	8	90
50.254.64	AIR 4D	4	1	3	2	1	10	90

AUTOTERM control panel for air heaters

autoterm

Digital or analogic control panels are available depending on the requirements. The extension cord is compatible with both versions.
Max length of the compatible cable: 11.8 metres (5 m + 5 m + 1.8 m already included).

◢ 50.251.01

Code	Control panel	Language	5 m cable extension OPTIONAL
50.251.11	Analogic	ALL	**50.251.12**
50.251.01	Digital	EN-DE-PL	**50.251.12**

◢ 50.251.11

◢ 50.251.12

Skin fittings

Skin fittings with 24-mm diameter intake hose.
Made of AISI316 stainless steel.

Code	Type	Tube Ø mm	Material
50.255.01	Standard	24	SS 316
50.255.02	With bent	24	SS 316
50.255.03	Slanted	24	SS 316

50.255.03

50.255.01

50.255.02

New Autoterm Flow liquid heaters

AUTOTERM Flow liquid heaters are a versatile and compact solution for boats and vehicles, with a thermal power of 5 kW. Designed to heat cabins and interiors. Available for petroleum (12V) and diesel (12/24V) systems. The kit contains everything necessary for the installation of the boiler. Control panel **50.251.01** to be purchased separately to operate the boiler. To complete the installation, it will also be necessary to purchase the hot water circulation pipe (diameter 16mm type **17.740.16**) and the local air distributions as needed.
The following accessories are included in the kit: Thermal insulation; Fuel pump clamp with rubber gasket; Fuel pump; Electrical wiring for the pump; Electrical wiring for control panels; Air intake hose with filter; 1 meter long exhaust pipe (optional adapters: **50.255.01/02/03**); 5.5 meters of nylon fuel hose; Nylon fuel hose cover; Mounting bracket for the pump; Silencer with mounting kit; Heat cover for exhaust pipe; Electric liquid pump; Coolant hose connector; L-shaped exhaust pipe adapter; 2 meters of coolant hose.

50.251.01

Code	Model	Recommended for boats (m)		V	Power kW	Energy consumption (W)	Fuel consumption (l/h)	⟷ mm	kg
		Mediterranean climate	Nordic climate						
50.261.12	petrol	10-13	8-11	12	5	42	0.7	220x90x136	2.4
50.262.12	Diesel	10-13	8-11	12	5	42	0.62	220x90x136	2.4
50.262.24	Diesel	10-13	8-11	24	5	42	0.7	220x90x136	2.4

New Heat exchangers (fan coil) for Autoterm Flow boiler

Heat exchangers with integrated active fan for Autoterm Flow liquid heaters. They receive water produced by the boiler type 50.261.12 - 50.262.12/24 and distribute hot air. For versions without an integrated switch, any thermostat and/or switch with one or two speeds (type 50.266.30) can be connected.

Code	V	Power kW	Heating capacity m³/h	Outlets	Switch	Speed	Thermosts	Type of mounting
50.267.01	12	2.75	110	1	Yes	1	Yes	bulkhead
50.267.02	12	5.9	347	1	Yes	3	Yes	bulkhead
50.266.01	12	3.05	236	2	no	2	no	recess
50.266.02*	12	6.05	314	3x60mm	no	2	no	Remote*

50.267.01

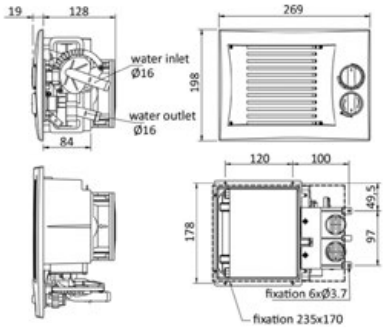

50.267.01

50.267.02

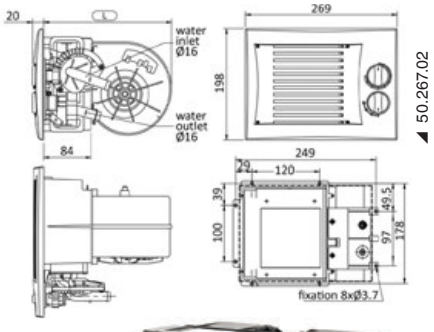

50.267.02

50.266.30

50.266.01

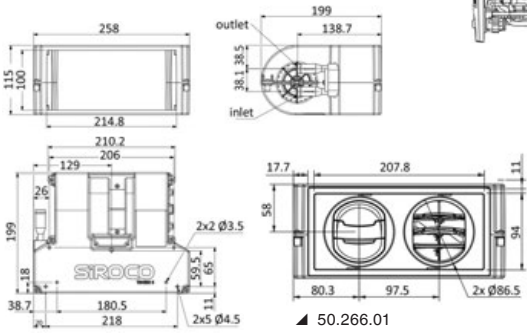

50.266.01

50.266.02

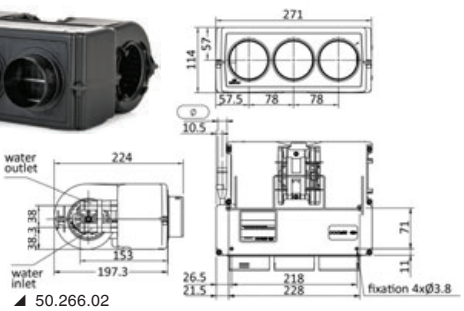

50.266.02

THERMOWELL air conditioning systems

thermowell

New — IZY Air Conditioning Unit supplied in ALL IN ONE Kit

IZY is the exclusive product designed for DIY installation of air conditioning system in any boats by people without technical background.
The durable and room-saving 316 stainless steel casing internally insulated for noise emission reduction contains:
- a high-efficiency compressor;
- a corrosion-resistant copper-nickel heat exchanger;
- a refrigerant gas-air heat exchane coil;
- a seawater circulation pump;
- all electrical and electronic components.

The heating mode is activated through an electric resistance, unlike heat pump systems.
With cycle reversal. The air conditioner efficiency is not affected by the decreasing of sea water temperature in winter, thus achieving 100% of the available thermal power even with water temperatures below 10°C.
Power supply 220V.
* Air distribution kit and seawater recirculation **OPTIONAL** to be ordered separately code **50.268.00 / 50.267.99**

Code	BTU/h	Power Consumption (W)		Currentdraw (A)		Nominal Duct Section	Net weight Kg	⟷ mm
		Cooling mode	Heating mode	Cooling mode	Heating mode			
50.267.09	9000	860	1800	3.6	4.8	102	29	590x280x315
50.267.13	13000	1300	1800	4.3	6.5	102	35	630x340x350
50.267.16	16000	1700	1800	6	7.5	102	37	630x340x350

New — AirJet air conditioners 12V and 24V DC

AirJet 12/24V DC is ideal for air conditioning of boats and leisure vessels without a generator.
Directly powered by the onboard battery bank, it allows for air conditioning without the need for noisy generators or inverters.
Thanls to its compact and elegant design, AirJet stands out for its high versatility, easy and room-saving installation.
It is ideal for cooling single cabins.
When the boat is moored, the special kit (optional) can be connected to the dock and benefit from the 220V power supply, saving the onboard batteries.
Sea pump and control panel included.
* Air distribution kit and seawater recirculation **OPTIONAL** to be ordered separately code **50.268.00 / 50.267.99**

◢ 50.268.12/24

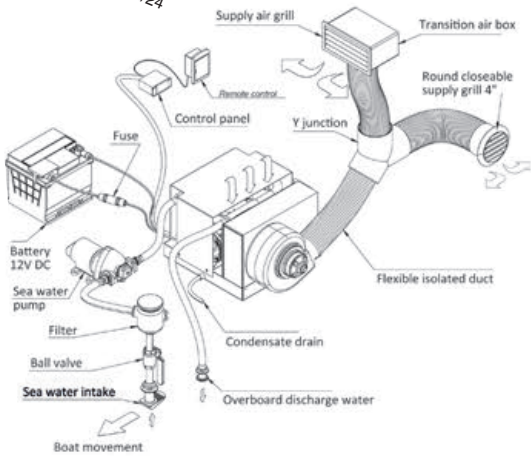

◢ 50.268.02

Code	V	BTU/h	Power Consumption (W)	Currentdraw (A)	Air capacity (m3/h)	Net weight Kg	⟷ mm	Dock power supply kit **
50.268.12	12	3700 / 6250*	600 / 800*	40 / 65*	500	17	500x380x240	50.268.01
50.268.24	24	5400 / 7400*	940 / 1000*	39 / 61*	650	18	480x330x280	50.268.01

* *Data related to machine set at maximum speed*
** *Comes with 220V to 12V DC powr supply + automatic 12V/220V selector - switch for power supply*

50.268.02 *Remote control display*

New — Air and water recirculation accessories kit for Thermowell air conditioners

Code	Description	Components
50.268.00	Air outlet and seawater recirculation kit	Insulated flexible pipe diam. 102 mm (2.5m), adjustable and closable white circular outlet nozzle diam. 100mm, hose clamps (2), white return grill 300x200mm, spiral pipe diam. 20mm (3m), seawater filter in plastic, male hose connector 1/2″x20mm, tap 1/2″ female/female, sea intake 1/2″, sea outlet 1/2″, steel hose clamps 17x32mm (8), condensate drain pipe diam. 16mm (1.5m).
50.267.99	Second air outlet kit	T or Y branch, 1.5 m insulated flexible duct and no. 1 circular outlet nozzle, diam. 100mm, PVC white

CLIMMA marine conditioners

COMPACT direct expansion air conditioning systems

Stainless steel base and parts to ensure long duration and resistance. Supplied with **precharged monoblock** with ecological refrigerant, which does not required any specific tool for installation. Adjustable fan with horizontal or vertical air outlet. Also suitable as **air cooling systems or heaters**, 220V. Fitted with control display.

Technical Specifications

Code	Capacity Btu/h		Consumption mode			Nominal Duct Section	Air flow rate m^3/h	Net weight kg
	Cooling mode	Heating mode	Cold	warm	Start			
50.241.09	9.000	4.500 (electrical resistance)	3.4 A	5.6 A	21 A	100 mm/4"	260	26
50.241.12	12.000	4.500 (electrical resistance)	3.4 A	5.6 A	20 A	125 mm/5"	360	24
50.241.16	16.000	16,000 (cycle reversal)	5.5 A	6.6 A	34 A	150 mm/6"	900	40

System	Btu/h	Sea water accessory kit		Air first outlet accessory kit		Air second outlet accessory kit (in addition to first outlet)	
		code (optional)	Components	code (optional)	Components	code (optional)	Components
50.241.09	9.000	**50.241.50**	120W sea water pump, 1/2" thru-hull scoop strainer, chromed 1/2" skin fitting, tap, 1/2" strainer.	**50.241.20**	Suction grid (244x244 mm), pipe (6 m, 100-mm Ø), 100-mm Ø fitting, plenum, delivery grid (202x100 mm)	**50.241.25**	3-way fitting (100x100x100 mm), 100-mm Ø sealable vent,
50.241.12	12.000	**50.241.50**	120W sea water pump, 1/2" thru-hull scoop strainer, chromed 1/2" skin fitting, tap, 1/2" strainer.	**50.241.40**	Suction grid (244x244 mm), pipe (6 m, 125-mm Ø), 125-mm Ø fitting, plenum, delivery grid (302x100 mm)	**50.241.45**	3-way fitting (125x125x100 mm), 100-mm Ø sealable vent, pipe (6 m, Ø 100 mm)
50.241.16	16.000	**50.241.50**	120W sea water pump, 1/2" thru-hull scoop strainer, chromed 1/2" skin fitting, tap, 1/2" strainer.	-	-	**50.241.55**	Suction grid (354x252 mm), pipe (6 m, 150-mm Ø), 3-way fitting (150x125x125 mm), pipe (6 m, 125-mm Ø), 2 x 125-mm Ø fittings, 2 plenum, 2 delivery grids (302x100 mm)

◢ 50.241.09

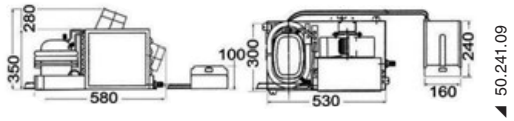

◢ 50.241.09

◢ 50.241.12

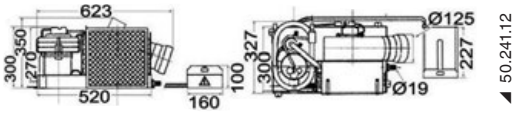

◢ 50.241.12

◢ 50.241.16

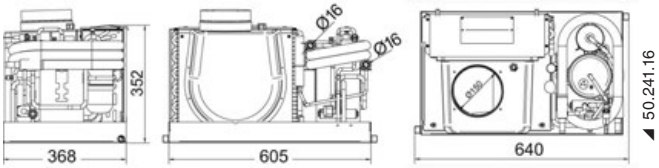

◢ 50.241.16

◢ 50.241.50 (drain plug, pump, filter, thru-hull plug, tap)

◢ 50.241.20/40 (suction, pipe, fitting, plenum, delivery)

◢ 50.241.55 (suction, 3-way fitting, pipe, fitting, plenum, delivery)

◢ 50.241.25/45 (3-way fitting, closing plug, pipe)



◢ 50.241.25 (3-way fitting, closing plug)

Compact direct expansion air kit

The smallest marine air conditioning system on the market. Ideal to condition the air of a small cabin. With a limited current draw, it can be installed on small vessels without a generator or a shore power connection (the installation of an optional 800W continuous min. inverter is needed). Fitted with a control display.

Technical Specifications

Code	Capacity Btu/h		Consumption mode			Nominal Duct Section	Air flow rate m^3/h	Net weight kg
	Cooling mode	Heating mode	Cold	warm	Start			
50.241.35	3.500	3.500 (reversal cycle)	2 A	2 A	5 A	100 mm/4"	230	12

Code	Btu/h	Sea water accessory kit	Air accessory kit
50.241.35	3.500	12V self-priming sea water pump, AC/12V DC power supply unit, 1/2" thru-hull scoop strainer, 1/2" chromed thru-hull scupper, tap, 1/2" strainer.	Intake grid (202x10 mm), piping (6 m, Ø 100 mm), 100-mm Ø fitting, plenum, delivery grid (202x100 mm)

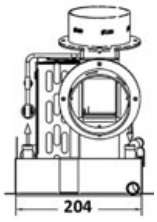

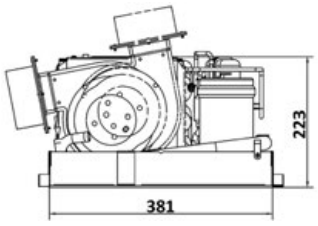

SPLIT direct expansion air conditioning systems

Ideal for the air conditioning of a single room or for nearby rooms, where space is a problem. In fact the system consists of two units, the compressor and the evaporator, that can be installed separately. Supplied complete with control display.

Technical Specifications

Code	Capacity Btu/h		Consumption mode			Nominal Duct Section	Air flow rate m^3/h	Net weight kg
	Cooling mode	Heating mode	Cold	warm	Start			
50.241.08	8.000	8,000 (cycle reversal)	3.4 A	3.4 A	21 A	100 mm/4"	260	26

System	Btu/h	Sea water accessory kit		Air first outlet accessory kit		Air second outlet accessory kit (in addition to first outlet)	
		Code	Components	Code	Components	Code	Components
50.241.08	8.000	**50.241.50**	120W sea water pump, 1/2" thru-hull scoop strainer, chromed 1/2" skin fitting, tap, 1/2" strainer.	**50.241.20**	Suction grid (244x244 mm), pipe (6 m, 100-mm Ø), 100-mm Ø fitting, plenum, delivery grid (202x100 mm)	**50.241.25**	3-way fitting (100x100x100 mm), 100-mm Ø sealable vent,

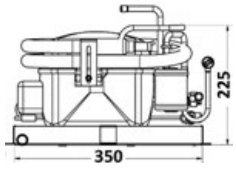

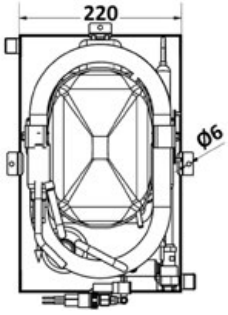

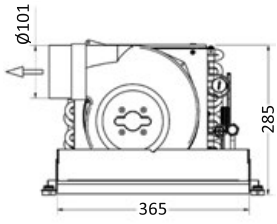

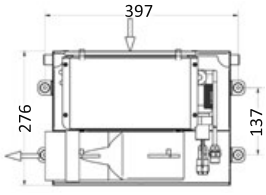



Air conditioning pipes

Flexible pipe made of additivated polyolefin film resins and spiral in a harmonic steel thread.
- colour: black;
- operating temperature: -20/+90°C (+110°C peaks);
- radius of curvature: 0.8-1.5xø;
- air speed: max 20m/sec;
- pressure: max 200mm approx;
- fire reaction class 1 (D.M. 26/06/84).

Code	⟷		Flow rate (m3/h)		⟷ roll package cm
	Ø mm	Length m	8m/s air speed	Air speed 10m/s	
50.265.10	102	10	250	333	23x23x78
50.265.12	127	10	383	368	23x23x78
50.265.15	152	10	575	773	23x23x78

OSMOSEA watermakers (water purifiers)

12/24 V Water Purifier

LED TECHNOLOGY

LED water purifier 300 is a water treatment system simple but effective that ensures disinfected water free from impurities, chlorine, and bad odors. With LED water purifer 300 you will always have high-quality drinking water on board and will avoid **free plastic bottles that take up space on board and pollute the seab#. The LED disinfection lamp consumption is 8.5W (only during dispensing) and automatically turns on when the tap is opened. No preheating required. The latest upgrade has equipped the tap with a LED indicator that shows the correct operation of the sterilizer.**

Code	Model	Flowrate lt/min	Ø In/Out mm	Power	V
50.247.10	LED Purifier 300	2.5	6	8.5	12/24



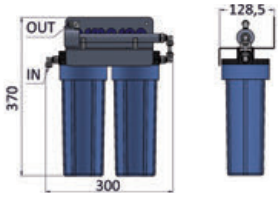

Schenker watermakers

Schenker is a leading manufacturer of watermakers.
- **The ERS-Energy Recovery System allows for up to an 80% saving in current draw: 240 W are enough to produce 60 l/h.**
- **User-friendly, no pressure adjustment is needed since the ERS mechanically manages it.**
- **Silent and vibration-free, no high-pressure pump is required.**

SCHENKER WIKI 30 portable watermaker

The ideal watermaker for those who won't or can't make installation works or who simply wish to have an additional backup watermaker on board.
Easy-to-use, lightweight, compact and sturdy, Wiki 30 can be operated in a matter of minutes using its quick couplings to connect the hoses (included in an additional bag).
Supplied in a handy and sturdy bag easy to stow in a peak, this watermaker is the perfect solution also for charter or regatta boats.

Code	Model	V	Flow rate l/h	Current draw W	kg Desalinator	Diaphragm
50.240.10	Wiki 30	12	30	110	26	1 x (2,5" x 21")
50.240.20	Wiki 30	24	30	110	26	1 x (2,5" x 21")



SCHENKER ZEN water maker maintenance kit

Maintenance kit for SCHENKER ZEN water makers

Code	Description	Content
50.239.02	Schenker Zen 30 water maker maintenance kit	N°3 filters F5R No. 1 ZCA filter (activated carbon filter) No.1 CK (1 cleaning cycle SC1 and SC2)
50.239.03	Schenker Zen 50-100 water maker maintenance kit	No. 3 Filters F5 No. 1 AC filter (activated carbon filter) No.1 CK (1 cleaning cycle SC1 and SC2)

SCHENKER ZEN watermaker

Schenker

Lightweight and economical, it fits on all boats thanks to its extremely compact dimensions. Simple and intuitive operation with two simple buttons.

Contents of the Kit:

- watermaker with Energy Recovery System;
- fuel pump with sea water filter;
- activated carbon filter with solenoid valve;
- 5 micron pre-filter;
- fresh water production pipe (5m);
- remote panel.

Remote Control Functions:

- start/stop;
- production timer;
- flushing;
- alarms.

Code	Model	V	Flow rate l/h	Current draw W	kg		Diaphragm
					Desalinator	pump	
50.237.30	Zen 30	12	30	110	16	4.5	1x(2.5"x21")
50.237.50	Zen 50	12	50	240	21.5	8.5	2x(2.5"x21")
50.237.54	Zen 50	24	50	240	21.5	8.5	2x(2.5"x21")
50.237.92	Zen 100	12	100	400	41	12	2x(4"x21")
50.237.94	Zen 100	24	100	400	41	12	2x(4"x21")
50.237.95 New	Zen 150	24	150	600	62	12.7	2x(4"x21")
50.237.96 New	Zen 150	48	150	600	62	12.7	2x(4"x21")



Feed pump 50.237.30

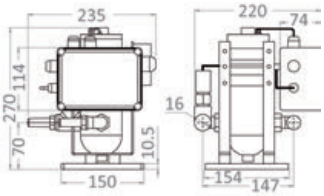

Feed pump 50.237.50

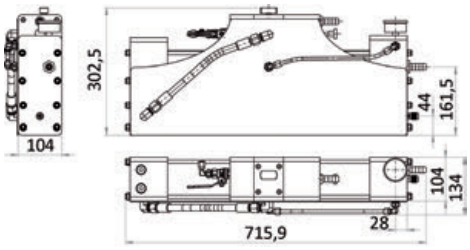

50.237.30

Feed pump 50.237.92/94

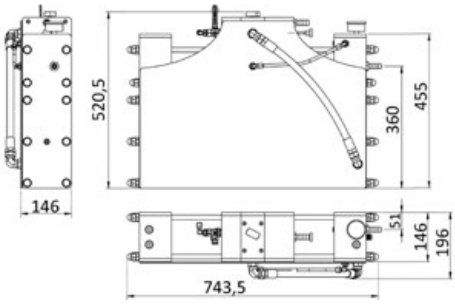

50.237.92/94

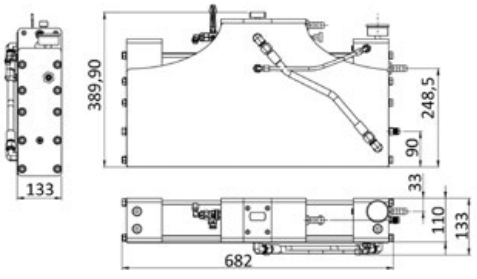

50.237.50/54

Feed pump 50.237.50/54

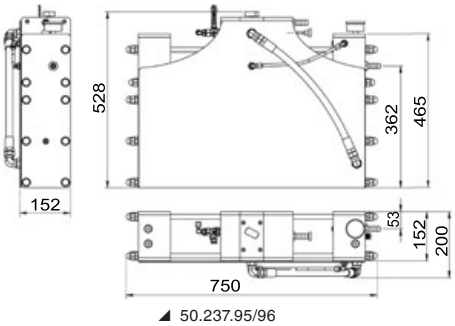

50.237.95/96

Control panel

MASE generators

MASE generator, IS.7 line - 3000 rpm

Engine: easy access in case of maintenance of the power and lubrication systems, of the sea water pump and of the air filter. Safety stop in case of low oil pressure. Safety stop against overtemperature of engine and exhaust gas. Double vibration dumping system. Easy-to-replace oil and fuel filter. Oil drain pump provided.
Alternator: synchronous, 2 poles, self-adjusted, self-excited, brushless. Weatherproof epoxy-resin coated rotor and stator. Dynamically balanced rotor. H insulation class. Safety stop against coiling overtemperature.
Soundproof cabinet: self-bearing frame made of aluminium profiles and lightweight coated marine 5754 aluminium alloy panels featuring extremely high weatherproof properties. Very good access to the inside housing for easier maintenance operations even when the genset is installed in confined places.
Cooling system:
Air/water: the cooling system consists of an air/sea water exchanger. The air flows provide an efficient cooling and the optimal temperature for the best performance and reliability of the generator. This system ensures better operating conditions for the genset despite the room temperature of the onboard housing.
Coolant/water: the cooling of the engine is based on a coolant closed circuit controlled by a seawater/coolant heat exchanger.
Air inside the alternator is cooled by a seawater/air heat exchanger.
This system makes cooling of alternator more effective and achieve optimal temperature for best performance and reliability of the generating set despite the room temperature of the onboard housing.
Control unit: InteliNanoNT MRS 3 - (118x118mm) - IP65

Engine RPM	Alternator		Tube Ø mm	
	V	Hz	Cooling	Drain
3000	115-230	50	16	40/45

Code	Model	Motor			Alternator			Cooling system	⟷ mm	kg	Noisiness at 7 m
		Make and model	No. of cylinders	consum-ption l/h	A	meter power kW	Max power kW				
50.242.26	IS 2.6 (2 kW)	Yanmar L48N	1	0.7	17.4-8.7	1.7	2.0	Air/water	500x380x465	80	54 dB
50.242.35	IS 3.5 (3 kW)	Yanmar L70N	1	1.3	26.0-13.0	2.7	3.0	Air/water	590x406x515	96	54 dB
50.242.50	IS 5.0 (5 kW)	Yanmar L100N	1	1.65	43.5-21.7	4.2	5.0	Air/water	675x468x565	130	54 dB
50.242.61	IS 6.1 (6.1 kW)	Kubota Z482	2	2.6	53.0-26.5	5.6	6.1	Liquid/water	650x468x555	165	54 dB
50.242.91	IS 9.1 (8.6 kW)	Kubota D722	3	3.1	74.8-37.4	7.8	8.6	Liquid/water	730x468x555	185	54 dB

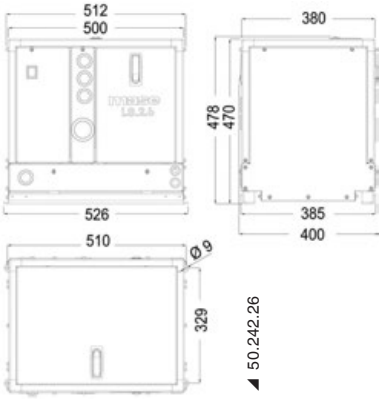

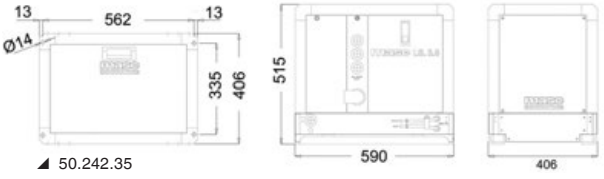

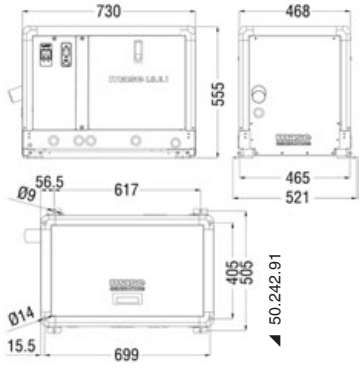

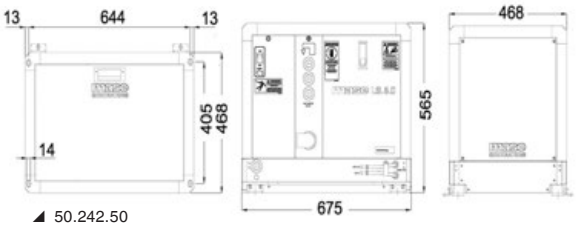



MASE generators, VS.3 line - Variable RPM

Last-generation variable RPM generators offering manufacturers and shipbuilders the advantages deriving from a small size and an adjustable power. The engine speed control system only generates the power required, which reduces emissions and consumption.
The W/A intercooler system ensures perfect functioning of the generator regardless of the external ambient temperature therefore the alternator and the engine work at ideal temperature optimizing the performance and reliability of the gen-set.
Engine: easy access in case of maintenance of the power and lubrication systems, of the sea water pump and of the air filter. Safety stop in case of low oil pressure. Safety stop against overtemperature of engine and exhaust gas. Easy-to-replace oil and fuel filter. Oil drain pump provided.
Alternator: permanent-magnet type.
Soundproof cabinet: frame made of lightweight coated marine aluminium panels featuring innovative design and extremely high weatherproof properties. Very good access to the inside housing for easier maintenance operations even when the genset is installed in confined places.
Cooling system: the cooling of the engine is based on a coolant closed circuit controlled by a seawater/coolant heat exchanger.
Air inside the alternator is cooled by a seawater/air heat exchanger.
This system makes cooling of alternator more effective and achieve optimal temperature for best performance and reliability of the generating set despite the room temperature of the onboard housing.
Control unit: InteliNanoNT MRS 3 - (118x118mm) - IP65.

Engine RPM	Alternator		Tube Ø mm	
	V	Hz	Cooling	Drain
From 2100 to 3150	230-240	50-60	16	40/45

Code	Model	Motor		Alternator		Cooling system	⟷ mm	kg	Noisiness at 7 m
		Make and model	No. of cylinders	A	meter power kW				
50.243.06	VS 6.5	Kubota Z482	2	26.08	6	Air/water	650x469x555	161	54 dB
50.243.08	VS 8.5	Kubota Z602	2	34.7	8	Air/water	650x469x555	172	54 dB
50.243.10	VS 10.5	Kubota D722	3	40.6	10.5	Air/water	730x469x555	176	54 dB
50.243.12	VS 12.5	Kubota D902	3	52.1	12	Air/water	730x469x555	185	54 dB

50.243.06/08

50.243.10

50.243.12

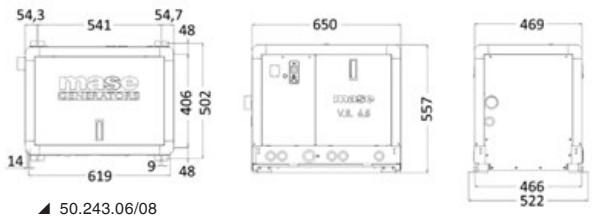

50.243.06/08

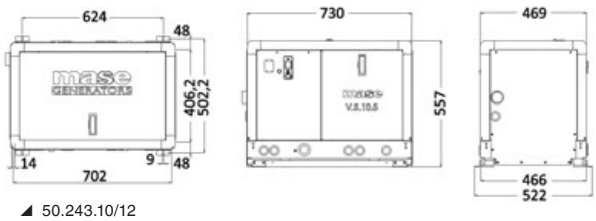

50.243.10/12

Circuit cooling kit for generators

Code 50.244.90
It includes fittings, valves, filter and anti-siphon valve.
Use a 16-mm Ø tube.

Exhaust circuit kit for generators

Code 50.244.92
It includes silencer, exhaust valve and clamps.
Use a 40-mm Ø tube.

Trim tabs

51.640.00

51.650.00

51.640.00

AutoTrim Tabs

Made of crosslinked **polyethylene**, self adjusting. Special shape and ribbing, initially helps the hull to plane, increases, it aligns with the hull as speed increases, ensuring perfect attitude and stability; easy universal installation.

Code	⟷ mm	For boats
51.640.00	255x210	up to 6 m
51.650.00	380x260	up to 6/8 m



Standard series trim tabs, depth of 230 mm

Made of **stainless steel**, model fitted with **2.5 mm thickness and special swivelling hinge**; the tab **can rotate 180° without forcing or breaking the transom bracket**. Designed to be mounted: with **electro-hydraulic kit** Bennett 51.235.12/24; with **electro-mechanic kit** EM 52.350.00 (only standard series 51.134.01/02/03/04/05); with **mechanic kit** 51.134.00 (standard series 51.134.01/2/3/4 only).

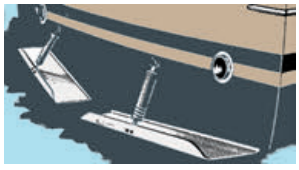

Code	Flap pair cm	For boats	Preset for hydraulic		
			hydraulics 51.235.12/24	Actuators 51.350.00	actuators 51.134.00
51.134.01	30x23	4/4.5	x	x	x
51.134.02	40x23	4.5/5	x	x	x
51.134.03	55x23	Up to 5/6 m	x	x	x
51.134.04	75x23	6.5/7.5	x	x	x



Pair of Maxi series trim tabs, 300-mm depth, fitted with side and central rib.

Made of **stainless steel**, model fitted with **2.5 mm thickness and special swivelling hinge**; the tab **can rotate 180°** without forcing or breaking the transom bracket. Designed to be mounted: with **electro-hydraulic kit** Bennett 51.235.12/24; with **electro-mechanic kit** EM 52.350.00 (only standard series 51.134.01/02/03/04).

Code	Flap pair cm	For boats	Preset for hydraulic	
			hydraulics 51.235.12/24	Actuators 51.350.00
51.434.02	45x30	up to 6/7 m	x	x
51.434.03	55x30	up to 8/9 m	x	x
51.434.04	75x30	up to 9/10 m	x	x

Pair of HS series trim tabs suitable for hulls over 40-knot speed

Made of **stainless steel** exclusively by Osculati, model fitted with **2.5 mm thickness and special swivelling hinge**; the tab **can rotate 180° without forcing or breaking the transom bracket**. Designed to be used: with **electro-hydraulic kit** Bennett 51.235.12/24; with **electro-mechanic kit** EM 52.350.00 (only standard series 51.134.01).

Code	Flap pair cm	To match/order with
51.234.01	30x30	kit EM 51.350.00 - kit Bennett 51.235.12/24
51.234.02*	30x45	kit 51.235.12/24 + two cylinders separately 51.237.00 + un kit 51.240.00

* *To be used with a* **double cylinder** *Bennet.*

Trim tab actuators/pistons and accessories



Mechanical kit to operate Trim Tabs

Made of two 10-mm **stainless steel** turnbuckles, fitted with four **stainless steel** plates for mounting turnbuckles into the flaps and the hull, **four special cranks** to quickly lock and unlock turnbuckles **by hand**.

Code	For twin tabs
51.134.00	51.134.01; 51.134.02; 51.134.03; 51.134.04

Electro-mechanical trim tab actuator system EM

No hydraulic circuit, the whole mechanism is fitted into a **nylon fiberglass** cylinder. A small electric motor moves a series of worm gears to operate the lapped **stainless steel** piston. Easy and quick installation, the stern mounting plates and the tabs are interchangeable with Bennett cylinders.

Code	Version
51.350.00	Kit comprising 2 cylinders at 12 V + a control panel mod. 51.353.00 "Up-Down"
51.352.00*	Additional electromecanical rod "EM"

* *When asking for flaps operated by 2 pairs of cylinders, please, order: 51.350.00 kit + 51.352.00 cylinder (2 pcs)*

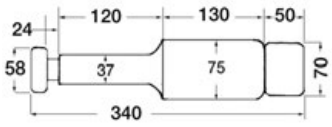

◢ 51.350.00

◢ Control panel

Additional or spare control panel for kit 51.350.00

Code	⟷ mm	For pistons
51.353.00	60x80	**51.350.00**

BENNET control panel for a hydraulic trim tab set

Includes: 2 switches, 4 LED lights for up and down control, 2 safety fuse holders.

Code	⟷ mm
51.239.03	60x80

Release relay RM 12



To be used with control panel models 51.239.01; 51.239.03, provides protection against damaging the control unit whenever the buttons up and down are activated simultaneously, or in case of two control stations.

Code	Suitable for
51.239.00	**51.239.03**

MENTE-MARINE control panels for flap automatic management

MENTE-MARINE control panel for flap automatic management

Compatible with all popular electromechanical and hydraulic trim tabs (Bennet, TrimTabs, Lenco, etc.).
Control panel, position indicator and trim automatic management. No external parts. Connection instead of the series or existing panel and it uses the same cables. Wiring diagram of the different brands included.
Control panel function, position indicator, and automatic trim management.
The panel contains all necessary sensors for automatic management. It does not require external elements. It connects in place of the standard or existing panel.
Uses the same cables as the standard or existing panel. Inside, wiring diagram of various brands.

Code	Model	Description
51.310.01	ACS R	Roll control (crosswise, only)
51.310.02	ACS RP	Roll and pitch control (crosswise and lengthwise)
51.310.03	ACS A	Roll and pitch control (crosswise and lengthwise with a possible second station for flybridge)
51.310.33	FCP	Second station panel to match to ACS A

◢ Watch the video

EUROPEAN INNOVATION AWARD NOMINATED 2015

Mente Marine
For the right attitude!

	51.310.02	51.310.01	51.310.03
Automatic pitch control Faster onto the plane and the bow is kept down at all speeds	✓		✓
Automatic roll control Crosswinds and uneven loading is automatically corrected	✓	✓	✓
Manual control Manual control of the trim tabs	✓	✓	✓
Tab position display The tab position is estimated and displayed for all kinds of trim tabs	✓	✓	✓
Turning detection Automatic control is suspended while turning	✓	✓	✓
For all sea conditions The automatic control adapts to varying sea conditions	✓	✓	✓
Automatic retraction The trim tabs are retracted to prevent marine growth	✓	✓	✓
Off the plane sleep Automatic control is suspended while off the plane	✓	✓	✓
Direct connection The trim tabs are connected directly to the control panel	✓	✓	
Separate control unit Optional flybridge panel available			✓

LENCO electrical trim tabs

Easy to install since the mechanism is integral to the piston - no hydraulic component. The piston has a thrust force up to 340 kg and is made of high-resistance technopolymers while the rod is of stainless steel. A worm screw mounted on 12 ball bearings ensures a very precise and wearless movement for a long time. Suitable for vessels up to 70 feet.
Recommended for vessels up to 70 feet.

LENCO Trim Tab Kit - standard installation

The kit includes:
- 2 actuators 51.260.01 (LENCO code 15054-01)
- 2 stainless trim tabs
- 2 x 20' (6 m) extension cables 51.259.03 (LENCO code 30133-103D) to connect the actuator to the central unit. Watertight Deutsch Connectors.

The control panel has to be bought separately.

Code	V	⟷ flaps			Recommended for hulls m
		L mm	W mm	L "xW"	
51.250.01	12	229	305	9x12	5 - 7.5
51.250.02	12	229	457	9x18	6.6 - 9
51.250.03	12	229	610	9x24	8 - 12
51.250.07	12	305	457	12x18	8 - 10.8
51.250.08	12	305	610	12x24	9 - 13.2



LENCO trim tab kit - Edge Mounting

Deep but narrow flaps.
Suitable for inflatables with little room on stern.
The kit includes:
- 2 actuators 51.260.01 (LENCO code 15054-01)
- 2 stainless trim tabs
- 2 x 20' (6 m) extension cables 51.259.03 (LENCO code 30133-103D) to connect the actuator to the central unit. Watertight Deutsch Connectors.

The control panel has to be bought separately.

Code	V	⟷ flaps			Recommended for hulls m
		L mm	W mm	L "xW"	
51.251.01	12	305	229	12x9	5 - 6.5
51.251.02	12	305	305	12x12	6 - 9

LENCO Heavy Duty Performance (HD) trim tab kit

Suitable for large/ high speed RIBS and small speed boats Equipped with sacrificial anodes.
The kit includes:
- 2 actuators 51.260.02 (LENCO code 15055-01)
- 2 stainless trim tabs
- 2 x 20' (6 m) extension cables 51.259.03 (LENCO code 30133-103D) to connect the actuator to the central unit. Watertight Deutsch Connectors.

The control panel has to be bought separately.

Code	V	⟷ flaps			Recommended for hulls m
		L mm	W mm	L "xW"	
51.252.01	12	355	305	14x12	5.5 - 10.5
51.252.02	12	406	355	16x12	6 - 11.4
51.252.03	12	457	355	18x14	6.6 - 12.4



◢ 51.253.01/12

◢ 51.253.03/13

LENCO trim tab kit - Super Strong

Suitable for fast or heavy vessels.
Trim tab thickness: 4.6 mm. Equipped with sacrificial anodes.
The kit includes:
- 2/4 actuators 51.260.03 at 12V (LENCO code 15056-01), or 51.260.04 at 24V (LENCO code 15063-001)
- 2 stainless trim tabs

The control panel and the extensions cables to connect the actuator to the central unit have to be purchased separately.

Code	V	⟷ flaps			Actuator	Recommended for hulls m
		L mm	W mm	L "xW"		
51.253.01	12	305	610	12x24	Single	8.1 - 13
51.253.03	12	406	765	16x30	Double	12 - 18
51.253.12	24	305	765	12x30	Single	10.5 - 14.4
51.253.13	24	406	765	16x30	Double	13.5 - 18

LENCO High Performance HP trim tab

Suitable for high speed motorboats/racing boats
The kit includes:
- 2 actuators 51.260.03 (LENCO code 15056-01)
- 2 stainless trim tabs

The control panel and the extensions cables to connect the actuator to the central unit have to be purchased separately.

Code	V	⟷ flaps			Recommended for hulls m
		L mm	W mm	L "xW"	
51.254.02	12	457	305	18x12	8 - 12

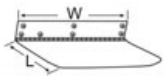

LENCO High Performance HP double actuator trim tab kit

Suitable for high speed motorboats/racing boats.
The kit includes:
- 4 actuators 51.260.03 (LENCO code 15056-1)
- 2 electro-polished stainless steel trim tabs.

The control panel and the extension cables for connection to the central unit are sold separately.

Code	V	⟷ flaps			Recommended for hulls m
		L mm	W mm	L "xW"	
51.254.10	12	533	355	21x14	7.20 - 12.60
51.254.11	12	635	355	25x14	8.40 - 13.80

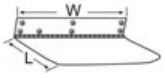

LENCO Tactile Switch control panels

Panel + watertight control box with Deutsch Connectors outlets. Plug&Play wiring and Retractor function to retract the flaps when disconnected from the power supply. 92-cm power cables. LED version with switching up every 5-mm move.

Code	LENCO code	Version	V	LED	⟷ cm
51.256.01	15169-001	Standard	12	no	7x7
51.256.12	15170-001	Kit for single piston	12/24	Yes	7x7
51.256.13	15171-001	Kit for double piston	12/24	Yes	7x7

For OPTIONAL extension cables see 51.259.xx.

◢ 51.256.12/13

◢ 51.256.01

LENCO Flybridge kit for second station

It includes: control panel with Cree LED lights + cable for connection to the main control panel.

Code	LENCO code	Version	V	⟷ cables m
51.257.12	11841-002	With side LED lights	12/24	6
51.257.13	11841-003	With side LED lights	12/24	9

These kits only matches control panels 51.256.12/13.

LENCO Retrofit kit for Bennet trim tabs. From hydraulic to electric system

This kit includes:
- 2 electrical actuators
- 2 upper brakets (some bores as Bennet)
-2 connectors for connection to Bennet wiring
- screws included.
This kit can replace a Bennet kit thus avoiding the hydraulic central unit. It uses the existing Bennet flaps, wiring and panel.

Code	LENCO code	Version	V
51.258.01	15064-001	universal kit	12

This kit isn't compatible with Bennet last-generation LED control panels (51.246.01; 51.246.02; 51.246.03)



LENCO Autoglide™ automatic trim tab control device

This device automatically adjusts your trim tabs via a built-in GPS system + 3 gyroscopes + 3 accelerometers depending on the sea conditions.
Three working modes:
1) Drive in harbour: it prevents or minimizes the movement of flaps.
2) Gliding: it lowers the tabs while gliding and then retracts them when the boat has reached its trim.
3) Navigation: it automatically adjusts the flaps depending on the rolling and pitching angles, keeping the boat in its best trim according to sea conditions. It can also save 2 manually-set trims.
Version A: supplied with GPS receiver/antenna and NMEA 2000 Network.
Version B: supplied without receiver/antenna and NMEA 2000 Network. It can be connected to an existing GPS antenna and NMEA 2000 network.

Code	LENCO code	For systems	Version	V
51.265.01	15500-101	single cylinder systems	A	12/24
51.265.02	15501-101	double cylinder systems	A	12/24
51.265.12	15505-101	double cylinder systems	B	12/24

The kit includes what's necessary for installation (keyboard, control box, cables, GPS antenna, adapters, etc.)

LENCO cables to connect actuators to the central unit

Cables with watertight Deutsch Connectors. They can be used as cables or extensions. Please, order 1 cable for each actuator.

Code	LENCO code	|← →|	
		feet	metres
51.259.02	30133-002D	14'	4.2
51.259.03	30133-103D	20'	6
51.259.04	30142-001	26'	7.8

LENCO spare actuators

Made of high-resistance glass-fiber reinforced nylon and mirror-polished stainless steel cylinder. UV-resistant.

Code	Model	V	For connector kit	Bore distance when closed mm	Stroke mm	Lower eye
51.260.01	15054-001	12	Standard Mount - Edge Mount	292	57	5/16" (8 mm)
51.260.11	15061-001	24	Standard Mount - Edge Mount	292	57	5/16" (8 mm)
51.260.02	15055-001	12	Heavy Duty Performance (HD)	273	57	5/16" (8 mm)
51.260.03	15056-001	12	Super strong - High Performance (HP)	273	57	3/8" (9.5 mm)
51.260.04	15063-001	24	Super strong	273	57	3/8" (9.5 mm)



Spare mounting brackets

Fastening plates for LENCO cylinders.

Code	LENCO code	Description
51.258.10	50015-001D	Upper bracket for actuators up to 2007
51.258.11	50014-001D	Lower bracket for Standard actuators (51.260.01/11)
51.258.12	15085-001	Upper bracket for actuators after 2007
51.258.13	15140-001	Lower bracket for 101-XD actuators (51.260.02/03/04)

Electric Trim Tabs LENCO Pro Control

New

LENCO Pro Control Standard Mount and Edge Mount Trim Tab Kit

Next-generation flap system with advanced controller and control unit, fast and sturdy pistons for an excellent driving experience.

Faster and more powerful actuators developed in 2025 to ensure maximum trim correction performance in modern boats.
Piston pulling and pushing power 750/400 Kg versus 340/0 Kg of the previous version.
5 years of warranty on the complete system.
74% improvement in boat balancing by maintaining the hull at the optimal angle of heel despite moving weights or rough sea.
24% less impact on water makes navigation more pleasant and smooth.
Compatible with all engines equipped with a control unit. If Mercury engines are installed on the vessel, the system, through connection to the Mercury JBox, will be able to acquire more data and thus intervene to make navigation even more predictive and comfortable.
All models operate at 12v
The position of the flaps can be displayed on any "MFD" (multifunction display)

Auto Version:
When in 'auto' mode, the measurement unit interprets navigation conditions such as speed, accelerations, pitching, and rolling, and responds promptly by maintaining and keeping the hull at the best navigation angle.
The pilot can still intervene and adjust the trim differently by using the intuitive ergonomic panel.

Assist Version:
Allows for intuitive and quick control of the trim by the pilot. Possibility to program and quickly recall two desired Flap positions.

The kit includes:
- Pro Control Auto or Assist ergonomic control panel
- Detection control unit (IMU) (**only for Auto version**)
- 2 steel fins
- 2 SD Pro actuators cylinders having 10" pin-to-pin length (15187-001)
- 6 T-connectors (30281-001)
- Micro C Drop cables: 2x 1.8m (30269-002); 1x 3.8m (30269-001); 1x 6.4m (30269-004)
- 2 x 6 Pin Detusch to Micro C Actuator Network Adapter Cable (30377-001)
- 2x 0.91m Pro Control Actuator Power Pigtail (30378-001)
- 2 Wake Signal Adapter for Non-Mercury Systems (30376-001)
- 2 x boat side mounting bracket (15193-101)
- 2 x mounting brackets for flaps (15194-101)
- Lenco 2K Backbone Kit

LENCO

5 YEAR WARRANTY

51.266.01

51.268.02

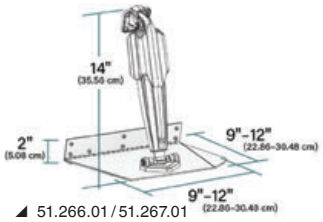

51.266.01 / 51.267.01

Code	LENCO code	Version Control	⟷ flaps			Version with fins	Minimum transom mirror height mm	Recommended for hulls m
			L mm	W mm	L "xW"			
51.266.01	15181-106	Assist	229	305	9x12	Standard	356	4.9 - 8
51.267.01	15182-107	Auto	229	305	9x12	Standard	356	4.9 - 8
51.268.02	15186-107	Auto	305	305	12x12	Edge Mount	279	6 - 9.1

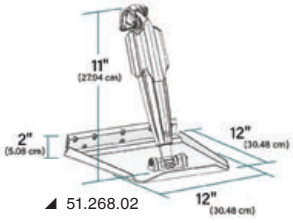

51.268.02

BENNETT trim tab

BENNETT trim tab kit

It includes: electronic central unit, **twin hydraulic actuators**, watertight control panel, electric wiring, etc.

Code	V
51.235.12	12
51.235.24	24

51.237.01 *Shorter cylinders available on request instead of standard cylinders 51.237.00 OPTIONAL*
51.239.04 *Spare control panel*

◢ 51.237.00/01

◢ 51.240.00

Additional BENNETT hydraulic actuator

Additional cylinder for art. 51.235.12; 51.235.24

When a trim tab with **2 twin** cylinders is required, please **order**: kit 51.235.12; 51.235.24, **2 cylinders** 51.237.00 and 1 kit 51.240.00.

Code	cylinders	Length mm		
		Total (closed)	Stroke	Total(opened)
51.237.00	1	340	80	420
51.237.01*	1	300	80	380

To be used when a standard cylinder cannot be installed for reasons of space

51.240.00 *Kit of fittings for additional pistons*

Euro Rocker control panel - BENNETT

Fitted with toggle keys.

Code	⟷ mm	
	Front panel	recess
51.239.04	70x70	56x50

BENNETT Trim Tab Rocker Switch Control panel

Variable intensity LED indicator lights on switching, and auto tab retractor when power shut off. Complete with control unit and sensor heads.

Code	Version	V
51.246.01	single station	12
51.246.02	single station	24

BENNETT spare parts

Code	Description
51.238.12	Bennet spare system 12 V
51.238.24	Bennet spare system 24 V
51.232.01	Spare solenoid valve for Bennet system red wire 12 V
51.232.02	Spare solenoid valve for Bennet system green wire 12 V
51.232.03	Spare solenoid valve for Bennet system red wire 24 V
51.232.04	Spare solenoid valve for Bennet system green wire 24 V

Mufflers and silencers

Horizontal silencers for water-cooled engines.

Made of HD polyethylene.

Code	A mm	B mm	C mm	D mm
51.376.01	150	105	372	40
51.376.02	150	105	372	45
51.376.03	150	105	372	50
51.376.04	150	105	372	60
51.376.05	150	105	372	75
51.377.01	183	135	460	90
51.377.02	183	135	460	102

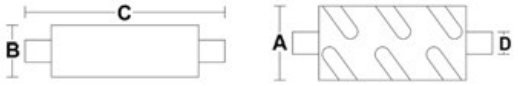

Exhaust systems

Silencer, wet exhaust systems. The silencer effectively silences engine exhaust noise with a minimum of back pressure.
The mounting brackets can be rotated as desired.
Components: stainless steel ends + reinforced rubber.

Code	Ø A mm	Ø B mm	C mm	D mm	E mm	Volume litres	Max HP
51.390.01	40	160	250	420	190	5	50
51.390.03	45	127	250	400	145	3	35
51.390.05	51	160	250	420	190	5	50
51.390.07	60	160	375	560	190	7.5	100
51.390.09	76	160	375	560	190	7.5	100
51.390.11	90	203	500	760	215	15	200
51.390.13	100	203	500	760	215	15	200

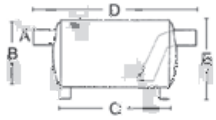

Anti-return drain siphon

Suitable for water-cooled engines, made of **high density polyethylene**.

Code	Siphon	Size mm	Suitable for exhaust hoses mm
51.374.01	With inlet turned downwards	480x110	40/45/50
51.374.02	With 120° inlet	480x110	40/45/50

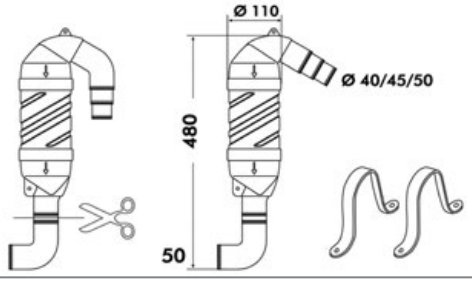

Exhaust muffler for water-cooled engines, 7 l

Made of **high density polyethylene**.

Code	Suitable for drain pipes with Ø mm	Capacity l	Working pressure	Length mm	Width mm	Height mm
51.370.00	40/45/50	7	max 0,3 BAR	760	290	400

Exhaust muffler for water-cooled engines

Made of high density Eltex.

Code	Max power HP	Mouths mm	Capacity l	A mm length	B mm length	C mm height	D mm width
51.371.00	115	55/60/65	20	322	660	320	220
51.372.00	150	75/90	33	370	760	400	290
51.372.01	300	100/115	33	370	760	400	290

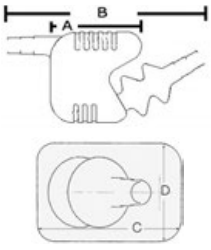

Water/gas separator

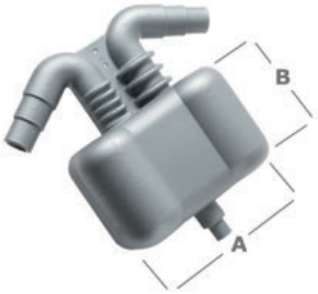

Code	Litres	Gas inlet/outlet fittings mm	Water inlet/outlet fittings mm	A mm	B mm
51.369.00	2.5	40/45/50	38/15	200	110
51.369.01	4.5	40/45/50	38/15	260	160

Antisiphon for water cooling engine

It must be installed on the exhaust line.

Code	Fittings mm	Mounting
51.368.00	From 13 to 38	bulkhead

OSCULATI

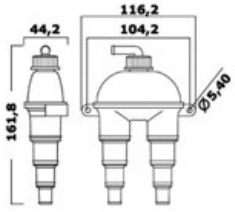

Antisiphon

Antisiphon device to be used on exhaust lines, seawater connectors and WCs installed under the floating line.

Code	Hose adaptor Ø mm	⟷ mm
51.367.00	13/19/25/32 (1/2"-3/4"-1"-1"1/4)	92x150

CENTEK mufflers

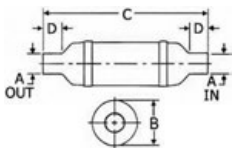

VERNATONE CENTEK

Made of fiberglass.
Use: inboard engines
Application: above the waterline.

Code	A mm	B mm	C mm	D mm	Max power	
					petrol	Diesel
51.379.01	76	180	511	89	160	60
51.379.02	102	230	648	89	280	125
51.379.03	127	279	984	112	370	210
51.379.04	152	310	1054	127	440	280
51.379.05	203	412	1340	152	-	420

Two mufflers are required for "V" engines; in this case divide the engine power by two. Application: above floating line.

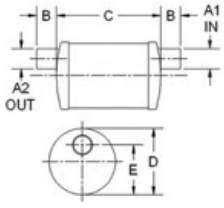

VERNALIFT IN LINE CENTEK

Made of fiberglass.
Use: inboard engines, sail, generators.
Application: above or below the waterline.

Code	A 1/2 mm	B mm	C mm	D mm	Max power	
					petrol	Diesel
51.378.01	40	50	267	162	30	10
51.378.02	50	50	267	162	60	25
51.378.03	60	60	356	212	90	35

◀ 51.158.xx

◀ 51.159.xx

VERNALIFT TOP CENTEK

Made of fiberglass.
Use: inboard engines, sail, generators.
Application: above or below the waterline.

Unloading above		A mm	B mm	C mm	D mm	Max power	
unloading lateral	loading above					HP gasoline	Diesel
51.159.01	**51.158.01**	40	40	178	203	35	15
51.159.02	**51.158.02**	50	50	229	203	50	20
51.159.03	**51.158.03**	63	63	229	203	100	30
51.159.04	**51.158.04**	76	76	267	258	150	50
51.159.05	**51.158.05**	90	90	305	305	200	75

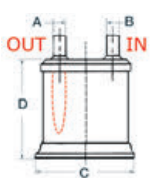

◀ 51.158.xx

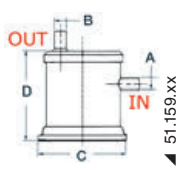

◀ 51.159.xx

Exhaust pipes

Exhaust pipe scuppers

Made of **neoprene and stainless steel**, universal size, anti-vibration, rust-proof.

Code	Ø mm
51.381.01	40
51.381.02	50/60
51.381.03	75/90

Patellette

Made of **rubber**, fitted with **stainless steel** clamp, for mounting on the exhaust terminals in order to avoid water from returning in case of quick shut down, **sold in pairs**.

Code	Type	Maximum Ø mm
51.381.99	2"	52
51.382.00	3"	75
51.382.01	4"	100
51.382.02	6"	150

Exhaust pipe scuppers fitted with anti-backflow check valve

OSCULATI

AISI 316

Made of **mirror polished AISI 316 stainless steel**, fitted with rubber anti-backflow check valve. Fastening with 4 folding studs 6mm-Ø.

Code	Tube Ø mm	Flange Ø mm	Ø net opening mm	Neck length mm
51.384.01	40	75	35	75
51.384.02	45	75	40	75
51.384.03	50	100	45	80
51.384.04	60	100	55	80
51.384.06	75	131	67	100
51.384.07	90	131	73	110
51.384.08	100	182	90	120
51.384.10	125	182	113	140

Technopolymer and stainless steel exhaust pipe scuppers with check valve

OSCULATI

Made of reinforced technopolymer with polished AISI304 stainless steel finish ring. Hidden screws. Easy mounting. Stainless steel full design.

Code	For pipe Ø mm	⟷ mm				
		A	B	C	D	E
51.386.01	40	41	60	30	85	65
51.386.02	45	46	60	30	85	65
51.386.03	50	51	60	30	85	65
51.386.04	60	61	90	35	110	89.5
51.386.06	75	76	90	35	110	89.5
51.386.07	90	91	90	45	138	116
51.386.08	100	101	90	45	138	116
51.386.09	110	111	110	50	165	141
51.386.10	125	126	110	50	165	141

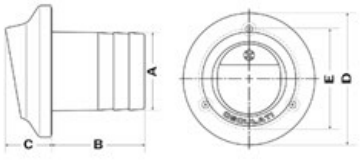

Supports and pipes

◢ 51.652.xx

◢ 51.653.xx

Pipes for exhaust systems

In **rubber** with **RINA + LLOYD** certification. The hoses are packaged with a layer of smooth black rubber, high-strength synthetic fabrics, and an integrated steel spiral.
Cover in black flame-retardant rubber, resistant to contact with petroleum products, seawater, atmospheric agents, and abrasion.

Code	Type	⟷ mm	Curve radius mm	Roll m
51.652.30	smooth	30x39	90	20
51.652.35	smooth	35x44	105	20
51.652.40	smooth	40x50	120	20
51.652.45	smooth	45x55	135	20
51.652.50	smooth	50.5x61	150	20
51.652.60	smooth	60x70	180	20
51.653.10	corrugated	101x113	152	10
51.653.11	corrugated	110x123	220	10
51.653.12	corrugated	127x139	255	10

Code	Type	⟷ mm	Curve radius mm	Roll m
51.653.13	corrugated	130x143	260	10
51.653.15	corrugated	152x168	305	10
51.653.20	corrugated	200x220	815	10
51.653.40	corrugated	40x48	40	20
51.653.45	corrugated	45x53	45	20
51.653.50	corrugated	51x61	51	20
51.653.60	corrugated	60x70	60	20
51.653.75	corrugated	76x85	76	10
51.653.90	corrugated	90x103	90	10

Pipes are sold **only** *with standard sizes.*

Elastic anti-vibration supports for inboard engines and generators, including counter-pads.

High-quality NBR rubber. Shore hardness 55 +/- 3, female thread.
Available in both **galvanized steel** and **stainless steel**.

Stainless steel	Galvanized steel	Ø A mm	Ø E mm	Ø D mm	Ø H mm	Ø K mm	Ø L mm	S mm	Ø G mm (stud)	Max static nominal load kg	Prisoners *	
											Code	⟷ mm
-	**51.656.01**	62	25	8.2	30	78	100	2	10 MA	100	**51.657.10**	10x80
-	**51.656.03**	90	44	10.2	45	110	130	3	16 MA	350	**51.657.16**	16x120
51.655.02	**51.656.02**	62	25	8.2	30	78	100	2	10 MA	200	**51.657.10**	10x80
51.655.04	**51.656.04**	90	44	10.2	42	100	130	3	16 MA	350	**51.657.16**	16x120
51.655.07	**51.656.07**	115	61	16.2	46	142	190	4	18 MA	600	**51.657.18**	18x150

Apply an indicative 30% reduction for dynamic loads.
* *In stainless steel, with 3 nuts for anti-vibration.*

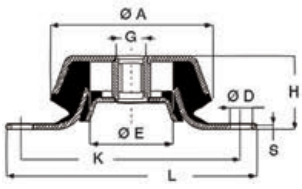

◢ 51.656.02 + 40.142.11

◢ 51.656.07

Flexible water storage. Built to last.

up to 210 l | Food-Grade PVC | Phthalate-Free | Easy installation

www.osculati.com



Spare parts for inboard engines and stern drive units

◢ 52.290.08

◢ 52.290.16

Elastic coupling joints

To be placed between the shaft of the propeller and the inverter.
Made of nitrile rubber on aluminium bushing.

Code	Version	Max HP
52.290.08	8 bores	25
52.290.16	16 bores	110

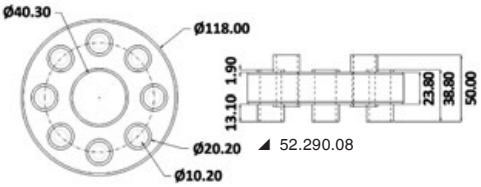

◢ 52.290.08

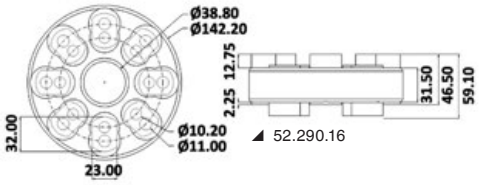

◢ 52.290.16

Pipes and fuel hoses

OSCULATI



◢ 52.731.70



◢ 52.731.75



◢ 52.731.76

◢ 52.731.77



◢ 52.731.71



◢ 52.731.81

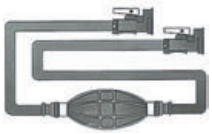

◢ 52.731.78

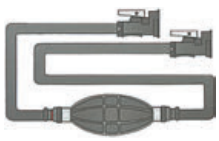

◢ 52.731.79



◢ 52.731.80

◢ 52.731.90/91

Fuel pipe

Manufactured with special co-extruded tube with interposed polyester mesh.
Section 8x13 mm, resistant up to 15 bar.
Complete with enhanced pump, suitable for green petrol.

Code	Version	Length m
52.731.90	Without terminal joints	2
52.731.91	Without terminal joints	3
52.731.70	With OMC Suziki joint up to 140HP 4 T	2
52.731.71	With Honda terminal joint	2
52.731.80	With 2 OMC joints (equal to the original)	3
52.731.75	With 2 Mercury joints (male or female), for engines up to year 1987	3
52.731.77	With Yamaha/Mercury/Mariner joint, model after year 1987	2
52.731.78	With two Yamaha joints, model after year 1987	3
52.731.76	With two Mercury/Mariner joints after year 1987	3
52.731.79	With two Mercury female joints after year 1998	3
52.731.81	With two Suziki joints up to 140 HP 4 T	3

High quality fuel line

Sold in blister pack. Compatible with E10 petrol.

Code	For engines	Length m	Suction pump	Piping	Fastening clamps
52.728.01	Universale, without terminal connectors	2.5	Great flow model 52.732.01	With fabric reinforcements with 3 layers 8x15.5 mm	Stainless steel
52.728.10	Universale, without terminal connectors	3.6	Great flow model 52.732.01	With fabric reinforcements with 3 layers 8x15.5 mm	Stainless steel
52.728.02	Yamaha	2.5	Great flow model 52.732.01	With fabric reinforcements with 3 layers 8x15.5 mm	Stainless steel
52.728.03	New Mercury / Mariner from year 1998	2.5	Great flow model 52.732.01	With fabric reinforcements with 3 layers 8x15.5 mm	Stainless steel
52.728.04	Johnson/Evinrude	2.5	Great flow model 52.732.01	With fabric reinforcements with 3 layers 8x15.5 mm	Stainless steel
52.728.05	Honda from 2001	2.5	Great flow model 52.732.01	With fabric reinforcements with 3 layers 8x15.5 mm	Stainless steel
52.728.06	Suziki 25-140HP 4S	2.5	Great flow model 52.732.01	With fabric reinforcements with 3 layers 8x15.5 mm	Stainless steel

OSCULATI

Special fuel pipe

PVC version: **coextruded anti-petrol PVC**, fitted with nylon braid and black PVC layer.
Rubber version: in black rubber, with internal burst-proof reinforcement in high-strength synthetic yarns.

Code	Version	Working pressure	⟷ mm	Roll m
52.732.10	Black PVC	3 bar	8x13	25
52.732.11	Black rubber	10 bar	8x15	25

52.732.10

52.732.11

Fuel primer bulb

Fitted with valves and hose adapter.

Code	Ø mm	Length mm	For hose Ø mm
52.732.00	45	108	8

High-capacity suction pump for petrol

Made of PVC, large capacity model, display blister pack.

Code	Ø mm	Length mm	For hose Ø mm
52.732.01	50	145	10

Fuel suction pump with multiple hose adapters

Made of special technopolymer. Fitted with removable 6/8/10-mm Ø fittings.

Code	Ø mm	Length mm	For hose Ø mm
52.732.02	47.5	145	6/8/10

Hose fitting spring

Code	Description	ORDER BY BOX
52.014.00	Stainless steel spring for fuel hose fitting to connector or primer	100



Fuel connectors Johnson/Evinrude

Code	Description
52.732.20	**Female** connector, engine side or tank side (orig. 174508). 8-mm Ø hose adaptor.
52.732.21	**Female** connector,engine side or tank side (orig. 176445). 10-mm Ø hose adaptor.
52.732.30	Male connector for application on engines, with valve
52.732.55	Male connector for tanks, with thread, for screwing onto the tank (orig. 772681)
52.732.56	Male connector with hose adaptor, for wheel connection
52.732.57	Male connector with **double** hose adaptor, for wheel connections



Yamaha fuel connectors

Code	Description
52.732.43	Yamaha Ø 8 mm (5/16") female connector, engine or tank side (OEM 6Y1-24305-06-00 / 6G1-24305-05-00). To be used instead of the old model 52.732.41 (OEM 6E5-24305-25)
52.732.44	Yamaha Ø 10 mm (3/8") female connector, engine or tank side (OEM 6Y2-24305-06-00 / 6E5-24305-06-00). To be used instead of the old model 52.732.42 (6G1-24305-05)
52.732.51	Male connector, engine side. Also suitable for Mercury/Mariner from 1988, engine side (orig. 6G1-24304-10-00)
52.732.58	Wheel male connector with hose adaptor
52.732.49	Threaded male connection for tank latest model 1/4" - 18 NPT
52.732.50	Threaded male connection for tank old models 1/4" - 18 NPT

Fuel connectors Mercury/Mariner

Code	Description
52.805.70	**Female** connector, engine side with hose adaptor
52.805.71	**Female** connector, tank side with threaded **brass** hose adaptor
52.805.80	**Male** connector, tank side with hose adaptor
52.732.51	Male connector, engine side. Also suitable for Mercury/Mariner from year 1988, engine side
52.805.52	Male connector for tank
52.805.53	Mercury **male** connector, **tank side**, screw-in onto this latter, from year 1997
52.805.54	Female connector, **tank side from year 1997** (orig. ref. 22-13563-Q7). 10-mm Ø hose adaptor
52.805.64	Female connector **tank side from year 1997** (orig. ref. 22-13563-Q7). 8-mm Ø hose adaptor
52.732.44	10-mm (3/8") Ø female connector, engine side from year 1988 (orig. 22-13563Q3).
52.732.43	8-mm (5/16") Ø female connector, engine side from year 1988 (orig. 22-13563Q3).
52.805.57	Male connector with hose adaptor, for wheel connection

SUZUKI Fuel Fittings - 2-Stroke Engine up to 65 HP

Engine side		Tank side		On the tank	
52.392.60	Hole Ø 11 mm; hose holder Ø 9 mm	**52.392.60**	Hole Ø 11 mm; hose holder Ø 9 mm	**52.392.65**	Ø 11
52.392.60	Hole Ø 11 mm; hose holder Ø 9 mm	**52.392.61**	Hole Ø 13 mm; hoseholder Ø 10 mm	**52.395.30**	Ø 13
52.392.60	Hole Ø 11 mm; hose holder Ø 9 mm	**52.392.58***	Hole Ø 13 mm; hose holder Ø 8 mm	**52.395.30**	Ø 13
52.392.60	Hole Ø 11 mm; hose holder Ø 9 mm	**52.395.59***	Hole Ø 13 mm; hose holder Ø 8 mm	**52.395.30**	Ø 13

* *In nylon*

SUZUKI fuel couplings - 2-stroke engine up to 70/140 HP

Engine side and tank side		On the tank	
52.392.61	Hole Ø 13 mm; hose holder Ø 10 mm	**52.395.30**	Ø 13 mm
52.392.58*	Hole Ø 13 mm; hoseholder Ø 8 mm	**52.395.30**	Ø 13 mm
52.392.59*	Hole Ø 13 mm; hose holder Ø 10 mm	**52.395.30**	Ø 13 mm

* *In nylon*

Suzuki fuel fittings - 4-stroke engine up to 140 HP

Engine side		Tank side		On the tank		On the engine
52.732.20	Hose connector Ø 8 mm	**52.392.61**	Hole Ø 13 mm; hoseholder Ø 10 mm	**52.395.30**	Ø 13 mm	**52.732.30**
52.732.21	Hose holder Ø 10 mm	**52.395.58***	Hole Ø 13 mm; hose holder Ø 8 mm	**52.395.30**	Ø 13 mm	**52.732.30**
-	-	**52.395.59***	Hole Ø 13 mm; hoseholder Ø 10 mm	**52.395.30**	Ø 13 mm	**52.732.30**

* *In nylon*



Suzuki Fuel Fittings - 4-Stroke Engine over 140 HP

Engine side	Tank side		On the tank	
Free, fastening with clamp	**52.392.61**	Hole Ø 13 mm; hose holder Ø 10 mm	**52.395.30**	Ø 13 mm
Free, fastening with clamp	**52.392.58***	Hole Ø 13 mm; hoseholder Ø 8 mm	**52.395.30**	Ø 13 mm
Free, fastening with clamp	**52.392.59***	Hole Ø 13 mm; hose holder Ø 10 mm	**52.395.30**	Ø 13 mm

* *In nylon*

Tohatsu - Force - Crysler - Nissan fuel hoses

Code	Match	Description
52.392.60	A	Small female connector up to 75 HP Force/Crysler. 9-mm Ø hose adaptor.
52.392.65	A	Small male connector up to 75 HP (for tank, Ø 11) Force / Crysler
52.392.61	B	Large female connector Tohatsu. 10-mm Ø hose adaptor.
52.395.30	B	Large male connector Tohatsu
52.395.08	C	Female connector Tohatsu/Nissan up to 90 HP. 10-mm Ø hose adaptor.
52.395.09	C	Male connector Tohatsu/Nissan up to 90 HP for tank
52.395.10	D	Female connector Tohatsu/Nissan over 90 HP. 10-mm Ø hose adaptor.
52.395.20	D	Male connector Tohatsu/Nissan over 90 HP engine side
52.395.25	D	Male connector Tohatsu/Nissan over 90 HP tank side
52.805.55	-	Female connector Tohatsu engine side 394-70250-0 / 18-80417. 10-mm Ø hose adaptor.

Honda fuel hoses

Code	Description
52.392.58	Large connector 20/130 HP. Hose connection Ø 8 mm (orig. 17660 ZW9-003) tank side.
52.392.59	Large connection 20/130 HP. Hoseholder Ø 10 mm (orig. 17660 ZW9-003) tank side.
52.392.61	Large female coupling 20/130 HP. Hoseholder Ø 10 mm side tank.
52.395.30	Large male connector (up to 1990) for tank.
52.395.42	Female connector since 1991 (orig. 17660 ZV5-A00 17660-ZW9-003) tank side. 10-mm Ø hose adaptor.
52.395.44	Male connector since 1991 (orig. 16.977-ZV5-A00) for tank.
52.395.40	Engine side connector (orig. 17650-ZW9-023) square joint, 10-mm Ø hose adaptor.
52.395.41	Engine side connector (orig. 17650-ZW9-023) square joint, 8-mm Ø hose adaptor.
52.732.44	10-mm (3/8") Ø female connector, tank side (17650-ZV4-005).
52.732.43	8-mm (5/16") Ø female connector, tank side (17650-ZV4-005) and Honda old type 17650-921-003ZB up to 1991.

Plastic connector for fuel hose

Double hose connector to connect the tank to the outboard engine. Universal for Mercury, Yamaha, Suzuki, etc...

Code	D mm	L mm	ORDER BY BOX
52.732.16	10	54	5

Brass fuel connector

Double brass connector to connect the tank to the outboard engine. Universal.

Code	Ø mm	Length mm	ORDER BY BOX
52.732.14	8 (5/16")	51	6
52.732.15	10 (3/8")	51	6

Portable tanks

Portable fuel tank

In **eltex**, complete with davit with hose holder and vent cap.
They are equipped with **a reserve and a gas expansion chamber**.

Code	Capacity l	Reserve l	Level indicator	⟷ cm	kg
52.733.10	12	1	no	41x26x19	1.3
52.733.22*	22	2	**optical**, through clear strip	50x33x23	2
52.733.25	22	2	**mechanical** with dial and needle in cap (52.742.01)	50x33x23	2

* **52.742.01** *OPTIONAL mechanical level gauge*

Portable fuel tank

Made of eltex, compliant with ISO 13591.
Complete with suction pipe, hose connection, and vent cap.

Code	Capacity l	Reserve l	Level indicator	⟷ cm	kg
52.738.24	24	3	optical	46x34x23	2.1
52.738.29	29	3	optical	51x36x23	2.5

52.742.01 *OPTIONAL mechanical level gauge*

Spare plug without level indicator for fixed tanks

Code **52.744.01**
Spare cap without level indicator for models: 52.033.01; 52.033.02; 52.033.03; 52.033.04; 52.033.05; 52.033.06; 52.033.07; 52.033.08

Spare plug without level indicator for portable tanks

Code **52.743.01**
Spare plug without level indicator for 52.733.10; 52.733.22

Plug fitted with mechanical level indicator

Code **52.742.01**
Plug fitted with mechanical level indicator and hand for items 52.733.22, 52.738.24/29.

Fuel tanks and accessories

Orange Eltex CE type-approved gasoline and diesel tank, fixed version

Includes main unit system, plug, vent, drain plug, made-ready for fuel level systems (mechanical levels models 52.037.00 may be used, or electrical levels that are similar to our model 27.160.00 or others, or also axial floaters models 27160/150/161/151 with 5 hole universal flange.

Code	Width cm	Length cm	Height cm	Capacity l	Max float cm
52.033.01	35	50	30+3	42	28
52.033.02	35	65	30+3	55	28
52.033.03	35	80	30+3	70	28
52.033.04	35	50	23+3	33	20
52.033.05	35	65	23+3	43	20
52.033.06	35	80	23+3	53	20
52.033.07	30	66	41+3	62	38
52.033.08	30	91	41+3	91	38
52.033.09	41	66	30+3	62	28
52.033.10	41	91	30+3	91	28
52.033.21	40	80	28+3	70	25
52.033.22	40	95	28+3	84	25
52.033.23	40	110	28+3	96	25
52.033.24	40	80	40+3	102	38
52.033.25	40	95	40+3	120	38
52.033.26	40	110	40+3	140	38



Inspection hatch

Fitted with plug vent, drain plug and 12-mm Ø hose adaptor.
17-19-mm Ø vent. Blind flange for meters.

Code	For	Hose adaptor mm	Plug
52.740.00	**52.033.XX**	8	3/8"

Inspection trapdoor for diesel tanks

Regulate according to ISO 21487.
Material nylon PA6. Complete with seal.

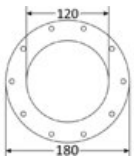

Code	Bore Ø mm	External Ø mm	
52.035.00	120	180	209

Mechanical level indicator

Code	For tanks with height mm	Suitable for tanks
52.037.00	H30	52.033.01; 52.033.02; 52.033.03; 52.033.09; 52.033.10
52.037.01	H23	52.033.04; 52.033.05; 52.033.06
52.037.02	H28	52.033.21; 52.033.22; 52.033.23
52.037.03	H40/41	52.033.07; 52.033.08; 52.033.24; 52.033.25; 52.033.26

Mechanical fuel gauge

Complete with gasket and screws for installation.
Ø outer flange 66.5 mm.

Code	Float rod length mm
52.742.04	220
52.742.03	265
52.742.02	285
52.742.05	370

Cap for flange

Code **52.746.00**
For tanks fitted with international 5-hole flange.

FKM gasket for 5-hole flange

Code **52.746.01**
For tanks fitted with international 5-hole flange. To be used with plug 52.746.00.

Mounting flange for level sensors from S5 to S3



Code **52.746.10**
Useful to install S3 thread sensors on tanks ready to fit 5-bore flange (S5).

Universal outlet kit

It includes No 1 straight threaded joint + No 1 38-50-60-mm Ø 90° threaded elbow + No 2 seals.

Code	Suitable for tanks
52.036.00	52.033.../52.730..../52.731..../52.732.../52.733...

Four bracket set

Code	Description
52.038.04	Made of **plastic**, includes 2.4-m **polypropylene** straps + tank locking buckle, fenders and others, **universal** model.

Anti-smell filter

Active carbon filter for fuel tank draining.

Code	Description	Hose adaptor mm	⟷ mm
50.136.00	complete filter	16	110 x 120
50.136.02	spare filtering element	-	-

Additional brass suction pipe for fuel tanks petrol / diesel

Davit for tanks 52.035.xx, 52.036.xx and similar. Female thread 3/8".
Maximum length 550 mm and can be cut to size.

Code	Description
52.035.95	With 3/8" male thread
52.035.96	3 pivoting o-rings. For tanks fitted with 1/2" male suction outlet.

Crosslinked polyethylene fuel tanks for petrol

OSCULATI

CE Made in compliance with ISO 21487. RINA CE certified. Fitted with brass tap plug, float protection and shock-absorbing floating protection where necessary.

Code	Capacity l	Fuel	⟷ mm	Max length for float cm	Vent Ø mm	Inlet plug Ø mm	Tap plug Ø inches
52.035.09	62	petrol	660x535x245 (+60) h	25	16 built-in	38-50	90° elbow, 3/8" female thread + preset for 2nd tap plug
52.035.10	90	petrol	1060x535x221 (+43) h	20	16 built-in	38-50	90° elbow, 3/8" female thread
52.035.11	116	petrol	1360x535x221 (+43) h	20	16 built-in	38-50	90° elbow, 3/8" female thread
52.035.01	142	petrol	1150x470x300 (+83) h	26	16 hose adaptor	38-50	90° elbow, 3/8" female thread + preset for 2nd tap plug
52.035.03	189	petrol	900x850x340 (+55) h	26	16 hose adaptor	38-50	90° elbow, 3/8" female thread + preset for 2nd tap plug
52.035.04	239	petrol	1200x640x370 (+50) h	30	18/16 built-in	38-50	90° elbow, 3/8" female thread + preset for 2nd tap plug
52.035.05	206	petrol	1100x1000x265 (+60) h	17	16 hose adaptor	38-50	90° elbow, 3/8" female thread + preset for 2nd tap plug
52.035.06	198	petrol	1200x640x310 (+50) h	25	18/16 built-in	38-50	90° elbow, 3/8" female thread + preset for 2nd tap plug
52.035.07	353	petrol / diesel	1000x870x581 (+43) h	49	16 built-in	38-50	90° elbow, 3/8" female thread + preset for 2nd tap plug
52.036.05	347	petrol	1450x930x335 (+50) h	28	19 built-in	38	90° elbow, 3/8" female thread + preset for 2nd tap plug
52.039.08	315	petrol / diesel	1340x660x450 (+50) h	41	19 built-in	38-50	90° elbow, 3/8" female thread + preset for 2nd tap plug

52.035.96 *Additional tap plug OPTIONAL*

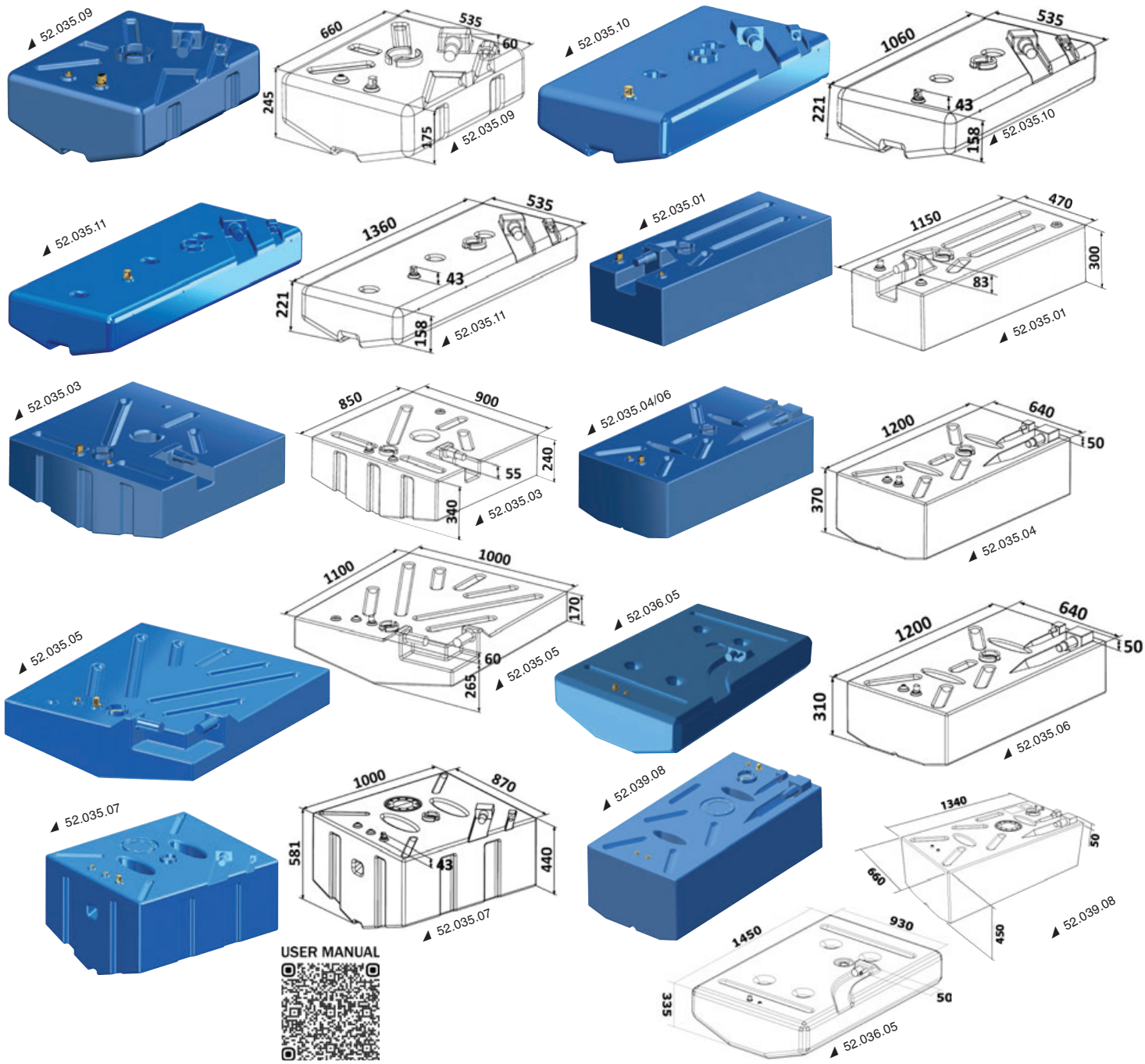

Crosslinked polyethylene fuel tanks for petrol

OSCULATI

CE Made in compliance with ISO 21487. RINA CE certified. Fitted with brass tap plug, float protection and shock-absorbing floating protection where necessary.

Code	Capa-cityl	Fuel	⟷ mm	Max length for float cm	Vent Ø mm	Inlet plug Ø mm	Tap plug Ø inches
52.036.03	58	petrol	450x600x265 (+43) h	21	16 built-in	38	90° elbow, 3/8" female thread + preset for 2nd tap plug
52.036.06	69	petrol	450x300x600 (+64) h	54	16 built-in	38	90° elbow, 3/8" female thread + preset for 2nd tap plug
52.036.08	99	petrol	955x625x235 (+45) h	15	16 built-in	38-50	90° elbow, 3/8" female thread + preset for 2nd tap plug
52.036.10	116	petrol	970x680x285 (+60) h	20	16 built-in	38-50	90° elbow, 3/8" female thread + preset for 2nd tap plug
52.036.13	120	petrol	1070x572x257(+43) h	23	16 built-in	38	90° elbow, 3/8" female thread + preset for 2nd tap plug
52.036.01	134	petrol	810x625x315 (+48) h	30	16 built-in	38-50	90° elbow, 3/8" female thread + preset for 2nd tap plug
52.036.02	180	petrol	1500x700x251 (+43) h	20	16 built-in	38-50	90° elbow, 3/8" female thread + preset for 2nd tap plug

52.035.95/96 *Additional tap plug OPTIONAL*

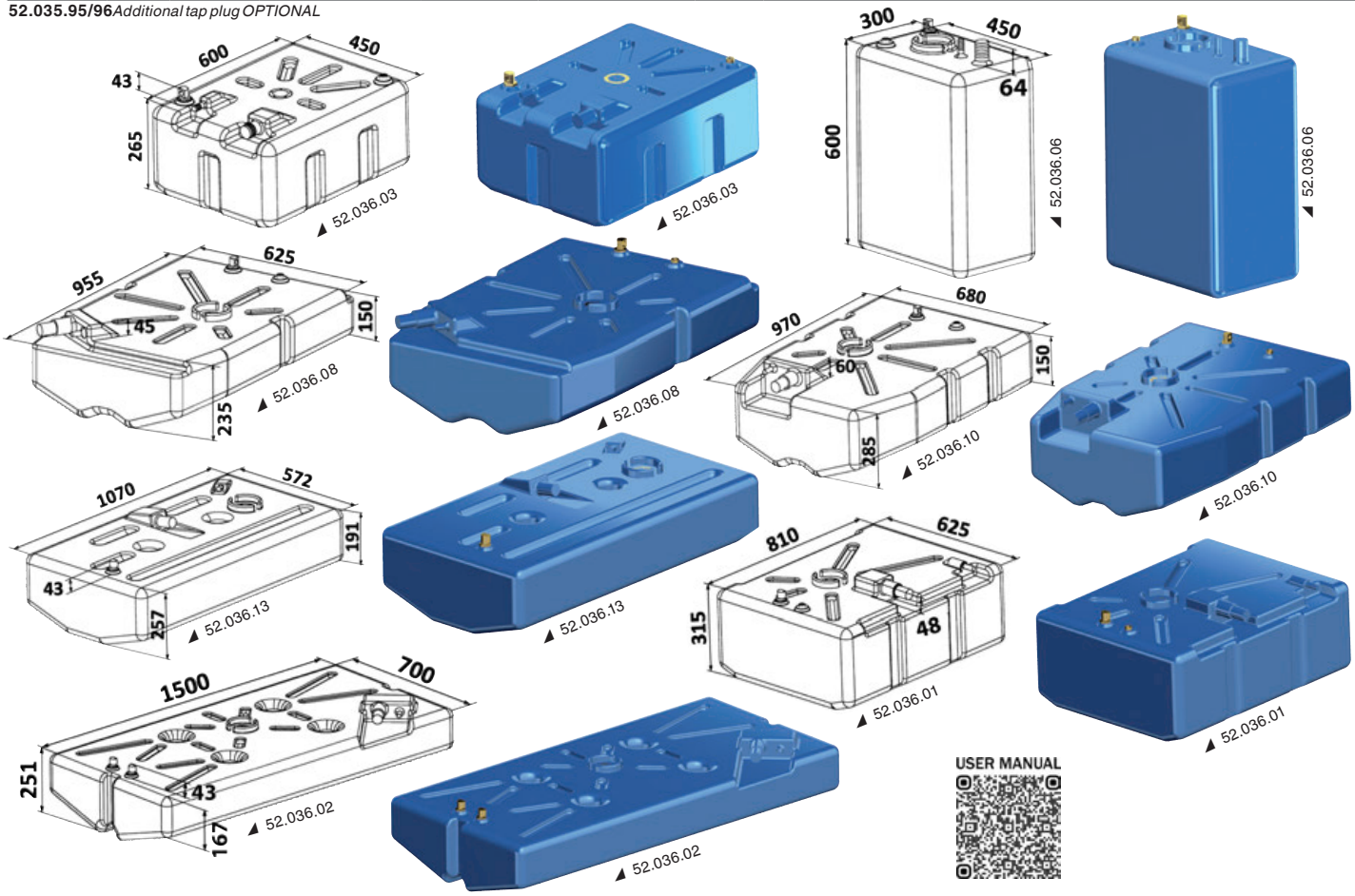

Fuel tanks

Made of **crosslinked polyethylene** type-tested for petrol. Made in compliance with ISO 21487 standards, **RINA CE certified. Equipped with European VDO** 10-180 Ω **level indicators**, already installed and tested.

Code	Capacity l	Plan mm	Height mm	Vent mm	Load mm	Outlet mm	Version
52.032.03	40	806x286	258+40 (nozzle)	16	39	8/10 (2)	-
52.032.17	270	1100x685	395	16	39	10	under dunnage
52.032.18	370	1300x930	390	16	50	10 (4)	under dunnage
52.032.19	336	1250x600	500	3/8"	50	10 (4)	-
52.032.20	450	1500x880	380	16	39	10 (4)	-
52.032.24	767	1600x1190	520	3/8"	50	10 (2)	under dunnage

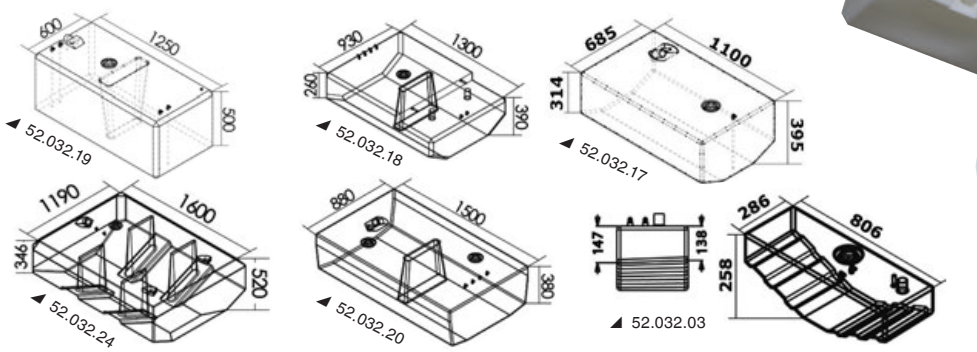

Fuel tank made of cross-linked polyethylene

Manufactured according to ISO 21487. RINA - CE certificates. Complete with swivelling brass davit.
Protected flange with 5 holes type VDO for floating installation (see 27.160.xx; 27.161.xx; 27.165.xx).

Code	Capacity l	Fuel	⟷ mm	Max length for float cm	B - Filler cap Ø mm	F - Preparation for suction pipe	G - adjustable float
52.040.01	164	Petrol + Diesel	700x500x600+84 (h)	55	38/50	With 1/2" closed cap	F 3/8" GAS
52.040.02	248	Petrol + Diesel	1000x500x600+84 (h)	55	38/50	With 1/2" closed cap	F 3/8" GAS
52.040.03	336	Petrol + Diesel	1400x500x600+84 (h)	55	38/50	With 1/2" closed cap	F 3/8" GAS

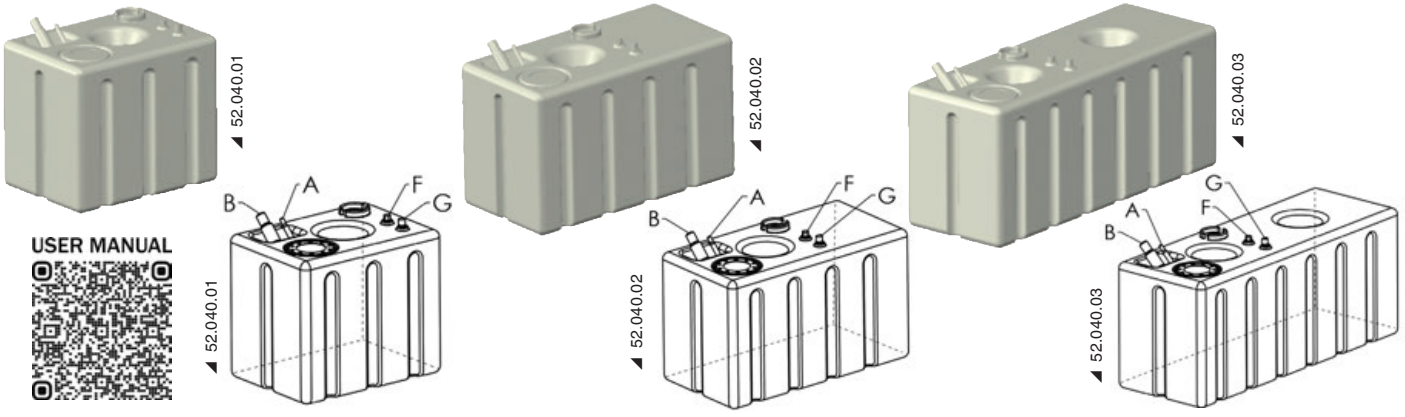

Fuel tanks

In **cross-linked polyethylene** approved for gasoline, manufactured according to ISO 21487, **RINA CE certified. Complete level sensors** 10-180 Ω already installed and tested.

Code	Capacity l	Plan mm	Height mm	Vent mm	Load mm	Outlet mm	Version
52.032.14	207	980x580	440	16	39	10 (2)	-
52.032.16	271	1300x560	383	16	39	10 (2)	under dunnage
52.032.23	555	2100x1000	300	16	50	10 (4)	-

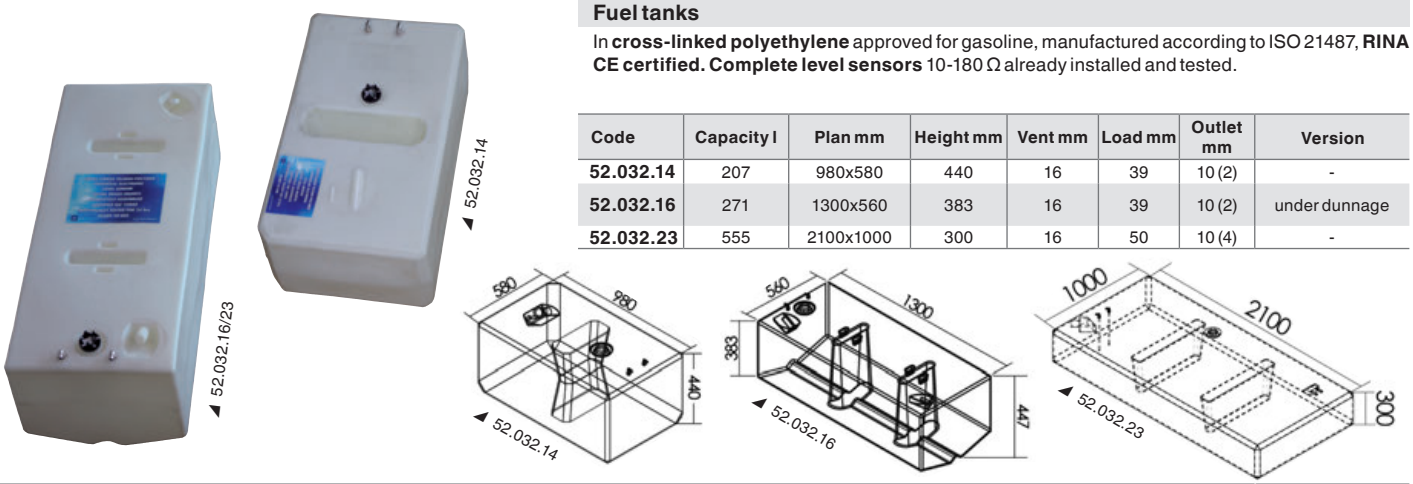

Fuel tanks

In **stainless steel** compliant with **RINA and CE** standards, complete with centralized hatch with loading cap, hose connection for discharge, vent, preparation for fuel level via international standard flange with 5 holes (can use either mechanical level 52.037.00, or any type of electrical level). Complete with a second hole, already threaded, for possible DIESEL return (just screw on the hose connection)

Code	Width cm	Length cm	Capacity l	Height cm (tank + fitting)	Max float cm
52.732.35	35	50	35	20 + 5	18
52.732.45	35	70	49	20 + 5	18
52.732.60	35	90	63	20 + 5	18
52.733.49	35	50	49	28 + 5	26
52.733.69	35	70	69	28 + 5	26
52.733.89	35	90	89	28 + 5	26
52.733.60	40	60	67	28 + 5	26
52.733.80	40	80	89	28 + 5	26
52.733.11	40	100	112	28 + 5	26
52.733.12	40	120	144	30 + 5	28
52.733.13	40	150	180	30 + 5	28
52.733.14	40	70	145	52 + 5	50
52.733.15	40	80	214	67 + 5	65
52.731.16	32	30	16	17 + 5	15
52.731.27	32	50	27	17 + 5	15
52.731.32	32	60	32	17 + 5	15
52.730.40	30	40	30	25 + 5	23
52.730.50	30	50	37	25 + 5	23
52.730.60	30	60	45	25 + 5	23

Customizable tank sizes available upon request.

52.117.00

Universal ground plate for fuel tanks

Made of **porous bronze**, designed for fuel tanks, essential for unloading static electricity that may spark off into the fuel causing an explosion during re-fuelling.

Code	Ø mm
52.117.00	55

Outboard washing caps

Motor Flusher "A"

OSCULATI

Code	Description
52.749.00	With universal snap-on gardening type connector, for all OMC and Mercury stern drives, for all outboard engines 2 or 4 stroke up to 300 HP with water intake at the foot.
52.749.01	With universal snap-on connection for gardening. Suitable for sterndrive groups of Volvo Penta.

Motor Flusher "B"

OSCULATI

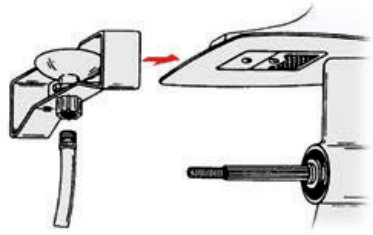

Code	Description
52.749.02	Motor Fluscher "B". Designed for washing outboard engines (i.e. Mercury/ Mariner 6/8/9,9/15 HP, Suziki 20/65 HP), equipped with water plug **under the propeller racing fin**.

MAX-FLO Earmuff universal outboard motor flusher

Code **52.750.00**
Fitted with **rectangular** sunction pads, also suitable for the latest Yamaha models with long gaps.

Universal Earmuff Outboard Motor Flusher

Code **52.749.06**
With oval covers, also suitable for motor legs with large cooling slots. Equipped with snap connection for fresh water hose.

Universal Earmuff inboard motor flusher

Code **52.749.04**
Professional model fitted with water inflows in both sizes.

VOLVO Earmuff inboard motor flusher

Code **52.749.05**
Includes elastic fastening strap.

Motor flusher for Mercury / Mercruiser

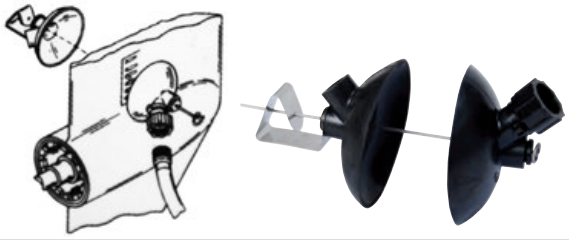

Code **52.749.07**
To wash all Mercury and Mercruiser BRAVO engines, with snap adapter. Original ref. 44357Q-2.

Universal flusher for inboard motor

The **rubber** suction pad is fitted over the thru-hull scoop strainer, making a ground lever with a telescopic pipe made of **aluminium**; the water pipe is snapped onto the universal garden-type joint.

Code	length	cap Ø mm
52.752.01	adjustable from mm 460 to mm 770	140
52.752.02	adjustable from mm 690 to mm 1210	140

Universal flushing muffs for inboard engines

It is positioned above the sea intake, to which it is attached using a "T" pin that fits into the slots of the sea intake.
Equipped with a 3/4" BSP fitting to which a snap hose connector 36.189.04 can be screwed.
Universal for sea cocks from 3/8" to 2".

OSCULATI

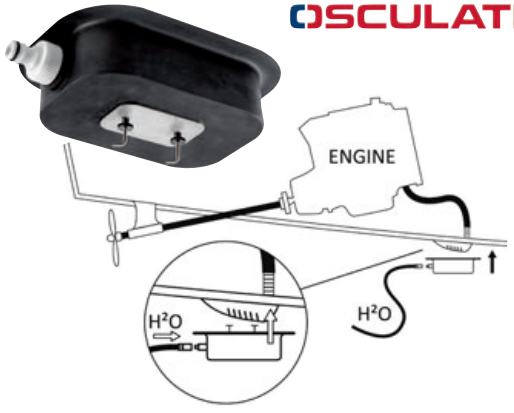

Code	⟷ mm
52.749.20	160x97

Motor Flusher “C”

Code **52.749.03**
Designed for washing outboard engines Mercury/Mariner 4/5HP, made of **turned brass**.

OSCULATI

Motor flusher D

Washing system for outboard engines equipped with threaded connector. The system consists in a special threaded valve + snap fitting 36.189.02 The valve can be permanently installed on the outboard engine.
The valve can be permanently installed on the outboard.

Code	Description
52.749.10	Kit for Johnson / Evinrude
52.749.11	Kit for Mercury / Yamaha and all others



Accessories and spare parts for outboard

OSCULATI

Manual siphon pump

This siphon pump easily transfers any liquid (water, diesel, petrol, etc.) from a container to another preventing dirt and fatigue.
Place the pump into the container with the liquid and the end of its hose into the transfer container; take care to place the second container at a slightly lower level.
By ensuring that the second container is placed at a slightly lower level than the first, it will be sufficient to stir the pump in the liquid to allow it to rise up to the goose neck of the tube, at which point it will activate the transfer by “falling” into the receiving container.
To stop the flow, it will be sufficient to remove the pump from the liquid.
Made of copper and complete with 1.7 m of tubing. Does not require electricity, fast, safe, and clean.

Code	Net passage mm	Tube Ø mm	Flow l/min
52.739.00	14	15	10
52.739.01	18	19	15

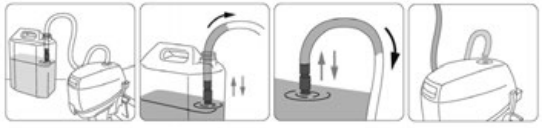

OSCULATI

Blue Bag thermo-welded water-proof engine cover

Designed to protect the foot of the **outboard motor** or **stern drive** from marine vegetation (silt, dog's teeth, coral, and other species) and from galvanic currents.
The foot cover can also be used as a container for the **freshwater rinse of the cooling circuit**, without airing the boat.
Assembly/disassembly takes only a few moments and the robust fabric with double PVC coating ensures a long product lifespan.
Version with **front recess** that allows for a better fit on the foot.

Code	For engines
52.757.01	Up to 80 HP outboard
52.757.02	Over 80 HP outboard + sterndrive units
52.757.03	Over 250 HP outboard + sterndrive units

OCEANSOUTH

52.958.01/05

52.958.06

New **Oceansouth Propeller Protection**

Made of high-resistance, UV-resistant polyester.
Padded with 6-mm polyurethane foam, reinforced seams and snap button fastening.
Sturdy handle and non-slip interior to ensure ease and stability during transport.
High-visibility color for increased safety during towing.

Code	Ø mm
52.958.01	200
52.958.02	260
52.958.03	320
52.958.04	360
52.958.05	410
52.958.06	435 (double/twin)

EasyTroller Trolling plate

Exclusive made-in-USA system that slows boats to ideal trolling speed, even as slow as 1 knot. The patented spring hinge design flexes upward to prevent damage to the trolling plate under accidental acceleration. It mounts directly to the cavitation plate of your outboard or outdrive. When lifted during planing, it snaps into position by simply pulling its cable.

Code	Material	Plate width cm	For engines HP
52.280.00	Marine anodized aluminium and SS	36.38	50/300

Hydroboat stabiliser

Designed to prevent cavitation, reduce fuel consumption, improve stability and handling. Made of high-resistance technopolymer. Easily installed on the anti-cavitation plate.



Code	For outboard up to	⟷ mm
52.212.01	50 HP	194x174
52.212.02	200 HP	264x216

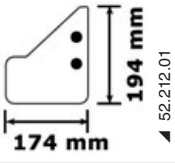

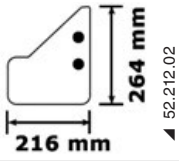

HYDROBOAT EVO stabilizers/centre pieces

Made of high-strength technological copolymer, this stabilizer has a new hydrodynamic profile generating the least drag.
They make glide mush easier, prevent cavitation, promote optimum horizontal seating, make the steering wheel more responsive and reduce fuel consumption. Universal for any outboard engines.

Code	For engines HP	⟷ mm
52.211.01	40-235	380x205

Hydrofoil STINGRAY Classic 2

Plastic stabilizer, it doesn't generate friction with water.
Advantages:
- Up to -50% gliding time.
- Reduced bow angle since the outboard engine increases the upward thrust on the stabilizer.
- No pitching.
- No cavitation.
- Stabilization of the boat during navigation.
- Reduced fuel consumption.
- Universal for all outboard engines.

Code	Initials	Colour	For engines HP
52.213.01	JR2-1	Black	9.9/40
52.213.04	SR2-1	Black	40/300

STINGRAY AIRO hydrofoil, screw mounting

New-generation stabilizer featuring the latest evolution of this kind of products. Designed for vessels and dinghies up to 6 m.

Code	Initials	Colour	For engines HP
52.213.35	AIRO-1	Black	4/350

Hydrofoil STING RAY Starfire - Screwless mounting

Plastic stabilizer, it doesn't generate friction with water.
Advantages:
- Up to -50% gliding time.
- Reduced bow angle since the outboard engine increases the upward thrust on the stabilizer.
- No pitching.
- No cavitation.
- Stabilization of the boat during navigation.
- Reduced fuel consumption.
- Universal for all outboard engines.

Code	Initials	Colour	For engines HP
52.213.11	Starfire-1	Black	40/300
52.213.13	Starfire-3	grey	40/300

Hydrofoil STRING RAY XR4 Senior

Stabilizer / Lift device designed to generate maximum lift and ensure a safe and comfortable ride.
Constructed from plastic material that reduces friction in water:
Advantages:
- Reduces the time to reach planing speed.
- Allows the boat to plane at a lower speed.
- Reduces the bow angle as the outboard increases the upward thrust on the stabilizer.
- Eliminates / reduces pitching.
- Eliminates / reduces cavitation.

Stabilize the vessel while navigating.
- Reduced fuel consumption.
- Scratch-resistant graphics that do not fade.
- Recommended for towing skiers, dinghies, etc.
- Universal for all types of outboard engines.

Code	Initials	Colour	For engines HP
52.213.41	SR-XR4-1	Black	40/300
52.213.43	SR-XR4-3	grey	40/300



OUTBOARD ENGINE SPARE PARTS: JOHNSON/EVINRUDE

Original number	Thruster split pin	Thruster plugs	⟷ mm	HP
302804 - 2.5x25	**52.310.02**	-	-	3 spinner - 9.5/15 nut
305296 - 3.2x32	**52.310.03**	-	-	6 spinner
306394 - 3.2x36	**52.310.04**	-	-	18/40 spinner
307949	-	**52.200.00**	Ø 4.7 x 35	6/25
313693 - 2.5x45	**52.310.01**	-	-	2/4 spinner
314502 - 4x25	**52.310.05**	-	-	50/140 nut
324690	-	**52.101.00**	Ø 4.7 x 33	4.5/7.5



Cable

Made of **special nylon** used for ignition.

Code	Ø mm	Roll m
52.049.03	For F.B. - 3	100
52.049.04	For outboards - 4	100
52.049.05	For outboards - 5	100
52.049.06	For outboards - 6	100
52.049.35	For F.B. - 3.5	100

Standard starting handle

Code	Description	Compatible for item
52.049.01	universal ignition handle	**52.049.03; 52.049.04; 52.049.05; 52.049.06; 52.049.35**

Universal spark plug cap

Code **52.575.00**

Suitable for all engines (OMC 580339)

Spare wing nut pair

Suitable for Yamaha outboard engines, made of **aluminium**, includes mounting pin.

Code	ORDER BY BOX
52.748.00	2

Spare wing nut for outboard engines Johnson / Evinrude

Made of **black anodized aluminium**; can replace the original plastic ones that have a limited use; include **stainless steel** pin for the installation (ref. OMC A-391421)

Code	ORDER BY BOX
52.747.00	2

Spare wing nut for outboard engines Johnson / Evinrude

Made of **black anodized aluminium**; include **stainless steel** pin for the installation (ref. OMC 398001).



Code	ORDER BY BOX
52.747.01	2

Starting key

Code	Position	Terminals	Description
52.965.00	4 (ACC - OFF - IGN - START)	7	With pressure starter, very versatile, same as General MP4108
52.965.01	3 (OFF - IGN - START)	6	With pressure starter, with no accessory position, same as General 3976, Johson/Evinrude 333931/390133/390129/388175
52.966.00	3 (OFF - IGN - START)	6	With pressure starter, 6 wired cables, same as General 41072, for Mercury

◢ 52.965.00/01

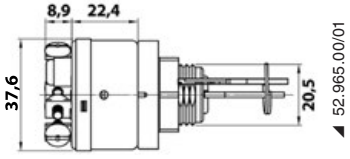

◢ 52.965.00/01

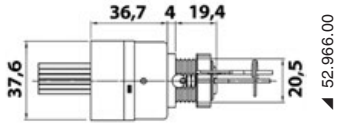

◢ 52.966.00

◢ 52.966.00

Impellers for outboard engines CEF MARINE

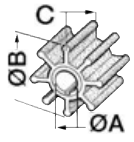

For outboard engines Tohatsu

Code	Original reference	Manufacturer's code	HP (2 strokes)	HP (4 strokes)	Picture	Insert	Ø A mm	Ø B mm	C mm	Blades
52.315.00	369-65021-1/M	377	4/5	4/5/6			10.25	33.60	14.2	6
52.344.00	3B2-65021-1/M	344	6/8/9.8	4/5/6			12	40	18	6
52.383.00	334-65021-0/M	383	9.9/15/18	9.9/15/18			13.97	40.8	23.4	8
52.382.00	345-65021-0/M; 3R0-650-210M	382	25/30/40	25/30		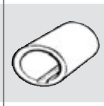	17.2	44.25	20.25	6
52.379.00	3C8-65021-2/M	379	40/50/70/90	-			17.2	50.4	20.2	6
52.388.00	3C7-65021-1/3B7-65021-2	388	60/70/90/115/140	-		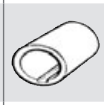	20.3	65.75	35.2	6
52.313.00	309-65021-1/M	396	2.5/3.5/4.5	-			12	41	14	6

Impellers for outboard engines Mercury/Mariner

Code	Original reference	Manufacturer's code	HP (2 strokes)	HP (4 strokes)	Accessories	Picture	Insert	Ø A mm	Ø B mm	C mm	Blades
52.313.00	47-95289/2	396	2.5/3/3.3	-	-			12	41	14	6
52.314.00	47-68988/89980	314	3,5/3,6/4/7,5/9,9 since 1980	-	-			11	32	14.35	6
52.320.01	47-659.57/89981	310	4/4.5/7.5/8/9.8/10	-	-			11.6	32	14.4	6
52.315.00	47-16154-3 47-16154-B	377	3,3/4/5/6 since 1989	4/5/6/25	-			10.25	33.6	14.2	6
52.400.01	47-96305M	325	4/5	-	-			11	40	12.6	6
52.400.03	47-95611M	321	8/15	-	-			14	40	22	6
52.320.00	47-22748	309	6/9.8	-	-			11.6	32	14.4	6
52.318.00	47-42038	318	6/8/10/15	9.9/15	-			13	58.8	11.7	6
52.320.02	47659.58/89982	311	20 (30 2 cycle)	-	G			15.95	51.2	19.05	6
52.320.05	47-85089-1 47-85089-3	315	18/20 (96) 20/25/30/40	25/30/40	-			16	73	12.6	6
52.320.03	47-20268 47-65959; 47-89983T	312	30/35/50/60/65/70 (3 cil.) 40/125 (4 cil.)	-	-			19.13	51.8	19	6
52.378.00	47-19453T	378	-	40/60	-			19.25	78.2	25.15	6
52.320.04	47-65960 47-89984 47-89984T4 47-30221 47-803631T 47-F694065	313	65/225+EFI+Optimax	-	G			22.3	60	33.8	6
52.400.11	47-898689	371	-	225	-			22.4	89	31	6
52.301.00	47-43026T2 47-43-0262Q02 47-43026-2 47-11590M	301	40/300 HP+Optimax +Alpha 50/275	from 40 to 275 HP	-			22.4	89	32.5	6
52.300.27	47-888689	370	20/25 HP 1978/1984	-	C			15.94	51.2	19.05	6
52.400.04	47-84797/M	326	20C/25D/30A	-	-			16.15	69.5	12.72	6
52.344.00	47-436065-2	344	6/8/9.8	4/5/6	-			12	40	18	6

Accessories: G: gasket; C: key.

Impellers for outboard engines Yamaha/Mariner

Code	Original reference	Manufacturer's code	HP (2 strokes)	HP (4 strokes)	Accessories	Picture	Insert	Ø A mm	Ø B mm	C mm	Blades
52.400.10	646-44352-01	324	2	-	-			11.15	47.5	13.7	6
52.322.00	6L5-44352-00	322	3	2.5	-			10	36	14.5	6
52.400.01	6E0/44352-00	325	4/5	4	-			11	40	12.6	6
52.400.03	662-44352-01-00	321	6/8	-	-			14	40	22	6
52.400.00	6G1-44352-00	302	6/8	-	-			11.9	40	18	6
52.368.00	68T-44352-00	368	-	6/8	-			11.6	53	14	6
52.400.02	682-44352-01/00	320	9.9/15	8/9.9	-			13	40	22	6
52.363.00	63V-44352-01	363	9.9/15	8/9.9/15/20	-			12.85	53	14	6
52.400.04	689-44352-02	326	25/30	-	-			16.15	69.5	12.72	6
52.400.08	6L2-44352-00	384	20D/25	-	-			13.97	51.2	19.05	6
52.400.09	6H4-44352-02/00	385	25/30/40/50	25/30/40	G			16.1	51.2	19.05	6
52.352.00	6F5-44352-00	352	40 (90/97)	-	-			15.8	69.7	22.3	6
52.400.05	6H3-44352-00; 69-44352-00	316	40/50/55/60/70	40/50/60	-			18.05	51.8	19	6
52.400.07	688-44352-03	323	60/75/80/85/90	-	-			20.1	58	30	6
52.364.00	67F-44352-00	364	80/100	75/80/90/100/180	-			20	58.2	34.7	6
52.400.11	6E5-44352-00/01	371	115/300	115/300	-			22.4	89	31	6
52.400.12	6AW-44352-00	500389N	-	300/350	-			24.6	89	36	6

Accessories: G: gasket.

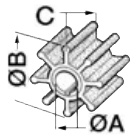

Impellers for outboard engines Johnson/Evinrude

Code	Original reference	Manufacturer's code	HP (2 strokes)	HP (4 strokes)	Accessories	Picture	Insert	Ø A mm	Ø B mm	C mm	Blades
52.313.00	114812	396	2/2.3/3/3.3	-	-			12	41	14	6
52.300.09	387361	358	1.5/6	-	-			10.94	38.4	17.8	6
52.300.08	389576/436137	354	4/7	4/5/6 (foot USA)	G			11.2	38.4	17.9	6
52.300.25	386084	355	8/9.9/15 1980	8/9,9/15 (foot USA)	-			12.75	38.4	17.8	6
52.300.26	388702	357	25/35 from 1977 to 1986	-	G			15.95	51.2	19.05	6
52.300.29	389589	345	40/60	-	-			16.04	69.2	22.25	6
52.300.31	389642	305	V4/V6	Sea Drive	N			22.3	89	31.9	6
52.352.00	6F5-44352-00	352	40 (90/97)	-	-			15.8	69.7	22.3	6
52.367.00	17461-94511-94510-90J01-90J00	367	115/200	90/115/140	N			24.4	86	31.7	6
52.300.10	277181/434424	350	3/4/5/5.5/6	-	-			10.93	69	12.72	6
52.300.19	17461-93902	329	DT9,9/.15	9,9/15(foot Suziki)	-			13.2	39.3	22	6
52.300.20	375638/775518	351	10/15/18/20/25 up to 1978	-	-			12.75	69	12.72	6
52.362.00	5031417; 5031744	362	DT20/25/30/40VE	DT20/DT30/ DT40/DT50	G			17.1	67	16.5	6
52.365.00	17461-87E00;17461-87E10; 17461-87E11	365	DT90/DT100	60/70	-			22.2	78.3	26	6
52.353.00	390286	353	40/70	-	-			17.5	51.2	19.05	6
52.336.00	17461-98501/98502/98503	336	DT2/2,2/4/5/6/8	4/5 (foot Suziki)	-			10	41	14	6
52.300.27	395289; 385289; 5009588	370	20/25/35 since 1978/91	-	C			15.94	51.2	19.05	6

Code	Original reference	Manufacturer's code	HP (2 strokes)	HP (4 strokes)	Accessories	Picture	Insert	Ø A mm	Ø B mm	C mm	Blades
52.300.28	432941	372	25 (737) 40/50	-	NC			19.15	91.3	25.4	3
52.300.34	396725 432954 437080	303	60/70/75 (since 1989)	-	NBK			19.15	91.5	25.4	6
52.300.35	438592-437059	373	40/70 since 1995	-	C			19.15	91.3	25.4	3
52.300.32	396809 777214	346	40/50 1986/88	-	C			16.04	70	22.3	6
52.300.33	395864-435748 397131/435821 5001593	308	V4/V6	Sea Drive	CR			22.41	89	32.03	6

Accessories: G: gasket; C: key; NC: nylon bush + key; NBK: nylon bush + black key; N: nylon bush; CR: key and O ring.

For outboard engines Suzuki

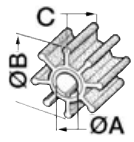

Code	Original reference	Manufac-turer's code	HP (2 strokes)	HP (4 strokes)	Accesso-ries	Picture	Insert	Ø A mm	Ø B mm	C mm	Blades
52.336.00	17461-98501/98502/98503	336	DT2/2,2/4/5/6/8	04-06	-			10	41	14	6
52.300.18	17461-93901; 17461-92D02; 17461-93903	319	8/9.9	-	-			12.2	42	20	6
52.300.19	17461-93902	329	DT9,9/.15	DF9,9/15	-			13.2	39.3	22	6
52.362.00	17461-96301-96311-96312	362	DT20/25/30/40VE	DT20/DT30/DT40/DT50	G			17.1	67	16.5	6
52.361.00	17461-94700-94701	361	DT40VZ-QD/50C-D-QD/60QD/65QZ-YD	-	-			17.1	67	19	6
52.360.00	17461-95501-95300	360	DT50VE/60YE/75VE/85Y-YZ-QD	-	-			20	67.5	19	6
52.365.00	17461-87E00;17461-87E10; 17461-87E11	365	DT90/DT100	DF60/70	-			22.2	78.3	26	6
52.369.00	17461-93J00	393	-	200/225/250	-			24.3	87	39	5
52.320.03	17461-95201	312	DT55/65 (1985/95)	-	-			19.13	51.8	19	6
52.367.00	17461-94511-94510-90J01-90J00	367	115/200	90/140	N		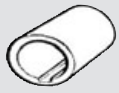	24.4	86	31.7	6

Accessories: G: gasket; N: nylon bush.

For outboard engines Selva

Code	Original reference	Manufacturer's code	HP (2 strokes)	HP (4 strokes)	Accessories	Picture	Insert	Ø A mm	Ø B mm	C mm	Blades
52.419.95	8095040	376	3.3/4	2.5	-			12.2	48.5	15	6
52.419.96	8095010	375	4/5/6	4/5/6	-			12.2	43	12	6
52.420.01	8095020	387	5/6/8/9.9/15	8/9.9	-			13.2	48	15	6
52.420.02	8095050	386	15/20/25/30	-	-			15.2	53	20.5	6
52.420.03	8095060	304	50/40xs; 60/40xs; 70/40 xs; 70/80/90/100	-	-			18.2	58.6	22.5	8
52.400.01	6EO-44352-00	325	-	4	-			11	40	12.6	6
52.363.00	63V-44352-01	363	9.9/15	9,9/15/20/115/115XSR	-			12.85	53	14	6
52.400.09	6H4-44352-02	385	25J/25Q/30D/40H/50D	25/40	G			16.1	51.2	19.05	6
52.400.05	6H3-44352-00	316	25B/60/70	40XS	-			18.05	51.8	19	6
52.400.11	6E5-44352-01	371	from 115 to 300 HP	150/200/225/250	-			22.4	89	31	6
52.368.00	68T-44352-00/01	368	-	8/9.9	-			11.6	53	14	6
52.364.00	67F-44352-00	364	80/100	80XS/100	-		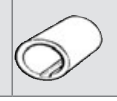	20	58.2	34.7	6

Accessories: G: gasket.

PARSUN outboard engine impeller

Code	Original reference	Manufacturer's code	HP (2 strokes)	HP (4 strokes)	Accessories	Picture	Insert	Ø A mm	Ø B mm	C mm	Blades
52.322.00	6L5-44352-00; F2-6-030000100	322	3	2.6	-			10	36	14.5	6
52.400.01	6E0/44352-00; F4-03060000	325	-	4/5	-			11	40	12.6	6
52.363.00	F15-06050000	363	9.9/15	9.9/15	-			12.85	53	14	6
52.400.09	F25-04-040000	385	-	20/25	G			16.1	51.2	19.05	6
52.315.00	T5-03000300	377	-	4/5/6/25	-			10.25	33.6	14.2	6
52.344.00	F8-04000200	344	-	4/5/6	-		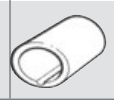	12	40	18	6

For outboard engines Honda

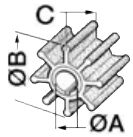

Code	Original reference	Manufacturer's code	HP (2 strokes)	HP (4 strokes)	Accessories	Picture	Insert	Ø A mm	Ø B mm	C mm	Blades
52.326.00	19210-ZV4-013	328	-	9,9/15 AH/AK/AM/AN	-			13.15	41	28.55	6
52.327.00	19210-881-003; 19210-881-A02	327	-	5/6/7.5/8	-			13.15	41	23	8
52.337.00	19210-ZW1-B02/ B04	337	-	75/90/115/130/135/150 by End 1998	-			23.35	87.8	31	8
52.328.00	19210-ZV4-651	343	-	9.9/15	-			14.1	41	28.55	6
52.339.00	19210-ZV7-003	339	-	20/25/30	-			17.2	55.75	20.2	6
52.338.00	19210-ZW5-003	338	-	35/40/45/50	-			17.25	55.75	20.2	6
52.340.00	19210-ZY3-003	391	-	175/225	-			26	89.75	31.3	6
52.348.00	19210-ZW9-A31; 19210-ZW9-A32	348	-	08-10	-			16.2	45.6	14.8	6
52.301.00	19210-ZW1-003; 19210-ZW1-303	301	40/300 HP+Optimax +Alpha 50/275	75/90	N			22.4	89	32.5	6
52.347.00	19210-ZW9-003; 19210-ZW9-013	347	-	8/10 Power Trust	-			13	45.6	14.8	6

Accessories: N: nylon bush.

Stainless steel extractors for neoprene rotors

Used to remove the rotor without damaging the pump's housing.

Code	For pumps
16.191.01	for pumps up to Ø 1"
16.191.02	for pumps over to Ø 1"





Nitro spray Marine Motor Paint with eco-friendly propellant

OSCULATI

Produced according to specifications provided by the manufacturers, these are spray paints equipped with a nebulizer valve, which prevents the formation of unpulverized paint droplets.
They can be easily used by beginners, ensuring an excellent result.

Nitro spray paints for AIFO/FPT inboard engines

Code	Colour	Year	Spray can ml	€ PACKAGE
52.595.01	red	1984 and after	400	6

Nitro spray paints for MERCURY outboard and stern engines

Code	Colour	Year	Spray can ml	€ PACKAGE
52.125.80	Black	all	400	6
52.125.81	Warm white	2018	400	6
52.125.82	Cool white	2018	400	6
52.560.50	– Zinc primer (base)	all	400	6

Nitro spray paints for CATERPILLAR engines

Code	Colour	Year	Spray can ml	€ PACKAGE
52.692.28	yellow	all	400	6
52.692.27	white	all	400	6

Nitro spray paints for EVINRUDE outboard engines

Code	Colour	Year	Spray can ml	€ PACKAGE
52.560.50	– Zinc primer (base)	all	400	6
52.692.50	white	1977 and later	400	6
52.695.40	Light Blue	1978/1987	400	6
52.696.10	white	1981 and later	400	6
52.698.30	blue	1986 and later	400	6

Nitro spray paints for JOHNSON outboard engines

Code	Colour	Year	Spray can ml	€ PACKAGE
52.560.50	– Zinc primer (base)	all	400	6
52.692.50	white	1971/1980	400	6
52.696.10	white	1981 and later	400	6

Nitro spray paints for YAMAHA engines

Code	Colour	Year	Spray can ml	€ PACKAGE
52.560.50	– Zinc primer (base)	all	400	6
52.695.10	Metallic Blue	1974/1985	400	6
52.695.11	Metallic Blue	1984/1993	400	6
52.695.12	Metalized grey	1994 and later	400	6
52.695.14	white	since 2010	400	6
52.695.15	White (leg)	since 2021	400	6
52.695.16	White (foot)	since 2021	400	6

Nitro spray paints for MARINER engines

Code	Colour	Year	Spray can ml	€ PACKAGE
52.560.50	– Zinc primer (base)	all	400	6
52.695.60	grey	1977 and later	400	6
52.125.80	Black	all (leg piece)	400	6

Nitro spray paints for YANMAR engines

Code	Colour	Year	Spray can ml	€ PACKAGE
52.692.20	Metalized grey	all	400	6

Nitro spray paints for NANNI engines

Code	Colour	Year	Spray can ml	€ PACKAGE
52.692.26	Metallic Blue	all	400	6

Nitro spray paints for OMC stern drive units

Code	Colour	Year	Spray can ml	€ PACKAGE
52.692.50	white	all	400	6

Nitro spray paints for HONDA engines

Code	Colour	Year	Spray can ml	PACKAGE
52.410.00	Metalized grey	Up to 2012	400	6
52.410.01	Silver	Since 2013	400	6
52.410.02	white	Since 2022	400	6

Nitro spray paints for TOHATSU outboard engines

Code	Colour	Year	Spray can ml	PACKAGE
52.692.29	Metalized grey	all	400	6
52.692.31	Dark blue (aquamarine blue)	all	400	6

New Nitro spray paints for IVECO inboard engines

Code	Colour	Year	Spray can ml	PACKAGE
52.595.03	white	all	400	6

Nitro spray paints for VOLVO Penta engines

Code	Colour	Year	OEM Ref.	Spray can ml	PACKAGE
52.560.50	– Zinc primer (base)	all	1141562	400	6
52.693.01	Green (inboard)	1979 and after	1141566	400	6
52.693.02	Grey aquamatic	1985 and after	1141575	400	6
52.693.03	red	1970 and after	827501	400	6
52.693.04	Metallic Grey SX, DPS, FWD, IPS[A*]	1995 and after	3851219	400	6
52.693.05	Silver DPG, DPH, DPR, S-DRIVES, IPS[A**]	all	889968	400	6
52.125.80	Gloss black	all	3851221	400	6
52.400.92	– Clear gloss[B]	all	827502	400	6

* *IPS 1st series A, B, C (up to SN 3194009615)*
** *IPS 15, 2, 3, 30 and IPS "D" and following (from SN 3194009610)*
A+B: genuine VOLVO

Nitro spray paints for SELVA engines

Code	Colour	Year	Spray can ml	PACKAGE
52.695.12	grey	Since 1994	400	6
52.400.72	white	since 2010	400	6

Nitro spray paints for SUZUKI engines

Code	Colour	Year	Spray can ml	PACKAGE
52.400.67	grey	1989 and later	400	6
52.400.90	Pearl nebular black	2017 and later	400	6
52.400.91	White cool white	2000 and later	400	6
52.400.92	– Transparent	all	400	6
52.400.93	Dark grey (4 T)	all	400	6
52.400.95	Optical White	2021	400	6

Nitro spray paints for VETUS engines.

Code	Colour	Spray can ml	PACKAGE
52.400.94	yellow	400	6

Nitro spray paints for various engines

Code	Colour	Spray can ml	PACKAGE
52.400.92	– Transparent glossy	400	6

Nitro spray paints for CUMMINS engines

Code	Colour	Year	Spray can ml	PACKAGE
52.596.00	white	all	400	6

Paints for dinghy and cushion servicing

Mimic Paint spray paint for PVC renewal or for renewal / recoating of fender heads

Flexible PVC-based paint, ideal for restoring PVC dinghies, fenders, faux leather upholstery, and any flexible surface.

Code	Colour	Spray can ml
52.570.01	White RAL 9010	400
52.570.02	Black RAL 9005	400
52.570.03	Ivory RAL 1015	400
52.570.04	Light grey RAL 7035	400
52.570.05	Medium grey RAL 7046	400
52.570.06	Blue RAL 5005	400
52.570.07	– Transparent	400

New Rustproof primer spray

This primer protects metal surfaces from rust formation. An **insulating barrier** prevents oxygen and moisture from attacking the surface. This product also acts as a **primer** for the applied paint.

Code	Colour	Package ml	PACKAGE
65.560.51	Grey	400	6
65.560.52	green	400	6

New Paint remover spray

Stripper spray suitable for all paints, including bi-components.

Code	Package ml	PACKAGE
65.590.00	400	6

Marine Motor Paint antifouling paint

Antifouling spray paint for feet and propellers

In spray pack

Code	Colour	Package ml
52.120.00	white	400
52.121.00	Black	400
52.122.00	volvo grey	400
52.123.00	– Transparent (for propellers)	400
52.560.50	– Zinc primer (base)	400

SOLAS aluminium propellers

MODELS COMPLYING WITH THE GENUINE PRODUCTS

SOLAS

For HONDA engines

Code	Ø and pitch	No. of broaches (teeth)	Motor
52.305.10	7.25x6	-	Plastic BF 2.3 D
52.305.12	7.87x6.75	-	BF 5A
52.305.13	7.87x7.50	-	
52.305.55	9.25x8	8	9.9A and 15A, 8D, 10D, 15D and 20D
52.305.56	9.25x9	8	
52.305.57	9.25x10	8	
52.305.64	9.25x11	8	
52.511.01	9.90x10	10	25/30
52.511.02	9.90x11	10	
52.511.03	9.90x12	10	
52.305.58	11.60x11	13	40/50/60 and BF40A/40D/50D
52.305.59	11.40x12	13	

Code	Ø and pitch	No. of broaches (teeth)	Motor
52.305.60	11.10x13	13	BF40/50/60 and BF40A/40D/50D
52.305.61	11.10x14	13	
52.305.62	11x15	13	
52.305.63	11x16	13	
52.305.81	11.80x11	13	oversized blade BF40/50/60 and BF40E
52.305.82	11.60x12	13	
52.305.83	11.60x13	13	
52.305.84	11.60x14	13	
52.305.85	11.40x15	13	
52.305.86	11.40x16	13	
52.305.15	13.75x13	15	75/90/115 (up to 2009) and 130
52.305.16	13.50x15	15	

Code	Ø and pitch	No. of broaches (teeth)	Motor
52.305.17	13.25x17	15	75/90/115 (up to 2009) and 130
52.305.18	13x19	15	
52.305.19	13x21	15	
52.305.71	15x15	15	115 (from 2011) and 135 / 150 / 175 / 200 / 225 / 250
52.305.72	15x15 L	15	
52.305.73	14.80x17	15	
52.305.74	14.80x17 L	15	
52.305.75	14.50x19	15	
52.305.76	14.50x19 L	15	
52.305.77	14.30x21	15	
52.305.78	14.30x21 L	15	

For MERCURY-MARINER-MERCRUISER engines

Code	Ø and pitch	No. of broaches (teeth)	Motor
52.205.01	7.30x6	-	Plastic 2.5/3.5 4S
52.205.07	7.80x7	12	4/5/6 (4S since 2011)
52.205.09	7.80x8	12	
52.205.10	7.80x9	12	
52.509.01	8.5x7	12	8/9.8 (4S since 2007)
52.509.02	8.5x8	12	
52.509.03	8.5x9	12	
52.205.17	9.25x8	8	6/8/9.9/15 (2S) and 9.9/15 (4S up to2006)
52.205.18	9.25x9	8	
52.205.19	9.25x10	8	
52.510.01	9.25x8	14	15/20 (4S since 2007) - 9.9 Big Foot (4S since 2007)
52.510.02	9.25x9	14	
52.510.03	9.25x10	14	
52.305.21	10.50x11	10	25 (2S) and 25 (4S up to 2006) - 9.9/15 Big Foot (4S up to 2006)
52.305.22	10.30x12	10	
52.305.23	10.10x13	10	

Code	Ø and pitch	No. of broaches (teeth)	Motor
52.305.24	10x14	10	25 (2S) and 25 (4S up to 2006) - 9.9/15 Big Foot (4S up to 2006)
52.511.01	9.9x10	10	25/30 (4S since 2007)
52.511.02	9.9x11	10	
52.511.03	9.9x12	10	
52.305.32	11.60x11	13	40/50/60 (2S) and 30/40/50/60 (4S) (for Mercury 40 XR see Tohatsu 52.305.88/92)
52.305.33	11.40x12	13	
52.305.34	11.10x13	13	
52.305.35	11.10x14	13	
52.305.36	11x15	13	
52.305.37	11x16	13	
52.305.26	11.80x11	13	Special oversized blade 4 strokes 40 (4 cyl. - 4S) and 50/60 (4S) F40 EFI ORION
52.305.27	11.60x12	13	
52.305.28	11.60x13	13	
52.305.29	11.60x14	13	
52.305.30	11.40x15	13	

Code	Ø and pitch	No. of broaches (teeth)	Motor
52.305.70	14x11	15	40 BIG-FOOT 75/80/90/100/115/125 (2 and 4 strokes) - F40 EFI Pro-New
52.305.65	13.75x13	15	40 BIG-FOOT 75/80/90/100/115/125 (2 and 4 strokes) - F40 EFI Pro-New
52.305.66	13.50x15	15	
52.305.67	13.25x17	15	
52.305.68	13x19	15	
52.305.69	13x21	15	
52.305.41	15x15	15	135/150/175/200/225/250/300 (2T and 4T), Mercruiser, Alpha One, Bravo One
52.305.42	15x15 L	15	
52.305.43	14.80x17	15	
52.305.44	14.80x17 L	15	
52.305.45	14.50x19	15	
52.305.46	14.50x19 L	15	
52.305.47	14.30x21	15	
52.305.48	14.30x21 L	15	
52.305.39	15.30x19	15	
52.305.40	15.30x19 L	15	

For SUZUKI engines

Code	Ø and pitch	No. of broaches (teeth)	Motor
52.505.90	7.85x7	10	4-5-6 (4T)
52.506.01	9.25x8	10	DT 9.9/15/20 (2T) and DF 8/9/15/20 (4T)
52.506.02	9.25x9	10	
52.506.03	9.25x10	10	
52.505.01	10.50x11	10	20/25/30 (2T) - 25/30 (4T)
52.505.02	10.30x12	10	
52.505.03	10.10x13	10	
52.505.04	10x14	10	
52.405.48*	14x11	15	DF40ARI
52.405.49	13.75x13	15	
52.305.58	11.60x11	13	40/50/55/60/65 (2T) e 40/50/60 (4T)
52.305.59	11.40x12	13	
52.305.60	11.10x13	13	

Code	Ø and pitch	No. of broaches (teeth)	Motor
52.305.61	11.10x14	13	40/50/55/60/65 (2T) e 40/50/60 (4T)
52.305.62	11x15	13	
52.305.63	11x16	13	
52.305.81	11.80x11	13	Special oversized blade 40/50/60 (4S)
52.305.82	11.60x12	13	
52.305.83	11.60x13	13	
52.305.84	11.60x14	13	
52.205.60	13.75x13	13	70-140 (2T) and 60/70 (4T old)
52.205.62	13.50x15	13	
52.205.64	13.25x17	13	
52.205.66	13x19	13	
52.504.10	13.87x17	15	70 (4T from 2012) and 80-140 (4T)
52.504.11	13.87x19	15	

Code	Ø and pitch	No. of broaches (teeth)	Motor
52.504.12	13.87x21	15	70 (4T from 2012) and 80-140 (4T)
52.504.03	13.75x17	15	4 BLADES (special larger blade) 70 (4S since 2012) and 80-140 (4S)
52.504.04	13.75x19	15	
52.504.05	13.75x21	15	
52.504.20	15.8x15	15	150/250 (4T)
52.504.21	15.8x15L	15	
52.504.22	15.5x17	15	
52.504.23	15.5x17L	15	
52.504.24	15.3x19	15	
52.504.25	15.3x19L	15	
52.504.26	15.3x21	15	
52.504.27	15.3x21L	15	

For YAMAHA engines

Code	Ø and pitch	No. of broaches (teeth)	Motor
52.303.90	7.25x5	-	2.5 - 5 (2T/4T)
52.303.91	7.50x7	-	
52.304.01	8.50x7	7	9.9 (4S since 2008) and 6 - 8 (2 and 4 strokes)
52.304.02	8.50x8	7	
52.304.03	8.50x9	7	
52.305.55	9.25x8	8	9.9 - 15 (2T) and 9.9 (4T up to 2007) and 15 - 20 (4T)
52.305.56	9.25x9	8	
52.305.57	9.25x10	8	
52.305.64	9.25x11	8	
52.405.01	9.90x9	10	20 (2S) and 25 (2S and 4S) and Mariner 30 (2S)
52.405.02	9.90x10	10	
52.405.03	9.90x11	10	
52.405.04	9.90x12	10	
52.405.05	9.90x13	10	
52.305.58	11.60x11	13	40/50/55 and TOP 700 (2S) + 30 and 40 (3 cyl. 4S) + 40 (4 cyl 4S) + 50/60 (4S)

Code	Ø and pitch	No. of broaches (teeth)	Motor
52.305.59	11.40x12	13	40/50/55 and TOP 700 (2T) + 30 and 40 (3 cyl. 4T) + 40 (4 cyl 4T) + 50/60 (4T)
52.305.60	11.10x13	13	
52.305.61	11.10x14	13	
52.305.62	11x15	13	
52.305.63	11x16	13	
52.305.81	11.80x11	13	40 (4 cyl. - 4S) and 50 - 60 (4S) special oversized blade 4S
52.305.82	11.60x12	13	
52.305.83	11.60x13	13	
52.305.84	11.60x14	13	
52.405.48*	14x11	15	60/70/75/90/100/115/130/140 (2T) and 40G/70/80/90/100/115 (4T)
52.405.49	13.75x13	15	
52.405.50	13.50x15	15	
52.405.60	13.50x15 L	15	60/70/75/90/100/115/130/140 (2T) and 40G/70/80/90/100/115/130 (4T)
52.405.52	13.25x17	15	
52.405.62	13.25x17 L	15	

Code	Ø and pitch	No. of broaches (teeth)	Motor
52.405.54	13 x19	15	60 / 70 / 75 / 90 / 100 / 115 / 130 / 140 (2T) and 40G / 70 / 80 / 90 / 100 / 115 / 130 (4T)
52.405.55	13x21	15	
52.405.56*	13,50x13	15	60/70/75/90/100/115/130/140 (2T) and 40G/70/80/90/100/115A/130A (4T)
52.405.57*	13,40x15	15	
52.405.58*	13,20x17	15	
52.405.59*	13,10x19	15	
52.404.01	15x15	15	150/300 (2S and 4S) + Stern drive
52.404.02	15x15 L	15	
52.404.03	14.80x17	15	
52.404.04	14.80x17 L	15	
52.404.05	14.50x19	15	
52.404.06	14.50x19 L	15	
52.404.07	14.30x21	15	
52.404.08	14.30x21 L	15	

* *Propeller with blade similar to the original K type.*

For JOHNSON - EVINRUDE engines

Code	Ø and pitch	No. of broaches (teeth)	Motor
52.205.01	7.30x6	-	Plastic 3.5 (4S since 2011)
52.205.02	8x7	-	6/7.5/8 (2S since 1980)
52.205.03	8.50x9	-	
52.505.90	7.85x7	-	5/6HP (4S from 1997 to 2007)
52.205.07	7.80x7	12	4/6 (4S) since 2011
52.205.09	7.80x8	12	
52.205.10	7.80x9	12	
52.509.01	8.50x7	12	9.8 (10R 4S since 2011)
52.509.02	8.50x8	12	
52.509.03	8.50x9	12	
52.510.01	9.25x8	14	15HP 4S since 2011
52.510.02	9.25x9	14	
52.510.03	9.25x10	14	
52.205.44	9.25x8	13	9.9/15 (2S) and 9.9/15 (4S up to 2001)
52.205.04	9.25x9	13	
52.205.43	9.25x10	13	
52.506.01	9.25x8	10	9.9/15 (4S from 2002 to 2007)
52.506.02	9.25x9	10	9.9/15 (4S from 2002 to 2007)
52.506.03	9.25x10	10	

Code	Ø and pitch	No. of broaches (teeth)	Motor
52.205.11	10.50x11	14	20/25/30/35 (2T) - 25/30 E-TEC
52.205.12	10.30x12	14	
52.205.13	10.10x13	14	
52.305.50	12.50x13	13	40/50/60 (2T) + 737
52.305.51	12.50x14	13	
52.305.52	12.25x15	13	
52.305.54	12x17	13	
52.305.58	11.60x11	13	40/50/60 (4T)
52.305.59	11.40x12	13	
52.305.60	11.10x13	13	
52.305.61	11.10x14	13	
52.305.62	11x15	13	
52.305.63	11x16	13	
52.305.81	11.80x11	13	Special oversized blade 40/50/60 (4S)
52.305.82	11.60x12	13	
52.305.83	11.60x13	13	Special oversized blade 40/50/60 (4S)
52.305.84	11.60x14	13	
52.305.85	11.40x15	13	
52.305.86	11.40x16	13	

Code	Ø and pitch	No. of broaches (teeth)	Motor
52.205.60	13.75x13	13	40/50/60/75/90/115 (Evinrude E-TEC) and 70/75/90/100/115/120/140 (Evinrude, Johnson 2 stroke)
52.205.62	13.50x15	13	
52.205.64	13.25x17	13	
52.205.66	13x19	13	
52.504.03	13.75x17	15	90/115/140 4-blade propeller (4S)
52.504.04	13.75x19	15	
52.504.05	13.75x21	15	
52.504.10	13.87x17	15	70/90/115/140 3 blades (4S)
52.504.11	13.87x19	15	
52.504.12	13.87x21	15	
52.206.03	14.80x17	15	130/150/175/200/225/250/275/300 (Evinrude-Johnson 2T and Evinrude E-TEC) and Cobra 800 and King Cobra (up to 1994, with 15-tooth spline)
52.206.05	14.50x19	15	
52.206.07	14.30x21	15	

For SELVA engines

Code	Ø and pitch	No. of broaches (teeth)	Motor
52.304.01	8.50x7	7	8 Ray (4S) 9.9 Pike (4S)
52.304.02	8.50x8	7	
52.304.03	8.50x9	7	
52.305.55	9.25x8	8	9.9 (4S up to 2007) 15/20 (4S Wahoo)
52.305.56	9.25x9	8	
52.305.57	9.25x10	8	
52.305.64	9.25x11	8	
52.405.01	9.9x9	10	25 (4T Moray + King Fish)
52.405.02	9.9x10	10	
52.405.03	9.9x11	10	
52.405.04	9.9x12	10	
52.305.58	11.60x11	13	40/50 (Manta - Barracuda) - 40 EFI (4T Arvana, 747 cc) - 40/60 EFI (4T Dorado, 996 cc)
52.305.59	11.40x12	13	
52.305.60	11.10x13	13	
52.305.61	11.10x14	13	
52.305.62	11x15	13	
52.305.63	11x16	13	

Code	Ø and pitch	No. of broaches (teeth)	Motor
52.305.81	11.80x11	13	40 EFI (4S Arvana, 747 cc) - 40/60 EFI (4S Dorado, 996 cc)
52.305.82	11.60x12	13	
52.305.83	11.60x13	13	
52.305.84	11.60x14	13	
52.305.85	11.40x15	13	
52.305.86	11.40x16	13	
52.405.48*	14x11	15	40/60 (4T Murena) - 80/100 (4T Marlin) - 115 (4T Narwal/ Tarpon)
52.405.49	13.75x13	15	
52.405.50	13.50x15	15	
52.405.60	13.50x15 L	15	
52.405.52	13.25x17	15	
52.405.62	13.25x17 L	15	
52.405.54	13x19	15	
52.405.55	13x21	15	
52.404.01	15x15	15	150 (4T Killer Whale) - 200/225 (4T Grey/ Fin Whale) - 250 (4T Blue Whale)
52.404.02	15x15 L	15	
52.404.03	14.80x17	15	

Code	Ø and pitch	No. of broaches (teeth)	Motor
52.404.04	14.80x17 L	15	150 (4T Killer Whale) - 200/225 (4T Grey/Fin Whale) - 250 (4T Blue Whale)
52.404.05	14.50x19	15	
52.404.06	14.50x19 L	15	
52.404.07	14.30x21	15	
52.404.08	14.30x21 L	14	
52.205.11	10.50x11	14	20/25/30/45 (2T)
52.205.12	10.30x12	14	
52.205.13	10.10x13	13	
52.305.50	12.50x13	13	40/50/60 (2T)
52.305.51	12.50x14	13	
52.305.52	12.25x15	13	
52.305.54	12x17	13	
52.205.60	13.75x13	13	70/80/90/100 (2T)
52.205.62	13.50x15	13	
52.205.64	13.25x17	13	
52.205.66	13x19	13	

Selva 4 strokes, see Yamaha 4 strokes, same power.

For TOHATSU engines

Code	Ø and pitch	No. of broaches (teeth)	Motor
52.205.01	7.30x6	12	Plastic 2.5/3.5
52.205.07	7.80x7	12	5 (2T) - 4/5/6 (4T)
52.205.09	7.80x8	12	
52.205.10	7.80x9	12	
52.509.01	8.50x7	12	6/8/9.8 (2T) and 8/9.8 (4T)
52.509.02	8.50x8	12	
52.509.03	8.50x9	12	
52.510.01	9.25x8	14	9.9/15/18 (2 and 4 strokes) - 15/20 (4S)

Code	Ø and pitch	No. of broaches (teeth)	Motor
52.510.02	9.25x9	14	9.9/15/18 (2 and 4 strokes) - 15/20 (4S)
52.510.03	9.25x10	14	
52.511.01	9.90x10	10	25/30 (2S and 4S) and Maxi (2S)
52.511.02	9.90x11	10	
52.511.03	9.90x12	10	
52.305.88	11.60x11	13	40/50/60 (2 and 4 strokes) and Corsa (2S) and Mercury 40 XR (2T)
52.305.89	11.40x12	13	
52.305.90	11.10x13	13	

Code	Ø and pitch	No. of broaches (teeth)	Motor
52.305.91	11.10x14	13	40/50/60 (2 and 4 strokes) and Corsa (2S) and Mercury 40 XR (2T)
52.305.92	11x15	13	
52.405.48*	14x11	15	70 (1999) /75/90/115/120/140 (2002)
52.405.49*	13.75x13	15	
52.405.50*	13.50x15	15	
52.405.52*	13.25x17	15	
52.405.54*	13x19	15	

* *For engines since 2003, use kit TD-RBKT.*

For PARSUN engines

Code	Ø and pitch	No. of broaches (teeth)	Motor
52.303.90	7.25x5	-	F 2.6/4/5 - T 2.5/3.6
52.303.91	7.50x7	-	
52.304.01	8.50x7	7	F 6/8/9.8
52.304.02	8.50x8	7	
52.304.03	8.50x9	7	
52.205.07	7.80x7	12	T 4/5/5.8/6/8/9.8
52.205.09	7.80x8	12	
52.205.10	7.80x9	12	
52.305.55	9.25x8	8	F 9.9/15 - T 9.9/15
52.305.56	9.25x9	8	
52.305.57	9.25x10	8	
52.305.64	9.25x11	8	

Code	Ø and pitch	No. of broaches (teeth)	Motor
52.405.01	9.90x9	10	F 20/25 - T 20/25/30
52.405.02	9.90x10	10	
52.405.03	9.90x11	10	
52.405.04	9.90x12	10	
52.405.05	9.90x13	10	
52.305.58	11.60x11	13	T 35/40
52.305.59	11.40x12	13	
52.305.60	11.10x13	13	
52.305.61	11.10x14	13	
52.305.62	11x15	13	
52.305.63	11x16	13	
52.305.81	11.60x11	13	

Code	Ø and pitch	No. of broaches (teeth)	Motor
52.305.82	11.60x12	13	T 35/40
52.305.83	11.60x13	13	
52.305.84	11.60x14	13	
52.405.49	13.75x13	15	60 - 130
52.405.50	13.50x15	15	
52.405.60	13.50x15 L	15	
52.405.52	13.25x17	15	
52.405.62	13.25x17 L	15	
52.405.54	13x19	15	
52.405.55	13x21	15	

SOLAS stainless steel propellers

SOLAS

For YAMAHA engines

Code	N. blades	Ø and pitch	No. of broaches (teeth)	Mounting kit	Motor
52.519.02	3	10 3/4 x 10	10	-	20 (2S), 25 (2S and 4S)
52.519.03	3	10 1/2 x 11	10	-	
52.519.04	3	10 1/4 x 12	10	-	
52.520.01	3	11 5/8 x 11	13	-	40, 50, 55 e Top 700 (2S); 30B and 40F (3 cyl. 4S), 40D (4 cyl. 4S), 50 and 60 (4S)
52.520.02	3	11 3/8 x 12	13	-	
52.520.04	3	11 1/8 x 13	13	-	
52.520.06	3	11 1/8 x 14	13	-	
52.522.02	3	13 1/2 x 15	15	**52.537.00***	60, 70, 75, 90, 100, 115, 130 and 140 (2T), 40G, 70, 80, 90, 100 115 (4T)
52.522.22	3	13 1/2 x 15L	15	**52.537.00***	
52.522.04	3	13 1/4 x 17	15	**52.537.00***	
52.522.24	3	13 1/4 x 17L	15	**52.537.00***	
52.522.06	3	13 x 19	15	**52.537.00***	
52.522.26	3	13 x 19 L	15	**52.537.00***	
52.532.02	3	14 1/4 x 17	15	**52.537.01**	150, 175, 200, 225, 250 and 300 V6 (2S and 4S)

Code	N. blades	Ø and pitch	No. of broaches (teeth)	Mounting kit	Motor
52.532.03	3	14 1/4 x 17L	15	**52.537.01**	150, 175, 200, 225, 250 and 300 V6 (2S and 4S)
52.532.04	3	14 x 19	15	**52.537.01**	
52.533.05	4	14 1/8 x 19	15	**52.537.01**	
52.532.05	3	14 x 19L	15	**52.537.01**	
52.533.06	4	14 1/8 x 19L	15	**52.537.01**	
52.532.06	3	14 x 21	15	**52.537.01**	
52.533.07	4	14 x 21	15	**52.537.01**	
52.532.07	3	14 x 21L	15	**52.537.01**	
52.533.08	4	14 x 21 L	15	**52.537.01**	
52.532.50	3	16 x 19	15	**52.537.10**	300 V8 (4S) and 350 (4S)
52.532.51	3	16 x 19L	15	**52.537.10**	
52.532.52	3	15 3/4 x 21	15	**52.537.10**	
52.532.53	3	15 3/4 x 21L	15	**52.537.10**	
52.532.54	3	15 5/8 x 23	15	**52.537.10**	
52.532.55	3	15 5/8 x 23L	15	**52.537.10**	

* *On 115 (4S) use mounting kit 52.537.01*

For MERCURY and MERCRUISER engines

Code	N. blades	Ø and pitch	No. of broaches (teeth)	Mounting kit	Motor
52.520.01	3	11 5/8 x 11	13	**52.536.06**	40/50 and 60 (2T); 30/40/50 and 60 (4T)
52.520.02	3	11 3/8 x 12	13	**52.536.06**	
52.520.04	3	11 1/8 x 13	13	**52.536.06**	
52.520.06	3	11 1/8 x 14	13	**52.536.06**	
52.520.01	3	11 5/8 x 11	13	**52.536.06**	40 XR (Tohatsu)
52.520.02	3	11 3/8 x 12	13	**52.536.06**	
52.520.04	3	11 1/8 x 13	13	**52.536.06**	
52.520.06	3	11 1/8 x 14	13	**52.536.06**	
52.522.02	3	13 1/2 x 15	15	**52.537.03**	40 (Big foot) /75/80/90/100/115 and 125 (2S and 4S) F40EFI Orion and F40EFI Pro new
52.522.22	3	13 1/2 x 15L	15	**52.537.03**	
52.522.04	3	13 1/4 x 17	15	**52.537.03**	
52.522.24	3	13 1/4 x 17L	15	**52.537.03**	
52.522.06	3	13x19	15	**52.537.03**	
52.522.26	3	13x19L	15	**52.537.03**	
52.532.02	3	14 1/4 x 17	15	**52.537.03**	135/150/175/200/225/250 and 300 (2S and 4S) Mercruiser, Alpha One and bravo One
52.532.03	3	14 1/4 x 17L	15	**52.537.03**	

Code	N. blades	Ø and pitch	No. of broaches (teeth)	Mounting kit	Motor
52.532.04	3	14x19	15	**52.537.03**	135/150/175/200/225/250 and 300 (2S and 4S) Mercruiser, Alpha One and bravo One
52.533.05	4	14 1/8 x 19	15	**52.537.03**	
52.532.05	3	14x19L	15	**52.537.03**	
52.533.06	4	14 1/8 x 19L	15	**52.537.03**	
52.532.06	3	14x21	15	**52.537.03**	
52.533.07	4	14 x 21	15	**52.537.03**	
52.532.07	3	14x21L	15	**52.537.03**	
52.533.08	4	14 x 21L	15	**52.537.03**	
52.532.08	3	16x17	19	**52.537.11**	Verado 300/350 HP, Pro XS 225/250 HP
52.532.09	3	16x17L	19	**52.537.11**	
52.532.50*	3	16x19	19	**52.537.11**	
52.532.51*	3	16x19L	19	**52.537.11**	
52.532.52*	3	15 3/4 x 21	19	**52.537.11**	
52.532.53*	3	15 3/4 x 21L	19	**52.537.11**	
52.532.54*	3	15 5/8 x 23	19	**52.537.11**	
52.532.55*	3	15 5/8 x 23L	19	**52.537.11**	

* *1.25' axle.*

For SUZUKI engines

Code	N. blades	Ø and pitch	No. of broaches (teeth)	Mounting kit	Motor
52.520.01	3	11 5/8 x 11	13	-	40, 50, 55, 60 and 65 (2S); 40, 50 and 60 (4S)
52.520.02	3	11 3/8 x 12	13	-	
52.520.04	3	11 1/8 x 13	13	-	
52.520.06	3	11 1/8 x 14	13	-	
52.522.02	3	13 1/2 x 15	13	**52.537.07**	75 to 140 (2S); 60 and 70 (4S old)
52.522.22	3	13 1/2 x 15L	13	**52.537.07**	
52.522.04	3	13 1/4 x 17	13	**52.537.07**	
52.522.24	3	13 1/4 x 17L	13	**52.537.07**	
52.522.06	3	13 x 19	13	**52.537.07**	
52.522.26	3	13 x 19L	13	**52.537.07**	
52.523.01	3	13 7/8 x 17	15	-	70 (4S since 2012), 80, 90, 100, 115 and 140
52.523.11	3	13 7/8 x 17L	15	-	
52.523.02	3	13 7/8 x 19	15	-	
52.523.12	3	13 7/8 x 19L	15	-	
52.523.03	3	13 7/8 x 21	15	-	
52.523.13	3	13 7/8 x 21L	15	-	

Code	N. blades	Ø and pitch	No. of broaches (teeth)	Mounting kit	Motor
52.532.02	3	14 1/4 x 17	15	**52.537.05**	150, 175, 200, 225 and 250
52.532.03	3	14 1/4 x 17L	15	**52.537.05**	
52.532.04	3	14 x 19	15	**52.537.05**	
52.533.05	4	14 1/8 x 19	15	**52.537.05**	
52.532.05	3	14 x 19L	15	**52.537.05**	
52.533.06	4	14 1/8 x 19L	15	**52.537.05**	
52.532.06	3	14 x 21	15	**52.537.05**	
52.533.07	4	14 x 21	15	**52.537.05**	
52.532.07	3	14 x 21L	15	**52.537.05**	
52.533.08	4	14 x 21L	15	**52.537.05**	
52.532.50	3	16 x 19	15	**52.537.05**	DF250, DF300
52.532.51	3	16 x 19L	15	**52.537.05**	
52.532.52	3	15 3/4 x 21	15	**52.537.05**	
52.532.53	3	15 3/4 x 21L	15	**52.537.05**	
52.532.54	3	15 5/8 x 23	15	**52.537.05**	
52.532.55	3	15 5/8 x 23L	15	**52.537.05**	

For TOHATSU engines

Code	N. blades	Ø and pitch	No. of broaches (teeth)	Mounting kit	Motor
52.520.01	3	11 5/8 x 11	13	**52.536.06**	40/50/60 (2S and 4S); Corsa (2S); and Mercury 40 XR (2T)
52.520.02	3	11 3/8 x 12	13	**52.536.06**	
52.520.04	3	11 1/8 x 13	13	**52.536.06**	
52.520.06	3	11 1/8 x 14	13	**52.536.06**	
52.522.02	3	13 1/2 x 15	15	**52.537.09**	70 (since 1999) /75/90/115/120 and 140

Code	N. blades	Ø and pitch	No. of broaches (teeth)	Mounting kit	Motor
52.522.22	3	13 1/2 x 15L	15	**52.537.09**	70 (since 1999) /75/90/115/120 and 140
52.522.04	3	13 1/4 x 17	15	**52.537.09**	
52.522.24	3	13 1/4 x 17L	15	**52.537.09**	
52.522.06	3	13 x 19	15	**52.537.09**	

For VOLVO PENTA SX engines

Code	N. blades	Ø and pitch	Mounting kit	Motor
52.532.02	3	14 1/4 x 17	**52.537.06**	VE Volvo Pensta SX and OMC King Cobra (from 1994 on, with 19-tooth fitting)
52.532.03	3	14 1/4 x 17L	**52.537.06**	
52.532.04	3	14 x 19	**52.537.06**	

Code	N. blades	Ø and pitch	Mounting kit	Motor
52.532.05	3	14 x 19L	**52.537.06**	VE Volvo Pensta SX and OMC King Cobra (from 1994 on, with 19-tooth fitting)
52.532.06	3	14 x 21	**52.537.06**	
52.532.07	3	14 x 21L	**52.537.06**	

For SELVA engines

3 blades		4 blades		No. of broaches (teeth)	Mounting kit	Motor
Code	Ø and pitch	Code	Ø and pitch			
52.519.02	10 3/4 x 10	-		10	-	25hp (4S Moray) and 25hp (4S KingFish)
52.519.03	10 1/2 x11	-		10	-	
52.519.04	10 1/4 x 12	-		10	-	
52.520.01	11 5/8 x 11	-		13	-	Manta 40 (4T); Barracuda 40/50 (4T); 40hp EFI (4T) (Aruana, 747cc); 40/60hp EFI (4T) (Dorado, 996cc)
52.520.02	11 3/8 x 12	-		13	-	
52.520.04	11 1/8 x 13	-		13	-	
52.520.06	11 1/8 x 14	-		13	-	
52.522.02	13 1/2 x 15	-		15	**52.537.00***	4 Strokes: 40/60hp EFI murena; 80/100hp EFI Marlin; 115hp Narwhal; 115hp EFI Tarpon
52.522.22	13 1/2 x 15L	-		15	**52.537.00***	
52.522.04	13 1/4 x 17	-		15	**52.537.00***	
52.522.24	13 1/4 x 17L	-		15	**52.537.00***	
52.522.06	13 x 19	-		15	**52.537.00***	
52.522.26	13 x 19L	-		15	**52.537.00***	

* *On 115 (4S) use mounting kit 52.537.01*

3 blades		4 blades		No. of broaches (teeth)	Mounting kit	Motor
Code	Ø and pitch	Code	Ø and pitch			
52.532.02	14 1/4 x 17	-		15	**52.537.01**	150hp EFI 4S Killer Whale; 200/225hp EFI 4 Grey / Fin Whale; 250hp EFI 4S Blue Whale
52.532.03	14 1/4 x 17L	-		15	**52.537.01**	
52.532.04	14 x 19	**52.533.05**	14 1/8 x 19L	15	**52.537.01**	
52.532.05	14 x 19L	**52.533.06**	14 1/8 x 19L	15	**52.537.01**	
52.532.06	14 x 21	**52.533.07**	14 x 21	15	**52.537.01**	
52.532.07	14 x 21L	**52.533.08**	14 x 21L	15	**52.537.01**	
52.522.02	13 1/2 x 15	-		13	**52.537.08**	2 Stroke: Tenerife 70hp; Best 800; Portofino 70/80hp; Montecarlo 90/100hp
52.522.22	13 1/2 x 15L	-		13	**52.537.08**	
52.522.04	13 1/4 x 17	-		13	**52.537.08**	
52.522.24	13 1/4 x 17L	-		13	**52.537.08**	
52.522.06	13 x 19	-		13	**52.537.08**	
52.522.26	13 x 19L	-		13	**52.537.08**	

For HONDA engines

Code	N.Blades	Ø and pitch	N. Brochuring	Mounting kit	Motor
52.520.01	3	11 5/8 x 11	13	-	BF40, BF50, BF60
52.520.02	3	11 3/8 x 12	13	-	
52.520.04	3	11 1/8 x 13	13	-	
52.520.06	3	11 1/8 x 14	13	-	
52.522.02	3	13 1/2 x 15	15	**52.537.02**	75, 90, 80, 100, 115 (up to 2009) and 130
52.522.22	3	13 1/2 x 15L	15	**52.537.02**	
52.522.04	3	13 1/4 x 17	15	**52.537.02**	
52.522.24	3	13 1/4 x 17L	15	**52.537.02**	
52.522.06	3	13 x 19	15	**52.537.02**	
52.522.26	3	13 x 19L	15	**52.537.02**	

Code	N.Blades	Ø and pitch	N. Brochuring	Mounting kit	Motor
52.532.02	3	14 1/4 x 17	15	**52.537.02**	115 (since 2010), 135, 150, 175, 200, 225 and 250
52.532.03	3	14 1/4 x 17L	15	**52.537.02**	
52.532.04	3	14 x 19	15	**52.537.02**	
52.533.05	4	14 1/8 x 19	15	**52.537.02**	
52.532.05	3	14 x 19L	15	**52.537.02**	
52.533.06	4	14 1/8 x 19L	15	**52.537.02**	
52.532.06	3	14 x 21	15	**52.537.02**	
52.533.07	4	14 x 21	15	**52.537.02**	
52.532.07	3	14 x 21L	15	**52.537.02**	
52.533.08	4	14 x 21L	15	**52.537.02**	

For JOHNSON - EVINRUDE engines

Code	N. Pale	Ø and pitch	No. of broaches (teeth)	Mounting kit	Motor
52.520.01	3	11 5/8 x 11	13	-	40 and 50 (4S)
52.520.02	3	11 3/8 x 12	13	-	
52.520.04	3	11 1/8 x 13	13	-	
52.520.06	3	11 1/8 x 14	13	-	
52.522.02	3	13 1/2 x 15	13	**52.537.08**	40, 50, 60, 75, 90 and 115 (Evinr. E-TEC); 70, 75, 90, 100, 115, 120 and 140 Evinr. & Johnson 2S
52.522.22	3	13 1/2 x 15L	13	**52.537.08**	
52.522.04	3	13 1/4 x 17	13	**52.537.08**	
52.522.24	3	13 1/4 x 17L	13	**52.537.08**	
52.522.06	3	13 x 19	13	**52.537.08**	
52.522.26	3	13 x 19L	13	**52.537.08**	
52.523.01	3	13 7/8 x 17	15	-	90, 115, 140 (4T)
52.523.11	3	13 7/8 x 17L	15	-	
52.523.02	3	13 7/8 x 19	15	-	

Code	N. Pale	Ø and pitch	No. of broaches (teeth)	Mounting kit	Motor
52.523.12	3	13 7/8 x 19L	15	-	90, 115, 140 (4T)
52.523.03	3	13 7/8 x 21	15	-	
52.523.13	3	13 7/8 x 21L	15	-	
52.532.02	3	14 1/4 x 17	15	**52.537.04**	130, 150, 175, 200, 225, 250, 275 and 300 (Evinrude-Johnson 2T and Evinrude ETEC) Cobra 800 and King Cobra (up to 1994, with 15-tooth spline)
52.532.03	3	14 1/4 x 17L	15	**52.537.04**	
52.532.04	3	14 x 19	15	**52.537.04**	
52.533.05	4	14 1/8 x 19	15	**52.537.04**	
52.532.05	3	14 x 19L	15	**52.537.04**	
52.533.06	4	14 1/8 x 19L	15	**52.537.04**	
52.532.06	3	14 x 21	15	**52.537.04**	
52.533.07	4	14 x 21	15	**52.537.04**	
52.532.07	3	14 x 21L	15	**52.537.04**	
52.533.08	4	14 x 21L	15	**52.537.04**	

Adaptor kit for Solas New Saturn 3-blade propellers.

Code	Type
52.536.01	UHD-KT
52.536.02	UHE-KT

Code	Type
52.536.03	UMC-KT
52.536.04	UMD-KT

Code	Type
52.536.05	UME-KT
52.536.06	UTC-KT

Rubex shock absorber

For New Saturn and HR TITAN Rubex propellers

Code	Description
52.537.00	Shock absorber RBX-208 for engines Yamaha 70/100hp
52.537.01	Shock absorber RBX-203 for engines Yamaha 115/300hp 2S and 4S and Selva 4S
52.537.02	Shock absorber RBX-107 for engines Honda 75hp to 225hp
52.537.03	Shock absorber RBX-102 for engines Mercury 75hp to 300hp and Mercruiser
52.537.11	Shock absorber RBX-123 for engines Mercury Verado/Pro XS Axis 1.25'
52.537.04	Shock absorber RBX-100 for engines Johnson/Evinrude 150/300hp
52.537.05	Shock absorber RBX-104 for engines Suziki DT 150/225hp DF 150/300hp
52.537.06	Shock absorber RBX-105 for engines Volvo Penta LEFT
52.537.07	Shock absorber RBX-110 for engines Suziki 70/140hp (2S) 60/70 hp (4S)
52.537.08	Shock absorber RBX-106 for engines Johnson/Evinrude 70/140hp (2S) + 40E-TEC + 115E-TEC
52.537.09	Shock absorber RBX-109 for engines Johatsu 70/140hp (2S)
52.537.10	Shock absorber RBX-127 for engines Yamaha 300/350 (4S)

NEW SATURN propellers in stainless steel - RUBEX 3-blade propellers with RUBEX interchangeable shock absorber

Shock absorber to be bought separately.

Code	Rotation	Ø and pitch	Engines Yamaha + Selva 4T		Engines Honda		Engines Tohatsu		Mercury Engines - Marine		Suzuky / Envirude - Johnson 4T engines		Johnson Engines - Envirude 2T / E-TEC / Selva 2T		Engines Volvo Penta OMC Cobra since 1994	
			HP	Shock absorber	HP	Shock absorber	HP	Shock absorber	HP	Shock absorber	HP	Shock absorber	HP	Shock absorber	HP	Shock absorber
52.522.02	right	13 1/2 x 15	70-140 (2S) and 70-115 (4S)	**52.537.00**	75/90/130 and 115 (up to 2010)	**52.537.02**	70 to 140 (2S) since 2003 + kit TD-RBKT	**52.537.09**	75-125 (2T + 4T)	**52.537.03**	70 to 140 (Suzuki 2S) and 60/70 (Suzuki 4S) and 60/70 (Envirude - Johnson 4S)	**52.537.07**	40 to 90 + 115 (Envirude E-TEC) and 70 to 140 (Envirude - Johnson / Selva 2S)	**52.537.08**		
52.522.22	left	13 1/2 x 15														
52.522.04	right	13 1/4 x 17														
52.522.24	left	13 1/4 x 17														
52.522.06	right	13 x 19														
52.522.26	left	13 x 19														
52.532.02	right	14 1/4 x 17	150-250 (2-4 S) and 300 (2S) + stern drive	**52.537.01**	115 (2011) and 135 to 225	**52.537.02**			135 to 300 (2/4S) + Mercruiser, Alpha one, Bravo one	**52.537.03**	150 to 225 (Suzuki 2/4S) and 150 to 225 (Envirude - Johnson 4S)	**52.537.05**	130 to 300 (Johnson 2S and Envirude 2S + E-TEC) and OMC Cobra 800 and King Cobra up to 1994 (shaft 15 spline)	**52.537.04**	Volvo Penta SX, OMC King Cobra since 1994	**52.537.06**
52.532.03	left	14 1/4 x 17														
52.532.04	right	14 x 19														
52.532.05	left	14 x 19														
52.532.06	right	14 x 21														
52.532.07	left	14 x 21														
52.532.50*	right	16 x 19	300-350 (4T)	**52.537.10**							200 to 300 (Suzuki 2/4S) and 200/225 (Envirude - Johnson 4S)	**52.537.05**				
52.532.51*	left	16 x 19														
52.532.52*	right	15 3/4 x 21														
52.532.53*	left	15 3/4 x 21														
52.532.54*	right	15 5/8 x 23														
52.532.55*	left	15 5/8 x 23														

SOLAS propellers for VOLVO PENTA, in compliance with genuine products

Aluminium propellers for DP 280/290 type A

Suitable for diesel engines.
Front propeller with 3 blades, outer propeller with 4 blades.

Code	For leg type	OEM ref.
52.202.03	A3	854766
52.202.04	A4	854767
52.202.05	A5	854768
52.202.06	A6	854769
52.202.07	A7	854770



Aluminium propellers for DP 280/290 type B

Suitable for petrol and diesel engines, with thin-profile blades.
Front propeller 3 blades, outer propeller 3 or 4 blades (as supplied by the manufacturer).

Code	For leg type	OEM ref.
52.203.03	B3	854816
52.203.04	B4	854817
52.203.05	B5	854818
52.203.06	B6	854819

3-blade stainless steel propellers for DP 280/290 type C

Propellers for maximum performance: better thrust, higher speed, better impact- and corrosion-resistance.

Code	For leg type	OEM ref.
52.204.03	C3	3860878
52.204.04	C4	3857495
52.204.05	C5	3857496
52.204.06	C6	3857497

Propeller pullers and keys

Propeller puller - shaft lines

Suitable for propellers with 2 to 5 blades.
Manufactured from high-strength steel.

Code	Description
52.962.01	For shaft lines mm 25 to mm 38 (1" - 1"1/2)
52.962.02	For shaft lines mm 40 to mm 52 (1" 5/8- 2")

Special universal keys

Code **52.960.00**
Useful for unscrewing/screwing the nuts of the propellers, length 330 mm.
Made of **nylon/glass fibre**.

POLASTORM Aluminium Propellers

Polastorm is a Hi-Tech company specialized in the production of stainless steel and aluminum propellers. The APC (Aerospace Precision Casting) methods used allow achieving extreme density and physical strength. The aluminum propellers are made from a Titanium-Aluminum hybrid material. Corrosion resistance is ensured by the robotized AkzoNobel powder coating. All models conform to the originals.

YANTA

SOLTIGA 3

SEMA

STAR

For YAMAHA engines

Code	OEM	N. blades	Ø foot	Ø x pitch	No. of broaches (teeth)	Engine HP	Model
52.430.01	6L5-45943-00-EL	3	-	7 1/4 x 6	9	2.5-5 (2/4T)	YANTA
52.430.03	6E0-45943-00-EL	3	-	7 1/2 x 7	9		
52.430.05	6E0-45941-00-EL	3	-	7 1/2 x 8	9		
52.431.02	6G1-45943-00-00	3	-	8 1/2 x 7 1/2	7	9.9 HP (4 T from 2008); 6/8 HP (2 and 4 T)	YANTA
52.431.04	6G1-45941-00-00	3	-	8 1/2 x 8 1/2	7		
52.431.06	6G1-45954-00-00	3	-	8 1/2 x 9 1/4	7		
52.432.01	63V-45947-00-00	3	2"1/2	9 1/4 x 8	8	9.9/15 (2 T); 9.9 4T (up to 2007); 15-20 (4T)	YANTA
52.432.02	63V-45945-00-00	3	2"1/2	9 1/4 x 9	8		
52.432.03	63V-45952-00-00	3	2"1/2	9 1/4 x 10	8		
52.432.04	63V-45943-00-00	3	2"1/2	9 1/4 x 11	8		
52.433.01	664-45941-01-00	3	3"	9 7/8 x 9	10	20 (2 T); 25 (2/4 T); 30 (2 T) also Mariner	YANTA
52.433.02	664-45945-00-00	3	3"	9 7/8 x 10 1/2	10		
52.433.03	664-45947-01-00	3	3"	9 7/8 x 11 1/4	10		
52.433.04	664-45954-01-00	3	3"	9 7/8 x 12	10		
52.433.05	664-45949-02-00	3	3"	9 7/8 x 13	10		
52.434.00	663-45956-01-00	3	3"1/2	12 1/4 x 9	13	40-50-55-TOP 700 (2 T); 30-40 3 cylinders (4 T); 40-50-60 (4 T)	YANTA
52.434.01	663-45954-01-EL	3	3"1/2	11 3/4 x 10	13		
52.434.02	69W-45947-00-00	3	3"1/2	11 5/8 x 11	13		
52.434.03	69W-45952-00-00	3	3"1/2	11 3/8 x 12	13		
52.434.04	69W-45945-00-00	3	3"1/2	11 1/8 x 13	13		
52.434.05	69W-45958-00-00	3	3"1/2	11 1/4 x 14	13		
52.434.06	69W-45943-00-00	3	3"1/2	11 x 15	13		
52.435.01	6E5-45954-00-EL	3	4" 1/4	14 x 11	15	60-70-75-80-85-90-115-130 (2 T); 70-75-80-90-100-115 (4 T)	YANTA
52.435.02	-	3	4" 1/4	13 5/8 x 12	15		
52.435.03	6E5-45949-00-5 EL	3	4" 1/4	13 5/8 x 13	15		
52.435.04	6E5-45958-00-00	3	4" 1/4	13 5/8 x 14	15		
52.435.05	6E5-45947-00-EL	3	4" 1/4	13 1/2 x 15	15		
52.435.06	6E5-45945-01-EL	3	4" 1/4	13 1/4 x 17	15		
52.435.07	6E5-45941-00-EL	3	4" 1/4	13 x 19	15		
52.435.08	6E5-45943-00-00	3	4" 1/4	12 5/8 x 21	15		
52.436.01	6G5-45941-00-98	3	4" 3/4	15 1/4 x 15	15	150/300 (2 and 4T)	YANTA
52.436.02	6G5-45947-01-98	3	4" 3/4	14 1/2 x 17	15		
52.436.04	6G5-45945-01-98	3	4" 3/4	14 x 19	15		
52.436.08	6G5-45943-01-98	3	4" 3/4	13 3/4 x 21	15		

For MERCURY engines

Code	OEM	N. blades	Ø foot	Ø x pitch	No. of broaches (teeth)	Engine HP	Model
52.440.01	48-812949A02	3	-	7.8 x 7	12	4-5-6 (4 T)	MEGARA
52.440.02	48-812950A02	3	-	7.8 x 8	12		
52.440.03	-	3	-	7.8 x 9	12		
52.441.01	48-897610A10	3	2" 1/2	8.5 x 6.5	12	8 - 9.9 (4 T)	MEGARA
52.441.03	48-897614A10	3	2" 1/2	8.5 x 7.5	12		
52.441.04	48-897618A10	3	2" 1/2	8.9 x 8.5	12		
52.443.01	48-897748A11	3	2" 1/2	9 1/4 x 8	14	15 - 20 (4 T) from 2007; 9.9 BigFoot (4T) from 2007	SEMA
52.443.02	48-897750A11	3	2" 1/2	9 1/4 x 9	14		
52.443.03	48-897752A11	3	2" 1/2	9 1/4 x 10	14		
52.445.02	48-896892A40	3	3"	9.9 X 10	10	25 - 30 (4T) from 2007	STAR
52.445.03	48-896896A40	3	3"	9.9 X 11	10		
52.445.04	48-896900A40	3	3"	9.9 x 12	10		
52.445.05	-	3	3"	9.9 x 13	10		
52.446.02	48-73132A45	3	3" 1/4	11 1/4 x 10	13	40-50-60 (2T); 25-60 (4T)	MEGARA
52.446.03	48-85632A45	3	3" 1/4	10 7/8 x 11	13		
52.446.04	48-816702A45	3	3" 1/4	10 3/4 x 12	13		
52.446.06	48-816704A45	3	3" 1/4	10 1/2 x 13	13		
52.446.08	48-816706A45	3	3" 1/4	10 3/8 x 14	13		
52.447.03	48-77338A45	3	4" 1/4	14 x 11	15	40-60 Bigfoot (4 T); F40 EFI PRO NEW; 75-80-90-100-115-125 (2/4 T)	MEGARA
52.447.04	48-77340A45	3	4" 1/4	14 x 13	15		
52.447.05	48-77342A45	3	4" 1/4	13 7/4 x 15	15		
52.447.06	48-77344A45	3	4" 1/4	13 1/4 x 17	15		
52.447.07	48-77346A45	3	4" 1/4	13 x 19	15		
52.447.08	48-77348A45	3	4" 1/4	12 3/4 x 21	15		
52.448.03	48-78114A45	3	4" 1/4	16 x 13	12	135-150-175-200-225-250-300-400 (2/4 T); MERCRUISER, ALPHA ONE, BRAVO ONE	MEGARA
52.448.05	48-78116A45	3	4" 3/4	15 1/4 x 15	15		
52.448.07	48-832828A45	3	4" 3/4	15 x 17	15		
52.448.09	48-832830A45	3	4" 3/4	14 1/2 x 19	15		
52.448.11	48-832832A45	3	4" 3/4	14 1/2 x 21	15		
52.448.13	48-832834A45	3	4" 3/4	14 x 23	15		

For SUZUKI engines

Code	OEM	N. blades	Ø foot	Ø x pitch	No. of broaches (teeth)	Engine HP	Model
52.450.01	58110-91J00-019	3	-	7 1/2 x 6	10	4-5-6 (4 T)	SEMA
52.450.02	58110-91J20-019	3	-	7 1/2 x 7	10		
52.451.02	58100-90L41-019	3	2" 1/2	9 1/4 x 8	10	8-9.9-15-20 (4 T); 9.9-15-20 (2 T)	SEMA
52.451.03	58100-90L50-019	3	2" 1/2	9 1/4 x 9	10		
52.451.04	58100-90L60-019	3	2" 1/2	9 1/4 x 10	10		
52.451.05	58100-89L70-019	3	2" 1/2	9 1/4 x 11	10		
52.452.02	58100-91L40-019	3	3"	10 1/4 x 10	10	20-25-30 (2 T); 25-30 (4 T)	SEMA
52.452.03	58100-91L50-019	3	3"	10 1/4 x 11	10		
52.452.04	58100-96482-019	3	3"	10 1/4 x 12	10		
52.452.05	58100-96492-019	3	3"	10 1/4 x 13	10		
52.453.02	58100-88L10-019	3	3" 1/4	11 1/2 x 10	13	40-50-55-60-65 (2 T); 40-50-60 (4 T)	SEMA
52.453.03	58100-88L23-019	3	3" 1/4	11 1/2 x 11	13		
52.453.04	58100-88LA0-019	3	3" 1/4	11 5/8 x 12	13		
52.453.05	58100-88LB0-019	3	3" 1/4	11 1/2 x 13	13		
52.453.06	58100-88L52-019	3	3" 1/4	11 3/8 x 14	13		
52.453.07	58100-88L62-019	3	3" 1/4	11 1/4 x 15	13		
52.454.04	58100-99E00-019	3	4" 1/4	14 x 13	13	60-140 (2 T); 60-70 (4 T) until 2009	MEGARA
52.454.05	58100-94500-019	3	4" 1/4	13 3/4 x 15	13		
52.454.06	58100-94512-019	3	4" 1/4	13 1/4 x 17	13		
52.454.07	58100-94522-019	3	4" 1/4	13 x 19	13		
52.455.02	58100-90J01-019	3	4" 1/4	14 x 17	15	DF50/60AX from 2014; DF70A from 2009; DF90 2001/2008; DF90A/100 from 2009; DF115/115A from 2001; DF115SS from 2020; DF140/140A from 2002 (4 T)	SEMA
52.455.03	58100-90J11-019	3	4" 1/4	14 x 19	15		
52.455.04	58100-90J21-019	3	4" 1/4	14 x 21	15		
52.455.05	58100-90J31-019	3	4" 1/4	14 x 23	15		
52.456.04	-	3	4" 3/4	16 x 17	15	150-300 (4T)	SEMA
52.456.05	-	3	4" 3/4	16 x 17L	15		
52.456.06	-	3	4" 3/4	16 x 18 1/2	15		
52.456.07	-	3	4" 3/4	16 x 18 1/2L	15		
52.456.08	-	3	4" 3/4	16 x 20	15		
52.456.09	-	3	4" 3/4	16 x 20L	15		
52.456.10	-	3	4" 3/4	16 x 21 1/2	15		
52.456.11	-	3	4" 3/4	16 x 21 1/2L	15		

52.456.90 *Watergrip gear case to be purchased separately if necessary.*

For HONDA engines

Code	OEM	N. blades	Ø foot	Ø x pitch	No. of broaches (teeth)	Engine HP	Model
52.460.01	58130-ZV4-008AH	3	2" 1/2	9 1/4 x 8	8	8-9.9-15-20 (4 T)	SEMA
52.460.02	58130-ZV4-009AH	3	2" 1/2	9 1/4 x 9	8		
52.460.03	58130-ZV4-010AH	3	2" 1/2	9 1/4 x 10	8		
52.460.04	-	3	2" 1/2	9 1/4 x 11	8		
52.461.02	58130-ZW2-F21ZA	3	3"	9.9 X 10	10	25-30 (4 T)	STAR
52.461.03	58130-ZW2-F31ZA	3	3"	9.9 X 11	10		
52.461.04	58130-ZW2-F01ZA	3	3"	9.9 X 12	10		
52.461.05	58130-ZW2-F41ZA	3	3"	9.9 X 13	10		
52.462.02	58130-ZV5-860ZA	3	3" 1/4	11 3/4 X 10	13	35-40-45-50-60 (4 T)	YANTA
52.462.03	59130-ZV5-011AH	3	3" 1/4	11 5/8 X 11	13		
52.462.04	59130-ZV5-012AH	3	3" 1/4	11 3/8 X 12	13		
52.462.05	59130-ZV5-013AH	3	3" 1/4	11 1/8 X 13	13		
52.462.06	59130-ZV5-014AH	3	3" 1/4	11 1/8 X 14	13		
52.462.07	59130-ZV5-015AH	3	3" 1/4	11 X 15	13		
52.463.04	58130-ZW1-013AH	3	4" 1/4	14 x 13	15	75-90 from 1995; 80 from 2013; 115 from 1998-2010; 100 from 2016; 130 from 1998-2004 (4T)	MEGARA
52.463.05	58130-ZW1-015AH	3	4" 1/4	13 3/4 x 15	15		
52.463.06	58130-ZW1-017AH	3	4" 1/4	13 1/4 x 17	15		
52.463.07	58130-ZW1-019AH	3	4" 1/4	13 x 19	15		
52.464.05	-	3	4" 3/4	15 1/2 x 17	15	115 since 2011; 135/150 since 2004; 200/225 since 2002; 250 since 2012 (4T)	SOLTIGA 3
52.464.06	-	3	4" 3/4	15 1/2 x 17L	15		
52.464.07	-	3	4" 3/4	15 1/4 x 19	15		
52.464.08	-	3	4" 3/4	15 1/4 x 19L	15		
52.464.09	-	3	4" 3/4	15 1/4 x 20	15		
52.464.10	-	3	4" 3/4	15 1/4 x 20L	15		
52.464.11	-	3	4" 3/4	15 1/4 x 21	15		
52.464.12	-	3	4" 3/4	15 1/4 x 21L	15		

For TOHATSU/NISSAN engines

Code	OEM	N. blades	Ø foot	Ø x pitch	No. of broaches (teeth)	Engine HP	Model
52.440.01	48-812949A02	3	-	7.8 x 7	12	5 (2 T); 4/6 (4 T)	MEGARA
52.440.02	48-812950A02	3	-	7.8 x 8	12		
52.440.03	-	3	-	7.8 x 9	12		
52.468.01	-	3	2" 1/2	8.9 x 7	12	6-8-9.8 40-50-60 (2/4 T) YANTA (2 T); 8- 9.8 (4 T)	MEGARA
52.441.03	48-897614A10	3	2" 1/2	8.5 x 7.5	12		
52.441.04	48-897618A10	3	2" 1/2	8.9 x 8.5	12		
52.443.01	48-897748A11	3	2" 1/2	9 1/4 x 8	14	9.9-15-18 (2/4 T); 20 (4 T)	SEMA
52.443.02	48-897750A11	3	2" 1/2	9 1/4 x 9	14		
52.443.03	48-897752A11	3	2" 1/2	9 1/4 x 10	14		
52.469.04	3BAB64524-1	3	2" 1/2	9 1/4 x 11	14		
52.440.02	3R0B64521-1	3	3"	9.9 x 10	10	25-30 (2/4 T)	STAR
52.440.03	3R0B64523-1	3	3"	9.9 x 11	10		
52.440.04	3R0B64525-1	3	3"	9.9 x 12	10		
52.440.05	3R0B64527-1	3	3"	9.9 x 13	10		
52.471.03	353B64103-0	3	3" 1/4	11 5/8 x 11	13	40-50-60 (2/4 T)	YANTA
52.471.04	353B64104-0	3	3" 1/4	11 3/8 x 12	13		
52.471.05	353B64105-0	3	3" 1/4	11 1/8 x 13	13		
52.471.06	353B64106-0	3	3" 1/4	11 1/4 x 14	13		
52.472.04	3HKB64527-0	3	4" 1/4	14 x 13	15	MF75-90-100-115-140 (4 T); TLD1 70/75/90/ 115; 90 from 1987/2001; 115 from 1992/2001120/ 140 from 1988/2003	MEGARA
52.472.05	3HKB64532-0	3	4" 1/4	13 3/4 x 15	15		
52.472.06	3HKB64536-0	3	4" 1/4	13 1/4 x 17	15		
52.472.07	3HKB64541-0	3	4" 1/4	13 x 19	15		
52.472.08	3HKB64545-0	3	4" 1/4	12 3/4 x 21	15		

For JOHNSON/EVINRUDE engines

Code	OEM	N. blades	Ø foot	Ø x pitch	No. of broaches (teeth)	Engine HP	Model
52.440.01	-	3	-	7.8 x 7	12	4-6 (4 T) from 2011	MEGARA
52.440.02	-	3	-	7.8 x 8	12		
52.440.03	-	3	-	7.8 x 9	12		
52.468.01	3B2B64514-1	3	2" 1/2	8.9 x 7	12	9.8 (4 T) from 2011 onwards	MEGARA
52.441.03	3B2B64515-1	3	2" 1/2	8.5 x 7.5	12		
52.441.04	3B2B64517-1	3	2" 1/2	8.9 x 8.5	12		
52.443.01	763458	3	2" 1/2	9 1/4 x 9	14	9.9 / 15 HP 2-Stroke, 1974 - 2005	SEMA
52.443.02	778772	3	2" 1/2	9 1/4 x 10	14		
52.443.03	778773	3	2" 1/2	9 1/4 x 11	14		
52.451.02	-	3	2" 1/2	9 1/4 x 8	10	9.9/15 (4 T) from 2002-2007	SEMA
52.451.03	-	3	2" 1/2	9 1/4 x 9	10		
52.451.04	-	3	2" 1/2	9 1/4 x 10	10		
52.452.02	-	3	3"	10 1/4 x 10	10	25-30 (4 T) from 2004-2007	SEMA
52.452.03	-	3	3"	10 1/4 x 11	10		
52.452.04	-	3	3"	10 1/4 x 12	10		
52.452.05	-	3	3"	10 1/4 x 13	10		
52.478.03	765049	3	3"	10 1/4 x 11	14	15 ETEC from 2011 onwards; 25/30 ETEC from 2009 onwards; 20/15/30/35 (2 T)	SEMA
52.478.04	765050	3	3"	10 1/4 x 12	14		
52.478.05	778863	3	3"	10 1/4 x 13	14		
52.453.02	-	3	3" 1/4	11 1/2 x 10	13	40/50 (4 T) up to 2007	SEMA
52.453.03	-	3	3" 1/4	11 1/2 x 11	13		
52.453.04	-	3	3" 1/4	11 1/2 x 12	13		
52.453.05	-	3	3" 1/4	11 1/2 x 13	13		
52.453.06	-	3	3" 1/4	11 1/2 x 14	13		
52.479.04	765181	3	4" 1/4	14 x 13	13	40/50/55/60/75/115 EVINRUDE ETEC from 2004 onwards; 70/75/90/100/115/120/130/135/140 (2 T)	MEGARA
52.479.05	765182	3	4" 1/4	13 3/4 x 15	13		
52.479.06	765183	3	4" 1/4	13 3/4 x 17	13		
52.479.07	765184	3	4" 1/4	13 x 19	13		

For SELVA engines

Code	OEM	N. blades	Ø foot	Ø x pitch	No. of broaches (teeth)	Engine HP	Model
52.431.02	-	3	-	8 1/2 x 7 1/2	7	8 RAY (4 T); 9.9 PIKE (4 T)	YANTA
52.431.04	-	3	-	8 1/2 x 8 1/2	7		
52.431.06	-	3	-	8 1/2 x 9 1/4	7		
52.432.01	-	3	2" 1/2	9 1/4 x 8	8	9 (4 T) up to 2007; 15/20 (4 T) WAHOO	YANTA
52.432.02	-	3	2" 1/2	9 1/4 x 9	8		
52.432.03	-	3	2" 1/2	9 1/4 x 10	8		
52.432.04	-	3	2" 1/2	9 1/4 x 11	8		
52.433.01	-	3	3"	9 7/8 x 9	10	25 (4 T) (MORAY/KINGFISH)	YANTA
52.433.02	-	3	3"	9 7/8 x 10 1/2	10		
52.433.03	-	3	3"	9 7/8 x 11 1/4	10		
52.433.04	-	3	3"	9 7/8 x 12	10		
52.433.05	-	3	3"	9 7/8 x 13	10		
52.434.01	-	3	3" 1/2	11 3/4 x 10	13	40/50 (MANTA-BARRACUDA); 40/60 EFI (ARVANA-DORADO)	YANTA
52.434.02	-	3	3" 1/2	11 5/8 x 11	13		
52.434.03	-	3	3" 1/2	11 3/8 x 12	13		
52.434.04	-	3	3" 1/2	11 1/8 x 13	13		
52.434.05	-	3	3" 1/2	11 1/4 x 14	13		
52.434.06	-	3	3" 1/2	11 x 15	13		
52.435.01	-	3	4" 1/4	14 X 11	15	40/70 MURENA (4 T); 80/100 MARLIN (4 T); 115 MARVAL/TARPON (4 T)	YANTA
52.435.02	-	3	4" 1/4	13 5/8 x 12	15		
52.435.03	-	3	4" 1/4	13 5/8 x 13	15		
52.435.04	-	3	4" 1/4	13 5/8 x 14	15		
52.435.05	-	3	4" 1/4	13 1/2 x 15	15		
52.435.06	-	3	4" 1/4	13 1/4 x 17	15		
52.435.07	-	3	4" 1/4	13 x 19	15		
52.435.08	-	3	4" 1/4	12 5/8 x 21	15		
52.436.01	-	3	4" 3/4	15 1/4 x 15	15	150 (4 T); 200/225; 250	SOLTIGA 3
52.436.02	-	3	4" 3/4	14 1/2 x 17	15		
52.436.03	-	3	4" 3/4	14 x 19	15		
52.436.04	-	3	4" 3/4	13 3/4 x 21	15		
52.478.03	-	3	3"	10 1/4 x 11	14	20/25/30/45 (2 T)	SEMA
52.478.04	-	3	3"	10 1/4 x 12	14		
52.478.05	-	3	3"	10 1/4 x 13	14		
52.479.04	-	3	4" 1/4	14 x 13	13	70/80/90/100 (2 T)	MEGARA
52.479.05	-	3	4" 1/4	13 3/4 x 15	13		
52.479.06	-	3	4" 1/4	13 1/4 x 17	13		
52.479.07	-	3	4" 1/4	13 x 19	13		

For PARSUN engines

Code	OEM	Ø foot	N. blades	Ø x pitch	No. of broaches (teeth)	Engine HP	Model
52.430.01	-	-	3	7 1/4 x 6	9		
52.430.03	-	-	3	7 1/4 x 7	9	2.6/4/5 (4 T)	YANTA
52.430.05	-	-	3	7 1/4 x 8	9		
52.431.02	-	-	3	8 1/2 x 7 1/2	7		
52.431.04	-	-	3	8 1/2 x 8 1/2	7	F 6/8/9.8 (4 T)	YANTA
52.431.06	-	-	3	8 1/2 x 9 1/4	7		
52.440.01	-	-	3	7.8 x 7	12		
52.440.02	-	3"	3	7.8 x 8	12	T4/5/5.8/6/8/9.8	MEGARA
52.440.03	-	3"	3	7.8 x 9	12		
52.432.01	-	2" 1/2	3	9 1/4 x 8	8		
52.432.02	-	2" 1/2	3	9 1/4 x 9	8		
52.432.03	-	2" 1/2	3	9 1/4 x 10	8	F 9.9/15 T 9.9/15	MEGARA
52.432.04	-	2" 1/2	3	9 1/4 x 11	8		
52.432.05	-	2" 1/2	3	9 1/4 x 12	8		
52.433.01	-	3"	3	9 7/8 x 9	10		
52.433.02	-	3"	3	9 7/8 x 10 1/2	10		
52.433.03	-	3"	3	9 7/8 x 11 1/4	10	F 20/25 T 20/25/30	YANTA
52.433.04	-	3"	3	9 7/8 x 12	10		
52.433.05	-	3"	3	9 7/8 x 13	10		
52.434.01	-	3" 1/2	3	11 3/4 x 10	13		
52.434.02	-	3" 1/2	3	11 5/8 x 11	13		
52.434.03	-	3" 1/2	3	11 3/8 x 12	13	T 35/40 (4 T)	YANTA
52.434.04	-	3" 1/2	3	11 1/8 x 13	13		
52.434.05	-	3" 1/2	3	11 1/4 x 14	13		
52.434.06	-	3" 1/2	3	11 x 15	13		
52.435.02	-	4" 1/4	3	13 5/8 x 12	15		
52.435.03	-	4" 1/4	3	13 5/8 x 13	15		
52.435.04	-	4" 1/4	3	13 5/8 x 14	15		
52.435.05	-	4" 1/4	3	13 1/2 x 15	15	60-130 (4 T)	YANTA
52.435.06	-	4" 1/4	3	13 1/4 x 17	15		
52.435.07	-	4" 1/4	3	13 x 19	15		
52.435.08	-	4" 1/4	3	12 5/8 x 21	15		

Aluminium propellers for DP 280/290 VOLVO Duo Prop type A

Pair of propellers with thin blades and profile.
Front 3 blades, external 3 or 4 blades (as supplied by the manufacturer).

Code	For leg type	OEM	N. blades	
			front	external
52.222.03	A3	854766	3	4
52.222.04	A4	854767	3	4
52.222.05	A5	854768	3	4
52.222.06	A6	854769	3	4
52.222.07	A7	854770	3	4

Aluminium propellers for DP 280/290 VOLVO Duo Prop type B

Pair of propellers with thin blades and profile.
Front 3 blades, external 3 or 4 blades (as supplied by the manufacturer).

Code	For leg type	OEM	N. blades	
			front	external
52.223.03	B3	854816	3	3-4
52.223.04	B4	854817	3	3-4
52.223.05	B5	854818	3	3-4
52.223.06	B6	854819	3	3-4

3-blade propellers for VOLVO SX STERNDRIVE engines

Code	N. blades	Ø x pitch	No. of broaches (teeth)	feet	Model
52.481.01	3	15 1/2 x 17	19	Volvo Sx Sterndrive; Cobra Sx OMC	SOLTIGA 3
52.481.02	3	15 1/2 x 17L	19	Volvo Sx Sterndrive; Cobra Sx OMC	SOLTIGA 3
52.481.03	3	15 1/4 x 19	19	Volvo Sx Sterndrive; Cobra Sx OMC	SOLTIGA 3
52.481.04	3	15 1/4 x 19L	19	Volvo Sx Sterndrive; Cobra Sx OMC	SOLTIGA 3
52.481.05	3	15 1/4 x 21	19	Volvo Sx Sterndrive; Cobra Sx OMC	SOLTIGA 3
52.481.06	3	15 1/4 x 21L	19	Volvo Sx Sterndrive; Cobra Sx OMC	SOLTIGA 3

3-blade Sail Drive propellers for VOLVO/YANMAR/BUCKH/NANNI

Code	N. blades	Ø x pitch	Rotation	Model
52.226.01	3	14 x 12	Left	STAR
52.226.02	3	15 x 12	Left	STAR
52.226.03	3	15 x 13	Left	STAR
52.226.04	3	16 x 13	Left	STAR
52.226.05	3	17 x 12	Left	STAR
52.226.06	3	17 x 14	Left	STAR
52.226.07	3	17 x 15	Left	STAR
52.226.08	3	17 x 16	Left	STAR
52.226.09	3	18 x 15	Left	STAR
52.226.10	3	18 x 16	Left	STAR

POLASTORM stainless steel propellers

Polastorm is a Hi-Tech company specialized in the production of propellers made of stainless steel and aluminum. The APC (Aerospace Precision Casting) methods used allow achieving extreme density and physical strength. The steel propellers are made with ASTM A890-A4 duplex stainless steel. The high content of Chromium ensures high corrosion resistance. All models conform to the originals. Provided without hub/tear-offs to be ordered separately (see table).

◢ SEMA

◢ SOLTIGA 3

◢ STAR

◢ MEGARA

For engines 25/70 HP, feet 3" 1/4

Code	N. blades	Ø x pitch	Equivalent to	Model
52.550.00	3	11 1/2 x 11	Solas new Saturn; Solas Rubex NS 3; recommended for Suzuki, Yamaha and Selva	STAR
52.550.01	3	11 5/8 x 12		
52.550.03	3	11 1/2 x 13		
52.550.05	3	11 3/8 x 14		
52.551.01	3	10 3/4 x 12	Mercury Profile; recommended for Mercury, Honda, and Tohatsu	MEGARA
52.551.03	3	10 1/2 x 13		
52.551.05	3	10 3/8 x 14		
52.551.07	3	10 1/4 x 15		

For engines 40/140 HP, feet 4" 1/4

Code	N. blades	Ø x pitch	Equivalent to	Model
52.552.03	3	13 1/2 x 14	Solas new Saturn; Solas Rubex NS 3; recommended for Yamaha, Selva; Mercury, Honda; Tohatsu	STAR
52.552.05	3	13 1/2 x 15		
52.552.06	3	13 1/2 x 15L		
52.552.07	3	13 1/4 x 17		
52.552.08	3	13 1/4 x 17L		
52.552.09	3	13 x 19		
52.552.10	3	13 x 19L		
52.553.01	3	14 x 17	Recommended for Suzuki	SEMA
52.553.02	3	14 x 17L		
52.553.03	3	14 x 19		
52.553.04	3	14 x 19L		
52.553.05	3	14 x 21		
52.553.06	3	14 x 21 L		

* *Supplied with a spacer to be inserted before the propeller, except for Omc/Johnson and 2-stroke Suzuki with 13 groove shaft.*
** *Not usable with Omc/Johnson and 2-stroke Suzuki with 13 groove shaft.*

For engines 115 HP and above, 4" 3/4 feet

Code	N. blades	Ø x pitch	Equivalent to	Model
52.554.03	3	14 1/4 x 17	Solas new Saturn; Solas Rubex NS3; recommended for all brands 150/200 HP	STAR
52.554.04	3	14 1/4 x 17L		
52.554.05	3	14 x 19		
52.554.06	3	14 x 19L		
52.554.07	3	14 x 21		
52.554.08	3	14 x 21L		
52.555.01	3	14 3/4 x 17	Solas Rubex HR3; Solas HR Titan; recommended for all brands 200/250 HP	SALTIST
52.555.02	3	14 3/4 x 17L		
52.555.03	3	14 3/4 x 19		
52.555.04	3	14 3/4 x 19L		
52.555.05	3	14 1/2 x 21		
52.555.06	3	14 1/2 x 21L		
52.556.05	3	15 1/2 x 17	Solas Lexor; Solas Rubex L3; recommended for Suzuki 175/225 HP and for all brands from 250 HP and above	SOLTIGA 3
52.556.06	3	15 1/2 x 17L		
52.556.07	3	15 1/4 x 19		
52.556.08	3	15 1/4 x 19L		
52.556.09	3	15 x 21		
52.556.10	3	15 x 21L		

For Volvo SX STERNDRIVE engines from 1994, 19 teeth broaching

Code	N. blades	Ø x pitch	No. of broaches (teeth)	feet	Model
52.542.02	3	14 3/4 x 17	19	Volvo Sx Sterndrive; Cobra Sx OMC	SALTIST
52.542.03	3	14 3/4 x 17L	19		
52.542.04	3	14 3/4 x 19	19		
52.542.05	3	14 3/4 x 19L	19		
52.542.06	3	14 1/2 x 21	19		
52.542.07	3	14 1/2 x 21L	19		

For Volvo SX STERNDRIVE engines from 1994, 19 teeth broaching

Composition: tear stopper + thrust stop + front washer + spacer + nut

Code	Ø foot	No. of broaches (teeth)	Motor	Engine HP	Model
52.580.01	3" 1/4 (82.6 mm)	13	Mercury	25-70HP	25hp Bigfoot(4 stroke)...1999-2005 ; 30hp Bigfoot(4 stroke)...2010-today 30hp(2&4 strokes)...1994-2005 ; 30hp(Sea Pro/Marathon)...1994-today 35hp...1984-1989 ; 402&500 models...1974-1984 40hp(2&4 strokes/non bigfoot)...1977-today ; 40hp(Sea Pro/Marathon)...1977-today 45hp...1986-1989 ; 48hp(Mariner)...all years 55hp (Mercury/Sea Pro/Marathon)...1995-present ; 50hp (2&4 stroke/non bigfoot)...1977-present 60hp(4 stroke)(not bigfoot or Sea Pro/Marathon)...1978-today ; 60hp(2 stroke)...1978-today 70hp (model 700)...1983 ; Force40/50hp...1995-1998 70hp...1991-1995 ; 75hp...1996-1998
52.580.02	4" 3/4 (120.7 mm)	15	Mercury	90CT-400HP	90, 100,115HP Command Thrust...2014 & today ; 135 HP...1987-today 150 HP...1978-today ; 175 HP...1978-today ; 200 HP 1978-today 220 HP...1987-1988 ; 225 HP 1980-today ; 225 HP(SeaPro/Marathon)...all years 250-400 HP (2 and 4-stroke)...1990-today ; 3.4 litres...1984-1986 MERCRUISER STERNDRUVES Models 1S,1B,1C...-1982 ; Models 120,140,145 DTS...-1982 ; Models 165,228,470,485,888,898...-1982 Models 225S,233,255TRS,260,280TS,330TRS...-1982 ; MERCRUISER 120-260HP...1983-1985 ALPHA ONE DRIVE (GEN.1&GEN.2 ALL ENGINES&HP) BRAVO ONE DRIVE (BRAVO ONE & BRAVO ONE X DRIVES SOLO)
52.580.03	4" 3/4 (120.7 mm)	19	Mercury	-	**1 1/4" engine shaft** 90, 100,115HP Command Thrust...2014 & today ; 135 HP...1987-today 150 HP...1978-today ; 175 HP...1978-today ; 200 HP 1978-today 220 HP...1987-1988 ; 225 HP 1980-today ; 225 HP(SeaPro/Marathon)...all years 250-400 HP (2 and 4-stroke)...1990-today ; MERCRUISER STERNDRUVES ALPHA ONE DRIVE (GEN.1&GEN.2 ALL ENGINES&HP) BRAVO ONE DRIVE (BRAVO ONE & BRAVO ONE X DRIVES SOLO)
52.583.01	3" 1/4 (82.6 mm)	13	HONDA	35-60 HP	BF 35hp…1991-1994 ; BF 40hp…1995-today ; BF 45hp…1991-1994 BF 50/50A hp…1995-today ; BF60…2010-today
52.583.02	4" 3/4 (120.7 mm)	15	TOHATSU & NISSAN	115-250 HP	BF115-250HP...2014-today
52.581.01	3" 1/2 (89 mm)	13	Yamaha	25-60HP	T25hp...2010-today ; F30(4 stroke)...2001-2005 ; 40hp(C40)...1984-today 48hp...1995-2000 ; 50hp(Not T50)...1984-today ; F40(4 stroke)...1999-today F50(4 stroke)...1995-today ; 55hp...1976-1995 ; 60hp...1976-1991 ; F60(4 stroke)...1999-today
52.581.02	4" 1/4 (108 mm)	15	Yamaha	50-100HP	T50(4 stroke)...1996-today ; 60hp(C60/E60/P60)...1992-2005 T60(4 strokes)...2003-today ; 70hp...1984-today 70-100HP (not F75B, F90B, F100B)...1984-today
52.581.03	4" 3/4 (120.7 mm)	15	Yamaha	150-300HP	150hp...1986-today ;F150(4 stroke)...2004-today 175hp...1984-today ; F175(4 strokes)...2004-today 200hp...1984-today ; 200hp(VMAX)...2001 ; F200(4 stroke)...2002-today VF200V-MAX SHO...2010-today ; 220hp(Special)...1987-1988 ; 225hp(excel)...1980-today 225hp...1986-present ; F225(4 stroke)...2002-present ; VF225 VMAX SHO...2010-present 250hp...1990-today ; 250hp(VMAX)...2001-today ; F250HP including VMAX and Offshore F250(4 stroke, including Offshore)...2002-today ; 300HP(2 stroke V6 Engine).. 2004-2007 F300 Offshore (4-stroke V6 Engine)...2010-today ; Sterndrive 3.0L-7.47L
52.581.04	5" 1/4 (133.4 mm)	17	Yamaha	300/350HP	300 HP (4-stroke V8 Engine) ; 350 HP (4-stroke V8 Engine)
52.582.01	3" 1/4 (82.6 mm)	13	BRP, JOHNSON, EVINRUDE	40-50 HP	40 & 50 HP (4-stroke)...1999-2007
52.582.02	4" 1/4 (108 mm)	13	BRP, JOHNSON, EVINRUDE	60-70 HP	60HP (4 stroke)…1998-today ; 70HP(4 stroke)...1998-today
52.582.03	4" 1/4 (108 mm)	15	SUZUKY	DF 70-90HP	DF70A/DF80A/DF90A(4 stroke)...2009-today
52.582.04	4" 1/4 (108 mm)	15	BRP, JOHNSON, EVINRUDE	90-115HP	90HP,115HP(4 strokes)...2002-2007
52.582.05	4" 1/4 (108 mm)	15	BRP, JOHNSON, EVINRUDE	140HP	140HP(4 strokes)...2002-2007
52.582.06	4" 3/4 (120.7 mm)	15	BRP, JOHNSON, EVINRUDE	200-225HP	200&225HP(4 strokes)...2004-2005
52.584.02	4" 1/4 (108 mm)	13	BRP, JOHNSON, EVINRUDE	40-140HP	40HP E-TEC…2004-today ; 45-55HP 2 Cyl…1971-1999 50-55HP 3 Cyl…1994-1999 ; 55HP E-TEC…2009-today 60HP 3 Cyl…1986-2001 ; 60HP E-TEC…2004-today 65HP 3 Cyl…1984-2001 ; 70HP 3 Cyl…1974-2001 75HP E-TEC...2004-today 85HP...1991-1995 ; 90HP...1981-today 100HP...1988-1993 ; 112HP...1994-1996 115HP...1973-today ; 120HP...1986-1994
52.585.01	3" 1/4 (82.6 mm)	13	TOHATSU & NISSAN	35-50HP	35 HP (35B only) Up to 1984, 40 HP 1984 and today; 50 HP (All except 50C) 1992 and today
52.585.02	4" 1/4 (108 mm)	15	TOHATSU & NISSAN	60-140HP	60-140HP (Except 60A,70A,70B)...1987-today MFS75A-115A...every year
52.586.01	4" 3/4 (120.7 mm)	19	Volvo	-	SX Sterndrives...1994-today

Bushings, packings and supports

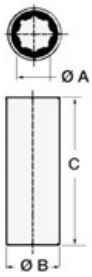

Shaft line bushings with brass external frame. External/internal version in millimetres

Made of hydro-lubricating **rubber**.

Code	Ø A mm	Ø B mm	C mm
52.307.20	20	31,75 (1"1/4)	76.2
52.307.22	22	31,75 (1"1/4)	76.2
52.307.25	25	38,1 (1"1/2)	101.6
52.307.26	25	31,75(1"1/4)	101.6
52.307.28	28	41,27 (1"5/8)	114.3
52.307.30	30	44,4 (1"3/4)	127
52.307.32	32	44,45 (1"3/4)	127
52.307.35	35	47,6 (1"7/8)	139.7
52.307.38	38	50,80 (2")	152
52.307.40	40	53,9 (2"1/8)	160

Code	Ø A mm	Ø B mm	C mm
52.307.45	45	60,3 (2"3/8)	177.8
52.307.50	50	66,6 (2"5/8)	203.2
52.307.55	55	76,20 (3")	228.6
52.307.60	60	82,5 (3"1/4)	241.3
52.307.65	65	85,72 (3"3/8)	266.7
52.307.70	70	95,25 (3"3/4)	279.4
52.307.75	75	101,60 (4")	304.8
52.307.80	80	101,60 (4")	304.8
52.307.85	85	114.30 (4" 1/2)	342.9
52.307.90	90	114.30 (4" 1/2)	355.6

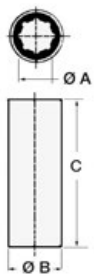

Shaft line bushings with brass external frame. External/internal version in millimetres

Made of hydro-lubricating **rubber**.

Code	Ø A mm	Ø B mm	Ø C mm
52.308.20	20	30	80
52.308.25	25	35	100
52.308.26	25	40	100
52.308.28	28	38	112
52.308.30	30	40	120
52.308.31	30	45	120
52.308.32	32	45	128
52.308.35	35	48	140
52.308.36	35	50	140
52.308.40	40	55	160
52.308.41	40	56	160
52.308.45	45	61	180

Code	Ø A mm	Ø B mm	Ø C mm
52.308.46	45	65	180
52.308.50	50	66	200
52.308.51	50	70	200
52.308.55	55	73	220
52.308.56	55	75	220
52.308.60	60	78	240
52.308.61	60	80	240
52.308.65	65	83	260
52.308.66	65	85	260
52.308.70	70	90	280
52.308.80	80	100	320
52.308.81	80	102	320

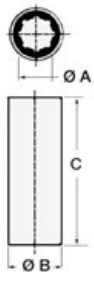

Shaft line bushings with brass external frame. External/internal version in millimetres

Made of hydro-lubricating **rubber**, suitable for US, UK and Australian boats.

Code	Ø A mm	Ø B mm	C mm
52.306.00	1" (25.40)	1"1/4 (31.75)	101.6
52.306.01	1" (25.40)	1"1/2 (38.10)	101.6
52.306.02	1"1/4 (31.75)	1"3/4 (44.45)	127
52.306.03	1"1/2 (38.10)	2" (50.80)	152.4
52.306.04	1"3/4 (44.45)	2"3/8 (60.32)	177.8
52.306.05	2" (50.80)	2"5/8 (66.67)	203.2
52.306.21	1"1/8 (28.57)	1"5/8 (41.27)	114.7
52.306.22	1"3/8 (34.92)	1"7/8 (47.62)	139.7

Code	Ø A mm	Ø B mm	C mm
52.306.23	1"5/8 (41.27)	2"1/8 (53.97)	165.1
52.306.24	1"7/8 (47.62)	2"5/8 (66.67)	190.5
52.306.06	2" 1/4 (57.15)	3" (76.20)	228.6
52.306.08	2" 1/2 (63.50)	3" 1/4 (82.55)	240
52.306.09	2" 5/8 (66.67)	3" 3/8 (85.72)	266.7
52.306.10	2" 3/4 (69.85)	3" 3/4 (95.25)	279.4
52.306.12	3" (76.20)	4" (101.60)	304.8

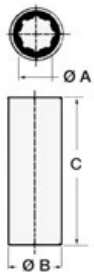

Shaft line bushings with resin external frame. External/ internal version in millimetres

Made of **rubber**, hydro-lubricating, fitted with **resin** external plate, ideal for aluminium hulls with aluminium shaft supports.

Code	Ø A mm	Ø B mm	C mm
52.208.25	25	38.10 (1" 1/2)	100
52.208.30	30	44.45 (1" 3/4)	120
52.208.35	35	47.62 (1" 7/8)	137
52.208.40	40	53.97 (2" 1/8)	160

Code	Ø A mm	Ø B mm	C mm
52.208.45	45	60.32 (2" 3/8)	180
52.208.50	50	66.67 (2" 5/8)	200
52.208.60	60	82.55 (3" 1/4)	240

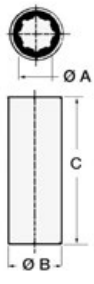

Shaft line bushings with resin outer frame. Millimeters marked on the indise/ outside.

Made of hydro-lubricating **rubber**.

Code	Ø A mm	Ø B mm	C mm
52.209.25	25	35	100
52.209.26	25	40	100
52.209.30	30	40	120
52.209.31	30	45	120
52.209.35	35	48	160
52.209.36	35	50	160

Code	Ø A mm	Ø B mm	C mm
52.209.40	40	55	160
52.209.41	40	56	160
52.209.45	45	61	180
52.209.46	45	65	180
52.209.55	50	66	200
52.209.56	50	70	200

Shaft line bushings with resin outer frame. Inches marked on the indise/ outside.

Made of hydro-lubricating **rubber**.

Code	Ø A mm	Ø B mm	C mm
52.210.25	1" (25.4)	1" 1/2 (38.1)	100
52.210.50	2" (50.8)	2" 5/8 (66.67)	200

Code	Ø A mm	Ø B mm	C mm
52.210.57	2" 1/4 (57.16)	3" (76.2)	220
52.210.63	2" 1/2 (63.5)	3" 1/4 (82.55)	250

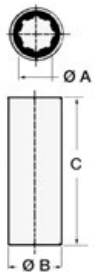

Shaft line bushings made of rubber. External/internal version in millimetres

Code	Ø A mm	Ø B mm	C mm
52.207.22	22	29	75
52.207.23	22	36	80
52.207.25	25	36	100
52.207.26	25	40	120
52.207.30	30	40	120
52.207.35	35	54	140
52.207.40	40	54	140

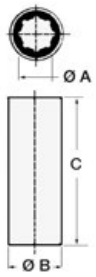

Stainless steel line clamp cutter

The clamp system enables to install the cutter without disassembling the propeller

Code	Axis Ø mm - A	Outer Ø mm (B)	Thickness mm
52.961.01	25	80	22
52.961.03	30	80	22
52.961.04	31.75 (1" 1/4)	80	22
52.961.05	35	100	22
52.961.07	40	100	22
52.961.08	44.5 (1" 3/4)	120	22
52.961.09	45	120	22
52.961.10	50	120	22

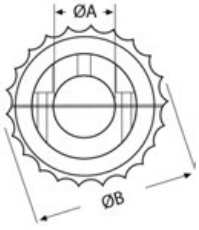

Gland packing

Made with long fibers in **mixed cotton hemp and teflon** with square sections to provide water-tightness on the propeller's box shaft; for correct operation make sure that the packing is mounted in short slugs that form **just one ring** each.

Code	Ø mm	For axles with Ø mm	Package
52.190.06	6	18/25	2 m
52.190.08	8	25/35	2 m
52.190.10	10	40/60	2 m

Rubber stuffing box

Long lasting insulation from water seepage, low maintenance required if correctly treated.
Made of a special type of rubber resistant to salt water and lubricating grease.
The product is supplied with an AISI316 stainless steel clamp and specific lubricant for shaft line.
Operation of the stuffing box is usually under the waterline; lubrication and cooling by water. In case of operation above or on the waterline, an external water cooling source is needed.

Version A: brass hose adaptor for external lubrication by water (if not used, a brass closing cap is supplied) + greasing aperture with brass cap.
Version B: no hose adaptor and greasing aperture.

The kit includes: stuffing box + specific lubricant tube + instructions.

◢ 52.330.xx

Version A		Version B		Centerline Ø mm	Stuffing box case Ø mm
52.330.25		**52.331.25**		25	43
52.330.26	New	**52.331.26**	New	25.4 (1")	44
52.330.30		**52.331.30**		30	49
52.330.31	New	**52.331.31**	New	31.8 (1" 1/4)	52
52.330.35		**52.331.35**		35	55
52.330.36	New	**52.331.36**	New	38.1 (1" 1/2)	58
52.330.40		**52.331.40**		40	60
52.330.41	New	**52.331.41**	New	44.5 (1" 3/4)	64
52.330.45		**52.331.45**		45	65
52.330.46	New	**52.331.46**	New	50.8 (2")	70
52.330.50		**52.331.50**		50	70

◢ 52.331.xx

Water tanks

OSCULATI

Fresh water rigid tank, rectangular version

In **white polyethylene** standard version with rectangular section.
Suitable for installation in the central part of the hull or under the bow bed.
Supplied complete with inspection cap and 4 blind threaded holes from 1/2" - 1"1/4 where the loading/unloading hose connectors, vent (see various models at group 17), must be ordered separately.

Code	Capacity l	Base mm	Height mm	Standard thickness mm +/- 5%**
52.194.49	54	700x400	200	4
52.194.50	47	480x400	260	4
52.194.51	70	710x400	260	4
52.194.69	105	900x400	300	4.5
52.194.70	80	700x400	300	4.5
52.194.71	119	880x500	300	4.5
52.194.72*	170	880x500 - 880x400	400-500	5

* *It can be rotated at 90° and used with height of 400 mm or 500 mm (fitted with* **double series of outlets and inspection cap***).*
** *Our fresh water tank thickness is calculated for standard use of tanks to be installed on leisure boats. The installer or the designer shall be responsible for checking that both the tanks and their mounting systems comply with the required use. Technical support shall be requested, if necessary. The option to require on demand tanks increased in thickness.*

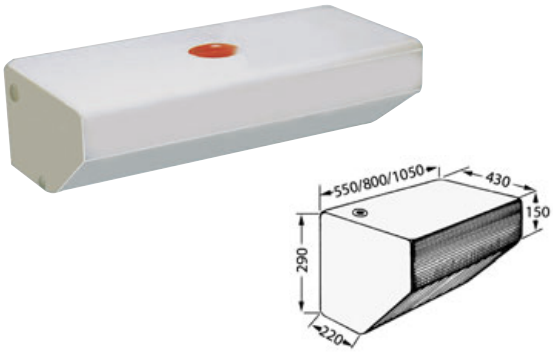

Fresh water rigid tank, tapered version

Made from **linear food-grade polyethylene**.
They are flared on the side to perfectly adhere to the hull.
They are tasteless and odourless.
Supplied complete with inspection cover for cleaning and blind threaded holes for drainage and venting at 1/2" and 1"1/4 for loading.
(For hose connection see various models in group 17 and 52).

Code	Capacity l	Plan mm	Height mm
52.195.50	46	430x550	290
52.195.75	70	430x800	290
52.195.10	100	450x1020	300

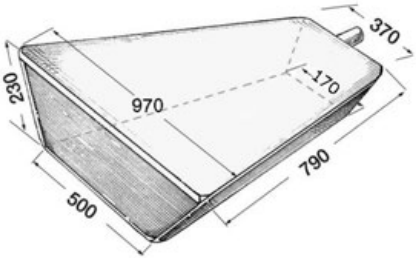

Rigid water tank

In **white polyethylene**, triangular **flared** for the bow.
Complete with 4 blind threaded holes from 1/2" - 1"1/4 where the hose connectors for loading, unloading, and venting are screwed (see various models in group 17).

Code	Capacity l	Standard thickness mm +/- 5%
52.194.00	80	5*

* *Our fresh water tank thickness is calculated for standard use of tanks to be installed on leisure boats. The installer or the designer shall be responsible for checking that both the tanks and their mounting systems comply with the required use. Technical support shall be requested, if necessary. The option to require on demand tanks increased in thickness.*

OSCULATI

White polypropylene tank, suitable for fresh water, holds 60 litres; designed for wall mounting

Suitable for mounting behind cabinets or in cavities.
Complete with female threads of 1/2" - 3/4" - 1" 1/2 for loading, unloading, venting + level indicator flange.

Code	Capacity l	⟷ mm	Max length for float cm	Standard thickness mm +/- 5%*
52.145.78	60	450 x 350 depth x 670 total height	60	5

* *Our fresh water tank thickness is calculated for standard use of tanks to be installed on leisure boats. The installer or the designer shall be responsible for checking that both the tanks and their mounting systems comply with the required use. Technical support shall be requested, if necessary. The option to require on demand tanks increased in thickness.*

Large rigid tank for drinkable water

In food-grade linear polyethylene. Tasteless and odourless. Supplied complete with inspection cap and provisions for loading, unloading, and venting. Possibility of modular installation of multiple tanks, thanks to the preparation of a connection nipple. All female fittings in the plastic moulded.

Code	Capacity l	Length x width mm	Height mm	Standard thickness mm +/- 5%*
52.173.01	215	1000x400	600	6
52.173.03	390	1300x400	800	7
52.173.04	390	1300x400	800	7
52.173.08	350	1620x520	510	8
52.173.09	600	2430x520	510	9.5
52.195.20	165	900x600	400	6
52.195.22	240	870x785	405	6

Symbols: A=1" - B=1"1/4 - C=1"1/2 - D=3/4 - IS=Inspection

* *Our fresh water tank thickness is calculated for standard use of tanks to be installed on leisure boats. The installer or the designer shall be responsible for checking that both the tanks and their mounting systems comply with the required use. Technical support shall be requested, if necessary. The option to require on demand tanks increased in thickness.*

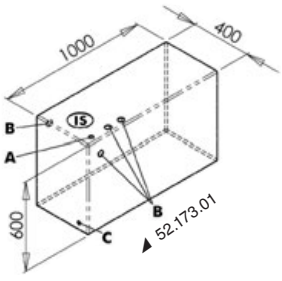

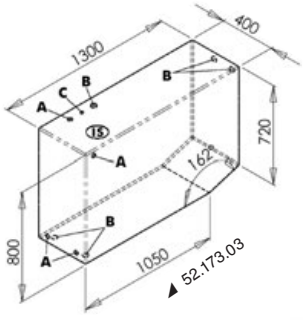

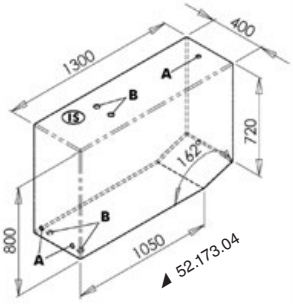

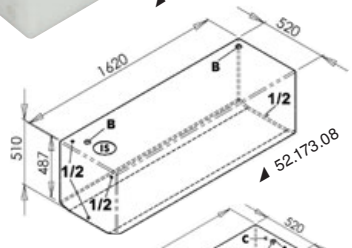

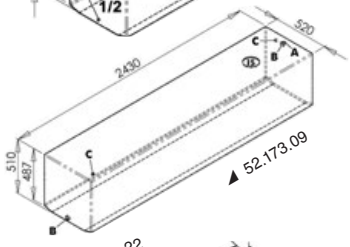

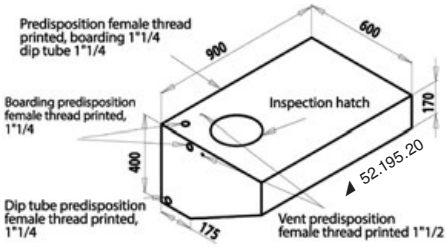

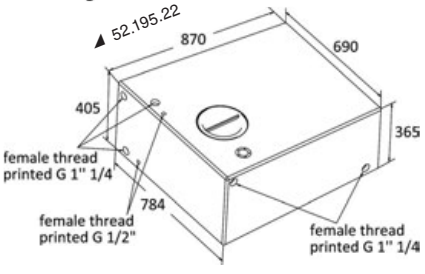

Rigid modular tank for drinkable water

Made of linear food-quality polyethylene. Fitted with inspection plug and multiple ports for filling, draining, venting with 1" 1/4, 3/4", 1" female threads. Ready to fit a level indicator with 5-bore VDO flange (27.160.xx; 27.161.xx; 27.166.xx).
Prepared for level indicator installation with VDO 5-hole flange (27.160.xx; 27.161.xx; 27.166.xx).

Code	Capacity l	Base mm	Height mm	A - Vent Ø mm	B - Filler cap Ø mm	C	D	Standard thickness mm +/- 5%*
52.194.80	172	700x500	600+25	16/20	38/50	3/4"	1"1/4	5.5
52.194.81	247	1000x500	600+25	16/20	38/50	3/4"	1"1/4	7
52.194.82	343	1400x500	600+25	16/20	38/50	3/4"	1"1/4	7
52.194.90	170	500x600	700+25	16/20	38/50	3/4"	1"1/4	6
52.194.91	236	500x600	1000+25	16/20	38/50	3/4"	1"1/4	7

* *Our fresh water tank thickness is calculated for standard use of tanks to be installed on leisure boats. The installer or the designer shall be responsible for checking that both the tanks and their mounting systems comply with the required use. Technical support shall be requested, if necessary. The option to require on demand tanks increased in thickness.*



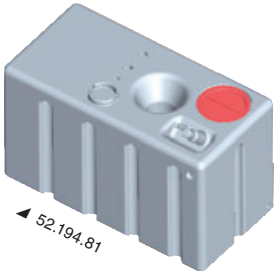

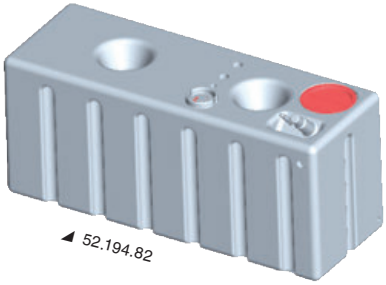

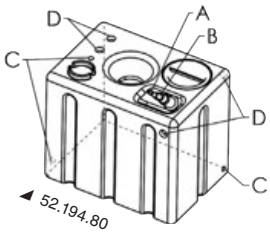

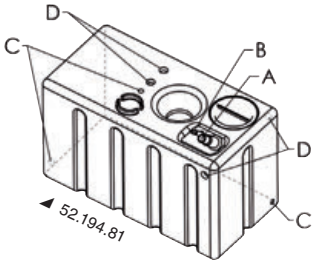

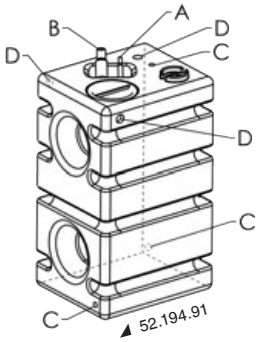

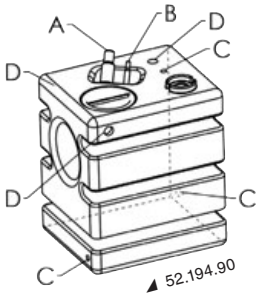

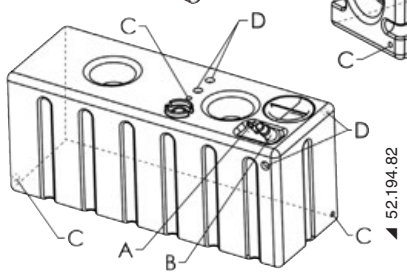



OSCULATI

Tank with fresh water pump, can be rotated by 90°

Polyethylene tank already assembled with fresh water pump type 16.503.12. Recommended for one outlet.
When rotated at 90°, it height varies from 34 to 26 cm according to your needs.

Code	Capacity	Capacity l	Fresh water tank oulet Ø mm	Inlet joint Ø mm	Vent Ø mm	Bracket	Standard thickness mm +/- 5%*	⟷ outside mm
52.194.21	3.8 l/min at 12 V	32	10	38	16	**52.195.00**	4	400x260x340
52.194.22	3.8 l/min at 12 V	49	10	38	16	**52.195.00**	4	600x260x340

Can be installed with base 340x400 (height 260 mm) or base 400x260 (height 340 mm). Made-ready for bracket mounting 52.195.00.

* *Our fresh water tank thickness is calculated for standard use of tanks to be installed on leisure boats. The installer or the designer shall be responsible for checking that both the tanks and their mounting systems comply with the required use. Technical support shall be requested, if necessary. The option to require on demand tanks increased in thickness.*

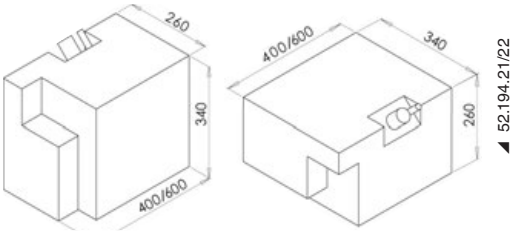

OSCULATI

Tank + fresh water pump kit

Food-grade polyethylene tank already assembled with autoclave 16.512.12 (12V), flow rate 12.8 l / min. Recommended for 1, 2, or 3 users. Fittings not included, to be chosen from the series 16.532. XX.

Code	⟷ mm			Net volume l	Inlet joint	Vent	Fastening bracket	Max length for float cm	Standard thickness mm +/-5%*
	A	B	C						
52.194.30	450	350	400	56	1 1/2"	3/4"	**52.195.00**	39	5
52.194.32	650	330	400	77	1 1/2"	3/4"	**52.195.00**	39	4
52.194.34	650	490	400	117	1 1/2"	3/4"	**52.195.00**	39	5

* *Our fresh water tank thickness is calculated for standard use of tanks to be installed on leisure boats. The installer or the designer shall be responsible for checking that both the tanks and their mounting systems comply with the required use. Technical support shall be requested, if necessary. The option to require on demand tanks increased in thickness.*



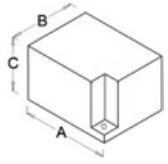

OSCULATI

Tank kit + Big fresh water tank

Assembled food-grade polyethylene tank with fresh water pump 16.512.12 (12V), flow 12.8 lt / min or with Whale Watermaster fresh water pump 16.700.13 (12V), flow 11.5 l / min.

Code	⟷ mm			Net volume l	Max length for float cm	Standard thickness mm +/-5%*
	A	B	C			
52.189.01	900	500	600	222	59	6
52.189.11	900	500	600	222	59	6

* *Our fresh water tank thickness is calculated for standard use of tanks to be installed on leisure boats. The installer or the designer shall be responsible for checking that both the tanks and their mounting systems comply with the required use. Technical support shall be requested, if necessary. The option to require on demand tanks increased in thickness.*

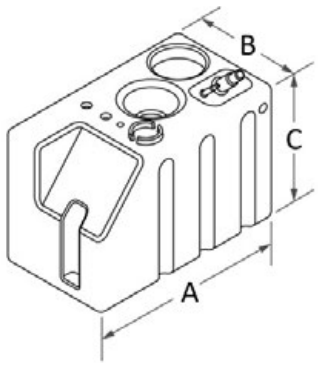

Tank fixing plate

Stainless steel bracket for tanks with specific predisposition
Prepared with 2 slotted holes for screws.

Code	Compatible with tanks
52.195.00	50.147.xx; 50.148.xx; 50.149.xx; 52.194.xx; 52.194.21

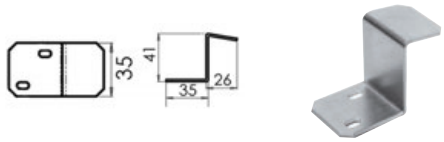

H2O / fuel tap plug for stainless steel, plastic and aluminium tanks

Made of nylon, fitted with a stainless steel tap plug elbow-shaped hose.
Easy to fix on any flat surface by boring a 5-cm hole.

Code	Version
52.199.02	Pipe Ø 12 mm, length 56 cm, bore Ø 50 mm
52.199.14	Pipe Ø 14 mm, length 84 cm, bore Ø 50 mm

90° outlet for flexible water tank

Made of **nylon** with 90° pipe, ideal for flessible water tanks 52.196.xx.

Code	Version
52.196.91	Oulet or vent, hose adaptor Ø 16 mm
52.196.93	Load, hose adaptor Ø 38 mm

90° outlet for rigid water tank

Water loading and unloading that can be adapted to any tank. Made of nylon. 90° elbow fitting.

Code	Version
52.199.16	Oulet or vent, hose adaptor Ø 16 mm
52.199.38	Load, hose adaptor Ø 38 mm

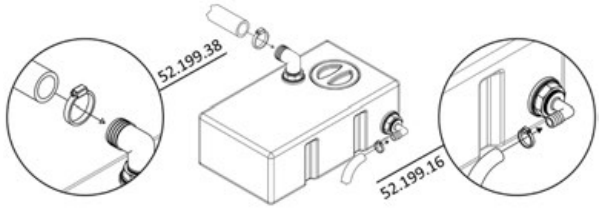

Hose adaptor

Made of **white nylon** for rigid water tanks.

Code	Version
52.197.15	3/4"x15 mm straight
52.198.16	3/4"x16 mm 90° curve
52.198.25	3/4"x25 mm 90° curve
52.195.15	1/2"x15 mm straight
52.196.15	1/2"x15 mm 90° curve

Code	Version
52.195.38	1"1/4x38 mm straight
52.196.38	1"1/4x38 mm 90° curve
52.197.38	1"1/2x38 mm straight
52.198.38	1"1/2x38 mm 90° curve

Colour white or black depending on availability.



Portable showers

20 litre solar shower

Code **52.020.20**
Made with special **PVC** that absorbs solar rays and heats the water that is stored inside; supplied with dispenser.

Portable pressure "Handy Shower"

Code **52.187.00**
Fitted with **ABS** container that can hold up to 8 litres of water, push button shower and 1,7 meter hose, pressure piston; by activating the piston 25 times with pressure up to three bar, the water comes out of the shower; Handy Shower is well built and very functional.

Flexible water tanks

Flexible water tank

Very convenient, its shape adapts to the location where you position it. No maintenance required, low cost. Fitted with water inlet and outlet and a vent valve for water bubbles.

Model made with very sturdy **mixed nylon/PVC fabric**, and double **anti-blast** welds.

Code	Litres	⟷ cm
52.196.01	55	69x72
52.196.02	100	69x110
52.196.03	150	69x136
52.196.04	210	69x177
52.196.05	55	107x94 (triangular)
52.196.06	100	131x102 (triangular)

Fitting included 1x16 mm/1x38 mm

Flexible water tank Liquid

HEAVY DUTY **EASY INSTALLATION**

Food-grade PVC tanks for water storage. Made from phthalate-free food-grade PVC fabric, they easily adapt to the shapes of bilges or lockers. The fabric's durability and the double high-seal welding ensure a long lifespan. Equipped with two welded sockets with male thread G 1 ½. Supplied with a swivel hose holder Ø 38 for loading and Ø 16 for unloading. For installation, the tank can be attached to metal eyelets.

Code	Litres	Dimensions cm
52.198.01	55	69x72
52.198.02	100	69x110
52.198.03	150	69x136
52.198.04	210	69x177
52.198.05	55	107x94 triangular
52.198.06	100	131x102 triangular

Outlet for flexible water tanks

Made of **nylon**, as spare parts for water tank models 52.196.01; 52.196.03; 52.196.05; 52.196.06.

Code	Version
52.196.90	Outlet, hose adaptor Ø 16 mm
52.196.92	Load, hose adaptor Ø 37 mm

Terminal joint

Includes cover, to be connected with a **PV** pipe onto outlet models 52.196.92; 52.196.93 if a water connection is required with a flying pipe without deck mounting.

Code	Hose adaptor Ø mm
52.196.94	37

Dehumidifier

52.153.04

52.153.03

52.153.05

ABSODRY® moisture absorber

The passive salt crystal dehumidifier absorbs excess moisture in the air, preventing the formation of mould and bad odours. Once the ideal humidity level is reached, the process automatically stops and resumes if the humidity level begins to rise again. Composed of a two-level container. The bag containing the salt crystals is placed on the upper level; the water attracted by them is collected in the container on the lower level. The container can be easily emptied and the crystals replaced with a new refill. ABSODRY® Hanger is the hangable, disposable version, specific for confined spaces where ventilation is limited. Used in wardrobes, it is ideal for keeping clothes and sweaters fresh and dry.

Code	Description	Suitable for	⟷ mm
52.153.03	ABSODRY® Classic + 450gr refill pack	10 - 12 m³ 1 to 3 months	180x110x210
52.153.04	ABSODRY® 3 x 450 gr refill packs	10 - 12 m 1 to 3 months every refill	145x145x145
52.153.05	ABSODRY® Hanger	450 gr 10 - 12 m³	60x205x335

Duration is just an indication and depends on the air humidity level

Water tank accessories and detergents

Water level panel + probe kit

4 LED (1/4 - 1/2 - 3/4) indicator panel + probe with 5-bore international flange. Also equipped with thread and nut for universal fastening in all tanks made of whatever material. Arranged for 15/50-cm high tanks. The probe sensors are to be cut accordingly to the height of the tanks used.

Code	⟷ panel mm	Prewired cable length m	V
52.648.00	75x62	4	12/24

50.204.61 *4-m extension cable fitted with male/female conncetors.*

OSCULATI

YACHTICON Aqua Clean for fresh water tanks

Used for the treatment and preservation of fresh water in tanks. It prevents contamination for up to six months.
Silver-based,**free of chlorine** or other chemicals. It is tasteless and odourless. **Suitable for drinking and non-potable water**.
It can be used in both flexible and rigid tanks (in case of aluminium tanks, the liquid version 52.193.00 is better).

Code	Description	Package	For litres
52.193.00	Small ready-to-use bottles	100 ml	1.000
52.193.01	Powder package (dispenser included)	100 g	10.000
52.193.02	Tablets	100 pcs	500
52.193.03 New	Tablets	100 pcs	2000

With the purchase of 16 pcs, you'll receive a **complimentary** *display stand*

◢ 52.193.00

◢ 52.193.00 ◢ 52.193.01 ◢ 52.193.02 ◢ 52.193.03

"Clean a Tank" YACHTICON

Citric acid-based cleaner for removing limescale deposits in tanks and pipes.
Non-toxic, its use is recommended after a period of non-use of the system.
After use, it is advisable to use the Pura Tank to disinfect the entire system.

Code	Package ml
52.191.50	500

"Pura Tank" YACHTICON

Product **chlorine-free**, suitable for washing and disinfecting water tanks of 160 lt.
Removes deposits and odours caused by the formation of bacteria and algae.
Action time 10 hrs.

Code	Package ml
52.191.00	500

"Aqua Source Clear" WHALE

Inline water purifier for drinking water "Whale".
Treats up to 4,500 litres of water, purifying it from odours, bacteria, fungi, etc.

Code	Hose adaptor mm
52.124.00	12



Wind Shell modular Venting System

Wind Shell Venting system

UV-resistant ABS body. Push the central button to open and close. Perfectly watertight when closed. Can be installed with shell cover to maximise airflow/protection

Code	Description	Notes
53.520.01	Open / Close valve	It can be installed without grid.
53.520.02	Hull	-
53.520.03	Coupling + ring	For thickness up to 120 mm

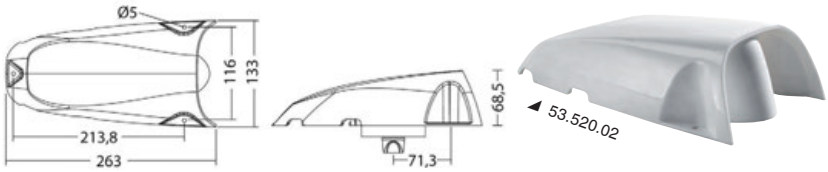

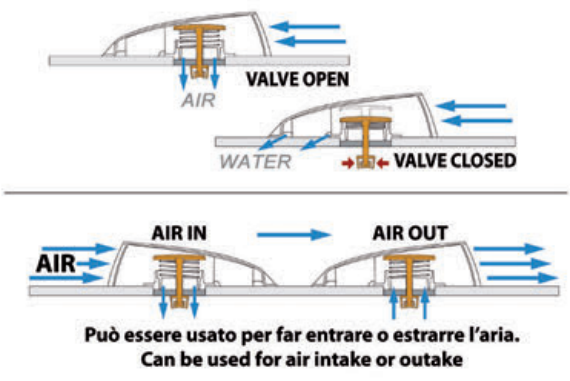

Mushroom vents, hatch vents and louvred vents

Watertight vents - ventilite/ventair

Made of white flexible **PVC**, swivelling, fitted with locking cap.

Code	Profile type	⟷ neck mm	Height mm	Width mm	Base Ø mm
53.135.93	lowered	70	90	160	112
53.135.94	lowered	100	150	185	142
53.135.95	traditional	70	230	110	112
53.135.96	traditional	100	250	140	142

DELUXE stainless steel cowl vent

AISI 316

Made of mirror polished AISI 316 stainless steel, fitted with screw locking cap.

Code	Deck hole mm	Height mm
53.134.09	102	136

Ventilator

Made of **stainless steel**, lets air pass through without letting water in, fitted with underlying electric starter for cabin ventilation, powered with solar cell built-in onto the ventilator.

Code	Ø mm	Overhang mm	Housing hole mm
53.503.00	200	30	103



Watertight vents - ventilite/ventair

Made of **stainless steel**. It lets air in while being completely watertight.

Code	Model	External Ø mm	Height mm	Housing hole mm
53.500.10	With light passage	230	35	97

LEWMAR ventilator

LEWMAR

Made of reinforced plastic, it exchanges air and prevents water seepage. It can be mounted onto the hatch glass or on the deck. Universal model complying with the CE ISO 12216:2003 standards.

Code	External Ø mm	Recess bore mm
19.041.01	170	76

Solarvent automatic solar vent

OSCULATI

Represents the most advanced ventilation system, powered by solar energy. Dome in **mirror-polished stainless steel**. ON-OFF switch. The ventilator is equipped with rechargeable NiMH batteries that, by storing energy during the day, ensure a **10-hour operation even without sunlight**. Complete with two DX/SX fans that allow choosing whether to **let in** or **let out** the air.

Code	Cap Ø mm	Practice hole mm	External/internal overhang mm	Air circulation m^3/h
53.636.00	217	119	71 total	20

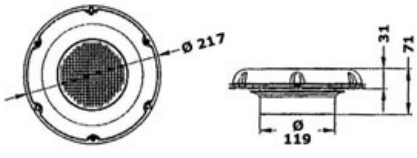

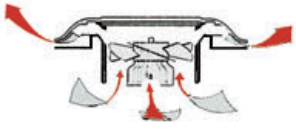

Shell Vent

Made of **chromed brass**, innovative and elegant design.

Code	⟷ mm	Type
53.310.01	165x120x34	American
53.313.00	175x115x40	-



Rectangular Louvred Vents

Made of **polished stainless steel**.

Code	Height mm	Width mm	Fly screen
53.021.01	115	127	no
53.021.02	67	127	no
53.021.03	118	232	no
53.021.04	232	127	no
53.021.05	76	152	no
53.021.06	76	229	no
53.021.00	116	340	no
53.021.07	115	127	Yes
53.021.08	67	127	Yes
53.021.09	118	232	Yes
53.021.10	232	127	Yes
53.021.11	76	152	Yes
53.021.12	76	229	Yes
53.021.13	116	340	Yes

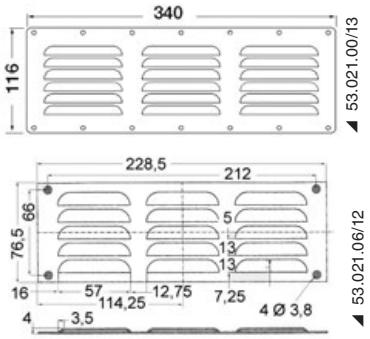

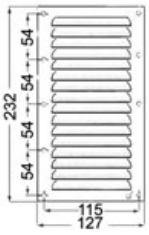

◢ 53.021.04/10

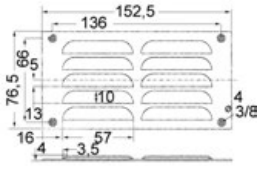

◢ 53.021.05/11

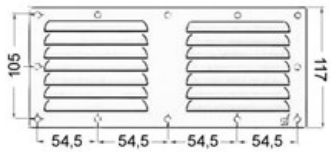

◢ 53.021.03/09

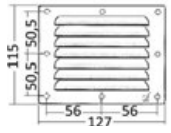

◢ 53.021.01

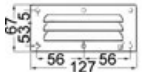

◢ 53.021.02/08

Oval Louvred Vents

Made of polished stainless steel.

Code	⟷ mm
53.022.01	116x128

Oval air inlets

Made of mirror-polished **stainless steel**.

Code	⟷ mm
53.216.92	170 x 60

Circular air inlet

Made of mirror-polished **stainless steel**.

Code	Ø mm
53.216.90	83

Dual louver

Made of polished stainless steel.

Code	⟷ mm
53.022.02	235x118



Air vent, shutter type, fitted with sash locking system

Made of **polished stainless steel**.

Code	Fly screen	⟷ mm
53.468.00	no	152x76
53.468.01	Yes	152x76
53.468.02	no	229x76
53.468.03	Yes	229x76

◢ 53.301.85/86/87

Circular Louvred Vents

Made of **polished stainless steel**.

Ø mm	With fly screen	Without fly screen	Splashproof protection
102	**53.301.67**	**53.301.71**	**53.301.85**
125	**53.301.68**	**53.301.72**	**53.301.86**
152	**53.301.69**	**53.301.73**	**53.301.87**
178	**53.301.64**	**53.301.63**	-
63	**53.301.66**	**53.301.70**	-

◢ 53.302.01

◢ 53.302.02

Stainless steel louvre vents

Mirror-polished printed stainless steel plate

Code	⟷ mm
53.302.01	100x100
53.302.02	125x125

Stainless steel air vent

AISI316 mirror-polished precision-cast stainless steel.

Code	⟷ B mm	Version	Centre distance A mm	Bore Ø mm
53.301.80	97x97	With screws	64	75
53.301.81	97x97	with studs	64	75
53.301.82	129x129	With screws	92	100
53.301.83	129x129	with studs	92	100

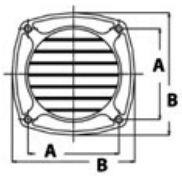

ABS Hose vent with collar

Made of **ABS plastic**.

Code	⟷ mm					Type	Colour	For hose of items
	A	B	C	Ø Neck D	H			
53.273.01	92	92	62	76	-	straight	white	**16.104.35**
53.273.02	92	92	62	76	-	straight	Black	**16.104.35**
53.273.03	126	126	76	102	-	straight	white	**16.104.36**
53.273.04	126	126	76	102	-	straight	Black	**16.104.36**
53.274.01	92	92	108	76	32	90°	white	**16.104.35**
53.274.02	92	92	108	76	32	90°	Black	**16.104.35**

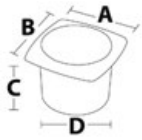

◢ 53.274.xx

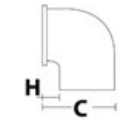

◢ 53.273.xx

Pivoting hose-vent connectors for stainless steel vents

Made of plastic.

Code	Reference vent	Type	Neck Ø mm	Tube Ø mm	Adaptable hose
53.404.01	**53.301.80; 53.301.81; 53.302.01**	90°	76	80	**16.104.35**
53.404.02	**53.301.82; 53.301.83; 53.302.02**	90°	102	102	**16.104.36**
53.404.03	**53.301.80; 53.301.81; 53.302.01**	straight	-	80	**16.104.35**

◢ 53.404.01/02

◢ 53.404.03

◢ 53.404.01/02

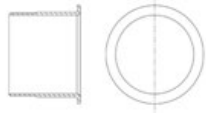

◢ 53.404.03

◢ 53.404.01/02

Circular aerator

Made of **polished stainless steel**, fitted with rotating locking system.

Code	Fly screen	Ø mm
53.214.45	No	102
53.214.46	Yes	102
53.214.55	No	127
53.214.56	Yes	127
53.214.65	No	152
53.214.66	Yes	152

Inlet/outlet air grid

Made of **stainless steel**, fitted with screen.

Code	Neck Ø mm
53.301.74	58

Large capacity Louvred vents

Fitted with adjustable and closing **white ABS** fins, covering ring for the screws.

Code	External Ø mm	Version	Bore Ø mm
53.301.75	163	rear flush mount	115

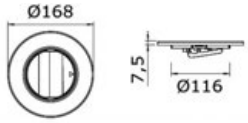

Concentric air diffusers

Made of **white ABS**, designed for air distribution.

Code	Ø mm	Bore Ø mm	Fixing
53.301.78	165	125	with 3 screws
53.301.79	165	125	with spring clips

53.273.27; 53.480.84

53.273.25

ABS Louvred vents

Made of **ABS plastic**.

Code	⟷ mm	Colour
53.273.25	85x85	Chromed
53.273.26	85x85	Black
53.273.27	85x85	white
53.273.28	85x85	Cream
53.273.29	85x85	grey
53.480.81	125x125	Chromed
53.480.82	125x125	Black
53.480.84	125x125	white

Collars

Made of **ABS with two diameters**; used to connect fan hose to the bulkhead

Code	Ø mm	For pipes	Mounting holes
53.273.24	70/80	similar to our model 16.104.30/35	Corresponding to grid models 53.273.26; 53.273.27; 53.301.80

53.301.05



53.301.06

Nylon louver

Made of **nylon**.

Code	⟷ mm	Colour
53.301.05	125x260	Black
53.301.06	125x260	white

ABS louver

Made of **ABS plastic**.

Code	⟷ mm	Colour
53.273.90	201x101	Black
53.273.91	201x101	white



"Zebra" Louvred vents

Made of **ABS plastic**.

Code	⟷ mm	Recess mm	Colour
53.458.01	435x64	405x48	Black
53.458.02	435x64	405x48	white

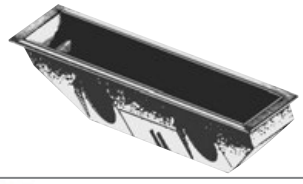

Rear container

To connect hose to the fan. Made of **ABS** plastic.

Code	To be used with	Depth mm
53.451.00	**53.458.01; 53.458.02**	115

ABS air inlet for engine room

Code	Outside mm
53.408.00	420x120

ABS side vent

Made of **chromed ABS**; fitted with a very low streamlined profile.

Code	⟷ mm	Recess mm	Colour	Ventilation box*
53.405.00	415x83	395x58	chromed	**53.407.00**
53.406.50	415x83	395x58	Black	**53.407.00**
53.406.51	415x83	395x58	white	**53.407.00**

* *Made of **ABS**, designed to connect into louvred vents models 53.405.00; 53.406.50; 53.406.51, two ventilation hose model 16.104.30; 16.104.35, size 294x60 mm; for recess fit onto the other air intakes mentioned above.*

53.405.00

53.406.50

53.406.51

53.407.00

Stainless steel side louver

Made of mirror-polished **stainless steel**.

Code	⟷ mm	Recess mm
53.204.01	525x112	27
53.205.01	325x76	27
53.206.01	525x76	27



Large capacity Louvred vents

Made of **stainless steel**, genuine Japanese product, designed for engine bays.

Code	⟷ mm
53.401.50	205x114
53.401.51	326x114


53.401.50


53.401.51

Rear container

Made of **stainless steel**, suitable for piping air on the base of inboard motors using flexible pipes; designed to be coupled with Louvred vent models 53.401.50/51.

Code	Model	To be used with
53.402.01	For one 75-mm Ø tube item 16.104.30; 16.104.35	**53.401.50**
53.402.02	For two 75-mm Ø tubes item 16.104.30; 16.104.35	**53.401.51**

53.402.01

53.402.02

Rear channelling containers

Made of **black ABS** plastic, suited for air vents.

Code	Ø mm	Version	For pipes	To be used with
53.403.02	75	Right	**16.104.30; 16.104.35**	**53.401.51**
53.403.03	75	left	**16.104.30; 16.104.35**	**53.401.51**

Self-adhesive letters and identification plates

Self-adhesive letters, height 20 cm

Made from **elastic material suitable for inflatable boats**. They are extremely flexible, self-shaping, and adhere perfectly to the surface of the boat's tubes.
In **black** with salt-resistant adhesive. They do not break or crack when the dinghy is folded. All letters and numbers are available, **pack of 10 letters or numbers** per type.

Code	Description	Height cm	ORDER BY BOX
54.533.10-1	1	20	10

Please indicate the complete product number on the order. I.E. 54.533.10Q for letter Q or 54.533.10-5 for number 5.

Self-adhesive letters, height 8 cm

For identification plates and names on support inflatables (tender).
Made from **black elastic material suitable for inflatable boats**.
In accordance with current safety regulations
All letters and numbers available in packs of **10 pieces** per type.

Code	Description	Height cm	ORDER BY BOX
54.534.08-1	1	8	10

Please indicate the complete product number on the order. I.E. 54.534.08S for letter S or 54.533.10-5 for number 5.

Self-adhesive letters for registration plate

Available in **white** or **black**. Type-tested as boat registration letters in compliance with the Italian Merchant Navy Ministry. Fitted with self-alignment system and salt-resistant glue. All letters come in a **10-piece** package.

Description	Height 20 cm		ORDER BY BOX
	white	black	
1	**54.532.10BI-1**	**54.532.10NE-1**	10
2	**54.532.10BI-2**	**54.532.10NE-2**	10

Please indicate the item complete code on the order. I.E. 54.532.10NE-G for **black** *letter G or 54.532.10BI-8 for* **white** *number 8.*

54.409.01

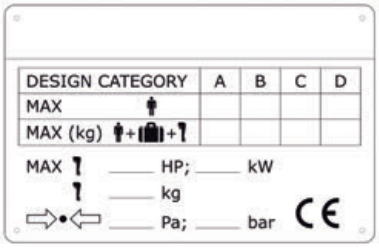

54.410.00

Boat identification plates

CE

Made of **anodized aluminium, silk-screen printed**, complies with EC standards.

Code	⟷ mm	Type
54.409.01	140x13	For Identification Numbers (HIN)
54.410.00	155x100	For outboard up to

VIADANA blocks for sailing dinghies

VIADANA micro-block for ropes up to 5 mm

Made of stainless steel, fitted with nylon sheave.

Code	Version	Sheave Ø mm	For ropes up to mm	Breaking load kg
55.090.01	simple	17	5	300
55.090.02	Single with becket	17	5	300
55.090.03	Swivel with shackle	17	5	200
55.090.04	Double	17	5	300
55.090.05	double with rope guide	17	5	300
55.090.06	Triple	17	5	300
55.090.07	Triple with hoist	17	5	300
55.090.08	Footblock (2-screw mounting)	17	5	300
55.090.09	Single with becket and cam	17	5	300
55.090.10	Double with becket and cam	17	5	300
55.090.11	Triple with becket and cam	17	5	300
55.090.20	Optimist-type block	17	5	300
55.090.30	Shackle for 55.090.01/02	17	5	300
55.090.31	Double in-line block	17	5	300



Mini VIADANA blocks for ropes up to 6 mm

Made of stainless steel, fitted with nylon sheave.

Code	Version	Sheave Ø mm	For ropes up to mm	Breaking load kg
55.040.01	simple	25	6	650
55.040.02	Single with becket	25	6	650
55.040.03	Swivel with shackle	25	6	350
55.040.04	Double	25	6	650
55.040.05	Triple	25	6	650
55.040.06	Single with becket and cam	25	6	650
55.040.07	Double with becket and cam	25	6	650
55.040.08	Triple with becket and cam	25	6	650
55.516.75	Single footblock	25	6	650
55.040.20	Shackle for 55.040.01/02 - 55.042.01/02	25	6	650



Mini VIADANA blocks for ropes up to 8 mm

Made of stainless steel, fitted with nylon sheave.

Standard	On balls	Version	Sheave Ø mm	For ropes up to mm
55.042.01	**55.043.01**	simple	25	8
55.042.02	**55.043.02**	Single with becket	25	8
55.516.78	-	Single footblock	25	8
55.514.78	-	Single with radiused base	25	8
55.042.03	**55.043.03**	Swivel head	25	8



VIADANA Wind Speed ball bearing block

Black nylon and stainless steel reinforced model.

Technical Specifications				
Version	**For ropes mm**	**Sheave Ø mm**	**Breaking load kg**	**Working load kg**
A	8	34	800	300
B	10	45	950	370
C	12	56	1450	580

Model	A	B	C
Single with fixed toggle head	**55.065.08**	**55.065.10**	-
Single with fixed head	**55.067.08**	**55.067.10**	-
Single with becket and fixed head	**55.068.08**	-	-
Single with fixed or swivel head	**55.070.08**	**55.070.10**	**55.070.12**
1 pulley, with groove, attachment universal fixed or swivel	**55.071.08**	**55.071.10**	**55.071.12**
Double with fixed head	**55.072.08**	**55.072.10**	**55.072.12**
Double with becket and fixed head	**55.073.08**	**55.073.10**	**55.073.12**
Single footblock	**55.074.08**	**55.074.10**	**55.074.12**
1 pulley, universal attachment Cleating and clamping device	-	**55.076.10***	**55.076.12***
2 violin pulleys with Clamcleats, universal head	**55.077.08**	**55.077.10***	**55.077.12***
Double fiddle with swivel head	**55.079.08**	**55.079.10**	**55.079.12**
2 violin blocks with clamping devices, Universal head with arricavo	**55.080.08**	**55.080.10***	**55.080.12***
Triple with fixed head	**55.084.08**	**55.084.10**	**55.084.12**
Triple with becket and fixed head	**55.085.08**	**55.085.10**	**55.085.12**

* **Ball bearing** *cleats*

VIADANA Plastinox control blocks

Made of black nylon, fitted with **stainless steel stiffeners**.

Technical Specifications				
Version	**For ropes up to mm**	**Sheave Ø mm**	**Breaking load kg**	**Working load kg**
A	8	34	800	300
B	10	45	950	370
C	12	56	1450	580

Model	A	B	C
Single with fixed head	**55.098.00**	**55.098.01**	-
Single with swivel or fixed head	**55.100.00**	**55.100.01**	**55.100.02**
Single with becket and swivel or fixed head	**55.101.00**	**55.101.01**	**55.101.02**
Single with swivel toggle head	**55.102.00**	**55.102.01**	-
Double with shackle head	**55.104.00**	**55.104.01**	**55.104.02**
Double with becket and shackle head	**55.105.00**	**55.105.01**	**55.105.02**
Fiddle with swivel or fixed head	**55.108.00**	**55.108.01**	**55.108.02**
Fiddle with becket and swivel or fixed head	**55.109.00**	**55.109.01**	**55.109.02**
Fiddle with cam and swivel or fixed head	**55.110.00**	**55.110.01**	**55.110.02**
Fiddle with becket, cam and swivel or fixed head	**55.111.00**	**55.111.01**	**55.111.02**

VIADANA Delrin ball bearing block

Made of black nylon, fitted with **stainless steel stiffeners**.

Technical Specifications				
Version	**For ropes mm**	**Sheave Ø mm**	**Breaking load kg**	**Working load kg**
A	6	22	700	100
B	8	28	750	150
C	10	38	950	230
D	12	57	1000	280
E	14	76	2300	800

Model	A	B	C	D	E
Single with fixed head	**55.025.06**	**55.025.08**	**55.025.10**	-	-
Single with swivel toggle and shackle head	**55.026.06**	**55.026.08**	**55.026.10**	-	-
Single with fixed or swivel shackle head	-	-	-	**55.026.12**	**55.026.14**
Single with swivel toggle U-shaped head	**55.027.06**	**55.027.08**	-	-	-
Single with becket and fixed head	**55.028.06**	**55.028.08**	**55.028.10**	-	-
1 pulley, attachment with shackle swivel and retrievable	-	**55.029.08**	**55.029.10**	**55.029.12**	-
2 pulleys, attachment with shackle	**55.030.06**	**55.030.08**	**55.030.10**	**55.030.12**	-
Double with becket and shackle head	**55.031.06**	**55.031.08**	**55.031.10**	**55.031.12**	-
Triple with shackle head	**55.032.06**	**55.032.08**	**55.032.10**	**55.032.12**	-
Triple with becket and shackle head	**55.033.06**	**55.033.08**	**55.033.10**	**55.033.12**	-
3 pulleys + rope clamp in carbon on balls	**55.034.06**	**55.034.08**	**55.034.10**	-	-
3 pulleys + clamps in carbon on balls + surcharge	**55.035.06**	**55.035.08**	**55.035.10**	-	-
Deck plate	**55.036.06**	**55.036.08**	**55.036.10**	**55.036.12**	-
Single swivel with clamp attachment for candelabrum or pulpit Ø 22/25 mm	**55.037.06**	**55.037.08**	-	-	-
Swivelling block with Carbon clamcleat	-	**55.039.08**	-	-	-
Linked blocks	**55.024.06**	**55.024.08**	-	-	-

Accessories for VIADANA Wind Speed blocks

Code	Description
55.351.40	Base for mounting universal blocks
55.242.30	Spring to fit between 55.351.40 and head for size 8/10 mm
55.242.50	Washer to fit between the spring and head for 10 mm
55.242.40	Spring to fit between 55.351.40 and head for 12 mm (without washer)
55.541.00	Swivel for coupling 55.076.10 with double and triple blocks
55.541.10	Swivel for coupling 55.076.12 with double and triple blocks
55.242.60	Washer to fit between 55.351.40 and head for 8 mm

Snap shackle for VIADANA blocks

Made of cast **stainless steel**, designed to match Wind Speed swivel head blocks and ball bearing blocks.

Code	For blocks from mm
55.293.00	10
55.293.10	12

VIADANA composite material ball bearing block

Lightweight yet very sturdy.

Code	Model	For ropes mm	Sheave Ø mm	Breaking load kg	Working load kg
55.050.02	1 lockable sheave	12	57	1.080	320
55.056.02	1 sheave with becket and max 8-mm cam cleat	12	57	1.080	320
55.056.01	1 pulley with arricavo and clamping device in aluminum (max 8 mm)	8	38	600	230
55.049.02	1 swivelling sheave	12	57	1.080	320
55.050.01	1 swivelling sheave with shackle	10	38	600	230
55.051.01	1 swivelling or lockable sheave with becket	10	38	600	230
55.051.02	1 swivelling or lockable sheave with becket	12	57	1.080	320
55.059.01	1 pulley on plane	10	38	600	230
55.059.02	1 pulley on plane	12	57	1.080	320
55.052.01	2 sheaves (universal head)	10	38	600	230
55.052.02	2 sheaves (universal head)	12	57	1.080	320
55.053.01	2 sheaves (universal head) with becket	10	38	600	230
55.053.02	2 sheaves (universal head) with becket	12	57	1.080	320
55.061.01	Double fiddle	10	38	600	230
55.061.02	Double fiddle	12	57	1.080	320
55.062.01	Double fiddle with becket	10	38	600	230
55.062.02	Double fiddle with becket	12	57	1.080	320
55.064.02	Double fiddle with becket and cam cleat	12	57	1.080	320
55.064.01	2 Violin pulleys with redirect and clamping device in carbon	8	38	600	230
55.063.02	Double fiddle with cam cleat	12	57	1.080	320
55.063.01	2 Violinblock pulleys with clamping device in carbon	8	38	600	230
55.054.01	3 sheaves (universal head)	10	38	600	230
55.054.02	3 sheaves (universal head)	12	57	1.080	320
55.055.01	3 sheaves (universal head) with becket	10	38	600	230
55.055.02	3 sheaves (universal head) with becket	12	57	1.080	320
55.058.02	3 sheaves (universal head) with becket and cam cleat	12	57	1.080	320
55.057.02	3 sheaves (universal head) with cam cleat	12	57	1.080	320
55.057.01	3 pulleys (universal head) with carbon clamcleats	8	38	600	230
55.065.02	Quadruple block	10	57	1.080	320

VIADANA micro-block

Made of nylon and AISI316 stainless steel.

Code	Version	Sheave Ø mm	Max height mm	Breaking load kg	Working load kg	For ropes mm
55.250.01	Single with fixed head	22	34	700	100	4/6
55.250.02	Single with becket	22	34	700	100	4/6
55.250.03	With swivel toggle head	22	34	450	50	4/6
55.250.04	Footblock (2 fixing bores)	22	34	700	100	4/6

◢ 55.250.01

◢ 55.250.02

◢ 55.250.03

◢ 55.250.04

VIADANA composite material ball bearing ratchet block for winches

With stainless steel ball bearings + ratchet. 57-mm Ø sheave, 10-mm max Ø sheet, 900-kg breaking load, 205-kg working load.

Code	Version	Sheave Ø mm	Breaking load kg	Working load kg	Sheet max Ø mm
55.408.00	Single, clockwise rotation	57	900	205	10
55.408.01	Single, anti-clockwise rotation	57	900	205	10

HYE blocks for sailing dinghies

TUFNOL HYE block

Technical Specifications			
Version	**For ropes mm**	**Ø puleggia tufnol mm**	**Breaking load kg**
A	8	30	800
B	10	35	1000
C	12	43	1500
D	14	50	2000
E	16	60	2500

Model	A	B	C	D	E
1 pulley, attachment fixed (EO)	**55.001.00**	**55.001.01**	**55.001.02**	**55.001.03**	-
Single with fixed head (EB)	**55.002.00**	**55.002.01**	**55.002.02**	**55.002.03**	**55.002.04**
Single with swivel head (EW)	**55.003.00**	**55.003.01**	**55.003.02**	**55.003.03**	**55.003.04**
Single with becket and fixed head (EBH)	**55.005.00**	**55.005.01**	**55.005.02**	-	-
Double with fixed head (TB)	**55.006.00**	**55.006.01**	**55.006.02**	**55.006.03**	**55.006.04**
Double with swivel head (TW)	**55.007.00**	**55.007.01**	**55.007.02**	**55.007.03**	**55.007.04**
Double with becket and fixed head (TBH)	**55.008.00**	**55.008.01**	**55.008.02**	**55.008.03**	-
Single with becket and swivel head (EWH)	**55.010.00**	**55.010.01**	**55.010.02**	-	-
Fiddle with swivel head (ZBW)	**55.011.00**	**55.011.01**	**55.011.02**	-	-
Single footblock (3-screw mounting) (LB)	**55.012.00**	**55.012.01**	**55.012.02**	**55.012.03**	**55.012.04**
Fiddle with becket and cam (ZBK)	**56.101.08**	**56.101.10**	**56.101.12**	-	-

◢ 55.003.xx

◢ 55.002.xx

◢ 55.001.xx

◢ 55.007.xx

◢ 55.006.xx

◢ 55.005.xx

◢ 55.012.xx

◢ 56.101.xx

◢ 55.011.xx

◢ 55.010.xx

◢ 55.008.xx

VIADANA, SEA SURE and PFEIFFER footblocks and wire blocks

VIADANA small block

Stainless steel vertical bracket.

Code	Pulley	Sheave Ø mm	For ropes mm
55.063.04	Nylon	25	Rope of 4
55.063.06	Nylon	25	Rope of 6
55.063.08	Nylon	25	Rope of 8
55.063.25	Aluminium	25	Metal cable up to 2.5
55.063.40	Aluminium	25	Metal cable up to 4

VIADANA blocks and footblocks

Made of **stainless steel, for recess-fit** on mast or deck, fitted with **nylon sheave** for textile halyards.

Code	No of sheaves	Sheave Ø mm	For ropes up to mm	Breaking load kg
55.241.01	1	38	8	700
55.241.11*	1	38	8	700
55.038.06	1	22	6	700
55.038.08	1	28	8	750
55.240.02	1	55	12	800
55.240.03	2	25	8	560
55.240.04	2	33	10	600

* *With radiused base*

VIADANA horizontal-mounting footblock

25-mm Ø nylon sheave.

Code	For ropes mm
55.511.75	5
55.511.78	8

VIADANA movable wire block

In stainless steel with aluminium pulley Ø 25 mm, for steel cable.

Code	Version	For cables mm
55.511.73	simple	2.5
55.512.74	simple	4

VIADANA Plastinox wire block

Made of **black nylon and stainless steel**, fitted with **hard anodized aluminium** sheave, for steel cables, with fixed or swivel head.

Code	Sheave Ø mm	For cables up to mm	Breaking load kg
55.099.00	34	4	700
55.099.02	55	6	1450



VIADANA recess-fit blocks for wire cables

Made of **stainless steel, for recess-fit** on mast or deck, fitted with **aluminium sheave**, for wire ropes.

Code	No of sheaves	Sheave Ø mm	For cables up to mm	Breaking load kg
55.241.03	1	40	5	700
55.241.04	1	22	3	500
55.241.06	1	28	4	500
55.240.05	1	34	5	700



VIADANA vertical pivoting footblock

Stainless steel body.

Code	Pulley	Sheave Ø mm	For ropes mm
55.082.01	Delrin on ball bearings	22	6
55.082.02	Delrin on ball bearings	28	8
55.082.10	Aluminium	25	4
55.082.11	Aluminium	28	4

VIADANA vertical footblock

Stainless steel body.

Code	Type	Pulley	Sheave Ø mm	For ropes mm
55.063.50	Single	Delrin on ball bearings	22	Rope of 6
55.063.51	Double	Delrin on ball bearings	22	Rope of 6
55.063.52	Single	Delrin on ball bearings	28	Rope of 8
55.063.53	Double	Delrin on ball bearings	28	Rope of 8
55.063.60	Single	Aluminium	25	Metal cable up to 4
55.063.61	Single	Aluminium	28	Metal cable up to 4

VIADANA pivoting footblock

Made of **stainless steel**.

Code	For ropes mm	Base mm	Pulley	
			material	Ø mm
55.081.01	10/12	83x42	**nylon**	55

SEA SURE footblock for furling systems

Made of mirror-polished **stainless steel**.

Code	For stanchion Ø mm	For sheets up to mm
55.508.00	25	12

VIADANA footblock for furling systems

Keeps **outside** on the deck the sheet and facilitates the furling of the jib, which usually requires high effort.
This is because the pulley is of **large** diameter and mounted on **delrin balls**.

Code	Sheave Ø mm	For sheets up to mm	Central hole mm	Working load kg	
55.502.00	57	12	25.8	280	120

Footblock for furling system

A) Made of nylon, completely **articulated** on two axes.
B) Made of nylon, with stainless steel sheet passage.

Code	Sheave Ø mm	For stanchion Ø mm	For sheets up to mm	Rope passage max Ø mm	Version
55.503.00	24	25	10	-	A
55.504.00	-	25	-	12	B

PFEIFFER recess fit aluminium block

Made of **black aluminium**, fitted with **aluminium** sheave, for textile or metal halyards

Code	⟷ mm	Sheave Ø mm
55.708.40	107x47x33	40x12

Low-friction ring

In lightweight alloy with "hard" self-lubricating anodization. Ideal as blocks, guide rings, strong points, lazy jacks, barber haulers, for "fine" adjustments.

Code	D1 mm	D2 mm	Ø mm
58.197.13	13	5	3
58.197.19	19	7	5
58.197.25	25	10	7
58.197.35	35	14	10

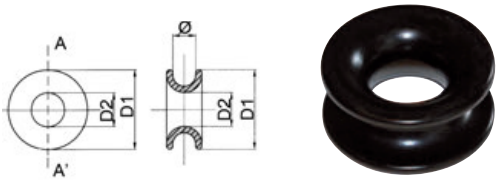

Sheaves for blocks

◢ 55.244.01

◢ 55.244.02/03/04/05

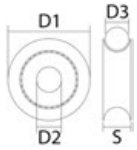

Delrin® sheave with stainless steel caps and ball bearings

Code	D1 mm	D2 mm	D3 mm	S mm	Colour
55.244.01	20	5.3	8	12.3	white
55.244.02	28	5.3	8	11.0	Black
55.244.03	28	5.3	10	14.6	Black
55.244.04	38	8.8	12	20.6	Black
55.244.05	44	8.8	14	21.9	Black

◢ 55.245.01

◢ 55.245.02/03/04/05/06

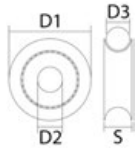

Delrin® sheave

Code	D1 mm	D2 mm	D3 mm	S mm	Colour
55.245.01	17	6.2	5	7	Black
55.245.02	28	8.2	10	13.4	white
55.245.03	34	8.2	8	10.5	white
55.245.04	34	12.2	12	17.6	white
55.245.05	45	12.2	10	13.5	white
55.245.06	56	12.2	12	17.6	white

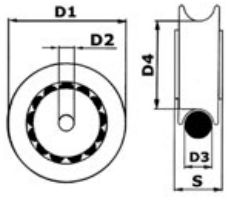

Nylon sheave on Delrin® ball bearings

To be used by locking the central hub fitted with a hole. The sheave rotates on the ball ring thus minimizing friction.

Code	D1 mm	D2 mm	D3 mm	D4 mm	S mm	Working load kg
55.243.01	29	5.1	8	22	12.5	130
55.243.02	38	5.1	10	29	15.9	190
55.243.03	57	6.1	12	46	19.8	240

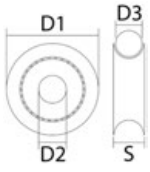

Aluminium sheave

Hard anodizing with thickness + PTFE, with plastic insert and nylon spheres

Code	D1 mm	D2 mm	D3 mm	S mm	Colour
55.246.01	28	8.2	4	10.2	Black
55.246.02	34	8.2	5	13.6	Black

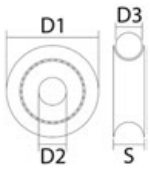

Stainless steel sheave

With plastic insert and nylon spheres.

Code	D1 mm	D2 mm	D3 mm	S mm
55.247.01	16	5.2	5 textile; 2.5 SS	6.4

Clam cleats

CLAMCLEATS Mini plas

For sheets up to 6 mm.

Code	For sheets mm	Manufacturer's code	Material
56.204.05	3/6	(CL204)	Nylon
56.222.00	3/6	(CL222)	Aluminium

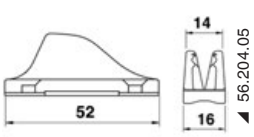

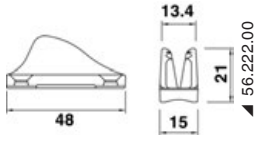

Fine CLAMCLEATS Clutch

For sheets up to 6 mm.

Code	For sheets mm	Manufacturer's code	Material	Notes
56.213.04	2/5	(CL213)	Nylon	Right
56.214.04	2/5	(CL214)	Nylon	left
56.258.00	3/6	(CL258)	Aluminium	left - ideal for sails
56.259.00	3/6	(CL259)	Aluminium	right - ideal for sails

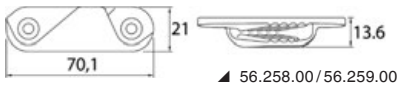



CLAMCLEATS Trapeze Silver

Racing version with roller. For sheets up to 6 mm.

Code	For sheets mm	Manufacturer's code	Material	Notes
56.230.00	3/6	(CL230)	Aluminium	with low roll
56.236.00	3/6	(CL236)	Aluminium	with high roll
56.253.01	3/6	(CL253)	Aluminium	for trapez and vang.
56.253.02	3/6	(CL253AN)	Aluminium	hard black oxidation

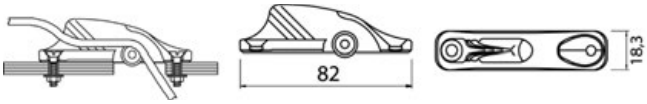

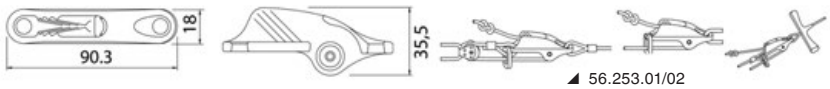

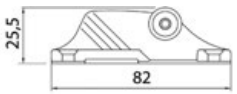

CLAMCLEATS Sail Line Ali Clamps

For racing sail sheets up to 6 mm.

Code	For sheets mm	Manufacturer's code	Material	Notes
56.241.00	3/6	(CL241)	Aluminium	ideal for sails

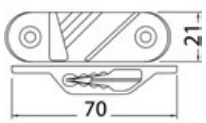

CLAMCLEATS Micro

For sheets up to 4 mm.

Code	For sheets mm	Manufacturer's code	Material
56.263.00	1/4	(CL263)	Nylon

CLAMCLEATS Junior Ali Silver

For sheets up to 6 mm.

Code	For sheets mm	Manufacturer's code	Material	Notes
56.211.18	3/6	(CL211MK2)	Aluminium	-
56.211.38	3/6	(CL211MK2AN)	Aluminium	hard black oxidation

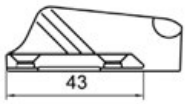

CLAMCLEATS Junior

For sheets up to 6 mm.

Code	For sheets mm	Manufacturer's code	Material	Notes
56.203.08	3/6	(CL203)	Nylon	-
56.211.08	3/6	(CL211MK1)	Aluminium	-
56.211.28	3/6	(CL211MK1AN)	Aluminium	hard black oxidation
56.702.00	3/6	(CL702)	Aluminium	for boom
56.704.00	3/6	(CL704)	Aluminium	for boom + becket

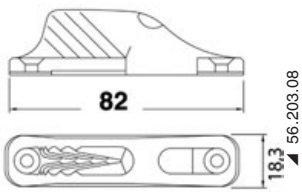

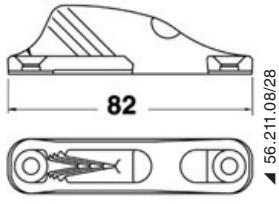

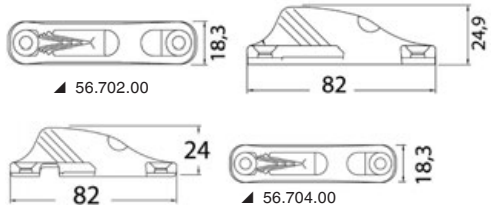

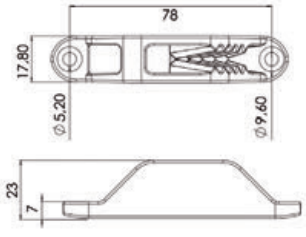

Ropestop Cleat

V-cleat for ropes up to 6mm.

Code	For sheets mm	Material	Colour
56.205.08	3/6	Nylon	Black

CLAMCLEATS Side Silver

With side entry. For sheets up to 6 mm.

Code	For sheets mm	Manufacturer's code	Material	Notes
56.217.00	3/6	(CL217MK1)	Aluminium	Right
56.218.00	3/6	CL218MK1)	Aluminium	left

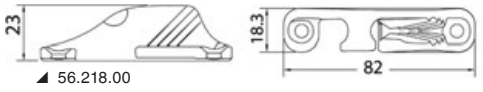

CLAMCLEATS Side Silver Compact

With side entry. For sheets up to 6 mm.

Code	For sheets mm	Manufacturer's code	Material	Notes
56.217.01	3/6	(CL217MK2)	Aluminium	Right
56.218.01	3/6	(CL218MK2)	Aluminium	left

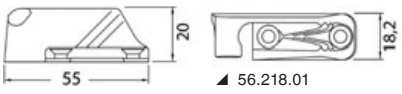

CLAMCLEATS Loop Cleat

Movable version for tensioning ropes.

Code	For sheets mm	Manufacturer's code	Material	Notes
56.223.00	3-6	(CL223)	Nylon	ideal for loops and fastening
56.234.00	6/12	(CL234)	Nylon	ideal for loops and fastening

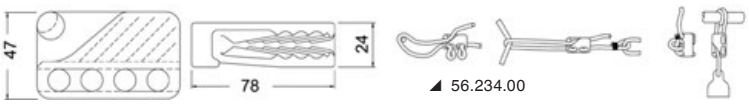

CLAMCLEATS Line - Lok

For sheets up to 5 mm.

Code	For sheets mm	Manufacturer's code	Material	Notes
56.260.00	2-5	(CL260)	Nylon	ideal for loops and fastening

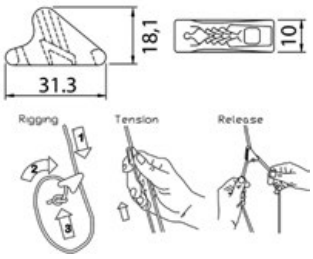

CLAMCLEATS Windsurfing Boom

With support for fastening to the boom. For sheets up to 6 mm.

Code	For sheets mm	Manufacturer's code	Material	Notes
56.235.00	3/6	(CL244)	Aluminium	for surf boom

CLAMCLEATS Midi

For sheets up to 8 mm.

Code	For sheets mm	Manufacturer's code	Material	Notes
56.209.08	4/8	(CL209)	Nylon	-
56.231.00	4/8	(CL231)	Nylon	with U-bolt
56.254.00	4/8	(CL254)	Aluminium	-

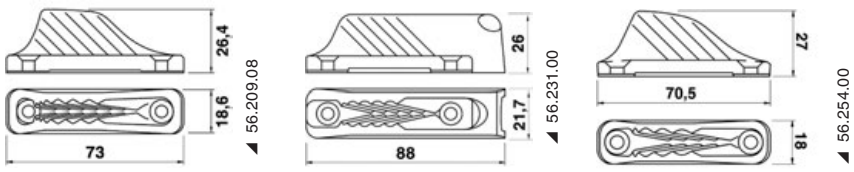

CLAMCLEATS Lat rope cleats

For side fastening. For sheets up to 10 mm.

Code	For sheets mm	Material	Notes
56.206.10	6/10	Nylon	Right
56.207.10	6/10	Nylon	left

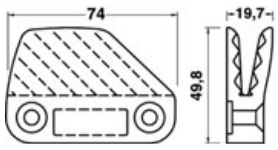

CLAMCLEATS Vertical

For sheets up to 12 mm.

Code	For sheets mm	Manufacturer's code	Material
56.201.10	6/12	(CL201)	Nylon
56.201.11	6/12	(CL219)	Aluminium

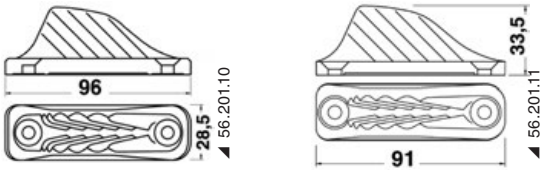

CLAMCLEATS Major

For sheets up to 16 mm.

Code	For sheets mm	Manufacturer's code	Material
56.202.16	10/16	(CL205)	Nylon

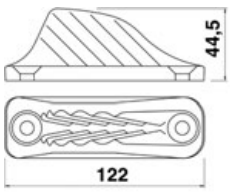

CLAMCLEATS Autoreleas Cleat

Made of aluminium with acetal base; **self-locking** when the load exceeds the maximum allowed; ideal for locking/unlocking the wheel's blade in case of obstacles or burying.

Code	Ropes mm
56.257.00	4/6

Sheet fairlead for CLAMCLEATS

Code **56.814.00**
Matches with 56.203.08; 56.211.08/28; 56.217.00; 56.218.00; 56.236.00.
Prevents the accidental release of the sheet and conversely allows the sheet to slide freely.

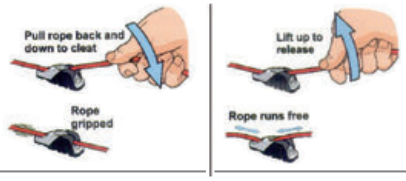

Alloy cam cleat on ball bearings

Code **56.253.00**
Made of **anodized aluminium**, fitted with jaws mounted on **Delrin balls**. 64 x 30 mm base, for 5- to 12-mm lines.

Fiber cam cleat on ball bearing

Made of **carbon fiber on ball bearings**, very sturdy and light.

Code	For sheets mm	⟷ mm	Optional roller output
56.025.10	3/8	47x23x20	**56.025.14**
56.025.32	5/14	64x30x28	**56.025.44**
56.025.11	3/8	47x23x20 with anodized aluminium jaws	**56.025.14**

Coloured bridges

Code	For cleats	Colour
56.025.15	56.025.10	Black
56.025.16	56.025.10	red
56.025.17	56.025.10	yellow
56.025.18	56.025.10	blue

Code	For cleats	Colour
56.085.45	56.025.32	Black
56.085.46	56.025.32	red
56.085.47	56.025.32	yellow
56.085.48	56.025.32	blue



Code	Description
56.318.00	Upper bridge for clamping device 56.025.10
56.319.00	Upper bridge for clamps 56.253.00; 56.025.32
56.254.20	Front stainless steel bridge for 56.253.00
56.254.21	Low front stainless steel bridge for 56.253.00; 56.025.32
56.254.40	Tilted Delrin base for 56.253.00
56.254.10	Flat delrin base for 56.253.00



Installation example

CLEAT SPRING GERMANY SERVO

Usage and mounting instructions

PICTURE 1 -]a special device keeps the jaw on the axis, at the point where they shall be. This guarantees an easy mounting as the clam cleat does not strip.
FIGURE 2 - The derlin jaws feature a special polished stainless steel serration. No maintenance is required, and they are long-lasting. The serration is seamless, and the surface is polished to ensure maximum protection of the sheet. The tool ideally combines the lightness of the material with the durability of stainless steel.
FIGURE 3 - Introduce the sheet in a vertical position, the jaws snap shut automatically. Unlike others that need to be opened. The teeth of the jaws, tilted forward on the upper part, transform The vertical pressure of the sheet (A) in a rotating movement of the jaws (B) (patented).
This ensures maximum functionality. No other clampcleat has this feature.

FIGURE 1

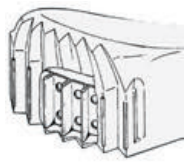

FIGURE 2

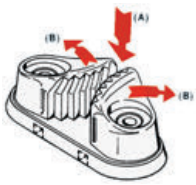

FIGURE 3

"Servo 11"

Fitted with sheet fairlead (see picture) and screws, packed in clear bags with display packaging

Code	Suitable for lines mm	Hole spacing mm	Height mm
56.011.00	3/8	27	18

"Servo 22"

Fitted with screws, packed in clear bags with display packaging.

Code	Suitable for lines mm	Hole spacing mm	Height mm
56.022.00	6/12	42	22
56.022.01	6/12	40	22
56.022.02	6/12	37	22

"Servo 33"

Fitted with screws, packed in clear bags with display packaging.

Code	Suitable for lines mm	Hole spacing mm	Height mm
56.033.00	10/14	52	31

CLEAT SPRING SERVO 44

Sliding features, flat built without plastic base and oversized axis, fitted with screws.

Code	Suitable for lines mm	Hole spacing mm	Height mm
56.014.00	10/14	52	27

Sheet guide for Servo 22

Code **56.022.10**
Optional (lower guide as per picture Servo 11), positioned under the clamp.

Over sheet fairlead

Horizontal, fitted with plates.

Code	For servo	Centre distance mm
56.022.40	22	40
56.022.33	33/44	52

AISI316 stainless steel clam cleats

AISI 316 **Made of precision-cast AISI 316 stainless steel**, fitted with conic locking teeth, mirror polished finish.

Code	Material	Ropes mm	A mm	B mm	C mm
56.304.06	AISI 316	3/6	82	66	18
56.305.06	AISI 316	3/6	55	27	17
56.306.06	AISI 316	3/6	48	36	15

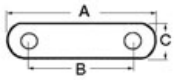

OSCULATI



Downhaul and towers

Cam cleat swivel base

Made of anodized aluminium with ball bearing cam cleat.

Code	For blocks
56.266.00	55.026/029/030/031.xx

Low cam cleat swivel base

Fitted with fairlead and aluminium ball clam cleat.

Code	For sheets up to mm
56.268.00	8

Tripping line

Made of **stainless steel**, extra sturdy, Italian product.

Code	Ropes mm
56.314.10	5/7

Winch floating handle

Fitted with "Lock In" winch system; **universal size** for any winch; handle on **ball bearings**; made of **nylon** (fiberglass), ensure the same strength as steel handles.

Code	Length mm
57.176.09	200 (8")
57.176.10	250 (10")

Spare winch handles

Made of **anodized aluminium**, fitted with nylon handgrip and safety locking system; **universal** model.

Code	Length mm
57.109.01	250

Speadgrip universal winch handle

Made of anodized aluminium with **ball** grip.

Code	Length mm
57.110.01	250

easysea

New FLIPPER™ foldable winch handle

FOLDABLE **MADE IN ITALY**

Flipper is an innovative foldable winch handle designed to simplify and speed up sheets release and wrap without removing the handle from the winch.
Precision milling and stainless steel joints ensure resistance and durability. 30- micron anodization process to enhance scratch resistance and withstand the aggressive marine environment.
Easily foldable onto the winch base thanks to its patented locking mechanism for easier release and wrap.
Adjustable in 4 positions (closed, semi-open, open, maximum opening with ratchet) to simplify any maneuvering requirements. Equipped with a quick 8-point hook and release for immediate installation on any type of winch.
With Flipper you no longer have to remove the handle and mount it on different winches. No more fear of losing it at sea: it is always in place and ready for use. This reduces the risk of losing Flipper in the sea and simplifies maneuvers, making your sailing experience safer and more comfortable.

Code	Version	Length open mm (A)	Length closed mm (B)	Recommended for vessels
57.111.01	Flipper™ Standard	200 (8")	142.5 (5.6")	from 6 to 11 m
57.111.02	Flipper™ Max	254 (10")	190 (7.5")	from 11 m and beyond



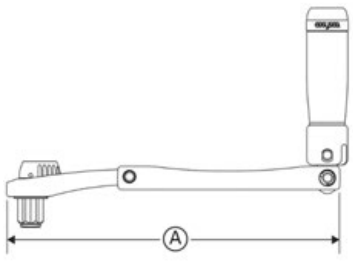

Winch handle pocket made of PVC

Made of soft **PVC**.

Code	Section mm	Length mm
57.635.72	90x60	290

Universal winch handle holder

Made of **black nylon**, suitable for winch handles; 3-screw mounting, used instead of PVC pockets.

Code	Base Ø mm	Overhang mm
57.635.70	52	26

Jib furlers and spreader covers

Self-adjusting spreader boots with aerodynamic profile

OSCULATI

Made of soft thermoplastic, designed for round- and wing-section crosstrees. Fast to mount by means of our self-amalgamating tape 65.115.01 or similar.

Code	For cables up to mm	For crosstrees, max section mm	External dimensions mm	ORDER BY BOX
57.492.01	4	38x13	114x45x48	2
57.492.02	6	57x17	145x65x60	2
57.492.03	8	83x25	190x93x71	2

Self amalgamating tape for spreader boots

Made of soft UV-resistant plastic material; easy to remove when worn out.

PSP marine tapes

Code	Colour	Roll
57.374.00	light grey	25 mm x 10 m

"Sailguard" sail savers

Made of **white nylon**; easily installed **without dismounting the shrouds**; supplied in an elegant package.

Code	ORDER BY BOX	Suitable for
57.373.40	2	stays up to 9 mm

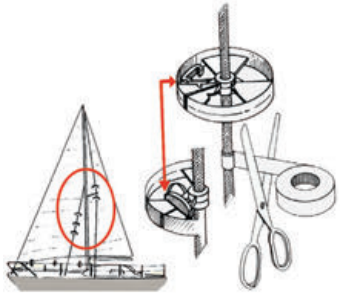

Sea Sure jib furling system with manual return line

Made of **stainless steel**, fitted with **nylon** pulley. Designed to guarantee full reliability. The drum is closed and protected thus avoiding the line from getting stuck or twisting when opening and closing. It consists of stainless steel bearings for perfect functioning even when the forestay is under maximum tension. It is only 50-mm high thus allowing to install the jib very low, just above the deck in order for the sail to be fully efficient. It can also be mounted below deck by using an additional stainless steel extension hose. The jib furling system can wind up to 3.5 mm of 3-mm diameter line thus allowing the use of sails with approx. 3-mm long lower rim (length from tack to sheet). This length is shorter in case of lines with larger diameter.

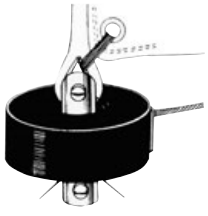

Code	Suitable for	Ø Drum mm	g
57.299.00	All types of keels	69	116

Sea Sure swivel

Code	Description
57.295.00	Made of stainless steel, for furler, integrated stainless steel bearing

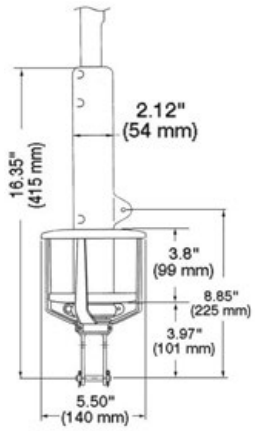

HOOD Seal Flex furling device fitted with profile

This furling device was designed to offer small boats the same advantages of large boats, maintaining a low cost. Easy to install, one piece plastic profile fitted with embed inside a steel cable to improve performance (maximum forestay length 10.30 m pin to pin). Removable drum for high performance; made of anti-UV plastic material, rust-proof and Derlin ball bearing to provide perfect sliding.

Code	With stay up to mm	For boats
57.050.00	6	from 18' to 26'

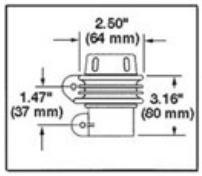





Real leather spreader boot

Anti-water, salt- and UV-resistant leather with elastic rim and neoprene lining.
Hook&loop fastener. For any type of crosstree.
Fast installation. Sold in pairs.

Code	Crosstree section mm	
	Continuous rig	Linked rig
57.493.01	55-95	-
57.493.02	95-122	74-95
57.493.03	-	105-122
57.493.04	122-154	122-154

New Leather and neoprene covers

Spreaders covers made of UV-resistant leather. An elastic cord on the edges allows the boot to adapt well regardless of the shape of the spreaders. The interior is lined with neoprene for an optimal fit and the leather on the outside offers a soft surface to protect the sail. It is equipped with velcro for secure fastening. Fits wide spreader arms. Sold in pairs and available in 4 sizes.

Code	Crosstree section mm	
	Continuous rig	Linked rig
57.491.01	55-95	-
57.491.02	95-122	74-95
57.491.03	-	105-122
57.491.04	-	122-154

Small sail accessories

Masthead plate

Made of **stainless steel**; fitted with two shrouds fittings, one forestay and one jib halyard with pulley.

Code	Suitable for boats
58.234.10	from m 3,5 to m 4,5

U-bolts/Clamps/Chain plate

Code	Description
58.331.00	4-hole stainless steel U bolt; suitable for boom size 40/50 mm, width mm 80
58.330.00	"V" plate made of stainless steel for boom, with four holes. Designed to mount the boom's blocks
58.531.50	"V" plate made of stainless steel for mast 50/60 mm
58.528.00	chain plate for s.s. shroud fitting size mm 15x1,5 with pin Ø mm 6
58.329.00	stainless steel hook for sheets and other uses

Stay adjuster

Code	Length mm	hole Ø mm	Plug mm	Material
58.529.00	120	6	6x10	Stainless steel

Stay adjuster - dual hole intervals

Code	⟷ mm	Ø pins mm	Adjustment mm	Range mm	Material
58.370.80	108x23	5	3 in 3	68	Stainless steel
58.370.81	115x30	6	3 in 3	68	Stainless steel

Double chain plate

In **stainless steel**, complete with adjustment holes.

Code	⟷ mm	Pins Ø mm
58.506.30	120	6

Forestay plate made of stainless steel

Code	hole Ø mm	Base mm	Height mm
58.604.00	5	60x34	38

Stainless steel forestay adjuster plate

Code	hole Ø mm	Base mm	Height mm
58.530.40	5	49x16	37



Traditional hollow chain plate

Made of **stainless steel**, to be used in place of rigging screws.

Code	tape size mm	hole Ø mm	⟷ mm
58.506.10	14x2	6	80
58.506.11	14x2	6	100
58.506.12	14x2	6	125
58.506.15	14x2	6	1000

Hollow chain plate, heavy

Made of **heavy stainless steel**

Code	Length mm	Width mm	Thickness mm	hole Ø mm
58.507.10	145	19	2.5	8
58.507.11	205	19	2.5	8

"U" plate suitable for the mast foot

Made of **stainless steel**, "U" shape; fitted with adjusting holes.

Code	⟷ mm	For boats
58.511.80	150	3 to 5 m

Hook for spi sheet retention

Code **58.248.00**
"Jack Holt" black nylon for spi sheet retention

Hook "Jack Holt" for spi retention and various uses

Code **58.061.00**
Balck nylon hook "Jack Holt" for spi retention and various uses

"Heavy duty" rudder retaining clip

Code **58.021.01**
Heavy duty rudder retaining clip made of stainless steel, thickness 1,6 mm with oval holes used for adjustment

Mainsail slide

Code	A mm	B mm	C mm	D mm	Max pull load kg	Material	ORDER BY BOX
58.357.00	23	9	13.5	28.5	-	Nylon	10 / 100 pcs
58.358.00	22	12	13.5	30	-	Nylon	-
58.047.50	30	28	14	4.5	-	Nylon	10 / 100 pcs
58.047.70	25	25	10	3	-	Nylon	10 / 100 pcs
58.089.00	-	16	-	-	400	Nylon	-
58.090.00	-	18	-	-	420	Nylon	-
58.091.00	-	22	-	-	530	Nylon	-
58.092.00	-	24	-	-	530	Nylon	-

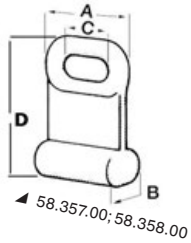

58.357.00; 58.358.00

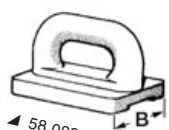

58.089.00; 58.090.00; 58.091.00; 58.092.00

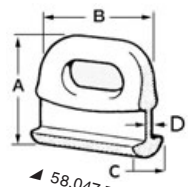

58.047.50/70

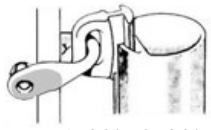
58.047.50; 58.045.90

Mainsail slide shackle

Code	Plug (pin) Ø mm	Suitable for slider model	Material	Version
58.045.91	6	**58.357.00**	Nylon	For screws**
58.045.90	8	**58.358.00**	Nylon	For screws**
58.045.80*	8	**58.357.00; 58.358.00**	Nylon	snap type
58.045.20	8	**-**	Nylon	snap type

* *Long type, plug Ø (Pin) 8 mm, light 42 mm, specially suited for fence nylon mainsails*
** *Screws A2-7982-03.9X016 to be ordered separately.*

Sheet fairleads

Code	Description
58.101.90	black nylon sheet fairlead

Sheet fairlead with stainless steel liner

Made of **stainless steel**

Code	Ropes mm
58.101.82	4/6
58.101.83	6/8
58.101.84	8/10

Sheet fairleads

Code	Bore mm
58.141.91	9
58.141.92	13
58.141.93	17
58.241.91*	6
58.241.92*	13

* *Passing reforcement made of stainless steel*

58.241.91/92

58.141.91/92/93

Sail battens

Battens for sails and boat awnings

For sails in **satin fiberglass**.
They combine enormous resistance with remarkable flexibility.
They are designed according to the latest techniques, based on racing needs.

⟷ mm	Ø mm	Bar length				Horizontal bending load g	Terminals
		2 m	4 m	3 m	6 m		
18x2	-	**58.660.49**	-	-	-	320	**58.660.57**
24x2.5	-	**58.660.46**	-	-	-	600	**58.660.58***
50x4	-	**58.660.45**	**58.660.65**	-	-	2655	-
15x3	-	**58.660.50**	-	-	-	420	**58.660.53**
24x4	-	**58.660.47**	**58.660.67**	-	-	1185	**58.660.59***
30x3	-	**58.660.51**	**58.660.71**	-	-	1155	**58.660.54**
40x4	-	**58.660.52**	**58.660.72**	-	-	2080	**58.660.55**
-	10	-	-	**58.661.10**	-	9150	-
-	12	-	-	**58.661.12**	-	21025	-
-	14	-	-	-	**58.661.14**	38800	-
-	16	-	-	-	**58.661.16**	60780	-

* *Sold in pairs*



58.661.10/12/14/16

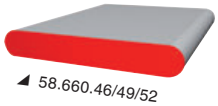

58.660.46/49/52



Terminal



58.660.45/47/50/51

Mast steps

OSCULATI

Foldable step

AISI 316

Foldable step ideal for aluminium masts.
- EPDM anticorrosion gasket.
- Anti-vibration device with adjustable nylon grub screw.
- Large anti-slip step.
- Made of mirror-polished AISI316 stainless steel.

Installation with M6 screws.

Code	Base mm	Overhang mm	
		closed	open
59.806.00	109x65	38	145

OSCULATI

New Specter foldable step

MAGNETIC LOCK

Code **59.807.00**

Wide foldable step with non-slip grip made of CNC machined aluminum.
Bright silver anodized finish.
Magnetic closing and locking system.
EPDM gasket for closure cushioning.
The step can be attached to the mast or any flat surface using 2 M6 screws (not provided)

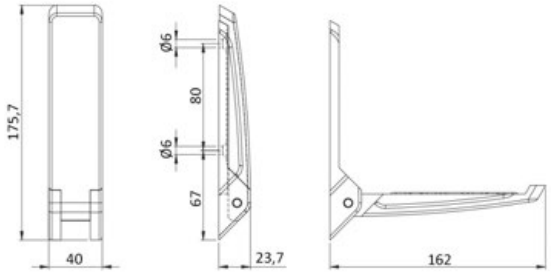

Foldable mast step

In stainless steel 304 with anti-slip **nylon** coating.
Assembly with M5 screws

Code	Base mm	Overhang mm	
		closed	open
59.805.00	85x60	25	108

Mast steps made of 6 mm round bars

AISI 316

AISI 316 stainless steel; ideal for mast climbing without a bosun's chair, total safety, universal size to fit any type of mast; it is recommended to set a centre-to-centre space of 60 cm between the steps.

Code	⟷ LxHxP mm
59.804.00	18.5x19x21

Step for mast

Made of stainless steel with anti-skid teak walking surface.
Assembly with M5 screws.

Code	⟷ LxHxP mm
59.803.00	300x130x38

Anti-torsion ladder for mast climbing

Made from textile tape and aluminium steps. The ladder must be fixed at the bottom to the two prepared loops (ideally fixed under the boom attachment) and then tensioned with a halyard; once well tensioned (via winch) the ladder will be rigid and stable thanks to a self-choking system on each step. Even if one leans over, the ladder remains firm and does not rotate on itself. The total length of the ladder must be less than the length of the mast to allow it to be tensioned to the maximum. When the tip is tensioned, the ladder allows a man with his feet on the top step to have the masthead at about chest height. It is still possible to find the correct size by working on the tails prepared for adjustment. See instructions.

Code	Colour	For masts (I) height m	Ladder length m
59.807.04	Grey	10	8.80
59.807.05	blue	12	10.80
59.807.07	orange	14	12.60
59.807.09	yellow	16	14.90



Rudder fittings - Pintles and Gudgeons

Made of **stainless steel and aluminium**.

Code	For wheel thickness mm	Bracket		Suitable for boats m
		short	long	
59.127.50	12	75	108	3/4
59.127.51	35	132	179	5/6

Sticks and trapeze handles

OSCULATI

Telescopic tiller extensions

in **anodized aluminum** with elastomer joint, "Soft" handle

Code	Tube Ø mm	Handgrip Ø mm	Length cm
60.668.00	17 - 20	25	66 - 120
60.668.01	17 - 20	25	93 - 173

Stick rudder bar

Made of **black anodized aluminium**, fitted with elastomer swivel and "golf" handgrip.

Code	Ø mm	Length cm
60.511.00	16	61
60.511.11	16	76
60.511.12	16	91

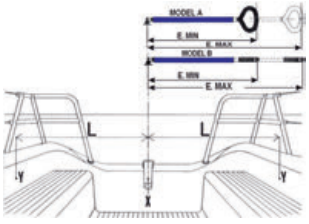

◢ E: Measurement of the maximum and minimum extension of the stick.$L: Measurement of the distance from the hook attachment point (Y) to the hinge attachment point of the stick on the bar (X).

Stick Friend

Adjustable in length in an easy and precise way. It includes two important functions: 1) it is a sturdy tiller that extends with precision - 2) it is a manual self-steering; it has the same function of the handwheel locking the wheel steering. When locked in its place it holds the tiller in the desired position, it can be easily adjusted by turnig the handle and sliding the tiller up to new position. Leaving the handle, "Friend" will lock it in that position. Coming back to traditional stick steering is easy and intuitive: rise it from its bracket to disengage. Useful when needing to leave the tiller when sailing, or when at mooring/anchor to lock the tiller.

Handle		Extensible mm	Boat L measure
A	B		
-	**60.663.02**	585/821	670/760
60.664.00	**60.663.00**	642/935	760/870
60.664.01	**60.663.01**	750/1043	870/980

Plastic joint for stick

Code	Description
60.050.04	Removable joint for **elastomer** stick, suitable for pipe Ø 13 mm **inner** part
60.050.05	Adaptable base for tube size 25/32 mm, **external**
60.050.06	Reduction bushing for pipe Ø mm 17 **inner** side

Flexible tiller extension fitting

Made of **nylon and neoprene**, allows easy removal of the tiller extension if necessary.

Code	For internal pipe Ø mm
60.237.60	16

Stainless steel joint for stick

Made of **stainless steel**

Code	Ø mm	Length mm
60.317.00	4	100

Anodised aluminium joint for stick

Keeps the stick at a horizontal position at all times.

Code	Ø mm	Length mm
60.317.00	4	100

Tiller extension retaining clip

Made of **black nylon**.

Code	For pipe mm
60.234.00	15/16
60.238.40	18/20

Trapeze ring

With adjusting block

Code	For sheets up to mm	Length mm
60.514.70	6	180

Trapeze extension

Made of **stainless steel**.

Code	Length mm
60.514.80	200

Trapeze handle

In **black nylon**, comfortable and lightweight, equipped with an invitation to punch.

Code	Length mm
60.205.00	100

Trapeze handle

With anatomical soft inserts, provided with an invitation to be punched.

Code	Length mm
60.534.00	100

Disk trapeze bundle

Also suitable as line locks (red, grren, blue, yellow, black).

Red	green	blue	yellow	Black	Ø mm
60.202.01RO	60.202.01VE	60.202.01BL	60.202.01GI	60.202.01NE	52
60.202.02RO	60.202.02VE	60.202.02BL	60.202.02GI	60.202.02NE	65

Spinnaker ends and brackets

RWO spinnaker pole end, very light

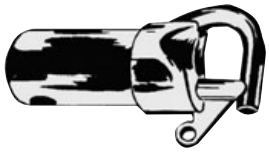

Made of **black nylon and stainless steel**; to be fitted inside aluminium poles.

Code	For pipe inside Ø mm	D Ø mm
60.137.70	25	24
60.137.71	30	29

Spinnaker pole end

Compact and very practical, made of anodized aluminium, black colour.

Code	For pipe Ø mm	D Ø mm
60.043.00	30x1.5	27
60.043.01	40x2	36

Spinnaker pole fittings

Made of **anodized aluminium**, fitted with **stainless steel** spring piston.

Code	For pipe Ø mm	D Ø mm
60.328.10	50x46	46
60.328.11	65x60	60



Spinnaker pole U bolt.

Code **60.157.10**
Made of stainless steel with stanchion mounting plate Ø size 25 mm.

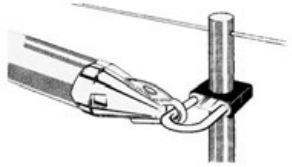

SEA SURE plate for mast fixing

Plate with four holes, in **stainless steel 316**, suitable for fastenings on masts or booms with a Ø of 100 mm.

Code	Plate mm	Round bar Ø mm	hole Ø mm
60.137.34	63x75	8	5

SEA SURE plate for fixing masts with flat base

Plate with four holes in **stainless steel 316**, with flat base.

Code	Plate mm	Round bar Ø mm	hole Ø mm
60.137.33	50x40	6	5

SEA SURE plate for mast fixing

Plate with 4 mounting holes in **stainless steel 316**

Code	Plate mm	Round bar Ø mm	hole Ø mm
60.137.32	44x50	6	5

Spinnaker pole attachment on plate on horizontal curved base

Plate in **stainless steel** with two holes, suitable for fixing on masts with Ø 60 mm.

Code	Ring Ø mm	hole Ø mm
60.137.30	5	4

Spinnaker pole attachment on a vertically curved plate

Stainless steel **plate** with three holes, suitable for fixing on masts with Ø 60 mm.

Code	Ring Ø mm	hole Ø mm
60.147.30	5	4

Stainless steel spinnaker pole fitting

Stainless steel **plate** with three holes, suitable for mounting on masts with Ø 55/60 mm.

Code	Ring Ø mm	hole Ø mm
60.530.80	6	5

Stainless steel spinnaker pole attachment on vertical curved base

Plate in **stainless steel** with four holes, suitable for fixing on masts with Ø 70 mm.

Code	Ring Ø mm	hole Ø mm
60.530.90	6	5

Rails, fairleads, return blocks

Tracks

Rail in **stainless steel**, with stainless sliders and nylon terminals.

Code	Width mm	Bars m	Sliders	Terminals
61.106.50	25	1	**61.106.70**	**61.116.30**
61.106.60	28	1	**61.106.80**	**61.116.40**

◢ 61.106.50/60


◢ 61.106.70/80

◢ 61.116.30/40

Aluminium tracks

Code	⟷ mm	Bars m	Material	Terminals
61.510.92	22x3	2	Anodised aluminum	**61.510.83**
61.510.93	22x3	2	thick and hard anodized aluminium + PTFE	**61.510.83**
61.591.01	25x4	2	Anodised aluminum	**61.591.43**
61.591.02	32x6	2	Anodised aluminum	**-**
61.591.03	25x4	2	anodized aluminium + PTFE	**61.591.43**

◢ 61.510.93

◢ 61.591.03

◢ 61.510.92 + 61.510.83

◢ 61.591.01/02


◢ 61.591.01 + 61.591.43

Sheet lead

Made of **stainless steel**, fitted with **nylon** pulleys.

Code	Material	For ropes up to mm	For tracks	Version
61.510.80	Stainless steel	14	**61.510.92; 61.510.93**	-
61.510.90	Stainless steel	14	**61.510.92; 61.510.93**	with eyelet
61.594.01	Anodised aluminum	12	**61.591.01**	with spring stop
61.592.01	anodized aluminium with block in stainless steel and black nylon	12	**61.591.01**	40-mm Ø pulley, 20-mm Ø race. With push-button click stop
61.593.01	aluminium and stainless steel	-	**61.591.01**	Plunger stop, car with eye, 25-mm track

◢ 61.510.80

◢ 61.510.90

◢ 61.592.01

◢ 61.594.01

◢ 61.593.01

Deflector

Made of anodized aluminium, heavy thickness and PTFE Delrin pulley.

Code	Pulleys	pulley Ø mm	For sheets up to Ø mm	Holes Ø mm	Breaking load kg
61.230.02	2	38	10	6	800
61.230.03	3	38	10	6	900

◢ 61.230.02

◢ 61.230.03

Travellers for vessels up to 6 metres

Code	Description
62.139.10	Free Way sheet traveller, with four **nylon** rolls, suitable for boats up to 6 m
62.139.30	Rail for travellers 62.139.10 by the metre, 2-m pieces (18x23 mm)
62.139.50	**Plastic** terminal for rail 62.139.30

Double ball bearing trolleys for 19 mm rails

Anodized aluminium body, Delrin balls, stainless steel reinforcements.

Dimensions of the cart		Rail dimensions	
A 51 mm	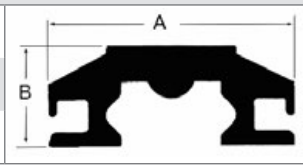	A 19 mm	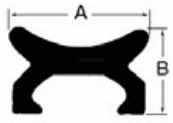
B 20 mm		B 13.4 mm	
Trolley length 83 mm		Holes 5 mm	



Code	Characteristics	Working load kg
62.940.01	Short traveller with swiveling block. Particularly indicated when the traction is off-axis at least 10/15°. Maximum load 200 kg.	220
62.940.02	Short traveller with fixed block and return pulley. Maximum load 200 kg.	220
62.940.07	Traveller for spinnaker pole link.	220

Code	⟷ mm	hole Ø mm	Bars m	Material	Terminal OPTIONAL
62.940.08	19x13.4	5	2	Anodised aluminum	**62.940.09**
62.940.14	19x13.4	5	2	hard anodized aluminium + PTFE	**62.940.09**

Double ball bearing trolleys for 25 mm rails

Black anodized aluminium, Delrin sphere and stainless steel reinforcements

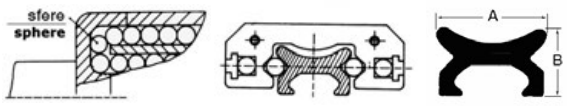

Rail size
A 25 mm
B 16 mm

Traveller with bridge

Code	Length mm	Width mm	Working load kg	OPTIONAL rail
62.247.00	86	60	270	**62.244.50; 62.244.51**

Long traveller

Code	Length mm	Width mm	Working load kg	OPTIONAL rail
62.244.40	150	60	470	62.244.50; 62.244.51



Stainless steel end stop

Code	Description
62.244.80	Terminal with return block and cam cleat for rail 62.244.50; 62.244.51

Rail 25 mm

Code	⟷ mm	hole Ø mm	Bars m	Material	Terminal OPTIONAL
62.244.50	25x16	5	2	Anodised aluminum	**62.244.60**
62.244.51	25x16	5	2	hard anodized aluminium + PTFE	**62.244.60**

◢ 62.244.50

◢ 62.244.51

◢ 62.244.60

Ball carriages for 31 mm rails

Traveller with tilt shackle

Made ready for return blocks size 10 mm (model 55.072.10).

Code	Length mm	Width mm	Working load kg
62.248.00	135	83	900

Aluminium tracks

Code	⟷ mm	hole Ø mm	Bars m	Material	Terminal OPTIONAL
62.248.50	31x19	6	**2**	Anodised aluminum	62.248.60

◢ 62.248.60

Falchetta profiles and accessories in stainless steel AISI 316

OSCULATI

Toerails

Made of natural **anodized aluminium**, fitted with **cover strip** and hooking rail for stanchion base sockets

Code	Base mm	Height internal mm	Angle between the two sides	Bars m
62.410.01	44	52	80°	6

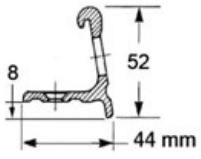

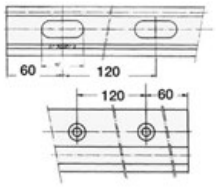

Toerail base

AISI 316

Manufactured in mirror-polished AISI 316 stainless steel for 25 mm stanchions.
They **attachthemselves** to the upper edge of the gunwale.

Code	Version	Base mm	Height mm	Recommended for
62.410.04	sloped at 7°	55x73	65	**62.410.01**
62.410.05	straight at 90°	55x73	65	**62.410.01**

Roller fairlead for Toerail

AISI 316

Made of mirror polished AISI 316 stainless steel.

Code	Version	For ropes up to mm	Base mm	Height mm	Recommended for
62.410.06	Right	26	210x44	52	**62.410.01**
62.410.07	left	26	210x44	52	**62.410.01**
62.410.09	Central	26	180x44	52	**62.410.01**


◢ 62.410.06 ext

◢ 62.410.06 int


◢ 62.410.07 int


◢ 62.410.07 ext


◢ 62.410.09 ext


◢ 62.410.09 int

Stanchion base for Toerail

Made of **anodized aluminium**, designed for stanchion size 25 mm (like model 41.174.40; 40.173.39/40/41). Integrates with the toerail on installation.

Code	Version	Bore Ø mm	Recommended for
62.403.01	sloped at 7°	25	**62.410.01**
62.403.02	straight at 90°	25	**62.410.01**



Bungees and sail ties

Shock cord reels

Coated in **latex** and **polyester**.

white	Pink (fluo color)	Black	Ø mm	Roll m
63.173.03	-	-	3	100
63.173.04	-	**63.172.04**	4	100
63.173.05	**63.171.05**	**63.172.05** New	5	100
63.173.06	-	**63.172.06**	6	100
63.173.08	-	**63.172.08** New	8	100
63.173.10	-	**63.172.10** New	10	100
63.173.12	-	-	12	50
63.173.14	-	-	14	50

High-Tech shock cord

High-quality latex core elastic cord coated in abrasion-resistant polyester.
This combination makes the cord compact, stable and durable. Sold in retail package to be hung.

Code	Ø mm	Length m	Colour
63.174.05	5	10	White/Blue
63.174.06	6	10	White/Blue
63.174.08	8	10	White/Blue
63.174.10	10	5	White/Blue

Bungee hooks

In **white nylon**, fastening with a knot.

Code	For elastic band Ø mm	ORDER BY BOX
63.176.04	4	20
63.176.06	6	20
63.176.08	8	20
63.176.10	10	20

◢ 63.186.06/08/10

◢ 63.185.06/08/10

Stainless steel ring hooks for shock cord

Suitable for shock cord terminals; the ring fasteners are used to lock the shock cord onto the hook; fastening with a pliers or a clamp.

S.S. Hooks	Clamps and s.s. Ring	For elastic cable Ø mm	ORDER BY BOX
63.185.06	**63.186.06**	6	10
63.185.08	**63.186.08**	8	10
63.185.10	**63.186.10**	10	10

Bungee hook

Wide white hook, particularly suitable for securing dinghy covers on the gunwale.

Code	For elastic band	ORDER BY BOX
63.177.00	5 mm	20

Nylon hook

Fitted with automatic snap-on mounting for shock cord.

Code	For elastic band	ORDER BY BOX
63.050.80	5/6 mm	20
63.080.19	8 mm	20

Quick nylon bungee fitting

Suitable for locking shock cords sizes of 4/5/6 mm into various lengths; used as sail tie or other purposes; similar to “Clamcleats”.

Code	Version	ORDER BY BOX
63.175.00	4/5/6-mm mounting system only	20
63.175.08	8-mm mounting system only	20
63.737.05	Fitted with 55 cm of 5-mm cable	10
63.737.06	Fitted with 75 cm of 6-mm cable	10

Bungee sail ties with nylon hook

Code	Cable length cm	Cable Ø mm	ORDER BY BOX
63.550.20	20	4	10
63.550.35	35	4	10
63.550.55	55	4	10

Bungee sail tie with plastic ball ends



Code	Length cm	Elastic Ø mm	ORDER BY BOX
63.570.00	30	4	10
63.572.00	40	4	10
63.574.00	50	4	10
63.576.00	60	4	10

Clamp cleat with nylon pins

Code	Length cm	Ø mm	ORDER BY BOX
63.530.00	35	6	10
63.532.00	55	6	10
63.538.00	75	6	10

Bungee / hook sail ties in stainless or nylon

Shock cord made of **para rubber**, coated with **nylon**.

Cable with		From cm	Ø mm	ORDER BY BOX
Stainless steel hook	Nylon hook			
-	63.500.00	20	4	bag size 20
63.502.10	63.502.00	30	6	bag size 20
63.508.10	63.508.00	50	8	bag size 20
63.514.10	-	80	10	bag size 20
63.516.10	63.516.00	100	10	bag size 20

Centipede series sail ties

Fitted with **nylon** toggles and **stainless steel** terminal hooks.

Code	Length cm	Cable Ø mm	For boats m	Arms
63.556.00	200	8	5/7	6
63.558.00	300	8	8/10	6
63.559.00	300	10	11/12	6

OSCULATI

Sail ties

Made of UV-resistant polyester, with adjustable nylon snap buckle. 4-pcs kit.

Code	Kit contains	Width mm
63.568.01	**2 white/red strips** each 180 cm + **2 white/blue ribbons** each 240 cm	25

Nylon rope holder

Fitted with snap-on hook, wall mounting with 4 screws.

Code	Base mm	Passage mm	Capacity
63.601.00	57x94	60	15 m of rope Ø mm 10

Fixing straps

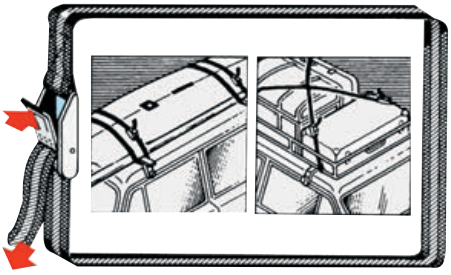

Straps made with coloured polyester and fitted with buckle

UV resistant, fitted with quick release **Zama** buckle; suitable for fastening surf boards, dinghies, luggage, etc.

Code	Length cm	Width mm
63.240.25	250	25
63.324.40	400	25



◢ 63.251.65

◢ 63.250.xx

Straps made of coloured polyester, fitted with hooks and ratchet

UV-resistant, equipped with terminal hooks in **galvanized steel and intermediate ratchet**, also in **galvanized steel**, to tension the strap as desired. Suitable for securing hulls on car roofs or on trailers via bow or stern rings.

Code	Length cm	Width mm	Breaking load kg	Adjustable cm
63.250.12	200	25	500	60/200
63.250.40	400	25	500	60/400
63.250.60	600	25	500	60/600
63.251.65*	515	38	2000	120/515

* *Especially suitable for heavy hulls or where a greater strap support is required.* **Oversized** *pawl and hooks.*

OSCULATI

◢ Stainless steel ratchet and hooks

Highly-resistant polyester coloured straps

AISI 304

Suitable for fastening boats on trailers, life rafts, dinghies on the deck or on the platform, etc. The **only ones** in the market with a **ratchet and polished stainless steel mounting hooks**.

Code	Series mm	Jack and hooks	Length cm	Breaking load kg	Adjustable cm
63.252.01	25	**high resistance**	250	900	60/250
63.252.02	25	**high resistance**	400	900	60/400
63.252.03	25	**high resistance**	600	900	60/600
63.253.02	38	**Heavy Duty**	700	1300	120/700

Tow ropes for skis

Water skiing racing tow rope

OSCULATI

In **levilene** two-tone floating, with handle in **aluminium** covered with soft foam, tapered caps "Usa" and floating white/red.

Code	Ø mm	Length m	Breaking load kg
64.419.00	7.5	21.7	300

Water skiing racing tow rope

OSCULATI

Made of bicolour floating **levilene**, fitted with soft **black foam** handle, **aluminium** interior and white/red float.

Code	Ø mm	Length m	Breaking load kg
64.421.00	7.5	21.7	300

Tow rope

OSCULATI

In levilene with **aluminium** handle, coated with black soft foam.

Code	Ø mm	Length m	Breaking load kg
64.421.01	8	21.7	350

Water ski towing rope

FREVRIE World Champion

Ski towing rope with neoprene-covered aluminium ergonomic handle and tapered ends.

Code	Ø mm	Length m	Breaking load kg
64.418.00	8	21	350

Water-ski tow rope spare handle



Fitted with **aluminium** core and coated with soft **rubber**.

Code	Version
64.427.00	Standard
64.427.01	Racing model with tapered terminal

Tow ropes for high resistant inflatables

OSCULATI

For inflatables 64.960.00 etc..

Code	With floating rope			Breaking load kg
	from m	bicolor Ø mm	to heads	
64.161.00	23	8	16	723

Tow rope for inflatables

Made of bicolour **floating levilene**, fitted with end rings and white/red float.

Code	Ø mm	Length m	Breaking load kg
64.160.00	7.5	18	300

Ski triangles

Suitable for connecting the rope to the stern cleats.
They are buoyant and equipped with a Ø 8 mm line and pulley.
Max traction 200 kg.

Code	Version
64.423.00	simple
64.423.10	twin **stainless steel** carbine hooks

Bicolour water-ski floating triangle

Complete with rope and loops for fastening to the stern bollards.
It's practical and economical.

Code	Version
64.422.00	With peak Ø 8 mm
64.422.01	float only 100x63 mm

Racing water-ski towing ropes

8-mm Ø floating rope, 22.5 metres long; fitted with "Soft" anatomically designed floating handle and aluminium core.

Code **64.428.02**

Rope fitted with 8 different color sections for easy shortening

Code **64.428.01**

High visibility bi-colour rope.

Water skiing accessories

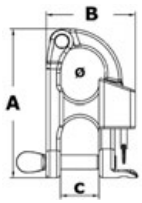

Snap-hook for water skiing in compliance with Ri.Na standards (declaration 165/06/DIP dated 18/04/1988)

AISI 316

Made of **AISI 316 stainless steel**; it opens immediately from any direction even when loaded, simply pull the release houseline.

Code	Ø mm	A mm	B mm	C mm	Working load kg	Breaking load kg
09.525.00	15.8	59.5	37	16.7	175	700
09.525.01	22.3	100	49	20.7	300	1200

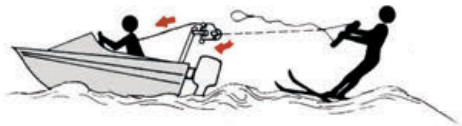

FLAG rear-view mirror for water-skiing

in compliance with Ri.Na standard with type-testing declaration No 290/88 dated 18/04/1988. **High-resistance white ABS** housing, vaulted **glass** to provide a perfect view over time. Fitted with **AISI 316 stainless steel** base for mounting onto the control-panel, lacquered aluminium base suited for windshield mounting; rear swivelling ball joint for perfect adjustment. Best rear mirror currently available in the market.

Code	⟷ mm	hole Ø mm
64.492.00	225x120	5

Rear-view mirror for Wake Towers

Large mirror to perfectly see the skier, with aluminum bracket and quick tool-free release. Mounting on all tubes from Ø 41 to 64 mm.

Code	⟷ mm
64.497.00	180x360

Adjustable water-skiing mirror

With a housing in **nylon**, mirror in **glass** and adjustable, adaptable support in chromed **zamak** for both dashboard and windshield. Super panoramic model.

Code	⟷ mm	hole Ø mm
64.494.00	100x300	5

Adjustable water ski mirror

Completely in **chromed zinc** mirror-like. Mounting on a flat surface or windshield frame.

Code	⟷ mm	hole Ø mm
64.496.00	82x184	5

Water-ski tow ring for deck

AISI 316

Made of mirror polished precision-cast stainless steel. M 25x2 female thread. It can be mounted directly onto the deck.

Code	Ring Ø mm	Bore Ø mm
64.552.00	125	25X2

Water-skiing towing ring for stern

AISI 316

Made of mirror-polished **stainless steel**.

Code	Ring Ø mm	Studs mm
64.216.31	60	75x10
64.216.32	83	95x13

Flush mount water-skiing rope hook

AISI 316

Full recessed fitting, made of **mirror polished AISI 316 stainless steel**.

Code	⟷ mm			
	A	B	C	D
64.215.00	75	50	25	85

New — Retractable telescopic hook

Functions:
1) Hooking device for fenders
2) Cleat
3) Skis / inflatables towing
Flat mounting, made of mirror-polished AISI 316 stainless steel.
Breaking load 840 kg

Code	Ø mm	Projection mm
64.216.00	45	8

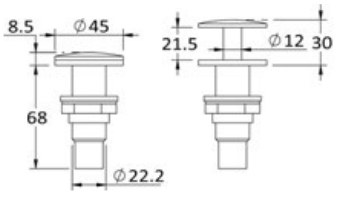

Water-skiing towing pole

OSCULATI

In **stainless steel** mirror-polished with stainless steel bases.

Code	Length cm	Pipe Ø mm	Type
64.551.00	120	40x2	Standard
64.551.01	120	40x3	HEAVY DUTY

64.551.90 *Base plate + additional bushing*

Sups

Sup 300

Non-slip surface for increased stability. Ductile, lightweight, yet sturdy.
Can support a recommended weight up to 120 kg.
Heavy duty PVC frame, drop stitching at high resistance (15 psi pressure).
It comes with paddle, manual inflater, carrying bag and repair kit.

Code	⟷ cm	Volume litres	Pressure bar	kg
64.944.01	300x75x12	273	1	8

OSCULATI

Kit straps for SUP and gangway

Compact yet extremely versatile product.
Allows you to store the SUP or gangway by securing them to the boat's stanchions.
The system is fastened to the stanchion tubes by means of four clamps for a diameter ranging from 20 to 28 mm; two 2-m long nylon straps tightly tie the onboard accessories.

Code	⟷ straps mm	For pipe Ø mm
42.366.00	2000x30	20/28

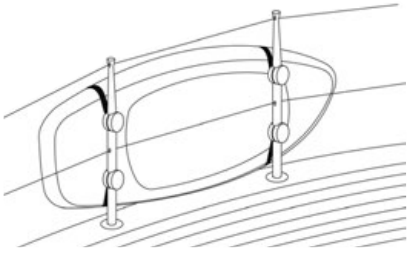

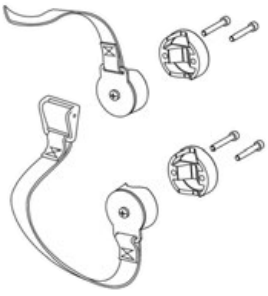

OSCULATI

SUP rack or gangway kit in stainless steel

This kit is used to fasten the SUP board or the gangplank out of board.
To be mounted to the railing by means of 360° adjustable stainless steel clamps.

The quick-release knob system allows each arm to be rotated immediately when not in use or rotated at a tighter angle to better fit SUPs or narrower gangways.

Standard version: for 22- to 30-mm diameter tubes with plastic accessories.
Deluxe version: for 20- to 28-mm diameter tubes with AISI316 stainless steel accessories.

Code	Version	⟷ dimensions mm	For pipe Ø mm
42.365.00	Delux	230 x 115	20/28
42.365.10	Standard	230 x 115	20/28

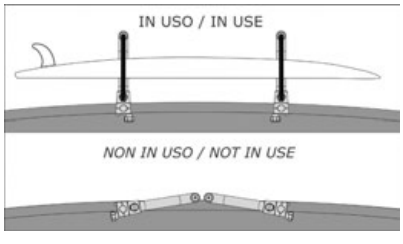

Water skis

DEVOCEAN Allegre water skis

Combo skis also suitable for monoskiing and entry-level slalom.

Manufactured from high-density polyurethane and vacuum laminated.

Complete with adjustable attachments in soft expanded rubber, shoe size from 36 to 47, >55kg.

Code	Model	Colour	⟷ cm	Suitable for
64.940.11	Cheerful	blue	170 (67")	Adults

Towable tubes

AIRHEAD Townut

Fitted with two soft handles with neoprene knobs. Patented safety valve for fast inflation/deflation. Sturdy double-layer nylon covering. Made of electrowelded PVC + nylon cordura + neoprene protection.

Code	External Ø cm	Capacity
64.954.05	138	1

Airhead HOT SHOT

No central opening, fitted with De Luxe handle. Made of electrowelded PVC + nylon cordura + neoprene protection. Fitted with special quick inflation/deflation valve.

Code	External Ø cm	Person Capacity No.
64.960.00	145	1

New Marlin Spin De Luxe

Super ring lifebuoy with 4 nylon/neoprene handles.
Made of electrowelded PVC and 420D nylon cordura.
Boston valve for quick inflation and quick connect tow hook.

Code	External Ø cm	Person Capacity No.
64.961.00	138	1

AIRHEAD Turbo Blast

Towable in a triangular shape designed for high speed. The Kwik Connect allows for easy attachment of the tow rope. The self-draining base and 4 neoprene handles with knuckle guards ensure comfort and safety. Equipped with a special valve for quick inflation/deflation.

Code	External Ø cm	Person Capacity No.
64.953.01	142	1

AIRHEAD Double Dog HD-2

This product has the capacity to carry up to 2 people but provides the full and the highest water sport experience to single riders. Soft neoprene seat for better grip and comfort.

Code	⟷ cm	Person Capacity No.
64.956.02	193x112	2

AIRHEAD Hot Dog HD-3

Very funny when used in 3 people and very sporty for individual use. The seats are made of neoprene for better grip and control. Made of electrowelded PVC + nylon cordura + neoprene protection. Fitted with special quick inflation/deflation valve.

Code	⟷ cm	Person Capacity No.
64.956.00	260x110	3

AIRHEAD Turbo Blast

Two-seater version of the famous donut.
Manufactured from welded PVC + nylon cordura + neoprene protection.
Equipped with a special valve for rapid inflation/deflation.

Code	⟷ cm	Person Capacity No.
64.806.02	210x145	2

AIRHEAD Griffin II

Ultra-sportive version for one or two passengers; central reinforcement in neoprene and 4 handles to support any type of evolution.
Manufactured from welded PVC + nylon cordura + neoprene protection.
Equipped with a special valve for rapid inflation/deflation.

Code	⟷ cm	Person Capacity No.
64.807.02	178x175 (deflated)	2

AIRHEAD Slice AHSSL-22

Fully encased, designed for 1 or 2 riders. 4 nylon/neoprene handles and anti-slip neoprene upper guard. Made of electrowelded PVC + nylon cordura + neoprene protection. Fitted with special quick inflation/deflation valve.

Code	External Ø cm	Person Capacity No.
64.806.03	150	2

Airhead SLASH II

For 2 people. High rigidity technology. Ideal for carving since it turns better than circular models. Made of electrowelded PVC + nylon cordura + neoprene protection. Fitted with special quick inflation/deflation valve.

Code	⟷ cm	Person Capacity No.
64.966.00	147x122 (deflated)	2

AIRHEAD Viper 1

Sport line inflatable for safely towing adults and even small children. The hull-shaped bottom is the key to a lively and stable ride.
Durable air chambers made of PVC, fully enclosed in nylon with double stitching. Equipped with a backrest, handles with knuckle guards.
Equipped with valve for quick inflation/deflation.

Code	⟷ cm	Person Capacity No.
64.965.03	188x150	1

AIRHEAD Viper 2

2-rider towable for unparalleled lively and stable ride. Easy to get out of the waves.

Code	⟷ cm	Person Capacity No.
64.965.04	188x185	2

SPORTSSTUFF Big Mable

Double rider tube with dual tow points. Comfortable EVA seat. Made of electrowelded PVC + nylon cordura + neoprene protection. Fitted with special quick inflation/deflation valve.

Code	⟷ cm	Person Capacity No.
64.806.04	175x167	2

MARES Beach and snorkeling accessories

mares

◢ 64.323.01

◢ 64.323.02

MARES Zephir mask and snorkel set

Set consisting of a PVC mask and snorkel, suitable for those new to diving.
Available for adults and children.

Self-draining snorkel: water is drained through the top of the snorkel and through the check valve near the mouthpiece for easier and better emptying of the snorkel tube.

EZ adjust buckles: a buckle system for fast and easy adjustment of the mask.

Mask:
- Siliter skirt.
- EZ adjust buckles on skirt.
- Durable construction.
- Wide viewing angle.

Snorkel:
- Curved ergonomic structure.
- Integrated snorkel keeper.
- Siliter mouthpiece.

Code	Model	Colour
64.323.01	Combo Zephir Junior	Reflex Yellow/Clear
64.323.02	Combo Zephir Adult	Reflex Blue/Clear

mares

◢ 64.326.01

◢ 64.326.02

Mares silicone mask, Vento model

Silicone mask for perfect adaptability and tempered glass lens for scuba diving . Available for kids and adults.
Wide viewing angle: wide peripheral viewing field.
EZ adjust buckles: a buckle system for fast and easy adjustment of the mask.

Mask:
- Facial part in Siliter
- Wide viewing angle.
- Wide viewing angle.

Snorkel:
- curved, ergonomic structure
- integrated snorkel holder
- drain valve
- Siliter mouthpiece.

Code	Model	Colour
64.326.01	Vento mask, junior	Blue White/Clear
64.326.02	Vento mask, adult	Black

MARES swimming goggles

Code **64.320.00**

Professional antifog swimming goggles, ideal for swimming in the sea or at the swimming pool.

MARES Aquawalk dive boots

Boots to be used for water activities on rough sea beds and rocks.
TRP sole, lined Micro-mesh/neoprene upper. Comfortable and suitable for any water activity.
Assorted colours blue/black/grey.

Code	Model	Size
64.331.36	Young & Lady	36
64.331.37	Young & Lady	37
64.331.38	Young & Lady	38
64.331.39	Young & Lady	39
64.331.40	Young & Lady	40
64.331.41	Young & Lady	41
64.331.42	Man & Lady	42
64.331.43	Man & Lady	43
64.331.44	Man & Lady	44
64.331.45	Man & Lady	45
64.331.46	Man & Lady	46



Sound-deadening, sound-insulating and thermal-insulating materials R.I.Na certified in compliance with ISO 4589-3

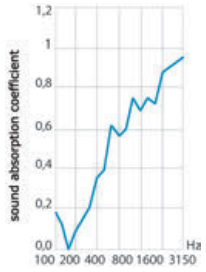

Polyurethane foam sound-deadening panels

Film-coated version that doesn't absorb water. UL94 HF1 flame-retardant.

Code	Sheets of cm	Thick-ness mm	Density m^3	kg	Sound absorption A*	Sound impedance B	Temperature resistance*
65.099.00	100x200	20/35	30 kg	0.85 kg/m^2	2	1	1

* *Evaluation scale 1 to 8.*

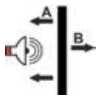



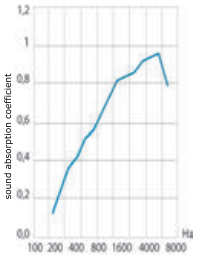

Sound-deadening ISO 4589-3 polyurethane panels

Aluminised polyurethane panel. 25-mm thick 70/90 kg/m^3 polyurethane, adhesive film.
Type-tested in compliance with ISO 4589-3 defining the oxygen index by means of a high temperature test.
R.I.N.A. certified for soundproofing of engine rooms in pleasure boats up to 24 m.

Code	Sheets of cm	Thick-ness mm	Density m^3	kg	Sound absorption A*	Sound impedance B	Oxygen index
65.091.00	100x150	25	70/90 kg	2.4 kg/m^2	4	3	>21

* *Evaluation scale 1 to 8.*

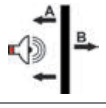



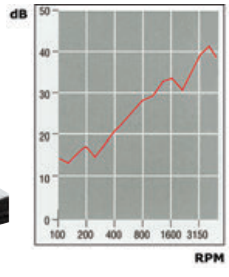

New

Soundabsorbing and soundinsulating panel with white glassfiber fabric

1) White glassfiber fabric;
2) 15-mm thick 30 kg/m^3 polyurethane.
3) 2-mm thick EPDM mass (4 kg/m^2).
4) 10-mm thick 30 kg/m^3 polyurethane.
5) Adhesive.
Type-tested in compliance with ISO 4589-3 defining the oxygen index by means of a high temperature test.
R.I.N.A. certified for soundproofing of engine rooms in pleasure boats up to 24 m.

Code	Sheets of cm	Thickness mm	kg	Sound absorption A*	Sound impedance B	Oxygen index
65.100.50	100x150	28	5.26 kg/m^2	6	5	>21

* *Evaluation scale 1 to 8.*

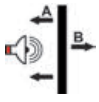





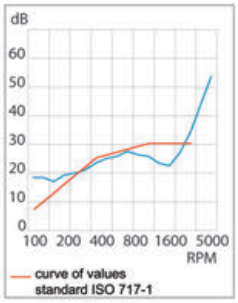

Sound-deadening and sound-insulating ISO 4589-3 fiberglass panels

1) 430 g/m^3 aluminised fiberglass fabric.
2) 15-mm thick 30 kg/m^3 polyurethane.
3) 2-mm thick EPDM mass (4 kg/m^2).
4) 10-mm thick 30 kg/m^3 polyurethane.
5) Adhesive.
Type-tested in compliance with ISO 4589-3 defining the oxygen index by means of a high temperature test.
R.I.N.A. certified for soundproofing of engine rooms in pleasure boats up to 24 m.

Code	Sheets of cm	Thickness mm	kg	Sound absorption A*	Acoustic impedance B*	Oxygen index
65.100.00	100x150	28	5.26 kg/m^2	6	5	>21
65.100.75	100x75	28	5.26 kg/m^2	6	5	>21

* *Evaluation scale 1 to 8.*

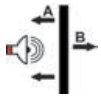

Sound-deadening and sound-insulating panels with perforated synthetic leather

1) White perforated synthetic leather.
2) 15-mm thick 30 kg/m³ polyurethane.
3) 2-mm thick EPDM mass (4 kg/m²).
4) 10-mm thick 30 kg/m³ polyurethane.
5) Adhesive.
Fire class UL94HF1.

Code	Sheets of cm	Thick-ness mm	kg	Sound absorption A*	Sound impedance B	Temperature resistance*
65.100.40	100x150	28	4.5 kg/m²	6	5	5

* *Evaluation scale 1 to 8.*

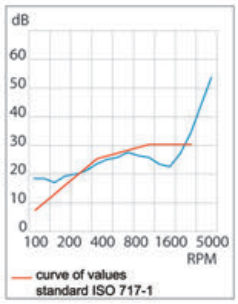



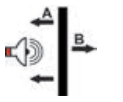

Sound-deadening and sound-insulating ISO 4589-3 fiberglass panels

1) 400 g/m³ aluminized fiberglass fabric.
2) 15-mm thick 70/90 kg/m³ polyurethane.
3) 2.5-mm thick EPDM mass (4.9 kg/m²)
4) 10-mm thick 70/90 kg/m³ polyurethane.
5) Adhesive.
Type-tested in compliance with ISO 4589-3 defining the oxygen index by means of a high temperature test.
R.I.N.A. certified for soundproofing of engine rooms in pleasure boats up to 24 m.

Code	Sheets of cm	Thickness mm	kg	Sound absorption A*	Acoustic impedance B*	Oxygen index
65.101.00	100x150	25	8.28 kg/m²	7	7	>21

* *Evaluation scale 1 to 8.*

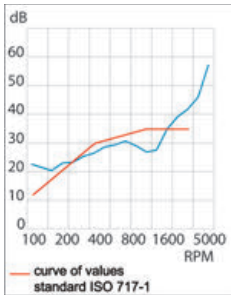





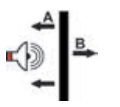

Thin sound-insulating ISO 4589-3 panels

1) Thermal-reflecting net aluminium.
2) 3-mm thick (5.3 kg/m²) EPDM mass.
3) 10-mm thick (70/90 kg/m³) polyurethane.
4) Adhesive.
Type-tested in compliance with ISO 4589-3 defining the oxygen index by means of a high temperature test.
R.I.N.A. certified for soundproofing of engine rooms in pleasure boats up to 24 m.

Code	Sheets of cm	Thick-ness mm	kg	Sound absorption A*	Sound impedance B	Oxygen index	ORDER BY BOX
65.100.05	100x75	13	5.44 kg/m²	5	6	>21	4 panels

* *Evaluation scale 1 to 8.*

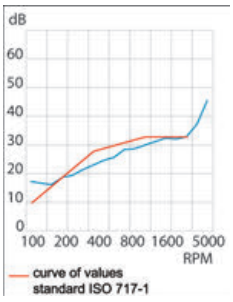







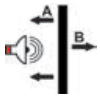

Sound-deadening, sound-insulating and heat-resistant ISO 4589-3 fiberglass panels

1) 8-mm thick quilted fiberglass.
2) 2-mm thick EPDM mass (4 kg/m²).
3) 20-mm thick 30 kg/m2 polyurethane.
4) Adhesive.
Use tape 65.095.00 as finishing.
Type-tested in compliance with ISO 4589-3 defining the oxygen index by means of a high temperature test.
R.I.N.A. certified for soundproofing of engine rooms in pleasure boats up to 24 m.

Code	Thick-ness mm	kg	Sound absorption A*	Sound impedance B	Oxygen index	Finishing tape OPTIONAL
65.094.00	30	6.38 kg/m²	6	6	>21	**65.095.00**

* *Evaluation scale 1 to 8.*

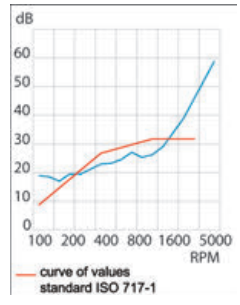

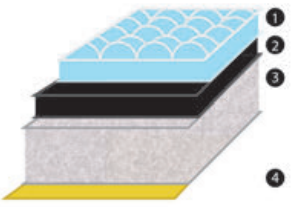



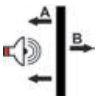



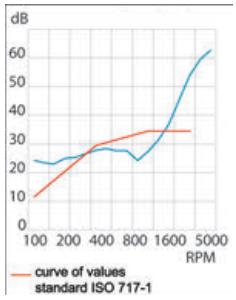

Sound-deadening and sound-insulating ISO 4589-3 fiberglass panels

1) 430 g/m³ aluminised fiberglass fabric.
2) 10-mm thick 70/90 kg/m³ polyurethane.
3) 2-mm thick EPDM mass (4 kg/m²).
4) 10-mm thick 70/90 kg/m³ polyurethane.
5) 2-mm thick EPDM mass (4 kg/m²).
6) 10-mm thick 70/90 kg/m³ polyurethane.
7) Adhesive.
The double separate mass ensures optimum soundproofing. For optimum sound insulation in cabins adjoining engine rooms.
Type-tested in compliance with ISO 4589-3 defining the oxygen index by means of a high temperature test.
R.I.N.A. certified for soundproofing of engine rooms in pleasure boats up to 24 m.



Code	Sheets of cm	Thickness mm	kg	Sound absorption A*	Sound impedance B	Oxygen index
65.097.01	100x150	35	12.66 kg/m²	7	8	>21

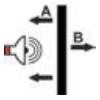

Sound-deadening quilt, heat-insulation up to 700°

It is a felt mat of glass fibre, coupled by quilting to two glass fabrics of 400 g, one of which is aluminized.
Stylish design, it is resistant to elevated mechanical strain. Particularly indicated as thermo acoustic isolator.

Code	Thickness mm	Roll
65.093.00	10	1 m x 10 m

Fits perfectly to the walls and can be glued or fixed with washers 65.098.00. Price per coil.

65.098.00 *OPTIONAL washers*

VETROTEX fibreglass mat

Sound-deadening, noise-insulating, fitted with aluminized fibreglass on the external side. Used as **anti-heat** covering on exhaust pipes, heat exchangers and on any piping needing to be insulated. Price by the single roll.

Code	Thickness mm	Fireproof	Roll
65.096.00	10	class 1	20 x 500 cm

Adhesive aluminium tape roll

designed to finish sound-deadening noise-insulating panels 65.094.00 after they are modelled and mounted

Code	Roll m	Height mm
65.095.00	50	50

CIBA marine glue

Made with phenolic resins, dark red colour, fitted with powder catalyst. It's the most powerful glue in the world, used to glue wood, resin, polyester, metals, etc.

Code	Package	Type-approval
65.225.11	500 g	RINA

Self-extinguishing glue for sound-insulating/sound-deadening panels

Sound-insulating glue that optimizes the performance of the panels it is applied to.

Code	Package	Type-approval	Yield gr/mq
65.100.02	0.750 l	RINA	350/400

Plastic toothed washers

OSCULATI

For fixing sound-deadening panels onto ceilings or bulkheads. Screws not included.

Code	Ø mm	Hole mm	Package
65.098.00	50	3	250 pcs.
65.098.40	50	3	40 pcs. (blister)

ADEBOND professional cianoacrylic bonding

It sticks immediately metal, plastic, rubber, wood, leather, artificial leather, etc... Dispenser package.

Code	g
65.236.21	50

Lubricants and DURALAC

New Duralac Green

Renewed version of the original Duralac, it is a plastic insulator and sealant used to prevent galvanic corrosion at the contact point between two different metals, such as: aluminum cleats fixed with stainless steel screws, aluminum or brass winches fixed with stainless steel bolts, stainless steel accessories for shafts fixed on the shaft itself (in aluminum) with rivets or screws, bollards coupled with studs of different metal.
It is a yellow, chrome-free, durable and flexible paste that is interposed between two metals during coupling.
Applied with a brush and should not be diluted.

Code	Package ml
65.750.01	250

WD-40 multipurpose lubricant

WD-40 is a multipurpose product that protects metal from oxidation and corrosion. It penetrates and lubricates jammed parts and prevents any surface from humidity damage. It also removes stains of grease, tar and glue from any non-porous surface.

Code	Version	€ PACKAGE	Packaged by
65.280.01	Spray + straw	36	200 ml
65.280.02	Spray + straw	12	400 ml
65.280.12	2-in-1 professional spray	6	500 ml
65.280.13	Flexible 2-in-1 professional spray	6	600 ml
65.280.20	Tank + 1-l spray	-	5 l

CRC 6-66

the famous "American" product that provides protection against rusting, it removes humidity and is resistant to water

Code	Type	Packaged by
65.283.10	Spray	200 ml
65.283.13	Spray	400 ml
65.283.12	Box	5 l

CRC corrosion inhibitor

is a wax-like sealant covering protection product that **can be removed easily**, is used to fight humidity and corrosion. Suitable for hulls that are put into garages or that are not under operation; essential product used to protect all fittings, rubbing strakes, instruments, etc.

Code	Spray can ml
65.283.30	250

CRC marine protective cleaner

Long-lasting anti-corrosion protective cleaner. It protects ferrous and non ferrous alloys for over 2 years. It penetrates deeply and repels humidity by creating a thin fluid and stable film not needing to be removed in case of assembly or starting. It can be removed by means of CRC 6-66, which also has a protective effect, or with detergents.

Code	Spray can ml
65.283.33	250

Teflub marine CRC

PTFE dry lubricant. Anti-grip, water-repellent, non-stick, anti-friction. Not washable, does not stain, does not drip. Adheres to wood, plastic, metal, rubber. Forms a very thin invisible film with a minimal friction coefficient.

Code	Spray can ml
65.283.29	500

CRC Marine Silicone

Waterproofing, electrically insulating, it protects materials and rubber, inert unalterable lubricant.

Code	Spray can ml
65.283.35	250

CRC - White Lithium lithium water-repellent white grease

ideal for lubricating and protecting windlasses, rigging screws, hinges, bearings, shaft lines, cables, remote control terminals and any other moving parts that in addition to lubrication also need protection; **resistant to high temperature**

Code	Spray can ml
65.283.31	250

CRC - Electronic Cleaner

Cleansing agent suitable for electronic equipment; removes agents that may alter electric circuits

Code	Spray can ml
65.283.42	250

GENERAL OIL - Bergoline marine lubricants

2 stroke sea F1 GENERAL OIL

V 2% oil mixture for 2-stroke engines with specifications **high performance** NMMA-TC 3W; can be used directly on the tan or with pre-mixers; suitable for super petrol and unleaded petrol.

Code	Package l
65.081.00	1
65.081.01	5

GENERAL OIL Marine Speed 4-stroke-10W40

Lubricant for 4-stroke inboard and outboard engines. **Synthetic** based with specific additives for **heavy-duty** applications..

Code	Package l
65.082.00	1

Marine Hydraulic Oil

Product recommended for **steering systems, power trims, outboard lift power and sterndrive units, hydraulic flaps and hydraulic gangways.** Additive-improved formula to boost the pump and the seal performance. Resistant to high pressure and corrosion. It contains anti-foam additives and its properties last in time.

Code	Package l
65.083.00	1

ATF Red Oil

High thermal-oxidation stability lubricant for **hydraulic inverters**. The use of additives to enhance stability preserves the lubricant from deteriorating and extend the oil change intervals. Recommended for marine inverters and hydraulic steering gears.

Code	Package l
65.083.01	1

BERGOLINE - GENERAL OIL Sintetix Diesel Marine 10W40

Semi-synthetic oil featuring elevated performance on turbo diesel and aspired marine engines. It complies with standards API CL-4/CF, ACEA E7-04/E5/E3, MB 228.3 MAN 3275, VOLVO VDS-3. Meets API CL-4/CF, ACEA E7-04/E5/E3, MB 228.3 MAN 3275, VOLVO VDS-3 standards.

Code	Package l
65.084.01	5

BERGOLINE - GENERAL OIL Prestige Diesel Marine 15W40

Multigrade oil featuring excellent performance on turbo diesel and aspired marine engines. It complies with standards AP CL-4/CF, ACEA E7-04/E5/A3/B4, MB 228.3, MAN 3275, VOLVO VDS-3.

Code	Package l
65.085.01	5

BERGOLINE - GENERAL OIL Hypo Marine SAE 80W90 Bio Type

Biodegradable synthetic oil for transmissions, for lubrication of outboard engine legs, stem drive units and SAIL DRIVE. It complies with API GL-5, MIL-L-2105D standards.

Code	Package l
65.086.00	1

BERGOLINE - GENERAL OIL Hypo Marine Sae 80W90

Oil for transmissions, for lubrication of outboard engine legs, stem drive units and sail drive. It complies with API GL-5, MIL-L-2105D standards.

Code	Package l
65.087.00	1

Lower unit gear oil pump

2020 CONNECTORS

Allows topping up/filling of oil for the foot or stern group or Sail Drive, starting from a standard canister of 1/5 litres. The kit includes:
- Pump to put into the drum fitted with adapter for the drum thread (USA and Europe).
- 3 fittings to fill any 2/4-stroke outboard engine and Volvo SX, Mercruiser, OMC, OMC Cobra sterndrive units,

Code	Description
65.116.20	Oil filling pump

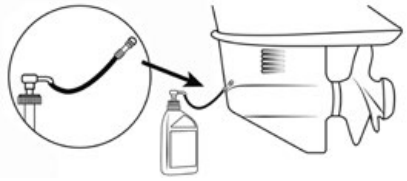

Oil absorbing products

Absorbent cloths for oil and fuel

Hydrophobic absorbent cloths, specific for oil and fuel. They do not drip and absorb quickly. White in color, tear-resistant and wear-resistant, remain compact even when fully saturated.

Code	Package	Absorption capacity per package
65.210.41	2 x 38x46-mm 170-g/m² cloths	1.46 l

OSCULATI

Additives for engines

FASTOL BLUE

Fuel additive performing the following functions:
1) It **emulsifies and disperses** condensate or infiltrated **water** that is formed in all fuel tanks.
2) It dissolves **fungus, tar and paraffin deposits of diesel fuel**, making it more uniform and clean.
3) Its neutral formula, diluted with petrol by-products, makes **Fastol a hydrocarbon** perfectly compatible with fuel so much so that the fuel excise regime is applicable to this product. Fastol **can be used in elevated quantities** without over-dosage to cause any side effect in case of decontamination and cleaning of very polluted or dirty tanks.
4) It **reduces consumption by over 5%,** because having a high surfactant power, Fastol allows a very fine atomization of the fuel that mixes better with air (O2) and is then totally combusted.
5) It eliminates black fumes due to its improved combustion.
For dosages, refer to the instructions on the packaging and in the technical documentation. For special cases, especially when intervention is required in very compromised situations, contact the manufacturer's technical service. **It is recommended for winter storage** as it neutralizes condensation and sedimentation in the tanks and along the circuits, for a prompt start after the winter break.

65.050.01

65.050.02

65.051.01

65.051.02

Code	Description
65.050.01	Fastol Blue diesel TRZ
65.051.01	Fastol Blue petrol
65.050.02	Fastol Blue diesel TRZ
65.051.02	Fastol Blue petrol

ECO-BACT H-Power fuel biocide

Bacterial contamination of diesel is a very serious and complex problem that has become increasingly widespread lately. Unlike "classic diesel sludge" (paraffins, carbon residues, and tars), which are made fluid by Fastol and reintegrated into the fuel, bacterial sludges are only soluble in acids. Just a few ppm of water is enough to promote the growth of such bacteria. The residues produced by the bacterial colony appear in the form of mucilage, algae, mold, or filaments, rapidly increasing and clogging filters and pipes, causing malfunctions and even engine shutdown. Their proliferation also triggers corrosion processes in the tank. ECO-BACT H-Power **is a biocide that is enhanced in its active ingredient**: while maintaining the effectiveness of the previous formulation, **it requires lower doses with very low operating costs**. It is soluble in both water and diesel and concentrates in the aqueous phase of the diesel, where the concentration of contamination is highest. ECO-BACT H-Power can be used both to **remediate an already contaminated tank** and as a **periodic treatment** for prevention and/or maintenance.

65.049.02

65.049.03

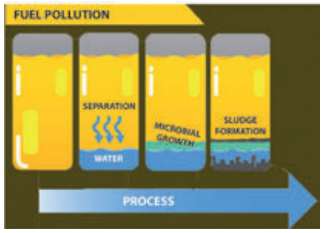

Code	Package ml	Tretment	
		Initial remediation	Maintenance and prevention
65.049.02	1000	1 l per 3000 l of tank capacity (0.3 per thousand)	1 l per 5000 l tank capacity (0.2 per thousand)
65.049.03	250	1 bottle for 750 l tank capacity (0.3 per mille)	1 bottle for 1250 l tank capacity (0.2 per thousand)

SIKAFLEX® products



Sikasil® C silicone sealant

SILICON

Multipurpose, mono-component, neutral, non-corrosive sealant.
No primer needed, it adheres to most of the construction materials: metals, cement, painted surfaces, wood, plastic, ceramic and glass tiles.
For a water-tight, elastic and flexible sealing result.
Resistant to UV rays, fungi and mould.
For indoor and outdoor applications.
Operating temperature: –40 °C min. / +150 °C max.

Code	Cartridge of ml	Colour	€ PACKAGE
65.418.01	300	white	12
65.418.02	300	Black	12
65.418.03	300	grey	12
65.418.04	300	- Transparent	12

◢ 65.288.01/02/03

◢ 65.288.38/39

◢ 65.288.06

Polymer sealant SIKAFLEX 591

This sealant uses the STP-Silane Terminated Polymers technology.
It is suitable for elastic vibration-resistant gluing and for a wide range of indoor and outdoor sealing applications.
Isocyanate, solvent, PVC, phthalate and tin catalyst free product.

Code	Package	Colour	€ PACKAGE
65.288.38	70-ml self-extruding tube	white	24
65.288.39	70-ml self-extruding tube	Black	24
65.288.01	300-ml cartridge	white	12
65.288.02	300-ml cartridge	Black	12
65.288.03	300-ml cartridge	grey	12
65.288.06	600-ml bag	white	20

◢ 65.289.05

◢ 65.289.04

Spreadable adhesive SIKAFLEX 292i

For elastic and resistant bonding. Uses: bonding between hull and superstructures or decks, bonding of keels, handrails, bonding of bulkheads (sandwich panels).

Code	Package	Colour	€ PACKAGE
65.289.05	310-ml cartridge	white	12
65.289.04	600-ml bag	white	20

SIKAFLEX 290 DC PRO polyurethane sealant

UV resistant, ideal for sealing **deck seams**, external porthole and window seals. Sandable, it doesn't curl like silicone. Excellent also for wood, fibreglass, metals, etc. **Yield**, a cartridge is enough on seams size 6x6 mm - 8.9 metres.

Code	Package	Colour	Tensile strength	PACKAGE
65.289.49	300-ml cartridge	Black	1.2 N/mm²	12
65.289.50	600-ml bag	Black	1.2 N/mm²	20

SIKAFLEX 298 FC polyurethane adhesive

Used for sealing decks made of teak, marine plywood, iroko on fiberglass, steel or wood; also for sealing indoor floors (wood, marble, laminated).
Bonding interior flooring (wood, marble, laminate).
Requires about 1 kg per m² for adhesive thicknesses of 3 mm.

Code	Package	Colour	PACKAGE
65.289.20	600-ml bag	Black	20
65.289.21	10-litres = 12 kg container	Black	-

Two-component polyurethane adhesive SIKAFORCE-436 L25

Odourless adhesive for bonding large composite parts (GRP, carbon…).
Structural bonding of hull/deck, metal parts, decks, interior furnishings, and bulkheads.
Pasty product allowing vertical and ceiling application up to 30 mm, horizontally up to 60 mm.
Ensures excellent resistance to vibrations and impacts; applies without the use of primer, only sanding.
RINA approved

Code	Package	Colour	Open time composite polyester on 7mm cord at 23°C	Handling time (calculated at 23°C)	PACKAGE
65.289.41	Cartridge of 400 ml	Black	25	3 h 30	12
65.289.42	Cartridge of 400 ml	green	120	6 h	12

SIKAFLEX 295 UV sealing adhesive

UV-resistant polyurethane sealing adhesive.
For sealing plexiglas, lexan, polycarbonate.

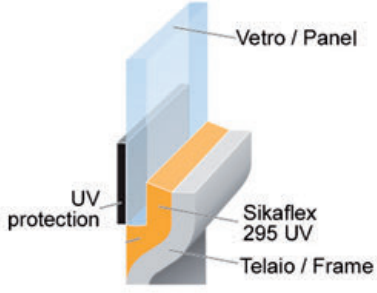

Code	Package	Colour	PACKAGE
65.289.14	300-ml cartridge	Black	12
65.289.16	600-ml bag	Black	20
65.289.28	300-ml cartridge	white	12

SIKAFLEX 296 sealing adhesive

Polyurethane adhesive for glass with high mechanical strength.
RINA approved.

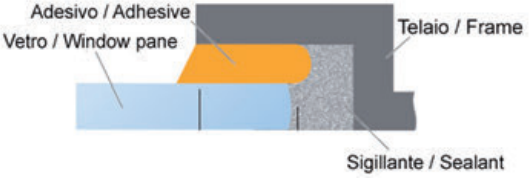

Code	Bag	PACKAGE
65.289.15	600 ml	20

65.289.45

65.289.46

Accelerated sealant adhesive for glass SIKAFLEX 268 PowerCure

Accelerated polyurethane sealant adhesive for assembly and glass bonding.
With the PowerCure accelerator, polymerisation is reduced to just 6 hours and is independent of weather conditions.
Ensures exceptional resistance to weathering.

Code	Colour	Bag	PACKAGE
65.289.45	Black	600 ml	–

65.289.46 *Sika PowerCure Dispenser extrusion gun for adhesive application.*

SIKAFLEX 515 isocyanate-free sealer for indoor/outdoor applications

No need of primers. It's a silane-terminated solvent-free hybrid polymer free from solvents.
Excellent sealing properties, it glues metals, ABS, fibreglass and wood very well.

Code	Package	Colour	PACKAGE
65.289.30	300-ml cartridge	white	12

SIKASIL SG-20 silicone adhesive

High-performance silicone adhesive for glueing glass panes.

Code	Package	Colour	PACKAGE
65.289.60	300-ml cartridge	Black	25

65.289.23
65.289.11/24
65.289.25
65.289.26/27
65.289.31

Sika primer

Code	Type	Surface	Pack-age	Yield m²/l	Combined use with	PACKAGE
65.289.23	290 DC	Seams and oily woods such as teak or iroko	30 cc	7 m²/l	65.289.49; 65.289.50 (comments) 65.289.20; 65.289.21 (woods)	24
65.289.11	290 DC	Seams and oily woods such as teak or iroko	250 cc	7 m²/l	65.289.49; 65.289.50 (comments) 65.289.20; 65.289.21 (woods)	6
65.289.24	290 DC	Seams and oily woods such as teak or iroko	1 l	7 m²/l	65.289.49; 65.289.50 (comments) 65.289.20; 65.289.21 (woods)	4
65.289.25	209 D	Plexiglass	250 cc	7 m²/l	65.289.14; 65.289.16; 65.289.28	6
65.289.26	206 G+P	Plastics (including fiberglass), glass, and painted substrates	250 ml	7 m²/l	65.289.15	6
65.289.27	206 G+P	Plastics (including fiberglass), glass, and painted substrates.	1000 ml	7 m²/l	65.289.15	4
65.289.31	Multipri-mer	Universal for all sealants and surfaces	250 ml	7 m²/l	-	6
65.289.65	Activator-100	-	250 ml	5 m²/l	65.289.60	6

Extrusion guns

Code **65.290.00**
Gun for tube 280/310 ml

Code **65.292.00**
"Skeleton" version for tube 280/310 ml **alloy** handle.

Code **65.293.00**
Closed "Rotapy" model for 600-ml plastic bags and 280/310-ml cartridges.

Professional compressed air gun

Code **65.294.00**
For all 280/310-mm cartridges and 600-ml bags

Sealants and adhesives

3M 5200FC Marine Sealant adhesive

One-component polyurethane sealant adhesive for permanent bonding. Resistant to weather and seawater.
Does not shrink, can be painted after hardening.
It can be modelled with a brush or spatula within 4 hours of application.
Ideal for sealing and joining: fiberglass deck with fiberglass hull, teak deck with fiberglass hull, engines on crossbeams, portholes and deck accessories.

Code	Package	Colour
65.352.00	296-ml cartridge	white

3M 4200FC Marine Sealing adhesive

Single-component polyurethane sealant adhesive for general purposes, polymerizes with moisture creating flexible bonds with good adhesion on wood, fiberglass, gelcoat, plastics, and metals.
It is paintable and sandable.
Weather-resistant and seawater-resistant, ideal for sealing deck accessories and boat joints both above and below the waterline.

Code	Package	Colour
65.342.00	310-ml cartridge	white

Power Line 540 polyurethane sealant

High-performance polyurethane sealant, 540 is a one-component moisture curing sealing adhesive ideal for sealing when mechanical fastening is involved.

Code	Package	Colour
65.343.12	310-ml cartridge	white

3M 3200 Marine sealing silicone

Silicone sealant, polymerizes with humidity, helps prevent mould formation, resistant to atmospheric agents; ideal for flexible sealing, adheres onto fibreglass, metal, glass, non-oily wood and plastic; its neutral base makes it suitable for fixing glass (does not ruin silver-plating).

Code	Package	Colour
65.309.80	280-ml cartridge	white
65.309.81	280-ml cartridge	black

3M Spray 77

Code **65.309.94**
Universal adhesive with spray with adjustable band (in width); **can be re-positioned** if applied on both sides. Compatible with rubber, metal, carpet, expanded foam, carton, felt, fabric, wood and any other type of basic material. 500-ml packing.

3M Spray 90

Code **65.309.93**
Synthetic adhesive spray device for gluing polyurethane foam, rubber surfaces, joints made of rubber, plastic, metal, fibreglass and wood. 500-ml packing.

YACHTICON cleaning and maintenance products.

YACHTICON Bio Boat Wash

Code 65.729.00

It is a high-concentration detergent for washing the boat, including teak wood.
It is a 98% biodegradable product, without phosphates or formaldehyde.
Cleans thoroughly and is economical due to the high concentration, so very little is used per wash.
Also works with **salt water**.
500 ml pack.

Super Cleaner for fibreglass and ABS surfaces

Code 65.200.80

Removes **tough** stains, such as diesel discharges, fuel streaks , rust lines etc; does not contain phosphate and solvent free.
500 ml pack.

YACHTICON Deck Super Cleaner

Code 65.211.82

Aggressive product to remove grease stains from shoes and any dirt from anti-skid fibreglass decks which naturally tend to attract dirt.
Does not ruin teak or plastic surfaces of any type; no brushing required, powder concentrated product.
Pack of 770 g.

YACHTICON Gelcoat Reiniger detergent

Code 65.211.70

Cleaner for gelcoat, fiberglass, painted surfaces.
It is also effective against rust and oil stains.
Concentrated powder product.
750g container.

YACHTICON Teflon Polish

Code 65.724.00

It is a polish based with teflon that ensures a long lasting **protection over time**, and a **shining and water-repellent** surface. If used on hulls, making them particularly **smooth**. Ideal product for race boats.
500 ml pack.

YACHTICON Anti-Gilb Gelcoat stain remover

Code 65.722.00

Suitable for removing **yellowing stains from white gelcoats** that form around water line drains.
500 ml pack.

YACHTICON Hard Wax protection wax

Code 65.246.90

Heavy protective wax **with Teflon**, protects fibreglass, ABS and painted surfaces, lasts longer than most conventional waxes; easy to use, repels water, salt and rusting in general.
500 ml pack.

YACHTICON Boot Pflege care

Code 65.117.71

Cleans and protects all types of PVC, Hypalon, neoprene, and similar materials. Used after every use of the dinghy or before winter storage, it extends the life of the boat or keeps it new. The protective film shields from UV rays and weather conditions. **500 ml package.**

YACHTICON Fender Flesh protecting product

Code 65.102.50

Cleans and protects with a single operation any product made of rubber or PVC (fenders, fender profiles, rubber joints, seals, etc.).
Contains no polish, does not dissolve either rubber or PVC.
500 ml pack.

YACHTICON Sail and Canvas cleaner

Code 65.102.70

Cleans and restores the original shine to sails, awnings, tyres, etc.
Traditional formula, **does not damage** both synthetic and natural fabrics.
Highly concentrated formula.
500 ml pack.

YACHTICON Wonder Bilger cleaner

Code 65.102.60

Bilge cleaner, removes oil, grime, diesel, grease etc., suspending these products in the bilge water, which is then expelled by the pumps.
Removes bad odours. 500 ml package.

YACHTICON Vinyl Shampoo

Code 65.211.87

Removes stains, grease, dirt, fingerprints from faux-leather cushions and from PVC surfaces, rubber, including waterproofs.
500 ml pack.

Spray cleaner for teak

Code 65.717.00
It cleans teak from oil, grease, tanning cream, glue, etc. Also suitable for carpets. 200-ml package.
200 ml package.

YACHTICON Blue Wax

Code 65.214.22
Special wax for blue surfaces. It penetrates into the paint or gelcoat pores thus recovering the original blue colour. It protects against UV rays and prevents clear rings that appear on fibreglass because of the combined action of salt and UV rays.
Package 500 ml.

YACHTICON Inflatable Boat cleaner

Code 65.117.70
Suitable for **inflatable dinghies and RIBS**, cleans, deoxidizes, protects over time and restores the color of rubber tubes, PVC, Hypalon. Provides protection against UV rays, removes incrustations on the water level line.
500 ml pack.

YACHTICON Metal Polish

Code 65.247.00
Deoxidizes, polishes and provides protection with just one wipe, suitable for stainless steel, brass, chromed brass; long lasting protection, water skids away, gives a restored look to old surfaces.
500 ml pack.

YACHTICON Under-Water Wax cleaner

Code 65.212.40
Cleaner formulated for hulls **without** antifouling paint that remain underwater for brief periods of time; cleans throughout and helps prevent the formation of algae for up to 3 weeks; suitable for any type of material.
500 ml pack.

YACHTICON teak cleaner and brightener

Code 65.800.01
This product combines these two main functions; restores the original brightness to old wood and cleans throughout, easy to use, apply and rinse.
Pack of 770 g.

YACHTICON Hull-Cleaner

Code 65.721.00
Particularly aggressive, removes barnacles (balanids, lepadids) and all vegetation that deposits on the hull. Also suitable for rust and yellowing.
1000 ml pack.

YACHTICON Algen seaweed remover

Code 65.213.60
Removes algae and marine vegetation from the hull, stern drives, propellers etc. Ideal for cleaning the **waterline**.
500 ml pack.

YACHTICON Teppich mould remover

Code 65.282.20
removes fungus, stains and traces of mould from cushions, carpets and rugs.
500 ml pack.

YACHTICON Teak Oil

Oil, soaks in to provide a long lasting protection, restores wood to its natural condition protecting it against UV rays, quick drying.

Code	Model	Use	Package ml
65.800.04	Classic	It gives wood a warm golden color and hides the signs of time	500
65.800.05	CLEAR	Very clear, it leaves intact the color of wood	500

YACHTICON Teak Super Cleaner

Code 65.720.00
It perfectly removes dirt, oil, grease, tar, etc. from your teak and restores it to its original luster. **500-ml bottle**

YACHTICON rust and stain solvent

Code 65.103.10

It easily removes heavy rust stains from gelcoats, metal or paints without the need to scrub.
500 ml pack.

YACHTICON stain remover for mould and rust

Code 65.103.00

For spraying fibreglass, vinylic resin and other surfaces, removes rust leaks and stains, disinfects toilets and other areas wherein hygiene is very important; the product shall be sprayed onto a surface, left to penetrate and then rinsed.
500 ml pack.

YACHTICON insect repellent spray

Code 65.282.30

Sprayed on the boat surfaces or on bimini tops, the natural substances contained in this product keep insects away for long periods of time.
500 ml pack.

YACHTICON sealant

Code 65.103.20

Used for stitchings, to waterproof stitches on boat awnings, canopies and clothes; ready for use, long lasting.
Package of 100 ml.

YACHTICON Fabric Waterproof spray

Code 65.102.80

Cleans, restores and make waterproof surfaces for sail decks, canopies, boat awnings, etc; does not alter the colour, suitable for synthetic and natural fabrics.
400 ml pack.

YACHTICON fabric cleaning and waterproofing agent

Code 65.102.81

It cleans and waterproofs biminis, awnings, tents and make the fabric breathable. For cotton and synthetic fabric. On this latter, it prevents electrostatic charges. 1-l package.
1 l pack

YACHTICON winch spray grease

Code 65.170.00

lubricates and protects gears; reduces friction and abrasion; resistant to salt water and temperatures of -30° + 130°. Bottle filled with ecological gas.
200 ml package.

YACHTICON Multi-Purpose Grease

Code 65.211.83

Multipurpose grease, lubricates, protects and preserves the condition of travellers, slides, joints, couplings, cursors, etc. Seals and penetrate forming a waterproofing film; resistant to temperature of -20° + 80°; prevents seizures and is not removed from water; maintains viscosity and consistency in any condition.
250 ml pack.

YACHTICON Multipurpose Winch Grease

Code 65.211.84

Lubricates, preserves and protects; penetrates surfaces forming a protective film, resists temperature of -30° + 130°. Resistant to salt water, corrosion and bad weather; maintains its viscosity and consistency under any condition. Ideal for winch gearing, remote control cables, travellers, sheets, pulleys, hinges, sliding door guides, gas hand grips, etc.
Pack of 250 g.

YACHTICON teflon-based lubricant

Code 65.211.85

highly effective lubricant for all kind of materials heavy-duty formula lubricates anything that squeaks no silicone, no CFC's premounted spray-tube for precise spraying long lasting protects against wear and corrosion.
300 ml pack.

YACHTICON Marine Wax (carnauba wax)

Code 65.273.50

High quality carnauba wax mixed with artificial wax; **non** abrasive, protects gealcoats and painted surfaces; contains UV ray inhibitors.
300 ml pack.

YACHTICON Anti Barnacle protective grease

Special grease used to prevent encrustations and algae formation on propellers, propeller's shafts, stern drives, transducers, sea-cocks, etc; anti-corrosive inhibitors, can be applied on all surfaces, biodegradable product.

Code	Package ml
65.282.60	500

YACHTICON Water Resistant 2-component epoxy resin

For repairs below the waterline. It repairs osmotic damage, keel/hull splintering and holes in the fiberglass. Temperature range: 10-35 °C.

Code	Package
65.211.32	450

Epoxy resins and professional accessories

Epoxy resins for rolling and osmosis treatment

SX8 low-viscosity epoxy system for manual and vacuum rolling, and drawing. Ideal to improve wettability of wood fibres, glass, carbon and aramid fibers. Once hardened, it features excellent mechanical and stretching characteristics. Medium and fast hardening version with possibility to absorb cellulose microfibers and glass microsphere to obtain plaster, fillers and curved parts.
Weigh the components and mix them or buy a controlled-tapping pump.
To be mixed using a scale or purchase controlled dosing pumps.

Code	Resin kg	Hardener kg	Kind of hardener	Workability 20°	Hardening 20°	Viscosity	Stretching	To be used on
65.531.01	1	0.3	rapid	9 - 14 min	2 - 4 h	250 - 350 mPas	5-7%	glass- wood - carbon
65.531.02	1	0.3	Medium	40 - 50 min	6 - 8 h	200 - 300 mPas	6-8%	glass- wood - carbon
65.531.05	5	1.5	Medium	40 - 50 min	6 - 8 h	200 - 300 mPas	6-8%	glass- wood - carbon

Lamination fabrics

High-yield glass fabric for manual and/or vacuum lamination. Easy to use, good draping qualities.



Code	Weight gsm	Weaving	Height m	Length m	Resin absorption gsm	Notes
65.532.16	163	twill	1	3	190	very draping
65.532.29	290	twill	1	3	310	very draping

Glass hollow microspheres for lamination

Very fine glass hollow microspheres. To increase the volume of protections but with a limited weight increase, and to fill major surface defects. When added to other additives, it improves spreadability and the grain of fillers thus obtained. Compatible with any kind of resin.

Code	ORDER BY BOX
65.533.01	0.5 litre can

Cellulose microfibres for lamination

Cellulose microfibres are a natural material made of wood dust. They are used to increase thickness of the resin improving resistance and adhesion. Mixed to other additives such as the microspheres they generate a range of different fillers depending on the requirements.

Code	ORDER BY BOX
65.533.02	0.5 litre can

Flex rolling knife

The set includes 3 Flex synthetic knives, very flexible and ideal to spread any kind of material on curved and uneven surface. Solvent-resistant and lightweigth, these knives don't scratch the surfaces they come into contact with.

Code	ORDER BY BOX
65.533.05	No. 3 pcs. a bag

Sticks for lamination

Package of 2x15-cm sticks for bicomponent mixing, made of birch wood. The enable to mix easily all bicomponent products such as resins, paints or gelcoats. Birch wood doesn't release impurities or color inside the mix thus avoiding to compromise its final technical and qualitative characteristi-cs.

Code	ORDER BY BOX
65.533.06	50 pcs. a bag

Products for small repairs and maintenance

OSCULATI

White GELCOAT

Single-component gel coat. To be knifed out as a regular filler for a bright white finish that restores the original surface of the chipped or splintered gel coat. It can be coated.

Code	Package
65.520.05	100 g

White GELCOAT

"4 in 1" high-resistance bicomponent white GELCOAT. To be used like a regular filler to be knifed out: the final result is a bright white finish restoring the original chipped, scratched or dented gelcoat surface. It can be coated.
The original surface of the chipped, worn, or dented gelcoat. Can be overpainted.

Code	Package
65.520.06	200 g

White gelcoat spray

SPRAY

Single-component gel coat for fast finish of fiberglass surfaces. It makes porous surfaces even and the result is a satin-finish in the colour applied.

Code	Package
65.520.11	400

Two-component polyester filler

Two-component polyester filler, matt and to be knifed out, blended with fiberglass for higher resistance and flexibility.
Suitable to restore missing and damaged parts.

Code	Packaging of g
65.520.02	200

Two-component epoxy filler

Two-component epoxy filler to be knifed out.
Excellent to restore broken or missing parts.
Good compromise between stiffness and flexibility.
Hand or machine processing after 4/5 hours.

Code	Package
65.520.04	600 g (300 g + 300 g)

Filler for bicomponent wood

Specific for application on wood, already colored paste compound, highly resistant, washable by hand or washing machine after 4/5 hours from application.

Code	Colour	Package
65.520.12	Light-coloured wood RAL 1014	150 ml (250 g)
65.520.13	Medium-coloured wood RAL 8003	150 ml (250 g)
65.520.14	Dark-coloured wood RAL 8028	150 ml (250 g)

MINIKIT for fiberglass repairs

It includes: polyester resin, catalyst accelerator, 120x20-cm fiberglass cloth, blending container.

Code	Packaging of g
65.520.08	200

VETROKIT

Code **65.520.09**
Fiberglass repairs. It includes: polyester resin (800 g), catalyst accelerator, fiberglass fabric (64x47 cm), mixing container, brush, gloves.
Brush, gloves.

Epoxy resin kit for fiberglass repairs

Code **65.520.10**
For fiberglass repairs. Made of **epoxy** resin + catalyst, 500+250 g, mixing container, sandpaper, gloves, 50x50-cm glass fibre cloth, brush and broad knife.
Promotional gift: 38x34-cm beach bag + block notes.
Also recommended for gluing wood and for osmosis treatment.

Two-component epoxy resin

Multipurpose epoxy resin recommended for:
1 - Repairs of damaged fiberglass using mats or glass-fibre fabric.
2 - Glueing of **wood, fiberglass, metal**.
3 - Wood protection and repair.
4 - Osmosis pre-/restoring treatment.

Code	Package
65.520.16	0.750 (0.500 kg of resin + 0.250 kg of hardener)

Fiberglass super kit

Code **65.520.07**
Designed for major repairs.
The kit includes:
- 2 x 1-kg bottles of polyester resin.
- 2 x 50-g bottles of resin catalyst.
- 1 x 1-kg cloth of fiberglass (about 2sq. m.).
- 1 x 0.5-kg gelcoat filler.
- 1 x glass to mix resin.
- 2 x knives.
- 1 x brush.
- 60 grit sandpaper (0.5 m).
- 1 x 250-g Superpolish
- set of sandpaper (80 - 120 - 240 - 400 g).
- 1 x instruction folder.

YACHTICON white gelcoat

One Pack Nitrosynthetic Gelcoat . Ideal for small repairs to fibreglass / wood / gelcoat / metail. Fast repairs, with no need to paint. Cures quickly and if necessary can be sanded and painted. 70 g.

Yachticon

Code	Packaging of g
65.211.35	70

Maintenance and cleaning products

OSCULATI

Products produced under Osculati specifications, to be easy to use and environment friendly.

Boat shampoo

Concentrated low-foam shampoo for boats. To be used to clean all outer parts, windows and hatches included. It also works with salt water.

Code	Package l
65.752.00	1

65.742.00

65.742.01

Teak One cleaner and stain remover

It cleans and removes stains from teak surfaces. Suitable for deep cleaning of teak, it removes oil, grease, tar and food stains.

Code	Package l	PACKAGE
65.742.00	1	6
65.742.01	5	-

65.743.00

65.743.01

Teak Two color conditioner

This product conditions the color of teak surfaces. Special product to be used after Teak One to condition the natural color of teak. WARNING: **it does not contain dyes**, it is a chemical agent that restores the natural color of wood. To be used together with Teak One as it **interacts** with it.

Code	Package l	PACKAGE
65.743.00	1	6
65.743.01	5	-

New Sunteak reconditioner

special cleaner used to recondition deck teak surfaces; removes stains and restores the original natural colour; to be diluted with water.

Code	Package l
65.239.00	1

65.744.00

65.744.01

Teak Three protective paint

Protective and nourishing for teak surfaces, colourless and UV resistant features for wood. It does not damage seams. Completely natural and silicone-free, it lets the wood breath, nourishing it and at the same time slowing dirt penetration. It can also be used on teak surfaces treated with other brand agents.

Code	Package l	PACKAGE
65.744.00	1	6
65.744.01	2.5	4

Teak hydro color

Wax-based sealant, fast curing (1 hour). Pigmented product with no teak-damaging diluents. It protects from sun and weather. It assures a longlasting natural color of teak, restoring its original finish. VOC (Volatile Organic Compounds)-free, odourless and environmentally-friendly product.

Code	Package l	PACKAGE
65.747.00	1	6

Inox Cleaner - cleaner for stainless steel

It easily cleans stainless steel even though it contains no harmful substance. It removes rust stains that oxidate stainless steel surfaces.

Code	Package ml	PACKAGE
65.250.00	500	10

Stainless steel cleaner spray

It deeply cleans stainless steel, aluminium, chromed brass, laminated plastic. Antioxidant agent that leaves no streaks or marks.

Code	Package ml
65.264.00	400

Rust Free product

It removes rust stains from fiberglass surfaces, spray bottle.

Code	Package ml	€ PACKAGE
65.748.00	750	12

Acrylic cleaner - Detergent for acrylic panes (polycarbonate, plexiglass, etc.)

Designed **not to leave marks** on acrylic materials as standard detergents do. It can also be used on regular or laminated glass panels.

Code	Package ml	€ PACKAGE
65.748.55	750	6

Fabric Waterproof universal waterproofer for natural and synthetic fabric

It cleans, regenerates and waterproofs verandas, blinds, bimini tops, shading covers and other fabric items. Water-repellent, anti-deterioration, anti-mould and activating action for natural and synthetic fabric.

Code	Package ml
65.102.85	750

Special For Boat multipurpose heavy-duty detergent

Low-foaminess strong detergent. It cleans extremely well without scratching the surfaces (fiberglass, rubber fabrics, PVC fenders, stainless steel, light alloys). Biodegradable product.

Code	Package ml	€ PACKAGE
65.748.50	750	6

Poli-Teak Stain Remover Spray

special **stain remover spray** for teak decks; spray stains and wait for the solvent to evaporate, then brush and rinse the white residue on the teak and the deck will be **completely clean**.

Code	Package ml
65.256.01	400

New Color Life reviving solution for faded paint

Reviving solution for any type of fiberglass surface and **faded paint**. It penetrates into the micro porosity of the gelcoat or paint **without leaving** any visible traces, restores the surface to its **original coloring and gives a shiny finish**. Long lasting reviving treatment.

Code	Package ml	€ PACKAGE
65.746.00	500	10

Ultra White fast stain remover for yellowed gelcoat

Specific product to remove GELCOAT yellowish stains. Biodegradable product.

Code	Package ml	PACKAGE
65.748.60	500	10

◀ 65.249.00

◀ 65.249.01

Bilge Sentidek cleaner

Cleaner for bilge, it removes mud, slime and oil-polluted water for a long time. Highly emulsifying product used for quick bilge cleaning.

Code	Package l
65.249.00	1
65.249.01	5

Extra-strong mould remover

It effectively removes mould from wood, synthetic fabric sails, synthetic leather upholstery. Do not use on fabric.
Not suitable for fabrics.

Code	Package ml
65.755.00	500

Rubber Slide Sealant

Special product to restore and protect PVC dinghies, hypalons and similar. It reconditions neoprene on dinghies and helps prevent and cleans incrustations. It increases the lifespan of dinghies. Supplied with a **spraying** gun.

Code	Package l	PACKAGE
66.458.80	0.75	6

Rubber Life sealing and restoring liquid

Liquid repair paint which **seals and restores** neoprene or PVC fabric on dinghies, creating a highly resistant clear plastic film. In the presence of small holes, Rubber Life may be applied to the external part of the hole. In case of cuts Rubber Life is applied on the inner part of the cut with a syringe as tyre repair products.

Code	Package	Package ml	PACKAGE
66.459.00	500 ml	500	10

◀ 65.749.01

◀ 65.749.02

◀ 65.749.03

Maintenance cycle for desalinators

The cycle utilizes 3 specific products:
- **Phase 1**: alkaline detergent that cleans the membranes by removing dirt accumulated during use (e.g., oily residues).
- **Phase 2**: acid descaler that removes limescale and neutralizes the alkalinity of Phase 1,
- **Preservative**: with bactericidal action, removes bacteria and prevents their reappearance before the next season.

These products can be used for two different interventions:
- **Routine maintenance**: recommended when there is a decrease in performance of the desalinator. Involves the use of Phase 1, followed by Phase 2, and finally a thorough rinse with water.
- **Extraordinary Maintenance (Winterization)**: when it is anticipated that the desalinator will not be used for an extended period or to prepare it for the new season. It is advised to wash with Phase 1 and Phase 2 before using the Preservative. Before reuse in the spring, it is necessary to rinse thoroughly with water to restart the desalinator.

It is strongly advised against using on energy recovery machines (e.g., Schenker and Spectra).
The 1-liter package is the appropriate quantity for treating any desalinator for boats.
Each product requires 20 minutes to act.

Code	Description	Package l	PACKAGE
65.749.01	Phase 1	1	6
65.749.02	Phase 2	1	6
65.749.03	Preservative	1	6

Silicone lubricant spray

Silicone lubricating oil, water-resistant, protective action for metal/plastic/rubber (it prevents cracking) and electrical insulation.

Code	Package ml
65.260.00	400

White grease spray

Protective and water-resistant white lubricating grease. For mechanical parts that need both protection and lubrication. Resistant to high temperature (it contains lithium) and salty water.

Code	Package ml
65.261.00	400

Corrosion block / Lubricant spray

It penetrates into the metal parts and lubricate then while preventing corrosion and protecting the parts over a long time. It repels moisture, loosen parts and prevent short circuits.

Code	Package ml
65.263.00	200

PTFE lubricant spray

Dry synthetic PTFE lubricant. Non conductive, it doesn't leave marks or stains. Ideal for hinges, joints, blocks, travellers and any part needing lubrication. Resistant to salty and fresh water.

Code	Package ml
65.265.00	400

Marine vaseline spray

Is a natural efficient product use to fight against harmful salt deposits and to lubricate electrical contacts, instruments, fairleads, stanchions, portholes, etc. No deposit residues, easy to wipe.

Code	Package ml
65.288.00	400

High Performance Gear Oil

Lubricating oil for outboard engines and stern drive legs. Packed in plastic tubes with filling nozzle. It protects the gears against wear, rust and corrosion.

Code	Package ml	ORDER BY BOX
65.088.00	250	12

Hydraulic Oil

ISO VG15 hydraulic product with antifoaming additives to resist high pressure and corrosion. Recommende for hydraulic steering systems, power Trims, power Lift for outboard engines and stern drives, hydraulic flaps and hydraulic gangways.

Code	Package ml	ORDER BY BOX
65.089.00	250	12

Marine Grease protective grease

Water-repellent white protective grease suitable for all mechanical parts that require protection and lubrication at a time. Recommended to protect, lubricate and avoid jamming of bolts, joints, steering and cable systems, battery clamps, propeller axles, bolts of wheels and trailers, and locks in the marine environment.

Code	Package ml	ORDER BY BOX
65.090.00	250	12

65.560.52

65.560.51

New Rustproof primer spray

This primer protects metal surfaces from rust formation.
An **insulating barrier** prevents oxygen and moisture from attacking the surface. This product also acts as a **primer** for the applied paint.

Code	Colour	Package ml	PACKAGE
65.560.51	Grey	400	6
65.560.52	green	400	6

New Paint remover spray

Stripper spray suitable for all paints, including bi-components.

Code	Package ml	PACKAGE
65.590.00	400	6

New Wood Oil protective spray for wood

Long-lasting protective oil against UV rays and salt.
Soakes deep into the wood and dries quickly.

Code	Model	Colour	Package ml	PACKAGE
65.745.01	Classic teak	Warm Gold	400	6
65.745.02	Clear	transparent	400	6

Polishing pastes

Restoring treatment for aged surfaces (fiberglass, gelcoat, painted metal surfaces, aluminium, stainless steel, etc.)

IOSSO multipurpose polishing cream

Non-abrasive polishing paste usable on all metals: silver, stainless steel, aluminium, brass, copper, bronze, gold, and chrome plating
Also great for polishing fibreglass, plastics, enamelled surfaces, plexiglass, etc.
It does not crease, corrode, or etch, restoring and maintaining the original shine over time.

◢ 65.212.01

◢ 65.212.02

Code	Package
65.212.01	50-ml tube
65.212.02	250-ml can

Renovator for transparent plastics IOSSO

Polishing renovator for transparent surfaces (plexiglass, PVC, acrylic, glass, etc.).
Removes haziness, oxidations, streaks, and other surface defects, providing a durable polish.

The product must be used only with an orbital polisher (max. 800-1000 rpm).
Apply a few grams of product on the surface to be treated and polish mechanically, exerting light to medium pressure.
If the product tends to dry too quickly, reduce the pressure.
Operate the polisher in a fixed position to remove streaks.
Attention: the product is abrasive.

Code	Package
65.212.03	250 ml container

Biodegradable universal shampoo IOSSO

Boat shampoo, formulated with plant-based surfactants, fully and rapidly biodegradable.
Thoroughly cleans fiberglass, painted surfaces, metal, inflatables, etc.
It is used like a regular shampoo, diluted in water up to 1/200 (1-2 tablespoons in a bucket of water).
Rinse with fresh water.

Code	Package
65.212.04	Bottle of 1 l

New IOSSO Raft Decap stripper for inflatable boats

It renews, cleans, and restores the original colour of dinghies aged by the sun, smog, and salt, restoring their original colour and shiny appearance.
Suitable for all types of rubber, vinyl, imitation leather, etc.
Spray it and let it act for a few moments. If necessary, rub with a brush or sponge and rinse. Do not let the product dry on the treated surface.
Do not apply on screen-printed parts.

Code	Package
65.212.07	750 ml sprayer

New IOSSO Raft mould cleaner

Removes mold stains from any rinsing surface such as dinghies, fiberglass, faux leather, etc.
Spray on the stained surface and wait, without rubbing until the stain is completely removed.
Rinse with water.
We recommend using it cautiously and store it in a cool place, sheltered from sunlight.

Code	Package
65.212.06	750 ml sprayer

New IOSSO Raft protective wax for inflatables

Protective, reviving and polishing cream wax for dinghies of any material.
Mantains a durable protection while restoring the original appearance to aged rubber.
Suitable for protecting vinyl fabrics (awnings, fender cushions and other plastic accessories).
Spray on the surface to be treated, clean and dry. Then spread the product evenly on the surface and let it dry.

Code	Package
65.212.05	750 ml sprayer

OSCULATI abrasive and polishing pastes

A wide range with packs
from 0.5 kg to 3 kg, ideal for small jobs,
or professional shipyards

- Excellent product coverage
- Developed for the marine environment
- Clear instructions, in four languages
- Match the lid colour to the tools

This fast cutting compound quickly removes scratches, defects and sanding marks

OSCULATI

◢ 65.227.00

◢ 65.230.16 (OPTIONAL)

◢ 65.230.01 (OPTIONAL)

Heavy 600 - Coarse-grained abrasive paste for stain purposes

Polishing abrasive paste with high stain power, suitable after sanding with P600 sand paper.
Despite its strong abrasive capacity, it does not cause scratches, streaks, or splashes.
Allows reduction of sanding cycles, thus particularly suitable for processing rough hulls or after repairs.
Also suitable for heavily oxidized gelcoat.

Code	Colour	Polisher speed	Optional Accessories		Package age per kg	PACKAGE
			Thick wool cap (decisive action)	Orange pad (less decisive action)		
65.227.00	white	800 - 1500 rpm	**65.230.16**	**65.230.01**	3	4
65.227.02*	Black	800 - 1500 rpm	**65.230.16**	**65.230.01**	3	4

* *Ideal for dark colour hulls.*

OSCULATI

◢ 65.220.10

◢ 65.230.16 (OPTIONAL)

◢ 65.230.01 (OPTIONAL)

Heavy Cut 1000 - Aggressive abrasive paste.

Coarse-grained polishing abrasive paste to be used after sanding with P1000 grain.
Excellent abrasive capacity combined with high-polishing level. For oxidized and yellowed gelcoat.

Code	Polisher speed	Optional Accessories		Package per kg	PACKAGE
		Thick wool cap (decisive action)	Orange pad (less decisive action)		
65.220.10	800 - 1500 rpm	**65.230.16**	**65.230.01**	1	12

OSCULATI

◢ 65.221.05/10

◢ 65.230.15 (OPTIONAL)

◢ 65.230.01 (OPTIONAL)

FAST CUT 1500 – Ultra-fast abrasive paste

Medium-power polishing abrasive paste to be used after sanding with P1500 grain.
It removes streaks and oxidation for an extremely bright and smooth surface.
Suitable for soft and coloured gelcoat and painted surfaces.

Code	Polisher speed	Optional Accessories		Package per kg	PACKAGE
		Fine wool cap (decisive action)	Orange pad (less decisive action)		
65.221.05	800 - 1500 rpm	**65.230.15**	**65.230.01**	0.5	20
65.221.10	800 - 1500 rpm	**65.230.15**	**65.230.01**	1	12

LIGHT CUT POLISH – Anti-hologram Polish

Finishing polish that removes polishing marks, micro-streaks and holograms.
The combination of nano-abrasive and polishing agents ensures bright surfaces in a matter of little time and effortlessly.
For dark delicate surfaces.

Code	Polisher speed	Optional Accessories	Package per kg	PACKAGE
65.222.05	1000 - 2000 rpm	**65.230.02**	0.5	20
65.222.10	1000 - 2000 rpm	**65.230.02**	1	12

◢ 65.230.02 (OPTIONAL)

◢ 65.222.05/10

POLISH & WAX – Extra fine polish with wax

Protective polish + wax, suitable for removing light oxidations, water stains and small imperfections.
Gives surfaces extreme brilliance and shine.
Thanks to the polymeric formulation, it combines the polishing action with the creation of a highly protective and durable water-repellent film.
Protects from UV rays, weather conditions, and salt/lime water.
Prevents the formation of opacity, stains, and streaks.
Applicable both manually and by machine.

Code	Polisher speed	Optional Accessories		Package per kg	PACKAGE
		Black pad (machine)	Microfibre cloth (by hand)		
65.223.05	1500 - 2000 rpm	**65.230.03**	**65.230.40**	0.5	20
65.223.10	1500 - 2000 rpm	**65.230.03**	**65.230.40**	1	12

◢ 65.230.03 (OPTIONAL)

◢ 65.230.40 (OPTIONAL)

◢ 65.223.05/10

Accessories for OSCULATI abrasive pastes

Code	Description	To be used with	cm	PACKAGE
65.230.11 New	2 medium-stiff orange foam pads	**65.230.21**	Ø 8	20
65.230.12 New	2 medium-soft blue foam pads	**65.230.21**	Ø 8	20
65.230.13 New	2 soft black bubbly foam pads	**65.230.21**	Ø 8	20
65.230.01	2 medium-stiff orange foam pads	**65.230.21**	Ø 15	20
65.230.02	2 medium-soft blue foam pads	**65.230.21**	Ø 15	20
65.230.03	2 soft black bubbly foam pads	**65.230.21**	Ø 15	20
65.230.15	Fine wool cover	**65.230.24**	Ø 18	20
65.230.16	Double-sided rough wool cover	**65.230.23**	Ø 20	10
65.230.17	Single-sided rough wool cover	**65.230.24**	Ø 20	10
65.230.21	Backing pad for drill	**65.230.11/12/13**	Ø 7.5	10
65.230.23	Adapter for rough wool cover	**65.230.16**	-	10
65.230.24	Backing pad for wool cover	**65.230.15/17**	Ø 17.5	10
65.230.40	2 microfibre cloths	**-**	38x38	20

◢ 65.230.01/11

◢ 65.230.02/12

◢ 65.230.03/13

◢ 65.230.15

◢ 65.230.17

◢ 65.230.16

◢ 65.230.02

◢ 65.230.24

◢ 65.230.23

◢ 65.230.40

◢ 65.230.21

3M cleaning and maintenance products

Heavy cutting compound - Polish for heavy oxidation

Effectively removes P800 grit marks.
The mineral leaves a finer finish.
This improved, fast-cut formula is easier to use and allows you to use less product.

Code	Package ml
65.310.22	946

Medium Cutting Compound + Wax - Polish for medium oxidation

New technology with aluminium oxide.
Effectively removes P1000 grit marks.
Specially formulated for gelcoat.
This improved, fast-cut formula is easier to use and allows you to use less product.

Code	Package ml
65.310.23	946

Light Cutting Compound + Wax - Polish for light oxidation

New technology with aluminium oxide.
It effectively removes P1500 scratches to leave behind a high-gloss shine.
The fine mineral optimizes the final shine.
This improved, fast-cut formula is easier to use and allows you to use less product.

Code	Package ml
65.310.25	946

Boat Wax - Carnauba wax

Easy to apply, it doesn't leave marks. Even more effective on warm surfaces.
Pure wax with a high % of carnauba. High gloss. Weather resistant, long lasting polish.
High gloss. Protects from weather elements while maintaining shine for a long time.

Code	Package ml
65.310.27	946
65.310.28	473

3M Marine Metal Restorer & Polish

Removes traces of rust, corrosion and tarnishing caused by stainless steel, brass, bronze, cooper, aluminium and other metals; restores the original brightness of treated metals.

Code	Package ml
65.309.18	500



3M SSC spray cleaner

Suitable for stainless steel and chromed or anodized surfaces; does not streak or mask imperfections on surfaces; non-corrosive; does not contain by-product petrol products.

Code	Packaging of g
65.309.38	600

3M universal cleaner for adhesives

Special solvent allowing to clean easily almost all kinds of **adhesive** and to remove wax, grease, oil, tar. It doesn't damage dry painted surfaces, vinyl, fabrics.

Code	Spray package ml
65.309.99	500

3M Marine Acryl Putty White

White acrylic putty, ideal for levelling imperfections, scratches and abrasions on fibreglass surfaces, wood or metal; does not require recoating.

Code	Tube g
65.309.41	200

3M Scotch-Brite Cleaning System

System fitting with handle and pad, suitable for removing rust, incrustations and paints from metal surfaces, used to smooth rough surfaces; ideal for cleaning anchors, thrusters and hulls.

Code	Description	ORDER BY BOX
65.315.01	**3M White pad**: for delicate surfaces	10
65.315.03	**Blue pad**: for aggressive action on hard and encrusted surfaces	6
65.315.92	**Supporting handle**	1

Fastening system and adhesive tape

3M Dual Lock (thin)

As thin as 1.7 mm, semi-transparent high-performance adhesive also for external use on painted surfaces, glass panes, polycarbonate, etc.

Code	Colour	Roll
65.310.06	transparent	25 mm x 46 m

3M Dual Lock

Fastening system suitable for rigid and flexible surfaces (ideal for cover plates, panel systems, etc). Prostheca density 250/inch².

Code	Colour	Roll
65.310.01	Black	25 mm x 46 m
65.310.02	Transparent	25 mm x 46 m

3M Scotchmate

3M double-sided tape closure, resealable fastening system for loaded surfaces, but which must be removed frequently.
Adhesive suitable for high nautical temperatures. Ideal for securing cushions.

Code	Colour	Roll
65.311.01	Black	2 pairs of rolls (25 mm x 5 m)

3M Y389 Waterproof Cloth Tape (Grey Tape)

Cloth adhesive tape, resistant to peeling, cuts and water; ideal for emergency repairs, used for all operations that required, sealing, reinforcement, protection, jointing and sail repairs.

Code	Colour	Roll
65.320.01	silver	50 mm x 50 m





3M 2090 Long Masking Tape

Masking tape, UV resistant, can be removed within 7 days after application without releasing the adhesive; adaptable, thin thickness, blue colour, easy to identify.

Code	Roll
65.326.01	18 mm x 50 m
65.326.02	48 mm x 50 m



3M Scotch 23

Self-amalgamating insulating tape, ideal for terminals, joints, cable re-constructions; device for protecting turnbuckles, spreaders and other metal terminals.

Code	Colour	Roll
65.330.00	Black	19 mm x 9 m

Protective tape

Special anti-abrasion adhesive tapes that protect the boat surfaces during production and maintenance

3M Self-Stick liquid protection fabric, PN 36878

Specially engineered surface protection material. It temporarily protects surfaces from the damaging effects of liquids, oils and solvents while also trapping dirt..
It resists light impacts and abrasion. UV-resistant, it can be used to protect outdoor surfaces.
Its adhesive backing keeps it securely in place and can be repositioned without leaving residues.

Code	Roll
65.329.06	35.56 cm x 91.5 m

Products in blister packs

3M double-sided tape

Flexible open-close self-adhesive fastening systems fitted with two strips featuring tiny hooks. When pressed together, they adapt to several uses (either heavy or light objects).

Code	Product	Description	Roll
65.331.92	3M Scotch-Fix™ Extreme Interior Mounting Tape	Permanent, high-quality conformable tape is designed for use in indoor environments with extreme conditions and is the only mounting tape that works on plastic, including hard plastics like PP and PE. Also ideal on metal, wood, and smooth, painted surfaces. Capable of supporting up to 12 kg.	19 mm x 1.8 m



3M Dual Lock

Flexible open-close self-adhesive fastening systems fitted with two strips featuring tiny hooks. When pressed together, they adapt to several uses (either heavy or light objects).

Code	Package	Length mm	Colour
65.396.75	2 strips	25.4x76.2	transparent

3M Bumpon Bumpers

Round bumpers, self-adhesive, clear; vibration dampening, softening noises and reducing damages to objects due to shocks.

Code	Ø mm	Pieces
65.397.02	13	12
65.397.06	19	8

Fastening system and adhesive tape

VELCRO®

VELCRO® Brand ALFA-LOK® Fastener

Self-fastening system for indoor and outdoor use. Thanks to pressure closure of the mushroom-shaped hooks, positioning is possible before final fastening.
Top-performance fastening system, good adhesion for immediate positioning.
Excellent for fastening panels, ceilings, electronic central units, GPS systems, video cameras and sensors.



Code	Colour	Version	Dimensions	Hold
65.450.03	Black	Roll	25 mm x 3 m	5.1 kg cm²
65.450.25	Black	Roll	25 mm x 3 m	5.1 kg cm²
65.450.75 New	Black	4-piece blister pack	25 mm x 75 mm	3.3 kg cm²

VELCRO® Brand HIGH STRENGTH Fastener

High-seal closure system, an excellent alternative to mechanical fastening systems without drilling. The high-performance and heat-resistant adhesive is suitable for application on multiple surfaces (excluding PE and PP). Ideal for fastening control units, ceiling lights, lighting systems, paneling, panels, and decorative elements.

Code	Colour	Roll	Hold	Application	Operating temperature
65.451.05	Black	50 mm x 5 m	3.16 kg cm²	Glue, staples, nails, screws	-20° C / + 120° C

VELCRO® Brand GENERAL USE Fastener

Velcro tape consisting of loop and hook with a very high life cycle. The adhesive allows for quick and immediate positioning. Easy-to-use system especially for flexible materials such as fabrics, mosquito nets, draperies, cushions, light decorative elements. Recommended for indoor applications.

◢ 65.452.04

Code	Colour	Roll	Hold	Application	Operating temperature
65.452.01	white	20 mm x 5 m	0.97 kg cm²	Glue, staples, nails, screws	-15° C / + 90° C
65.452.02	Black	20 mm x 5 m	0.97 kg cm²	Glue, staples, nails, screws	-15° C / + 90° C
65.452.04	Black	50 mm x 5 m	0.97 kg cm²	Glue, staples, nails, screws	-15° C / + 90° C

VELCRO® Brand EXTRA THIN Fastener

Mounting system consisting of a loop and hook, ultra-thin, for invisible and repositionable applications. The high initial adhesion adhesive allows for positioning and holding in just a few moments. Excellent for securing cable channels, LED lighting systems, baseboards, profiles, lightweight paneling, flooring, and sensors. The adhesive is suitable for a wide variety of surfaces: aluminum, stainless steel, glass, plywood, polyester, polyethylene, and polypropylene. Not compatible with vinyl-PVC.

Code	Colour	Roll	Hold	Application	Operating temperature
65.453.05	white	20 mm x 5 m	3.05 kg cm²	Glue, staples, nails, screws	-15° C / + 60° C

VELCRO® Brand UNIVERSAL FLOORING Fastener

Ultra-thin hook compatible with most floors and flexible receptive coverings such as fabrics, carpets, non-woven fabrics, PVC. Low profile, high thermal resistance, leaves no residues. Adhesive for indoor environments, easily removable to avoid damaging surfaces.

Code	Colour	Roll	Application	Operating temperature
65.454.25	white	45 mm x 25 m	Glue	-40° C / + 140° C

VELCRO® Brand ONE-WRAP® Strap & Tape

The ONE-WRAP® Strap ties are self-gripping straps for quick, easy, and re-accessible fastenings. As alternatives to plastic ties, they represent the simplest and safest solution for wiring electrical and data cables, pipes, optical fibers, and various other cables. Also available in rolls as ONE-WRAP® Tape, which can be cut according to individual needs for organizing ropes, cables, material transport, and much more.

◢ 65.455.05

◢ 65.455.20

Code	Colour	Version	Roll	Application	Package
65.455.05	Black	Tape	10 mm x 5 m	Tie, wrap, fasten	Roll
65.455.20	Black FRT	Clamps	20 mm x 200 mm	Tie, wrap, fasten	25-pc blister

VELCRO® Brand Plastic Coins

Rigid PVC discs with hook tape and central hole for mechanical fixing. Used to be coupled with the eyelet part of cushions and mattresses in both indoor and outdoor environments.

Code	Colour	Dimensions	Application	Type	ORDER BY BOX
65.456.01	white	45-mm Ø, 3-mm bore	Tie, wrap, fasten	BULK	1000 pcs
65.456.11	white	45-mm Ø, 3-mm bore	Tie, wrap, fasten	RETAIL	20 pcs

TREADMASTER

TREADMASTER M-ORIGINAL

Traditional flooring for **decks**, cockpits and ladders.
Anti-slip flooring for decks and cockpits, made in the UK from rubber-cork conglomerate.

Code	Colour	Thickness mm	Sheet size mm	Surface
65.905.01	Sand white	3	1200x900	diamond
65.905.02	Medium grey	3	1200x900	diamond
65.905.03	Medium blue	3	1200x900	diamond
65.905.04	brown	3	1200x900	diamond
65.905.05	Light blue	3	1200x900	diamond
65.905.06	light grey	3	1200x900	diamond

65.905.01

65.905.02

65.905.03

65.905.04

65.905.05

65.905.06



65.901.20

TREADMASTER M-Original DP self-adhesive plates

Self-adhesive plates in 2-pc display packaging.
Anti-slip flooring for decks and cockpits, made in the UK from rubber-cork conglomerate.

Colour	275x135 mm	412x203 mm
Sand white	**65.901.02**	**65.901.12**
Medium blue	**65.901.01**	**65.901.10**
grey	-	**65.901.16**
light grey	**65.901.05**	**65.901.15**
Black	**65.901.08**	**65.901.18**
Teak striped black	-	**65.901.20**

TREADMASTER ENGINE ROOM

Anti-skid waterproof flooring ideal for engine rooms. Resistant to mineral oils.
Anti-slip flooring for decks and cockpits, made in the UK from rubber-cork conglomerate.

Code	Colour	Thickness mm	Sheet size mm
65.899.00	Black	3	1200x900


Small diamond


Ultragrip

TREADMASTER M-Tec

New deck flooring. Thinner for better adaptability, high anti-slip properties.
Two finishes available: Small Diamond and Ultragrip.
Anti-slip flooring for decks and cockpits, made in the UK from rubber-cork conglomerate.

Code	Colour	Thickness mm	Sheet size mm	Surface
65.902.06	light grey	2.5	1200x900	Small diamond
65.902.08	Black	2.5	1200x900	Small diamond
65.902.16	light grey	1.8	1200x900	Ultragrip
65.902.18	Black	1.8	1200x900	Ultragrip

OSCULATI

Adeprene 465 special glue, Treadmaster-dedicated

One-component formula. Suitable for all Treadmaster products and similar. It can be applied on fiberglass, wood, steel and aluminium.

Code	Package g	Yield m²
65.907.01	850	2.80

Coating for decks and superstructure

Faux Teak self-adhesive teak-like EVA deck flooring

Self-adhesive mat for DIY flooring.
Stain-resistant and easy to clean even with a pressure washer.
Very good UV-resistance that preserves the colour.
Non-slip waterproof flooring material.
Blow-cushioning material.

Code	Colour	Thickness mm	⟷ mm	Density kgt/m³	Sticker
65.909.01	Wood	6	2400x1200	180	3M
65.909.02	grey	6	2400x1200	180	3M

◢ 65.909.02



◢ 65.909.01



◢ 65.909.02

Sheets for building and DIY

King Plastic Corporation

King StarBoard® sheets

The original marine-grade high-density polyethylene sheet.
The King name is synonymous with quality and the King StarBoard® brand has been helping pros build better boats for more than thirty-years.
It is the product of a proprietary process called K-Stran™, the most advanced manufacturing process for superior flatness and consistency. Matte finish on both sides of the sheet.
It is environmentally stabilized to withstand the harshest outdoor conditions. It will not rust, delaminate or rot when exposed to UV, humidity or water.
- Structural roofing.
- Bulkheads in the bilge or the peaks.
- Shelves.
- Furniture.
- Frames and finishings.
- Hatches and doors.
- Handles and rails.
- Fishing rod holders and glass holders.
- Steps and Dock Boxes.
- Tray tables.

KING STARBOARD

Code	Thickness mm	Size: mm	Colour
65.908.00	9.5	800x1200	white
65.908.01	12.5	800x1200	white
65.908.02	19	800x1200	white

Adhesive tape and repairing accessories

PSP MARINE TAPES flame retardant PVC insulating tape

To identify phases, to mark and insulate electric cables. Also suitable as protection for turnbuckles.

Code	Colour	Roll
65.116.50	red	19 mm x 20 m
65.116.51	blue	19 mm x 20 m
65.116.52	yellow	19 mm x 20 m
65.116.53	green	19 mm x 20 m
65.116.54	Black	19 mm x 20 m

PSP MARINE TAPES Spray Stop tape

It resists up to 200° and is ideal for emergency repairs on fuel hoses of hot/cold water hoses. It is made of a glass/aluminium film with silicon adhesive. This tape is required under SOLAS Regulation 11-2/15.2.11.

Code	Package
65.118.20	2 rolls - 25 mm x 1 m

PSP MARINE TAPES laminated rayon adhesive tape

Made with **polyethylene and rubber resins**, very soft and multipurpose. It can be torn and moulded by hand. It adheres to any type of surface, including dacron sails, on which it can be used for changes or emergency repairs during regattas. Also for repairs on lifevests, liferafts, inflatables, paddles.

Code	Colour	Roll
65.118.00	Silver	25 mm x 10 m

New PSP MARINE TAPES double-sided adhesive tape for mirror mounting

Best sealing, bears up to 2 kg, ensures permanent fixing on any smooth surface, metal, glass, tiles, etc.
Resistant to moisture, UV rays, and temperature up to 100°C. It is anideal alternative to nails, screws, or glue.

Code	Roll
65.361.93	19 mm x 2 m

Super resistant PSP MARINE TAPES Dinghy Tape

Self-adhesive, UV-resistant, with plastic core. Suitable for emergency repairs. Once removed it **does not release any glue residues** on the surface. White colour.

Code	Roll
65.118.50	50 mm x 5 m

PSP MARINE TAPES Soft-grip special tape

Sticky anti-skid adaptable tape, self-adhesive, **does not release any glue residue** when removed; provides and extra grip where required.

Code	Colour	Roll
65.116.90	grey	50 mm x 4 m

Self-amalgamating PVC tape

Essential for taping turnbuckles, electrical cables, splices, etc. It wraps around the object and shapes together forming a single uniform covering

Code	Colour	Roll
65.115.00	Black	25 mm x 3 m
65.115.01	white	25 mm x 5 m

X-TREME self-amalgamating silicone tape

Developed for military uses, it is self-wrapping and extremely flexible. Insulation up to 8000 volt at 0.5-mm thickness. Elongation 300%, elongation at break 600 psi, flexible up to -50°, max temperature resistance 260°, UV resistant.
Applications: repairing and insulation of wiring and connection, heat insulation, repairing in engine compartments, repairing of fuel/water/air conditioning hoses, repairing of cooler hoses, protection of stainless steel cables and tighteners, tightening of line ends, general nautical rigging.

Code	Colour	Roll
65.115.20	Black	25.4 mm x 3 m

Self-amalgamating silicon tape

As opposed to self-amalgamating PVC, it stands temperatures up to -50°C/+180°C and pressure up to 6 bar. Excellent oil and fuel resistance.

Code	Colour	Roll
65.115.10	Black	25 mm x 3m
65.115.11	white	25 mm x 3m

PSP MARINE TAPES special waterproof super self-adhesive cloth tape

Suitable for repairing: seat cloth, hull cloth, oilskins, boots; may also be used as insulating tape on electrical systems; for emergency repairs on fibreglass hulls, sailboats, dinghies, canoes; provides anti-wear protection on parts that are subjected to frictions.

Code	Colour	Roll
65.116.00GR	silver	50 mm x 5 m
65.116.00BI	white	50 mm x 5 m
65.116.00BL	blue	50 mm x 5 m
65.116.00NE	Black	50 mm x 5 m
65.116.00RO	red	50 mm x 5 m

Self adhesive waterlines

OSCULATI

Single-colour waterline stripe tape

Equipped with a special permanent adhesive, which once adhered to the hull, dries making the strip neither more nor less equivalent to a painting.
The application is very easy, using the self-aligning overlay paper.
In just a few minutes, you will perfectly perform a job that usually takes hours.

white	blue	Black	red	brick red	Height mm	Roll
65.108.15BI	65.108.15BL	65.108.15NE	65.108.15RO	65.108.15RM	15	10 m
65.108.30BI	65.108.30BL	65.108.30NE	65.108.30RO	-	30	10 m
65.108.00BI	65.108.00BL	65.108.00NE	65.108.00RO	-	50	10 m

2-stripe waterline

Equipped with a special permanent adhesive, which once adhered to the hull, dries making the strip neither more nor less equivalent to a painting.
The application is very easy, using the self-aligning overlay paper.
In just a few minutes, you will perfectly perform a job that usually takes hours.

white	blue	Black	red	Height mm	Roll
65.109.01BI	65.109.01BL	65.109.01NE	65.109.01RO	34	10 m
-	65.109.00BL	65.109.00NE	-	72	10 m

Waterline stripe tape, 1 large and 2 narrow stripes

Equipped with a special permanent adhesive, which once adhered to the hull, dries making the strip neither more nor less equivalent to a painting.
The application is very easy, using the self-aligning overlay paper.
In just a few minutes, you will perfectly perform a job that usually takes hours.

white	blue	Black	yellow	red	Height	Roll
65.111.00BI	65.111.00BL	65.111.00NE	-	65.111.00RO	19 mm 3 stripes	10 m
65.110.00BI	65.110.00BL	65.110.00NE	65.110.00GI	65.110.00RO	50 mm 3 stripes	10 m

3-colour waterline stripe tape (shading off from dark to clear)

Equipped with a special permanent adhesive, which once adhered to the hull, dries making the strip neither more nor less equivalent to a painting.
The application is very easy, using the self-aligning overlay paper.
In just a few minutes, you will perfectly perform a job that usually takes hours.



		Height mm	Roll
65.113.01BL	65.113.01GI	33	10 m
65.113.00BL	-	50	10 m
65.113.02BL	-	80	10 m

How to choose the right antifouling

OSCULATI

Osculati antifouling paints do not contain copper and therefore are fit **for any kind of hull** (fiberglass, aluminium, wood, etc.).

Both **self-polishing** and **hard-matrix** antifouling paints are available on the market:

- Self-polishing antifouling paints are gradually subject to wear over time and therefore help maintain the hull clean. They are meant to last all season if applied on sailboats and not too fast boats (up to 25 knots).
- Hard-matrix antifouling paints will not wear out through use and therefore their function is essentially chemical. Suitable for fast boats (over 25 knots) and long cruises.

HARD-MATRIX

- good abrasion resistance
- for boats whose speed is > 25 knots

SELF-POLISHING

- smooth surface and good film solubility
- for sailing or motor boats whose speed is < 25 knots

Boat type		Hard matrix		Self-polishing matrix	
		HM-Classic 153 65.611.xx	HM-Premium 365 65.612.xx	SP-Classic 153 65.601.xx	SP-Premium 365 65.602.xx
Always in water			X		X
Seasonal use		X		X	
Up to 25 knots	Fiberglass			X	X
	Wood			X	X
	Steel			X	X
	Aluminium			X	X
Over 25 knots	Fiberglass	X	X		
	Wood	X	X		
	Steel	X	X		
	Aluminium	X	X		
Fresh water		X	X	X	X
Salt water		X	X	X	X

N.B. Prior to the antifouling paint always apply 2 coats of Primer Sealer 65.620.10/20 or 1 coats of two-component epoxy Primer 65.621.10/20

Application: approximate liters of 2 coats of antifouling paint

Meters lenght		6	7	8	9	10	11	12	13	14	15
Liters	Sail boat	3	3	4,5	5,25	6	6,75	8,25	9	10,5	12
	Motor boat	3	4,5	6	7,5	9	10,5	12,75	14,25	16,5	18

See pages 1133 - 1135

OSCULATI antifouling paints

For professional use

SP Classic 153 antifouling paint

Self-polishing antifouling paint based on copper salt free organic biocide. Compatible with any hull (fibreglass, aluminium, wood, etc.). Yield: 9 m²/l. Recommended for moderately aggressive weather conditions.
Minimum temperature of application 10° C. Covering temperature: 6h at 20° C. Curing time before launching: 12h at 20° C.
EU Regulation 2020/1182.

white	blue	Black	Package l	PACKAGE
65.601.11*	65.601.12	65.601.13	0.75	6
65.601.21*	65.601.22	65.601.23	2.5	2
-	65.601.32	65.601.33	5	1

* *Restricted use for professional users.*

HM Classic 153 antifouling paint

Hard matrix antifouling paint based on copper salt free organic biocide. Compatible with any hull (fibreglass, aluminium, wood, etc.). Yield: 9 m²/l, colour 7 m²/l. Recommended for aggressive areas in the average. Minimum temperature of application 10° C. Covering temperature: 6h at 20° C. Curing time before launching: 12h at 20° C.
Minimum temperature of application 10° C. Covering temperature: 6h at 20° C. Curing time before launching: 12h at 20° C.
EU Regulation 2020/1182.

white	blue	Black	Package l	PACKAGE
65.611.11	65.611.12	65.611.13	0.75	6
65.611.21	65.611.22	65.611.23	2.5	2
-	65.611.32	65.611.33	5	1

SP Premium 365 antifouling paint

Self-polishing antifouling paint based on copper oxide free organic biocide. Compatible with any hull (fibreglass, aluminium, wood, etc.). Yield: 8 m²/l, colour 7 m²/l. Recommended for aggressive weather conditions all year round.
Minimum temperature of application 10° C. Covering temperature: 6h at 20° C. Curing time before launching: 12h at 20° C.
Restricted to professional users. EU Regulation 2020/1182.

white	blue	Black	Package l	PACKAGE
65.602.11	65.602.12	65.602.13	0.75	6
65.602.21	65.602.22	65.602.23	2.5	2

HM Premium 365 antifouling paint

Hard matrix antifouling paint based on copper oxide free organic biocide. Compatible with any hull (fibreglass, aluminium, wood, etc.). Yield: 8 m²/l. Recommended for aggressive weather conditions all year round.
Minimum temperature of application 10° C. Covering temperature: 6h at 20° C. Curing time before launching: 12h at 20° C.
Restricted to professional users. EU Regulation 2020/1182.

white	blue	Black	Package l	PACKAGE
65.612.11	65.612.12	65.612.13	0.75	6
65.612.21	65.612.22	65.612.23	2.5	2

Sealer primer and sealant

Mono-component chlorine-caoutchouc primer. Compatible with any antifouling paint on new vessels or suitable as sealant on aged antifouling paints. Yield: 6.3 m²/l. Covering time: 8h at 20° C. Colour: metalized grey.
Yield 6.3 m²/l. Recovery time 8 h at 20° C. Metallic grey colour.
Restricted to professional users. EU Regulation 2020/1182.

metallic grey	Package l	€ PACKAGE
65.620.10	0.75	6
65.620.20	2.5	2

Two-component epoxy primer

Two-component epoxy primer for no matter what vessel application. For use on any kind of surface, both bottom and upper works, resulting in an anti-corrosion and insulating film. Spread a thin layer to let antifouling paints cling to the surface (curing time 4 to 12 hours @ 20°C). Spread 2 to 4 thick bottom layers for two-component cycles (curing time 12 to 74 hours @ 20°C). 12 m²/l yield. Restricted to professional users. EU Regulation 2020/1182.

Code	Package l	€ PACKAGE
65.621.10	0.75	6
65.621.20	2.5	2

MC Thinner

Thinner for one-component and antifouling paints. For spray, brush and roller application. Restricted to professional users. EU Regulation 2020/1182.

Code	Package l	€ PACKAGE
65.625.10	0.5	12
65.625.20	2.5	6

Painting materials

Paint brush with Ecolegno handle for varnish and paint

Blonde bristle paint brush with Ecolegno handle made from wood waste. It has a longer life than natural wood and resist humidity and solvents. For its metal ring and epoxy glue, it is a product suitable for water- or solvent-based varnish or paint. 100% Made in Italy.

Code	⟷ mm	Bristle length mm	€ PACKAGE
65.650.30	30 x 15	57	12
65.650.40	40 x 15	57	12
65.650.50	50 x 15	64	12
65.650.60	60 x 15	64	12

Paint brush with plastic handle for fiberglass

Blonde bristle paint brush with plastic handle and metal ring. Resistant to solvents. Ideal for fiberglass applications. 100% Made in Italy.

Code	⟷ mm	Bristle length mm	€ PACKAGE
65.651.30	30 x 15	44	12
65.651.40	40 x 15	50	12
65.651.50	50 x 15	50	12
65.651.60	60 x 15	50	12

Paint brush with long handle

Blonde bristle paint brush with 30-cm long plastic handle and metal ring. The epoxy glue makes it resistant to solvents. 100% Made in Italy.

Code	⟷ mm	Bristle length mm	€ PACKAGE
65.652.30	30 x 15	51	12
65.652.40	40 x 10	57	12
65.652.50	50 x 10	57	12

65.653.00/01

65.653.02/03


65.653.06

65.653.12

Paint rollers

High-quality professional paint rollers, 100% Made in Italy.

Code	Description	Suitable for	⟷ mm	Material	ORDER BY BOX	€ PACKAGE
65.653.00	Long-bristle roller	Antifouling - Fiberglass	50	10-mm polyamide	20	200
65.653.01	Long-bristle roller	Antifouling - Fiberglass	100	10-mm polyamide	10	100
65.653.02	Short-bristle roller	Gelcoat, thin paints (polyester), varnish, thin applications	50	4-mm velour wool	20	200
65.653.03	Short-bristle roller	Gelcoat, thin paints (polyester), varnish, thin applications	100	4-mm velour wool	10	100
65.653.06	Long-bristle creased roller	Antifouling - Fiberglass	200	13-mm polyamide	-	60
65.653.12	Medium-grain sponge roller	MARLIN GRIP anti-skid coating	100	Polyure-thane	-	100


65.653.07

65.653.04/05

Handles for rollers

High-quality professional paint rollers, 100% Made in Italy.

Code	Description	⟷ mm	Suitable for
65.653.04	Handle for small roller	50	65.653.00; 65.653.02
65.653.05	Handle for small roller	100	65.653.01; 65.653.03
65.653.07	Handle for roller	200	65.653.06



Bubble blaster

Code **65.653.08**
Aluminium bubble blaster. Ideal to remove air bubble during fiberglass lamination.

Tray

Plastic tray for paints.

Code	⟷ mm
65.653.09	180 x 220

Paper tape

Professional paper tape. Solvent-based natural rubber adhesive, resistant up to 60° C.

Code	€ PACKAGE	⟷
65.654.19	96	1.9 cm x 50 m
65.654.25	72	2.5 cm x 50 m
65.654.50	36	5 cm x 50 m

Paper tape for high temperatures

Japanese rice paper tape. Delicate UV-resistant acrylic adhesive suitable for outdoor applications and resistant up to 150° C. 60-day life under sun exposure. For perfect and finished lines on all surfaces.

Code	€ PACKAGE	⟷
65.655.25	36	2.5 cm x 50 m
65.655.50	24	5 cm x 50 m

Masking film

Nylon twin film with paper tape. Ideal for masking and protecting during coating.

Code	€ PACKAGE	⟷
65.656.01	60	55 cm x 20 m
65.656.02	20	140 cm x 33 m

Paint mask

Code	Description	ORDER BY BOX
65.657.06	Active-carbon mask E149+A1 FFP2 NR D	12

VENEZIANI Anti-fouling paints

SPEEDY CARBONIUM - carbon-based antifouling

Carbon-based antifouling for maximum performance. Special for both motor and sail racing vessels where smooth bottoms are required. Two-component product.

Black	light grey	Yield m²/l	Package l
-	65.000.00	10.6	0.75
65.000.13	65.000.10	10	2.5

VENEZIANI Raffaello Antifouling

Copper and carbon-based self-polishing hydrophilic antifouling for excellent smoothness.
For sailing and motor boats up to 35 m.
Restricted to professional users. EU Regulation 2020/1182.

Black	blue	bianca racing	red	Yield m²/l	Package l
65.001.13	65.001.11	65.001.02*	65.001.10	10/12	0.75
65.001.23	65.001.21	65.001.32*	65.001.20	10/12	2.5

* *Also suitable for aluminium and steel.*

VENEZIANI Eurosprint Antifouling

Long-lasting antifouling with a high copper content. Suitable for high speed vessels (over 35 knots) or sailing yachts (but not aluminium hulls)

Black	blue	white	red	Yield m²/l	Package l
65.002.12	65.002.11	65.002.02*	65.002.10	9/11	0.75
65.002.22	65.002.21	65.002.32*	65.002.20	9/11	2.5

* *Also suitable for aluminium hulls.*

VENEZIANI Cupron 3.0 antifouling paint

Antifouling ablative paint for seasonal protection. It keeps the surface as new and the protection film wears out less than a self-polishing antifouling paint.

Black	blue	white	Yield m²/l	Package l
65.006.04	65.006.03	65.006.02	9	0.75
65.006.14	65.006.13	65.006.12	9	2.5

VENEZIANI Gummipaint elastic antifouling paint

Elastic antofouling paint for inflatables suitable for neoprene / Hypalon / PVC.

Black	grey	white	Yield m²/l	Package l
65.009.12NE	65.009.12GR	65.009.12BI	12	0.5

VENEZIANI Propeller antifouling paint

Hard matrix copper-free antifouling for propellers, shafts, stern drives, flaps, etc.
Restricted to professional users. EU Regulation 2020/1182.

Black	grey	white	Yield m²/l	Package l
65.021.00NE	65.021.00GR	65.021.00BI	15	0.25

VENEZIANI PRIMERS

VENEZIANI Propeller Primer

Specific for synthetic resin-based propellers, shafts and stern drives, etc..

Code	Colour	Yield m²/l	Package l
65.021.01	grey	14/19	0.25

VENEZIANI Adherglass primer

One-component background primer for fiberglass. **No** need to sandpaper but only to degrase very well.

Code	Colour	Yield m²/l	Package l
65.006.00	rose	13	0.75

VENEZIANI Adherpox primer

Long-lasting two-component epoxy primer for whatever surface, aluminium included. It can be used either as primer or as background for paint layers.

Code	Colour	Yield m²/l	Package l
65.007.00	white	3/6	2.5
65.007.01	white	3/6	0.7

VENEZIANI FILLERS

VENEZIANI Epomast filler

Two-component epoxy filler, high mechanical resistance. Excellent resistance on whatever surface, even epoxy ones.

Code	Colour	Package l
65.018.00	light grey	0.5

VENEZIANI Epomast Evo filler

Extra-light epoxy filler, very well-blended and easy to sandpaper, also suitable for osmosis treatment. Normally used for major imperfections and thickness. Suitable for all surfaces.

Code	Colour	Package l
65.018.01	blue	1.5

Filler VENEZIANI Epomast Rapido

Fast drying smoothing epoxy filler for easy repairs, 10-mm thick for every layer. It can be used on any surface treated with primer, or directly on epomat-pro or on epoxy backgrounds.

Code	Colour	Package l
65.018.02	light grey	0.5

VENEZIANI two-component epoxy filler for underwater uses

For temporary repairs of underwater cracks of the hull even during navigation. Perfect adhesion to fiberglass, Gel Coat, existing epoxy coating, tar, steel and concrete.

Code	Colour	Package
65.018.03	blue	2x1 kg

VENEZIANI primers

VENEZIANI Epoway primer

Two-pack epoxy primer with barrier effect. Suitable as an insulator and anti-corrosion agent on any surface.

Code	Colour	Package l
65.015.00	white	0.6

VENEZIANI Ticoprene AL primer

One-component chlorine gum aluminate primer. Ideal as waterproof and anti-corrosion protection for hulls, iron and sailing hulls, or as sealing coat on old antifoulings.

Code	Colour	Package l
65.024.00	aluminized	0.75

VENEZIANI Aquastop coating

Anti-osmosis waterproofing protective specific for fiberglass.
Can also be used as an insulating base for metal parts (Bultbi, rudders, etc.).

Code	Colour	Yield m²/l	Package l
65.023.00	light blue transparent	5	0.75

VENEZIANI PAINTS

VENEZIANI Gel Gloss - Pro varnish

Two-component polyurethane varnish UV-resistant.
Directly applicable on GELCOAT or epoxy/polyurethane primers.
Not suitable for continuous immersion.

autumn grey	atlantic blue	white	red	Yield m²/l	Package l
65.008.00GA	65.008.00BA	65.008.00BI	65.008.00RO	13-15	0.75

VENEZIANI Unigloss varnish

Alkyd-polyurethane single-component topcoat.
Suitable for indoor and outdoor use.
Not suitable for continuous submersion.

deep blue	sky blue	white	Yield m²/l	Package l
65.005.01BF	65.005.01BS	65.005.01BI	10	0.5

VENEZIANI Sentiflex paint

Monocomponent paint for bilges.

Code	Colour	Yield m²/l	Package l
65.019.01	grey	6/7	0.75

VENEZIANI Ceramite Yachting paint

High-thickness, odourless epoxy coating for the internal/external treatment of any surface to be insulated.
Ideal for lockers, fridge cells, bilges, etc...

Code	Colour	Yield m²/l	Package l
65.014.00	white	6.7	0.75

VENEZIANI Gummipaint

Elastic mono-component paint for inflatables. Suitable for neoprene, Hypalon, PVC.

Black	grey	white	yellow	Yield m²/l	Package l
65.009.02NE	65.009.02GR	65.009.02BI	65.009.02GI	6.6	0.5

Thinner and other products made by Veneziani

Code	Model	Suitable for	Package l
65.010.00	6470	Antifouling / synthetic	0.5
65.011.00	6780	Polyurethanic	0.5
65.011.01	6700	Specific for Gel-Gloss-Pro	0.5
65.012.00	6380	Gummipaint	0.5
65.013.00	6610	Epoxy	0.5

VENEZIANI Aquastrip gel

Paint-stripper gel for water-based antifoulings. Odourless.

Code	Colour	Yield m²/l	Package l
65.026.01	green	1-1.5	2.5

VENEZIANI Wood Line Paint

Paint, impregnation and protective agent for wooden surfaces.

Code	Description	Finish	Yield m²/l	Package
65.004.01	Single-component paint	Brilliant	18 m²/l	0.75 lt
65.004.02	Single-component paint	Matte	15 m²/l	0.75 lt
65.016.02	Two-component paint	Brilliant	9 m²/l	0.75 lt
65.030.01	Single-component protective impregnation	transparent	30 m²/l	0.75 lt
65.030.02	Bicomponent protective impregnation	transparent	13.3 m²/l	1 l
65.027.12	Resin 3+	transparent	10 m²/l	0.75 lt

◢ 65.004.01/02

◢ 65.016.02

◢ 65.030.01/02

◢ 65.027.12

Marlin products

New MARLIN Velox Super antifouling paint

Specific product for submersed metal parts such as propellers, stern drives, shaft lines, etc.
It does not degrade with galvanic currents, which are the major cause of paint peeling.
Velox Super is the evolution of the well-known Velox Plus and is approved in compliance with BPR directive, also for DIY use (in Italy).
The addition of new additives and TEFLON have improved the adhesion properties for better smoothness and easier cleaning.

Code	Colour	Package l
65.886.10BI	white	0.5
65.886.10GR	grey	0.5
65.886.10NE	Black	0.5

Metal Primer Marlin

Light green primer with high adhesion to metals, is recommended to be applied before Velox.

Code	Package l
65.884.01	0.5

Marlin Flexy paint

Single-component varnish for painting inflatable boats. Suitable for all construction materials, including hypalon, neoprene, and pvc.
Ideal for restoring old inflatable boats and making them look like new.

Black	grey	white	yellow	orange	red	Package l
65.120.04	65.120.01	65.120.06	65.120.02	65.120.03	65.120.07	0.5

New MARLIN Flexy antifouling paint

Flexible antifouling paint suitable for the protection of inflatable boat tubes (neoprene, hypalon, pvc, vinyl leather, etc.).
It can also be applied on fiberglass hard keels.
No primer needed on either fabric or fiberglass.
Excellent adhesion, effectiveness and flexibility.

Code	Colour	Package l
65.889.01	white	0.5
65.889.02	grey	0.5
65.889.03	Black	0.5

MARLIN Thinner for Flexy, Velox, and Metal Primer

Code	Package l
65.121.00	0.5

MARLIN Universal thinner for various antifouling paints

Code	Package l
65.122.00	0.5

New MARLIN Universal Primer

This primer is ideal to isolate old antifouling in bad or unknown conditions before applying a new antifouling paint.
High water resistance and corrosion protection, ideal to isolate iron or wood in mono-component cycles.

Code	Colour	Package l
65.882.01	grey	0.75
65.882.02	grey	2.5

MARLIN Eco antifouling paint for transducers, depth finders and logs

Ideal product for the application it is destined to. Free from any substance interfering with the transducer signal.

Code	Colour	ORDER BY BOX
65.888.01	Black	70 ml

New MARLIN Epogel protective paint

Epoxy solventless coating resistant to chemicals for interior use.
Ideal to paint bilges as it stops osmosis caused by water absorption from inside the hull.
Certified for food and drinkable water contact, it can be used in refrigerators and drinkable water tanks.

Code	Colour	Package l
65.875.01	white	0.75
65.875.02	grey	0.75
65.875.11	white	2.5
65.875.12	grey	2.5

MARLIN Grip

Anti-slip, monocomponent, water-based antifouling coating. Atoxic, elastic, UV-resistant, ideal for deck applications. It creates a soft and smooth surface yet walking- and weather-resistant.
Creates a soft and velvety surface underfoot, while ensuring excellent resistance to foot traffic and weather conditions.
Apply with normal medium to coarse grain sponge rollers or with a peeled effect.
The roughness grain can be customized based on the **quantity** applied, the **pressure** exerted, and the **number** of passages. Yield 2/3 m²/liter (varies according to the quantity applied).
The product should be diluted. Use water for cleaning.

Code	Package l	Colour	Dedicated rollers (medium grain sponge)
65.119.01	1	white	65.653.12
65.119.02	1	Ivory	65.653.12
65.119.03	1	light grey	65.653.12

Silicon-based antifouling paints

Silicone paint for propellers and metal parts PROPGLIDE®

MADE IN USA

PropGlide® is a foul-release coating system that, when applied to propellers and stern drives, increases fuel efficiency and performance of any vessel.
This high-gloss coating keeps the propellers clean from marine growth for extended periods, reducing the resistance caused by fouling on the propeller and stern drives.
This way, higher RPM and boat speeds are achieved, providing greater efficiency to the engine.
It is not an antifouling for propellers, but a coating without the release of harmful substances.
Easy to apply for both DIY and professionals.

PropGlide

◢ 65.894.01

Code	De-scrip-tion	Content			Typical application	No of propel-lers	N. blades	Ø Propel-lers or HP
		Primer	Hardener for primer	Trans-parent paint				
65.894.01	Kit of 175 ml	60	15	100	Sailing boats or small / medium displacement	1	-	up to 75 HP
65.894.02	250 ml Kit	120	30	100	Sailing boats or small / medium displacement	1	-	over 75 HP 33-60 cm
					Single stern group	1	3-4	33-60 cm
65.894.03	625 ml kit	300	75	250	Large displacers	1	4-5	60-90 cm
					Double stern groups	2	3-4	33-60 cm
65.894.04	Kit of 1250 ml	2 x 300	2 x 75	2 x 250	Large displacers	1	5-7	90-120 cm
					Double stern drives/ duo prop	2	4-6	60-120 cm
					Propellers + axles and rudders	2	3-4	33-60 cm

◢ 65.894.04

Silicone Non-Stick Coating PROPSPEED®

Silicone-based treatment for propellers and propeller shafts. Ensures: reduced consumption, longer life of classic biocide antifoulings, enhanced adhesion and protection of all metals against galvanic currents.
All kits contain:
- Propclean Wipe (pre-soaked cleaning wipe);
- Propprep Wipe (pre-soaked prep wipe);
- Detailed application instructions.

Code	Description	Cover for	Content
65.892.01	200-ml kit	0.7 m^2 1 propeller 4 blades up to Ø 60 cm. All saildrive propellers	96 ml base primer; 24 ml hardener for primer; 80 ml clear coat
65.892.02	500-ml kit	1 m^2 2 propellers 4 blades up to 60-cm Ø + propeller axles	240 ml base primer; 60 ml hardener for primer; 200 ml clear coat

Silicone non-stick paint for underwater lights LIGHTSPEED®

Code 65.281.00
Silicone-based treatment for underwater lights. Creates a transparent film to which vegetation does not adhere or can be easily removed. This allows excellent light diffusion.
The kit includes:
- application brush;
- Lightclean wipe pretreated with specific solution;
- 15 ml tube of Lightspeed.

STRIPSPEED paint stripper

Paint stripper for PROSPEED. No grinding or sand-papering when removing old PROSPEED.
It removes foul-release coatings from metal surfaces in 30 minutes or less.
Easy to apply, non-flammable, non-caustic, it doesn't damage metal surfaces.

Code	Description	Cover for
65.893.01	1-l package	2 m^2 surface to be treated
65.893.02	5-l package	10 m^2 surface to be treated

New MARLIN Velox Sil Antifouling paint for propellers and metal parts

Foul-release **transparent, biocide-free antifouling. For excellent adhesion, apply the specific modified epoxy primer first, grey color.**
The combination of Primer Sil and Velox Sil ensures exceptional adhesion to metal parts, optimal resistance to galvanic currents, high speeds, and cavitation, without peeling.
Easy to use and does not contain carcinogenic or particularly dangerous substances.
Suitable for DIY use.

Code	Description	Content
65.896.01	250 ml Kit	125 ml primer; 125 ml paint
65.896.02	500-ml kit	250 ml primer; 250 ml paint
65.896.03	1000 ml Kit	500 ml primer; 500 ml paint

New MARLIN Light Sil antifouling paint for underwater lights

transparent foul-release biocide-free antifouling paint. Strong adhesion on glass and metal. Total transparency not to affect the light output.
Any growth of vegetation will be removed with the movement of the boat or with a light cleaning using a sponge.
All kits include a small brush for application.

Code	Description
65.897.01	70 ml Kit
65.897.02	250 ml Kit

New MARLIN Eco Sil antifouling paint for echo sounder transducers

Biocide-free transparent foul-release antifouling paint. It provides strong adhesion on plastic, does not interfere with the echosounder signal.
The solvents in the paint do not attack either the plastic or the seals.
Any vegetation growth will be removed by the motion of the boat or through light cleaning using a sponge.
A small brush for application is included.

Code	Description
65.898.01	70 ml Kit

Electronic antifouling system

4bready R antifouling ultrasound electronic device

The fully patented 4bready R device has been developed using the principle of ultrasonic wave to inhibit the growth of marine organisms such as cirripeds, mussels and barnacles.

The device utilizes a microprocessor control unit in combination with non through-hull ultrasonic transducers secured to the inside of the hull. The number of transducers required varies according to the size of your boat, with each covering about 6 meters diameter.

The number of transducers varies with the size of the vessel, with an operating coverage for each transducer of about 6 m in diameter.
The instrument is supplied complete with two transducers and is therefore suitable for vessels up to 12 m.

The main advantages derived from the use of this device are:
-Fuel saving deriving from the hull cleaning
- Fuel savings resulting from the cleaning of the hull;
- Complete elimination of the use of harmful substances for the marine environment.

65.895.00

Code	Max consumption	Cable standard length	Transducer voltage	Transducer power	Frequency in sequence
65.895.00	900 ma 12 V	8 m	250 V to 850 V peak to peak	40/60 W	18 khz – 42.80 khz

65.895.02

65.895.01

65.895.02 *10-m extension cable for transducers.*

65.895.01 *Additional transducer to extend coverage to boats up to 18 metres long.*

Transparent paint

RYLARD VG66 Premium clear varnish for wood substrates

Transparent oil-phenolic wood varnish, highest quality with UV filters
Combines excellent elasticity and durability over time with remarkable and persistent clarity.
VG 66 Premium provides lasting protection for boats and wood exposed to weather, sun, and temperature fluctuations.

On new or restored wood, apply 2 coats of VG 66 Premium diluted in turpentine at a ratio of 1/1.
Apply 5/6 coats or more of pure product, at least 24 hours apart.
A light sanding is recommended before applying the final coat. Do not apply on wet wood or on rainy days.



Code	Yield m²/l	Drying to the touch h	Repaintability h	Package l
65.890.00	18	8	24	1

Accessories for inflatables

OSCULATI

EPDM handle for rubber dinghies with AISI316 stainless steel insert

AISI 316

Made of **EPDM** and fitted with mirror polished **AISI316 stainless steel** insert.

Code	Type	Material	Colour	⟷ mm	
				Base	Height
66.070.20	Handle	EPDM	grey RAL 7042	280x115	65

EPDM handle for dinghies

Made of EPDM, for dinghies.

Light grey RAL 7035	Dark grey RAL 7012	Black	Type	Material	⟷ base mm
66.070.32	-	**66.070.31**	Handle	EPDM	230x100
66.070.28	**66.070.58**	-	handle/cleat	EPDM	284x116
66.070.30	-	**66.070.29**	Handle	EPDM	300x120

SCOPREGA look beyond



PVC accessories for inflatables

Code	Type	Material	Colour	⟷ mm		
				Base	Height	Thickness
66.080.01	Handle	PVC	Grey RAL 7035	90x280	65	-
66.080.02	Handle	PVC	Grey RAL 7035	90x245	47	-
66.080.05	Fixing Ø 32/35 mm	PVC	Grey RAL 7035	80x132	44	-
66.080.10	Cord holder	PVC	Grey RAL 7035	70x100	33	-
66.080.11	Fairlead	PVC	Grey RAL 7035	88x58	26	-
66.080.15*	Oar crutch base	PVC	Grey RAL 7035	90x200	50	-
66.080.20	Stern support	PVC	Grey RAL 7035	540x100	47	25
66.080.25	Bow ring	PVC	Grey RAL 7035	95x175	22	-
66.080.30	Tail cone	PVC	Grey RAL 7035	Ø 195	-	-

* **34.430.09** *Rowlock for 66.080.15*



Fast Rubber bow cleat

It can be glued on both neoprene and PVC fabric.

Code	Type	Colour	⟷ mm	Rope max Ø mm
66.320.01	With clam cleat	Light Grey RAL 7035	240x192x70 h	15/16

New Style EPDM accessories for dinghies

Code	Type	Material	Colour	⟷ mm	
				Base	bore Ø
66.070.44	Fairlead	EPDM	Light grey RAL 7035	96x96	18
66.070.43	Fairlead	EPDM	Black	96x96	18
66.070.53	Fairlead	EPDM	Dark grey RAL 7012	96x96	18
66.070.40	Rowlock holder *	EPDM	Light grey RAL 7035	200x100	12.5
66.070.45	Bimini top holder	EPDM	Black	Ø 100	11.5
66.070.56	Bimini top holder	EPDM	Dark grey RAL 7012	Ø 100	11.5
66.070.46	Bimini top holder	EPDM	Light grey RAL 7035	Ø 100	11.5
66.645.00	Basis for bimini tops or flag holder	EPDM	Black	Ø 77 x 40	10 Expandable
66.645.01	Basis for bimini tops or flag holder	EPDM	Light grey RAL 7035	Ø 77 x 40	10 Expandable

* **34.430.09** *OPTIONAL rowlock.*

Compact rowlock socket made of EPDM/PVC

For inflatables up to 3 metres.

Code	Type	Material	Colour	⟷ mm		OPTIONAL rowlock.
				Base	Height	
66.070.50	Rowlock socket	PVC	Grey RAL 7035	110x170	40	**34.430.09**

Stainless steel base for bimini tops and EPDM support for rubber dinghies

The EPDM support is designed to be stuck on the dinghy tubes.

Code	Type	Material	Support colour	⟷ support mm	SS base used
46.670.30	Base and support	EPDM + SS	Light Grey RAL 7035	188x135	**46.670.00**
46.670.40	Base and support	EPDM + SS	Light Grey RAL 7035	188x135	**46.670.10**

EPDM carrying handle

Code	Type	Material	Colour	⟷ mm	
				Base	Height
66.676.00	Straight handle	EPDM	Black	250x110	48

EPDM oar holder

Code	Colour	Material	⟷ Ø base mm
66.005.00	Black	EPDM	110

Aluminium hoisting handle

Code	Material
66.009.00	Aluminium

Stainless steel D rings with EPDM support

Code	Colour	Material	⟷ Ø mm
66.006.00	Black	EPDM + SS	100

Rubber extrusions for inflatables & RIBS

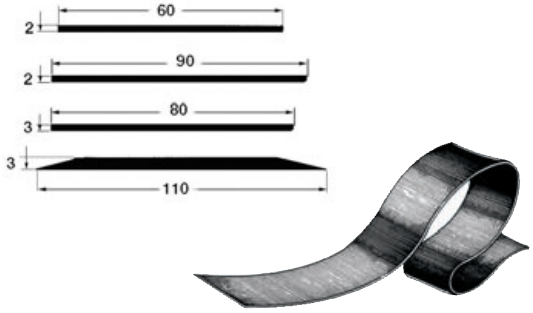

Strips for keel or sideways made of EPDM

Code	Section mm	Colour	Roll m
66.016.01	60x2	Black	24
66.016.02	60x2	Light grey RAL 7035	24
66.020.01	90x2	Black	24
66.020.00	90x2	Light grey RAL 7035	24
66.018.01	80x3	Black	24
66.018.02	80x3	Light grey RAL 7035	24
66.017.01	110x3	Black	24
66.017.02	110x3	Light grey RAL 7035	24
66.017.03	110x3	Dark grey RAL 7012	24

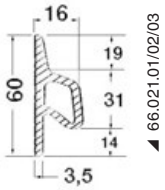

EPDM Tear drop Rubbing strake

Code	Section mm	Colour	Roll m
66.021.01	3.5x60x16	Black	24
66.021.02	3.5x60x16	Light Grey RAL 9002	24
66.021.03	3.5x60x16	Dark grey RAL 7012	24
66.022.01	3x90x23	Black	24
66.022.02	3x90x23	Light Grey RAL 9002	24
66.022.03	3x90x23	Dark grey RAL 7012	24



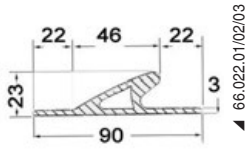

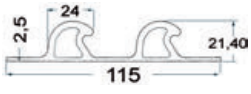

EPDM Double Tear drop Rubbing Strake

Code	Section mm	Colour	Roll m
66.023.02	115x21.4	Light grey RAL 7035	24



EPDM P Section Rubbing Strake

Code	Section mm	Colour	Roll m
66.025.01	2x34.10x13.5	Black	24
66.025.02	2x34.10x13.5	Light grey RAL 7035	24
66.025.03	2x34.10x13.5	Dark grey RAL 7012	24
66.026.02	2x2x40	Light grey RAL 7035	24

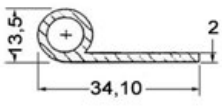

66.025.01/02/03



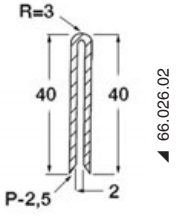

Valves and air pressure gauges for inflatable boats

Inflating/deflating valve for inflatable boats

Universal model, PUSH-PUSH mechanism. Made of acetic resin, double seal. Screw mounted without glue.

Code	Type	With cord	A mm	B mm	C mm
66.446.64	Standard	Outside	62	38	38
66.446.41	With cartridge filter	Outside	62	38	38
66.446.44	Flat	Outside	62	37	38
66.446.65*	Flat	inside	62	37	38

* *this special version is specifically designed to avoid getting hands or feet caught in the safety cord.*

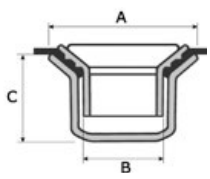

VA NX inflating valve

EASY MAINTENANCE

VA NX is smaller than other valves currently available on the market.
Its main feature is that the valve body can be replaced without removing the external part glued to the inflatable (only the internal valve is replaced).

Code	Colour	Fabric thickness	A mm	B mm	Bore Ø mm	Nominal flow rate L/m
66.446.35	grey	0.5 - 3.5	69	42	43	2000
66.446.36	Black	0.5 - 3.5	69	42	43	2000
66.446.37	chromed	0.5 - 3.5	69	42	43	2000
66.446.38	- Valve body only	-	-	-	-	-

66.446.46 *Spanner kit including: universal spanner 66.446.45 + specific spanner for VA NX valve tightening*

Boston valve

Boston valve for low-pressure dinghies, kayaks, canopies and inflatables.

Code	Material	Ø mm	Thread Ø	Height mm
66.446.20	Nylon	44	M24*1.5	19.5

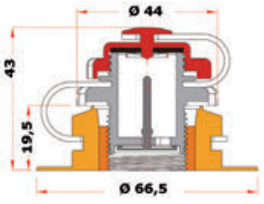

Pressure relief valve

Designed to prevent overinflating in inflatables. The valve can be left open at all times, or it can be closed and then opened for recurring checks.
Hole in the fabric: 37-mm diameter.

Code	Calibration	
	Opening	Closing
66.446.68	250 mbar	230 mbar
66.446.69	300 mbar	270 mbar
66.446.70	350 mbar	310 mbar

Adapter for inflators and valves

Code **66.446.54**
Bayonet adapter for inflator hose (Ø 20 mm) and inflating valves item 66.446.64; 66.446.65 and equivalent (Halkey Roberts, Ceredi etc).

Manometer for inflator

It can be placed between the inflator and the valve for a progressive reading or directly in the valve for an immediate reading.

Code	For rubber dinghies	Full scale
66.446.62	Standard	0.5 bar (8 PSI)
66.446.63	With high-pressure bottom	1.0 bar (15 PSI)

Pressure Gauge for valves

It plugs directly into the inflatable valve by means of a universal adapter.

Code	Full scale
66.446.72	0.5 bar (8 PSI)
66.446.73	1.0 bar (15 PSI)

Digital manometer

It can be located between the inflator and the valve or directly into the valve for instant reading. IP65 watertight case. Settable in mbar, psi, kpa, bar.

Code	Full scale	Resolution	Power supply
66.446.75	0-999 mbar	10 mbar	9V battery

Universal valve key

Code	For valves
66.446.45	66.446.64/65/41

Manual Inflator Pumps

Tiger Inflator

Continuous flow piston operation, 4-litre flow for each cycle. Much faster than traditional foot pumps; it includes pipe and connectors of various diameters. It inflates and deflates.

Code	Version	Max pressure	Tank	Pressure gauge	⟷ mm
66.446.58	Continuous flow	1000 mbar (14.5 psi)	4 l	no	457x100
66.446.57	Continuous flow	1000 mbar (14.5 psi)	4 l	Yes	457x100

BRAVO 6 inflator

Continuous flow piston operation, 6-litre capacity for each cycle, double inflation speed compared to traditional inflator pumps. It can also be used as **bilge pump or air compressor** by scuba divers.
The **Bravo 6** model can be switched from continuous to simple flow, allowing inflation at maximum pressure with limited effort.

Code	Version	Max pressure	Tank	Pressure gauge	⟷ mm
66.446.66	Continuous flow / simple flow	600 mbar (8.7 psi)	6 l	no	210x120x470

Scoprega SUPER F manual high-pressure pump for SUP

The aluminium inflation tube is positioned outside the body ensuring greater efficiency and less effort.
The position of the pressure gauge on the cover (not on the handle) facilitates air pressure reading.
The foldable base and detachable handles allow for space-saving packaging.

Code	Version	Max pressure	Tank	Pressure gauge	⟷ mm
66.446.71	Double flow inflate/ deflate	2 BAR (29 psi)	2x 2100 cc	Yes	140 x 150 x 630

SCOPREGA manual inflator GM5

The GM5 is a reliable and efficient pump made from recycled and recyclable plastic materials with an inner aluminium tube CIRCAL®
Manual switching between dual/single flow to minimize effort.
The feet at the base are foldable and the handle can be assembled, ensuring space saving in storage.

Code	Version	Max pressure	Tank	Pressure gauge	⟷ mm
66.446.49	Double flow inflate/ deflate	1 BAR (14.5 psi)	2x 2400 cc	Yes	170 x 150 x 520

GP 5 inflator

Supplied with compatible adapter to suit most valve types.

Code	Type	Max pressure	Tank	Pressure gauge	⟷ mm
66.446.77	GP 5	400 mbar	5 l	no	210x290x80

Two chamber professional Foot Pump BRAVO 10

Worldwide patent No. 21847. The double chamber enables reaching the recommended pressure of large fabric or rubber dinghies effortlessly.
Fitted with visual pressure indicator, crushproof hose and three inflating connections. Equipped with deflation device.

Code	Twin chamber	Max pressure	Tank		Pressure gauge	⟷ mm
			chamber 1	chamber 2		
66.446.50	Yes	800 mbar	5.5 l	1.6 l	Yes	350x250x80

Electric inflator pumps

Electric inflator for dinghies and SUPs

2-stage pump for inflation and deflation.
Compact and easy to carry by means of a comfortable handle.
Digital controller and LCD display for pressure setting.
Lighter plug + battery clamps.

Code	Functions	V	W	Flow l/min	Max pressure	Current draw A	⟷ mm
66.451.01	Inflation + deflation	12	110	350 with low pressure 70 with high pressure	1380 mbar (20 PSI)	9-12	155x250x175

OSCULATI

GE BP-1 12V inflator

Automatic stop when the adjustable preset pressure is reached.
With a flow of **160 l/min**, it inflates at a max pressure of **1200 mbar (18 psi)**.
The hose/inflator screw-type connector is stable and safe.
It comes in a shoulder carrying bag with all accessories: 1.7-m hose, 3-m power cable, lighter plug and 12V battery clamps.
The standard version with bayonet fitting is ideal for **SUP** boards.

SCOPREGA look beyond

◢ 66.449.12

◢ 66.449.11

Code	Functions	V	W	Flow l/min	Max pressure	Current draw A	⟷ mm	OPTIONAL fittings
66.449.11	Inflation	12	240	160	1200 mbar (18 PSI)	13	205x105x130	**66.449.12**

66.449.12 *The spares kit includes an additional hose and several fittings to inflate kits, dinghies, liferafts, air mattresses and pool inflatables.*

GE BTP-2 inflator

An evolution of the previous model, this inflator reaches a 1.2-bar (18 psi) pressure and is ideal for SUP boards.
Automatic stop when the preset pressure, adjustable by means of a pressure gauge, is reached.
Fitted with hose and bayonet connector, universal fitting kit, 2.5-m power cable and battery terminal pliers.
Il comes in a convenient and sturdy shoulder bag.
Average inflating time: 9'30'' (265-litre SUP @ 1250 mbar).

SCOPREGA look beyond

Code	Functions	V	W	Load capacity l/mm	Maximum pressure	Current draw A	Dimensions mm	Weight
66.449.13	Inflation+deflation	12	240	120 - 420	1,2 bar (18 PSI)	18	295x105x160	2.5

GE 10-8 and GE 10-B electric inflator

High-pressure, low consumption inflators ideal for inflatable bottom dinghies, kites and kayaks needing elevated pressure.
Designed to further optimize the performance, the efficiency and the reliability of BST inflators.
- new electronic board, which allows for greater precision in the management of the inflator;
- new pressure sensors, capable of an accuracy of 3-8mbar;
- introduction of LED status and diagnostics for both the inflator and the power supply;
- Position of the pressure switch modified to facilitate its use;
- for the GE 10-B version a new 12V 9Ah battery with its universal charger now INCLUDED.

SCOPREGA look beyond

◢ 66.447.12

◢ 66.447.22

Code	Model	Functions	V	W	Flow l/min	Max pressure	Current draw A	⟷ mm	Rechargeable battery
66.447.12	GE 10-8	Inflation+deflation	12	156	450	800 mbar (11.6 PSI)	13	180 x 200 x 240	no
66.447.13	GE 10-B	Inflation+deflation	12	156	450	800 mbar (11.6 PSI)	13	180 x 200 x 240	Yes

66.447.22 *Charger 220V / 120V for inflator GE 10-B code 66.447.13; also suitable for old model BST800BAT code 66.447.11*

"Turbo Max" Electric inflator pump for dinghies

It inflates and deflates and automatically stops at set pressure. Built-in LED troubleshooting.

Code	Functions	V	W	Flow l/min	Max pressure	Current draw A	⟷ mm	Tube
66.447.00	Inflation+deflation	12	540/720	1000	250 mbar (3.6 PSI)	45/60	310x180x190	66.447.02 Optional
66.448.00	Inflation+deflation	24	700/800	1000	250 mbar (3.6 PSI)	23/26	310x180x190	- Included

66.447.02 *25-mm Ø tube. 25-m roll. OPTIONAL.*

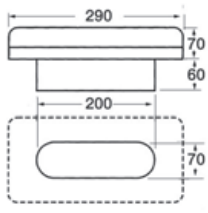

66.447.01; 66.448.01

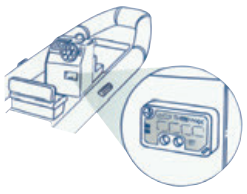

BRAVO Turbo Max Kit electric inflator for dinghies

Fixed version, for recess mounting.
Ideal for installation on the console of the dinghy or near the tender garage.
Inflator/deflator. Automatic stop at the set pressure.

Code	Functions	V	W	Flow l/min	Current draw A	⟷ mm	OPTIONAL watertight case	OPTIONAL hose
66.447.01	Inflation+deflation	12	540/720	1000	45/60	330x210x230	**66.447.03**	**66.447.02**
66.448.01	Inflation+deflation	24	525/930	1000	25/30	330x210x230	**66.447.03**	**66.447.02**

66.447.02 *25-mm Ø tube. 25-m roll. OPTIONAL.*

66.447.03 *Watertight case with clear lid for mounting flush with the steering console. Dimensions: 345x220x18 mm. Depth: 130 mm. OPTIONAL.*

5-m hose included to connect pump to control panel

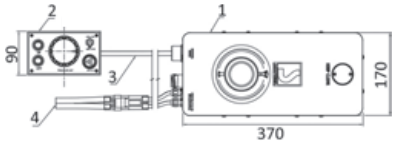

High-pressure electric inflater with GE 22 RC remote-controlled compressor

It consists of a pumping unit to be located in a protected housing and a control panel that can be positioned in a different place depending on your boat (tender garage, stern gangplank, boat deck).
The 5-m long hose and cables connecting the pump to the panel are included.
The function (inflation/deflation) and the pressure needed can be selected on the control panel, where the inflating mouth is located.
Connect one end of the inflation hose to the control panel and the other end to the dinghy and press ON to start the pump.
The remote-controlled pump drastically reduces noise during operation.
High-performance pump for fast and high-pressure inflation.
For dinghies, ribs, SUPs, etc.

Code	Functions	V	Current draw A	Flow / pressure		⟷ Pump mm	⟷ panel mm	4-m hose w/connections OPTIONAL
				Motor 1	Motor 2			
66.447.05	Inflation + deflation	12	30	250 l/min up to 0.2 bar	120 l/min up to 1.4 bar (20 PSI)	370 x 170 x 152	151 x 90 x 51	**66.447.07**
66.447.06 New	Inflation + deflation	24	15	250 l/min up to 0.2 bar	120 l/min up to 1.4 bar (20 PSI)	370 x 170 x 152	151 x 90 x 51	**66.447.07**

New

Electric Inflator SCOPREGA Maxxive Infinite wall mounting

MAXXIVE INFINITE inflator stands out for high performances (1.2 bar and 500 l/min of initial volume) and ability to inflate and deflate a wide range of objects, including kites, SUPs, small inflatable boats, air mattresses, etc...
Integrated touchscreen for intuitive control and very low noise level. User-friendly, fast and quiet.

Code	Functions	V	Current draw A	Flow / pressure		⟷ mm	Weight
				Motor 1	Motor 2		
66.450.12	Inflation + deflation	12	23	500 l/min up to 0.150 bar	150 l/min up to 1.2 bar (17 PSI)	240 x 165 p.175	2.15
66.450.24	Inflation + deflation	24	12	500 l/min up to 0.150 bar	150 l/min up to 1.2 bar (17 PSI)	240 x 165 p.215	2.65

SCOPREGA GE 900 and GE 900AA- PLUS electric inflators

High-flow electric inflators to inflate tents, games, structures, and inflatable barriers (GE 900), kayaks, and any inflatable boat (GE 900AA+ PLUS) quickly and with significantly reduced noise impact (max 85 dB).
Supplied with Ø 25-mm inflation tube 1.5 m long and universal fittings.

Code	Model	Functions	V	W	Flow l/min	Pressure	Current draw A	⟷ mm
66.448.04 New	GE 900	Inflation + deflation	220	700	1700	170 mbar (2.5 psi)	3	170 x 230 x 170
66.448.05	GE 900AA +	Inflation + deflation	220	900	1700	250 mbar (3.6 psi)	4	230 x 170 x 220

BRAVO GE 20-2 electric inflator

Designed to meet all requirements, it inflates at high volume.
Technical characteristics:
- Ergonomic handle.
- High-efficiency and low-noise electric inflator.
- Double-piston pumping unit.
- Auto stop when selected pressure is reached.
- Fast connection to cigarette lighter plug.
- Battery life LED indicator.
- 12V built-in DC battery rechargeable via cigarette lighter plugs or 110-240 AC/DC transformers.
- Fitted with 12V with battery clips.
- Inflation connectors suitable for the most common valves.

Code	Functions	V	W	Flow l/min	Max pressure	Current draw A	⟷ mm	Sand filter
66.449.20	Inflation	12	108	125	1,5 bar (22 PSI)	9	200x320x220	Yes

Inflator BRAVO 230/2000

It consists of a main motor + booster to increase flow and pressure. The two motors can work in parallel or the main motor operates alone: this choice is possible by means of the two starting buttons (orange and red).

Code	Functions	V	W		Flow l/min		Pressure		⟷ mm
			Base	With booster	Base	With booster	Base	With booster	
66.446.93	Inflation+deflation	220	1000	2000	1200	5 PSI	2 PSI	5 PSI	320x170x260

ATMOS Integrated Air Station 12V

IPX6 | **INFLATE/DEFLATE** | **IGNITION PROTECTION**

The built-in ATMOS onboard inflator combines a high airflow able to reach high pressures (20 psi / 1.37 Bar).
Suitable for any type of inflatable: tender, SUP, towables
Waterproof (IPX6) and designed to withstand harsh marine environmental conditions.
The next-generation technology provides fast and effortless inflation and deflation.
Compact and flat, ATMOS fits almost all panels on board. It comes with inflation tube (2.5 mt.) and a universal valve fittings kit.
User-friendly and ready for use: you just have to set the target pressure on the display and start it. The inflator automatically stops when the desired pressure is reached.
ATMOS is ignition protection certiifed (ISO 8846), allowing the inflator to be installed near boat areas containing flammable gases or fuel. It complies with EMC CE-RED directive (2014/53/EU) and EN 62368 standard.
Comes with a comfortable and durable Storage Bag complete with accessories.
Average inflation time for SUP: 6-8 minutes.
Certifications: CE, ROHS, UN ECE R10, UKCA
Compliant with standards: ISO 8846 and SAE J1171

Code	Scanstrut Code	Function	V	W	A	Max pressure	Flowrate / Pressure	Installation angle	⟷ mm
66.452.01	SC-AOB-A2	Inflation+deflation	12	140	12	1.37 BAR (20 PSI)	350 l/min (0-1 PSI) - 70 l/min (1-20 PSI)	+10° to -30°	297x123x198

66.452.10 New *Sun Cover white ATMOS optional to the black one.*

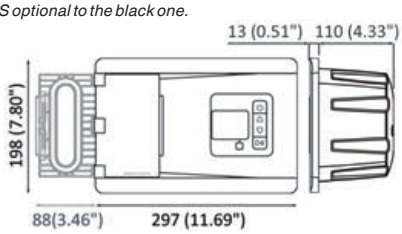

Glues and maintenance products for dinghies

“Rubber Slide”

Special product to restore and protect PVC dinghies, hypalons and similar. It reconditions neoprene on dinghies and helps prevent and cleans incrustations. It increases the lifespan of dinghies. Supplied with a **spraying** gun.

Code	Package	PACKAGE
66.458.80	0.75 lt	6

Rubber Life sealing and restoring liquid

Surface restoring and sealing liquid for neoprene or PVC dinghies. It makes a clear highly-resistant plastic film. In case of small holes, brush the external part with Rubber Life to easily repair the hole. In case of cuts, apply Rubber Life on the inner part of the cut with a syringe for a tyre-repair effect.

Code	Package	PACKAGE
66.459.00	500 ml	10

ORCA PENNEL & FLIPO

Orca R Pennel & flipo neoprene fabric for making and repair of dinghies

Sold by the linear metre or, upon specific request, in rolls of 20 / 40 m
Height of the rolls: 145 cm.

Code	Model	Deniers	Colour
66.245.00	820 - 1140 GSM	990	Ice White RAL 9003
66.241.00	820 - 1140 GSM	990	Artic Grey RAL 7035
66.247.00	828 - 1340 GSM	1100	Neptune grey RAL 7046
66.246.00	820 - 1140 GSM	990	Black RAL 9004
66.242.00	828 - 1340 GSM	1100	Orange

Rubber Kit for repairing neoprene dinghies

Includes: patches of different shapes, 1 special rubber cement tube, sand paper, rubber finger stall, user instructions; **watertight** package.

Code	Colour
66.237.05	Ice White RAL 9003
66.237.00	Artic Grey RAL 7035
66.237.06	Neptune grey RAL 7046
66.237.04	Black RAL 9004
66.237.01	Orange

Repair kit for specific ADECO inflatables

- **Kit for neoprene inflatables** containing: 125-gr glue with catalizer + **2 x 14.5x21.5-cm neoprene patches** + brush + sand paper + user instructions.
- Version **for PVC inflatables**: kit includes 125 ml of adhesive + special PVC cleaner + **2 sheets of fabric 14.5x21.5 cm**+ brush + activator - instructions.

66.234.xx

For dinghies		Colour
neoprene	PVC	
66.235.02	-	orange
66.235.03	66.234.03	Ice white RAL 9003
66.235.00	66.234.00	Arctic grey RAL 9001
66.235.04	-	Neptune grey RAL 7046
66.235.01	66.234.01	Black

66.235.xx

ADECO adhesive for neoprene and PVC fabrics for DIY

Special bicomponent adhesives for inflatable boats made of neoprene and PVC.
The most widely used in the market by all inflatable boat manufacturers.

For dinghies		Catalyst from	Package	Description
neoprene	PVC			
66.236.01	-	-	30 ml	-
66.236.00	66.240.49	-	65 ml	-
66.240.11	66.240.51	10 ml	125 ml	-
66.240.10	66.240.60	30 ml	500 g	-
66.240.01	66.240.52	50 ml	850 g	-
-	66.240.53	160 g	2 kg	Industrial package

66.240.21 *30-ml spare activator.*
66.240.22 *50-ml spare activator.*

66.236.00/01

66.240.53

New Cleaner for ADECO adhesives

Used to clean and brighten dinghies, SUPs, tenders, and other inflatables fabric made of PVC or neoprene (hypalon).

Code	Package
66.236.10	250 ml

New Neoprene fabric adhesive ADEPRENE 316 ADECO for professional use

Special bicomponent adhesives for inflatable boats made of neoprene and PVC.
The most widely used in the market by all inflatable boat manufacturers.

Code	Package	Catalyst
66.240.03	2 kg	160 g
66.240.13	16 kg	750 g

66.240.23 *Replacement activator ADEDUR ET-RFE 160 g.*
66.240.24 *Replacement Activator DESMODUR RFE 750 g.*

66.240.03/13

66.240.24

66.240.23

PFEIFFER sail accessories

Pfeiffer Marine

Pfeiffer is the world's leading brand in the production of anodized aluminum accessories. Special processing techniques have led to the creation of articles with guaranteed robustness and truly extraordinary finishes, both in terms of shine and subsequent durability. Lightweight aluminum is combined with magnesium, titanium, and beryllium, materials that can only be melted using special "vacuum" techniques, in order to achieve great strength and lightness. The subsequent anodization, to achieve maximum shine, is carried out with a special exclusive Pfeiffer technique at 20 degrees below zero, a process that also allows for an anodized surface with a hardness greater than that of chrome.

PFEIFFER Lazy Jack kit

Suitable to pick up the mainsail when downed, the kit includes nylon ropes, 6 blocks, return blocks and 2 **aluminium** jam cleats.

Code	Kit for boats
67.762.00	Up to 30 feet

PFEIFFER mooring cleat

Made of aluminium, very resistant to the marine environment.

Code	Length mm	hole spacing mm	Ø holes
67.737.10	160	44	5
67.737.20	220	60	6
67.737.30	260	70	8
67.737.50	300	81	10

PFEIFFER reinforced cleat

for halyards and sheets.

Code	Length mm	hole spacing mm	Ø holes
67.316.00	100	25	5
67.317.00	125	28	6
67.319.00	150	32	6
67.320.00	175	36	6



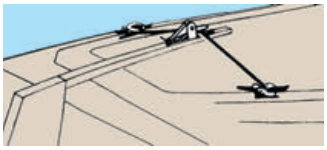

PFEIFFER tiller locking device

Made of anodized aluminium and stainless steel. To be installed above of below the helm thus allowing to cleat off a control line placed crosswise the cockpit. It is a cheap option to the automatic pilot.

Code	Length mm	hole spacing mm	Ø holes
67.760.90	90	58	5

LEWMAR Control blocks with stainless ball bearings

LEWMAR

Lewmar Control blocks offer high sliding qualities thanks to the stainless steel ball system rotating within a bushing of the same material. The weight has been limited by MRT technology and a careful design phase of the composite cheeks. The ease of washing the balls from salt and sand through the small windows finally ensures a long lifespan and consistent performance. Ideal for applications with reduced loads.
The chokes only support the load that can be manually applied.

LEWMAR Control block (30-40 mm)

Black pulleys	Type	Sheave Ø mm	Max working load kg	Breaking load kg	For ropes mm
68.401.31	Single	30	200	480	8
68.402.31	Double	30	300	600	8
68.403.31	Triple	30	500	1000	8
68.404.31	Single with groove	30	200	480	8
68.405.31	double with rope guide	30	300	600	8
68.406.31	Triple with hoist	30	500	1000	8
68.420.31	Single on spring	30	300	1000	8
68.441.31	Single non-rotating	30	200	480	8
68.414.31	Single non-rotating with cleat	30	200	480	8
68.410.31	Triple with cleat and stopper	30	200	480	8
68.463.31	Vertical deflection	30	200	480	8
68.465.31	Swivel turret with cleat	30	200	480	8
68.440.30	Opening block for barber	30	120	240	8
68.401.41	Single	40	240	800	10
68.402.41	Double	40	480	1200	10
68.403.41	Triple	40	720	1800	10
68.404.41	Single with groove	40	240	800	10
68.405.41	double with rope guide	40	480	1200	10
68.406.41	Triple with hoist	40	720	1800	10
68.420.41	Single on spring	40	240	800	10
68.409.41	Single with cleat and throttle	40	480	800	10
68.410.41	Triple with cleat and stopper	40	720	1800	10
68.463.41	Vertical deflection	40	240	800	10
68.440.40	Opening block for barber	40	180	360	10

LEWMAR Control block (60 mm)

Code	Type	Max working load kg	Breaking load kg	Length mm	g	For ropes max mm
68.460.60	Triple ratchet with throttle and cable pull	1000	2000	166	538	10

LEWMAR Synchro blocks

Simple and reliable blocks, the result of careful design, ensure low friction, lightness, and durability. Blocks without balls used in applications with high static workloads: halyards, mainsail systems, deck and masthead leads, vangs. The composite sheave slides on a 'Freespin' bushing made of synthetic material, while the cheeks designed to guide the rope correctly in any usage condition are stiffened by an internal steel structure. The head can rotate freely or be quickly locked in two positions. All models are compatible with Lewmar bases and eye bolts.

LEWMAR Synchro block (50 - 60 - 72 - 90 mm)

Type	50 Ø sheave			60 Ø sheave			72 Ø sheave			90 Ø sheave		
	Code	Maximum workload	For optimal/maximum ropes mm	Code	Maximum workload	For optimum ropes/max mm	Code	maximum working load	For optimum ropes/max mm	Code	maximum working load	For optimum ropes/max mm
Single	**68.301.51**	800	8/10	**68.301.61**	800	8/10	**68.301.71**	800	8/10	**68.301.91**	800	8/10
Single with fork head	**68.321.51**	1100	10/12	**68.321.61**	1100	10/12	**68.321.71**	1100	10/12	-	1100	10/12
Single with groove	**68.304.51**	800	8/10	**68.304.61**	800	8/10	**68.304.71**	800	8/10	**68.304.91**	800	8/10
Double	**68.302.51**	1100	10/12	**68.302.61**	1100	10/12	**68.302.71**	1100	10/12	-	1100	10/12
double with rope guide	**68.305.51**	800	8/10	**68.305.61**	800	8/10	**68.305.71**	800	8/10	-	800	8/10
Triple	**68.303.51**	1100	10/12	**68.303.61**	1100	10/12	**68.303.71**	1100	10/12	-	1100	10/12
Single with cleat and throttle	**68.309.51**	450	6/10	-	450	6/10	-	450	6/10	-	450	6/10
Triple with cleat and stopper	**68.310.51**	450	6/10	**68.310.61**	450	6/10	**68.310.71**	450	6/10	-	450	6/10
Violin block	**68.331.51**	1100	10/12	**68.331.61**	1100	10/12	**68.331.71**	1100	10/12	-	1100	10/12
Like a violin with a choke	**68.337.51**	450	6/10	**68.337.61**	450	6/10	**68.337.71**	450	6/10	-	450	6/10
Violin block with cable pull	**68.334.51**	1100	10/12	**68.334.61**	1100	10/12	**68.334.71**	1100	10/12	-	1100	10/12
Like a violin with intake and choke	**68.339.51**	450	6/10	**68.339.61**	450	6/10	**68.339.71**	450	6/10	-	450	6/10

LEWMAR Synchro footblock

Code	Type	Ø of the pulley	Max working load kg	Breaking load kg	g	Fixing
68.361.61	Single deflection	60 mm	800	1600	162	2 pins of 8 mm
68.364.61	Single deflection with block	60 mm	800	1600	190	2 pins of 8 mm
68.361.71	Single deflection	72 mm	1200	2400	229	2 pins of 8 mm
68.364.71	Single deflection with block	72 mm	1200	2400	250	2 pins of 8 mm
68.361.91	Single deflection	90 mm	2000	4000	430	2 x 10-mm pins

LEWMAR Synchro quick-release snap shackle

Designed for Synchro control blocks, it turns any block with shackle into a an easily removable block. 100% stainless steel.

Code	For blocks from mm	Max working load kg	Breaking load kg	Ø pin mm
68.940.50	50	450	900	4
68.940.60	60	800	1600	5
68.940.72	72	1100	2200	6
68.940.90	90	2000	4100	9.5

LEWMAR HTX aluminium blocks

LEWMAR

LEWMAR HTX block (50 - 60 - 72 - 90 mm)

A range of high-performance blocks in terms of load capacity and smoothness, which has received numerous awards during its presentation. The aluminum cheeks ensure optimal load distribution between the sheave and the attachment, guiding the line perfectly when the load is not aligned and also when the line works at incorrect angles. Compared to products on the market, they have a significantly higher load resistance for the same diameter. The sheave runs on a bushing and Torlon balls.

Type	50 Ø sheave			60 Ø sheave			72 Ø sheave			90 Ø sheave		
	Code	maximum working load	for maximum ropes	Code	maximum working load	for maximum ropes	Code	maximum working load	for maximum ropes	Code	maximum working load	for maximum ropes
Single with stand-up	**68.600.50**	800	10	**68.600.60**	800	10	**68.600.72**	800	10	**68.600.90**	800	10
Single	**68.601.50**	3500	16	**68.601.60**	3500	16	**68.601.72**	3500	16	**68.601.90**	3500	16
Double	**68.602.50**	800	10	**68.602.60**	800	10	**68.602.72**	800	10	-	800	10
Triple	**68.603.50**	1100	12	**68.603.60**	1100	12	-	1100	12	-	1100	12
Single with groove	**68.604.50**	800	10	**68.604.60**	800	10	**68.604.72**	800	10	**68.604.90**	800	10
double with rope guide	**68.605.50**	1100	12	**68.605.60**	1100	12	-	1100	12	-	1100	12
Single with fork head	**68.621.50**	800	10	**68.621.60**	800	10	**68.621.72**	800	10	-	800	10
Single with cleat and throttle	**68.609.50**	800	10	-	800	10	-	800	10	-	800	10
Triple with cleat and stopper	**68.610.50**	800	10	**68.610.60**	800	10	-	800	10	-	800	10
Fiddle	**68.631.50**	1100	10	**68.631.60**	1100	10	**68.631.72**	1100	10	-	1100	10
Fiddle with becket and cam	**68.639.50**	2000	12	**68.639.60**	2000	12	**68.639.72**	2000	12	-	2000	12

◢ 68.601.xx Single

◢ 68.602.xx Double

◢ 68.603.xx Triplo

◢ 68.604.xx Single with surcharge

◢ 68.605.xx Double with intake

◢ 68.609.xx Single with haulage and throttle

◢ 68.610.xx Triple with retrieval and choke

◢ 68.621.xx Single with fork head

◢ 68.631.xx Violin

◢ 68.639.xx Violin block with cleat and ratchet

◢ 68.600.xx Single with stand-up

LEWMAR snatch blocks

LEWMAR

LEWMAR snatch block

Opening snatch blocks with soft, synthetic rubber cheeks to protect the deck and Synchro quick-release snap shackle. Ideal for general spinnaker use and to resist rough treatment.

Code	Max working load kg	max Ø tip mm	Pulley	
			Ø mm	material
68.906.01	1135	14	66	Delrin
68.906.02	1590	16	80	Delrin
68.906.03	2155	16	80	Aluminium
68.906.05	4000	22	125	Aluminium

LEWMAR Racing and Racing High Load blocks

Designed to offer the best ratio between robustness and weight. Made with anodized aluminum cheeks, in the high-load version they use solid aluminum pulleys. The pulleys run on Torlon rollers and are guided by Delrin balls. Also available on request with diameters up to 250 mm.

LEWMAR Racing block (60 mm)

Code	Type	Max working load kg	max Ø tip mm	Length mm	g
68.511.60	Single for high loads	800	12	123	158
68.512.60	Double block for high loads	1400	12	132	320
68.500.60	Single with spring hook	800	12	123	283

LEWMAR Racing block (80 mm)

Code	Type	Max working load kg	max Ø tip mm	Length mm	g
68.511.80	Single	1000	12	152	251
68.514.80	Single with groove	1000	12	177	278
68.512.80	Double	1800	12	160	487
68.501.80	Single for high loads	2400	14	155	337
68.502.80	Double block for high loads	3400	14	174	655
68.500.80	Single on spring	2400	14	155	518

LEWMAR rope clutches



They use an innovative and patented system called Domino consisting of **5 rings** through which the rope runs. This allows for a greater clamping surface of the rope which **prevents fraying** and enables **opening under load**.

LEWMAR D1 clutch

For low loads.

Type			For ropes	Max holding load kg	hole spacing mm
single	Double	triple			
68.611.08	**68.612.08**	**68.613.08**	6-8	500	79
68.611.10	**68.612.10**	**68.613.10**	8-10	500	79

LEWMAR D2 clutch

For high loads.

Type			For ropes	Max holding load kg	hole spacing mm
single	Double	triple			
68.614.10	**68.624.10**	**68.634.10**	8-10	1200	107
68.614.12	**68.624.12**	**68.634.12**	10-12	1200	107
68.614.14	**68.624.14**	**68.634.14**	12-14	1200	107

LEWMAR cam cleats

LEWMAR

LEWMAR cam cleat

Made from state-of-the-art materials, Lewmar cleats enhance performance in durability, strength and lubrication. Cams slide on nylon ball bearings and are made of long-fibre-reinforced polymers.

Clamp	Cage	hole spacing mm	For ropes	Max working load kg
68.610.27	**68.610.04**	27	2-8	120
68.610.38	**68.610.14**	38	4-12	180

LEWMAR deck organiser

LEWMAR

LEWMAR Ocean deck organiser

40-mm sheave. 10-mm max Ø ropes. Anodized aluminium frame, acetal sheaves on steel bushings. Stackable version.

Code	Type	Max working load kg	Length mm	Fixing
68.991.22	With 2 pulleys	1000	123	2 pins of 8 mm
68.991.23	With 3 pulleys	1500	206	3 pins of 8 mm
68.991.24	With 4 pulleys	2000	275	4 pins of 8 mm
68.991.25	with 5 pulleys	2500	352	5 pins of 8 mm

LEWMAR spare sheave for deck organisers

Code	Material	Ø mm	Type	Max working load kg	For organizer
68.991.00	Acetal	40	simple	610	Ocean 40 mm
68.991.01	Nylon	40	On balls	350	Racing 40 mm

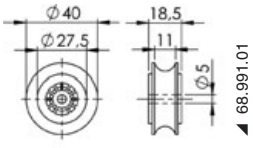

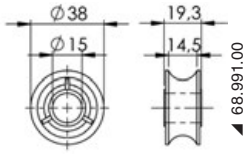

LEWMAR NTR tracks and cars

LEWMAR

Features:
- wide range, for boats from 6 to 21 m;
- easy assembly;
- trolleys available in versions on pencils, with balls in Derlin or Torlon;
- possibility to transform trolleys on pencils into ball trolleys to improve sliding;
- Aluminium terminals to ensure maximum strength and precision.

LEWMAR sliding bolt track

Sliding bolt track available in size 1 and 2, and featuring what follows: Size 1 is made from a smooth and clean profile, with hidden joints; Size 2 allows to retrofit the new track to the deck using the original bolt holes therefore there's no need to worry about the correspondence with the centre distance of the previous bores.
Size 1: for boats up to 10 m, 900-kg max working load.
Size 2: for boats up to 14 m, 1500-kg max working load.

Code	For Lewmar cars	⟷ mm			Max working load kg	Fixing
		Width	Height	length		
68.746.01	Size 1	23	14	3000	900	M6 bolts
68.746.02	Size 2	30	18	3000	1500	M8 bolts

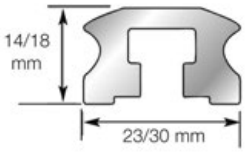

LEWMAR drilled track

Regularly used for thru-hull fixing on the deck but also when using cars with plunger. Available in several lengths and sizes. 100-mm centre distance.
Size 1: for boats up to 10 m, 900-kg max working load.
Size 2: for boats up to 14 m, 1500-kg max working load.

Code	For Lewmar cars	⟷ mm			Max working load kg	Fixing
		Width	Height	length		
68.741.01	Size 1	23	13	1526	900	M6 bolts
68.743.01	Size 1	23	13	3026	900	M6 bolts
68.741.02	Size 2	30	15	1532	2000	M8 bolts
68.743.02	Size 2	30	15	3032	2000	M8 bolts

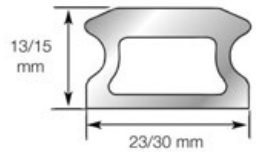

Lewmar NTR Mainsheet Car on torlon balls

Type	For boats up to 10 m			For boats up to 14 m		
	Code	Length mm	Max working load kg	Code	Length mm	Max working load kg
With shackle	**68.710.01**	162	900	**68.710.02**	210	1500
With shackle and deflection pulleys	**68.711.01**	162	900	**68.711.02**	210	1500
With shackle and double deflection pulleys	**68.712.01**	162	900	**68.712.02**	210	1500
With vertical support	**68.720.01**	162	900	**68.720.02**	210	1500
With vertical support and deflection pulleys	**68.721.01**	162	900	**68.721.02**	210	1500
With vertical support and double deflection pulleys	**68.722.01**	162	900	**68.722.02**	210	1500
With vertical support, deflection pulleys and cleat	**68.723.01**	162	900	**68.723.02**	210	1500
With vertical support, double deflection pulleys and cable pull	**68.724.01**	162	900	**68.724.02**	210	1500
With vertical support, double pulleys and throttle	**68.725.01**	162	900	**68.725.02**	210	1500
With reinforced vertical support, double deflection pulleys	**68.714.01**	162	900	-	-	-

68.710.01/02

68.711.01/02

68.712.01/02

68.720.01/02

68.721.01/02

68.722.01/02

68.723.01/02

68.724.01/02

68.725.01/02

68.714.01

68.731.01/02

68.734.01/02

LEWMAR NRT Genoa car on Torlon balls/rod

Available in 2 sizes:
- **Size 1**: for boats up to 12 meters, 900-kg max working load
- **Size 2**: for boats up to 16 meters, 1500-kg max working load

Type	For boats up to 12 m			For boats up to 16 m		
	Code	Length mm	Breaking load kg	Code	Length mm	Breaking load kg
On balls with single deflection pulley (trolley DX)	**68.730.01**	162	900	**68.730.02**	210	1500
On balls with single deflection pulley (trolley SX)	**68.731.01**	162	900	**68.731.02**	210	1500
On pencils with stopper	**68.734.01**	148	900	**68.734.02**	194	1500

68.770.01/02

68.771.01/02

68.772.01/02

68.773.01/02

LEWMAR end stop

Available in 2 sizes:
- **Size 1**: for all Lewmar tracks size 1.
- **Size 2**: for all Lewmar tracks size 2.

Type	Size 1	Ø max halyard	Length mm	Size 2	Length mm	Ø max halyard
In aluminum without a pulley	**68.770.01**	-	47	**68.770.02**	105	-
In aluminum with a single pulley	**68.771.01**	8	47	**68.771.02**	105	10
in aluminum with double pulley	**68.772.01**	8	75	**68.772.02**	105	10
in aluminum with single pulley and rope guide	**68.773.01**	8	47	**68.773.02**	105	10
Aluminum with double pulley, cable pull and throttle	**68.774.01***	8	75	**68.774.02***	105	10
Adjustable stop for trolley	**68.785.01**	-	43	**68.785.02**	87	-
Nylon terminal without pulley	**68.786.01**	-	-	**68.786.02**	-	-

* *Both items are sold in pairs*

68.774.01/02

68.785.01/02

68.786.01/02

LEWMAR accessories for NTR cars

Available in 2 sizes:
- **Size 1**: for all Lewmar tracks size 1.
- **Size 2**: for all Lewmar tracks size 2.

Description	Size 1	Max working load kg	Size 2	Max working load kg
Cleat kit (2 pcs)	**68.781.01**	585	**68.781.02**	750
Single pulley (2 pcs)	**68.782.01**	585	**68.782.02**	750
Double pulley (2 pcs)	**68.783.01**	585	**68.783.02**	750
Chokes with plates (2 pcs)	**68.784.01**	180	**68.784.02**	180
Vertical support for pulleys	**68.791.01**	900	**68.791.02**	1500
Throttle kit, double pulley, cable pull	**68.787.01**	585	**68.787.02**	750

68.781.01 ; 68.781.02

68.782.01/02

68.783.01/02

68.791.01/02

68.784.01/02

68.787.01/02

LEWMAR spare parts for cars

Code	Description	For Lewmar cars	Ø mm
68.792.00	Delrin balls (100 pcs)	Measure 0	4.6
68.792.01	Delrin balls (100 pcs)	Size 1	6.4
68.793.01	Torlon spheres (100 pcs)	Size 1	6.4
68.793.02	Torlon spheres (100 pcs)	Size 2	7.8
68.793.03	Torlon spheres (100 pcs)	Measure 3	9.5
68.790.01	Caps for Ocean trolleys	Size 1	-
68.790.02	Caps for Ocean trolleys	Size 2	-
68.780.01	Genoa trolley pulley NTR	Size 1	-

68.790.01

68.780.01

68.792.00/01/02


68.793.01/02/03

LEWMAR Genoa cars

LEWMAR

LEWMAR Genoa T-Track car

32-mm T-Track running on sliding blocks and fitted with end stop.

Code	Description	Size	Max working load kg	Length mm
68.732.01	Genoa car with end stop	For boats up to 12 m	900	111
68.732.02	Genoa car with end stop	For boats up to 16 m	1500	120
68.743.32	3-m track	One size fits all	-	3000
68.786.32	Simple nylon end stop	One size fits all	-	-

68.732.01/02

68.743.32

68.786.32

LEWMAR Evo winches

LEWMAR Evo self-tailing winch

An evolution of the excellent products of the Ocean series, the Evo winch series features several improvements allowing to offer a **smaller size** winch with equal strength and the **same excellent grip** without saving on materials. To be installed with pins or studs. Available in manual, electric and/or hydraulic version. **7-year warranty.**

Model	Code	Bell material	kg	Gear ratio crank bell 1		Ratio of applied transmitted force 1		Base Ø mm	Height mm	Line Ø mm
				1	2	1	2			
15ST	68.103.15	Grey aluminium*	2.3	2.0:1	-	15.8:1	-	121	115	6 - 10
15ST	68.104.15	Black aluminium	2.3	2.0:1	-	15.8:1	-	121	115	6 - 10
15ST	68.113.15	Chromed bronze	3.9	2.0:1	-	15.8:1	-	121	115	6 - 10
30ST	68.103.30	Grey aluminium*	4.2	2.0:1	4.2:1	13.8:1	29.2:1	138	146	8 - 12
30ST	68.104.30	Black aluminium	4.2	2.0:1	4.2:1	13.8:1	29.2:1	138	146	8 - 12
30ST	68.113.30	Chromed bronze	5.6	2.0:1	4.2:1	13.8:1	29.2:1	138	146	8 - 12
40ST	68.103.40	Grey aluminium*	4.9	1.9:1	5.8:1	13.2:1	40.2:1	148	158	8 - 12
40ST	68.104.40	Black aluminium	4.9	1.9:1	5.8:1	13.2:1	40.2:1	148	158	8 - 12
40ST	68.113.40	Chromed bronze	6.5	1.9:1	5.8:1	13.2:1	40.2:1	148	158	8 - 12
45ST	68.103.45	Grey aluminium*	7.2	2.4:1	7.6:1	13.9:1	44.8:1	168	178	8 - 14
45ST	68.104.45	Black aluminium	7.2	2.4:1	7.6:1	13.9:1	44.8:1	168	178	8 - 14
45ST	68.113.45	Chromed bronze	9.7	2.4:1	7.6:1	13.9:1	44.8:1	168	178	8 - 14
50ST	68.103.50	Grey aluminium*	8.8	2.6:1	13.9:1	13.9:1	48.6:1	181	197	8 - 14
50ST	68.104.50	Black aluminium	8.8	2.6:1	13.9:1	13.9:1	48.6:1	181	197	8 - 14
50ST	68.113.50	Chromed bronze	12.1	2.6:1	13.9:1	13.9:1	48.6:1	181	197	8 - 14
55ST	68.103.55	Grey aluminium*	12	2.8:1	13.8:1	13.8:1	54.0:1	205	237	8 - 16
55ST	68.104.55	Black aluminium	12	2.8:1	13.8:1	13.8:1	54.0:1	205	237	8 - 16
55ST	68.113.55	Chromed bronze	17	2.8:1	13.8:1	13.8:1	54.0:1	205	237	8 - 16

* *Material to be ordered. Approx. lead time: 6 weeks.*

LEWMAR Ocean winches

LEWMAR

LEWMAR Ocean winches

LEWMAR standard winches are a point of reference in technological innovation designed to provide high performance and unmatched durability. Fitted with anthracite anodized aluminium drum.

Code	Model	Speed	Handle/drum rev. ratio	Power ratio	kg	Base Ø mm	Fixing
68.101.06	6	1	1:1	6.8:1	0.5	94	4 x M6 screws
68.101.08	8	1	1:1	7.9:1	1.4	108	5 x M6 screws
68.101.16	16	2	1:1	16:1	2.1	120	5 x M6 screws

LEWMAR oversized gearmotor

Code 68.142.12
Boosted motor for EVO 45 and 50 winches: the power switches from 700W to 1000W.
The new motor powers higher pull capacities and faster line speeds.
Ideal for 2:1 mainsail halyards, oversized masts, Gennaker and Code 0.
Pre-wired with solenoid version E (already equipped with control electronics)

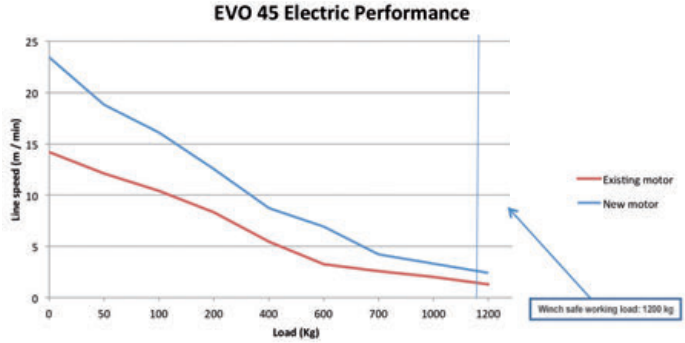

LEWMAR electric self-tailing winches and manual-to-electric conversion kits

Lewmar electric winches consist of: deck winch self-tailing unit + connection kit + gear motor group + solenoid or control unit + switch.
Lewmar electric winches can be operated by a simple solenoid (E series) or a more sophisticated electronic control unit (ELS series) that offers three features: reduced speed start to avoid jerks, power disconnection upon reaching the winch's maximum working load, and automatic rotation speed slowdown as the workload increases to allow precise sail adjustments.
To obtain a complete **electric winch** , you need: manual self-tailing winch + connection kit + motor reducer group + solenoid or control unit + switch.

All Lewmar self-tailing winches from the Ocean series size 34 onwards can be easily converted to electric using specific conversion kits while maintaining the manual operating characteristics of the winch.
To **convert a manual winch** to electric, add to the deck unit: connection kit + motor reducer group + solenoid or control unit + switch.

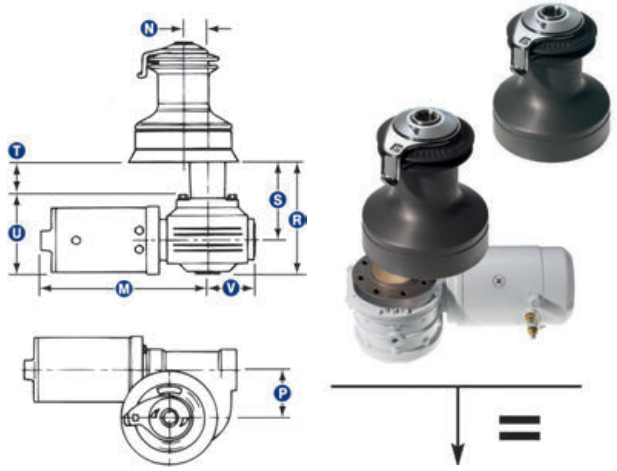

Model	M	N	P	R	S	T	U	V
Ocean 34	238.5	38.1	50	151	100.5	34.4	120.7	72.5
Ocean 40 - Evo/Evo Race 40	238.5	38.1	50	151	100.5	34.4	120.7	72.5
Ocean 46 - Evo/Evo Race 45	238.8	41.8	50	181	130.5	64.4	120.7	72.5
Ocean 48 - Evo/Evo Race 50	238.5	44.3	50	181	130.5	64.4	120.7	72.5
Ocean 50 - Evo/Evo Race 55	290	48.5	62	198.5	138.5	59.5	160	80
Ocean 54	290	48.5	62	198.5	138.5	59.5	160	80

LEWMAR power drive connection

This base is used under the winch to provide a connection between the electric motor and the primary gearing of the winch.

Code	For winch model
68.121.34	34ST Ocean
68.121.40	40ST Ocean
68.121.44	44ST Ocean
68.121.46	46ST Ocean
68.121.48	48ST Ocean
68.121.50	50ST Ocean

Code	For winch model
68.121.54	54ST Ocean
68.121.41	40ST Evo/Evo Race
68.121.45	45ST Evo/Evo Race
68.121.51	50ST Evo/Evo Race
68.121.55	55ST Evo/Evo Race

LEWMAR motor gearbox

Electric motor and work gearbox to be mounted on the lower side of the power driving connection.

Code	V	For winch	W
68.122.12	12	OCEAN 34-40-44-46-48 + EVO/EVO Race 40-45-50	700
68.142.12	12	EVO 45-50 – enlarged and pre-wired gear motor with solenoid version E (already complete with control electronics)	1000
68.132.12	12	OCEAN 50-54 + EVO/EVO Race 55	1600
68.132.24	24	OCEAN 50-54 + EVO/EVO Race 55	2000

LEWMAR electric control unit

Available in two models: E series with simple soleniod which sends an ON-OFF impulse or ELS series with control unit to control speed and protect against overload.

Code	V	For winch	Version
68.123.12	12	OCEAN 34-40-44-46-48 + EVO/EVO Race 40-45-50	E
68.124.01	12	OCEAN 40 + EVO/EVO Race 40	ELS
68.134.55	12	OCEAN 54 + EVO/EVO Race 55	ELS
68.134.50	24	OCEAN 50 + EVO/EVO Race 50	ELS
68.124.05	24	OCEAN 54 + EVO/EVO Race 55	ELS

◢ 68.123.12


◢ 68.124/134.xx

LEWMAR electric switch

Made of composite material, fully watertight for deck mounting, fitted with opening lid.

Code	For winch	Version	Contact type	External Ø mm	Bore Ø mm
68.125.03	All models	simple	Blade	80	8
68.125.04	All models	SS lid	Blade	80	8
68.125.05	All models	simple	Microswitch	75	46

◢ 68.125.04

◢ 68.125.03

◢ 68.125.05

LEWMAR winch exploded

LEWMAR

What lies within a LEWMAR winch?

Caratteristiche: *Features:*
- Ampia gamma */Broad Range*
- Massima potenza della categoria */Most powerful in class*
- Facilità di montaggio */Easy fitting*
- Semplicità di manutenzione */Simple servicing*
- Self-tailing Wavespring */Wavespring Self-Tailer*
- Tamburo a facile presa */Needle peen drum*
- Rete di assistenza */Service network*
- Garanzia totale */Fully guaranteed*

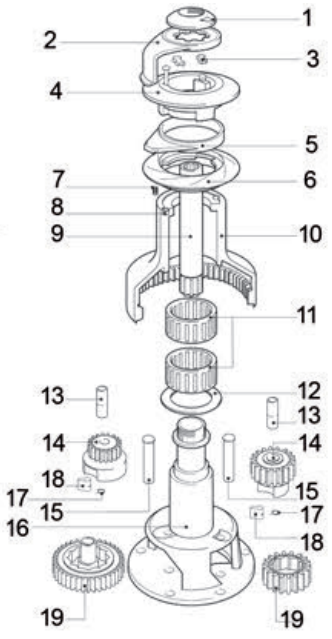

1. Ghiera di fissaggio
2. Braccio self tailing
3. Fermi dell'asse
4. Kit dischi self tailing
5. Kit dischi self tailing
6. Kit dischi self tailing
7. Molla
8. Tazza della molla
9. Asse principale
10. Tamburo
11. Gabbie a rulli
12. Rondella del tamburo
13. Perno dell'ingranaggio
14. Ingranaggio primario
15. Perno dell'ingranaggio
16. Stelo centrale
17. Kit nottolini
18. Kit nottolini
19. Ingranaggio secondario

1. *Top Cap*
2. *Feeder Arm*
3. *Collet*
4. *Upper Crown*
5. *Stripper Ring*
6. *Lower Crown*
7. *Spring*
8. *Spring Cup*
9. *Main Spindle*
10. *Drum*
11. *Roller Bearing Assembly*
12. *Drum Washer*
13. *Gear Spindle Sleeve*
14. *Pawl Gear*
15. *Gear Spindle*
16. *Center Stern*
17. *Pawl Spring*
18. *Pawl*
19. *Ratchet Gear*

LEWMAR winch spare parts

A maintenance kit is available for each winch in the Lewmar line. Components are not sold separately.

LEWMAR spare parts for EVO self-tailing winch

For Winch model	Self-tailing arm - 2	Collet kit - 3	Roller bearing assembly - 11	Top cap - 1	Pawls - 18	Stripper ring - 5
15ST	**68.854.01**	**68.851.01**	**68.950.01**	**68.850.01**	**68.915.01**	**68.957.01**
30ST	**68.854.02**	**68.851.01**	**68.950.01**	**68.850.02**	**68.915.01**	**68.957.02**
40ST	**68.854.02**	**68.851.01**	**68.950.01**	**68.850.03**	**68.915.01**	**68.957.02**
45ST	**68.854.03**	**68.851.01**	**68.950.01**	**68.850.04**	**68.915.01**	**68.957.03**
50ST	**68.854.04**	**68.851.01**	**68.950.03**	**68.850.05**	**68.915.01**	**68.957.04**
55ST	**68.854.05**	**68.851.01**	**68.950.03**	**68.850.06**	**68.915.02**	**68.957.05**

LEWMAR spare parts for Ocean self-tailing winch

For winch model	Self-tailing arm - 2	Collet kit - 3	Roller bearing assembly - 11	Top cap - 1	self-tailing disc kit - 4-5-6	Pawls - 18	Stripper ring - 5
16ST	**68.954.01**	-	-	**68.952.01**	**68.953.01**	-	**68.956.01**
28ST; 30ST; 34ST; 40 ST	-	-	-	-	-	-	**68.956.02**
44ST; 46ST	-	-	**68.950.02**	-	**68.953.04**	-	**68.956.03**
48ST	**68.954.07**	-	-	-	**68.953.05**	-	**68.956.04**
50ST; 54ST	-	-	-	-	**68.953.06**	-	**68.956.05**
58ST; 64ST; 65ST	-	-	-	-	-	-	**68.956.06**
28ST	**68.954.02**	-	-	-	-	-	-
30ST	**68.954.03**	-	-	-	-	-	-
40ST	**68.954.05**	-	-	-	-	-	-
44ST	**68.954.06**	-	-	-	-	-	-
46ST	**68.954.13**	-	-	-	-	-	-
50ST	**68.954.08**	-	-	-	-	-	-
54ST	**68.954.09**	-	-	-	-	-	-
58ST	**68.954.10**	-	-	-	-	-	-
65ST	**68.954.12**	-	-	-	-	-	-
16ST; 28ST; 30ST; 34ST; 40ST; 44ST; 46ST; 48ST; 50ST; 54ST; 58ST; 64ST; 65ST	-	**68.951.01**	-	-	-	-	-
16ST; 28ST; 30ST; 34ST; 40ST	-	-	**68.950.01**	-	-	-	-
48ST; 50ST; 54ST; 58ST; 64ST; 65ST	-	-	**68.950.03**	-	-	-	-
28ST; 30ST; 34ST; 40ST; 44ST; 46ST; 48ST; 50ST; 54ST	-	-	-	**68.952.02**	-	-	-
58ST; 64ST; 65ST	-	-	-	**68.952.03**	**68.953.07**	-	-
28ST; 30ST	-	-	-	-	**68.953.02**	-	-
34ST; 40ST	-	-	-	-	**68.953.03**	-	-
16ST; 28ST; 30ST; 34ST; 40ST; 44ST; 46ST; 48ST	-	-	-	-	-	**68.915.01**	-
50ST; 54ST; 58ST; 64ST; 65ST	-	-	-	-	-	**68.915.02**	-

The spare parts above are for winches of the Ocean series made after year 1992. The year is indicated on the drum top cap.

LEWMAR spare parts for 3-speed winches

Code	Type of spare part
68.955.01	Spring ring third speed (4)
68.955.02	Stainless steel pin for third speed engagement (2)
68.955.03	return spring for the pin (3)
68.955.04	Sealing spring of the ring (5)
68.955.05	Third speed engagement button (1)
68.955.06	Internal fixing pin for the seal spring (6)

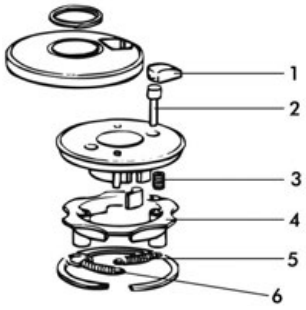

LEWMAR stripper ring for Evo winches

Only for Evo series winches produced from 2011 on (item 5 on drawing "What's inside a LEWMAR winch?").

Code	Type
68.957.01	Evo 15
68.957.02	Evo 30 / 40
68.957.03	Evo 45
68.957.04	Evo 50

Lewmar Winch Handles

LEWMAR standard ball bearing handle

Available in various versions, materials, and lengths. Available in anodized aluminum and chromed bronze.

Length mm		Model
200	250	
68.201.20	68.201.25	Made of aluminium, fitted with lock
-	68.211.25	Made of chromed bronze, fitted with lock

LEWMAR OneTouch ball bearing handle

DAME AWARD 2006

The patented and innovative OneTouch mechanism allows to lock in and remove the winch handle with one hand. Simply squeeze the release lever, which runs the entire length of the handle, and pull to unlock in one quick and easy motion. Available in PowerGrip version to make two-handed grip easier when subjected to maximum stress.

Code	Length mm	Model
68.221.25	250	Aluminium
68.222.25	250	aluminium, with PowerGrip

LEWMAR winch handle pocket

Code **68.201.00**

Made of UV-resistant PVC, it is highly weatherproof. Rear bulkhead mounting and drain.

LEWMAR Titan floating winch handle

The Titan floating winch handle has been designed to combine lightweight and resistance to saltwater environments. Made with high quality materials. Available in two versions: Primary floating handle for pleasure boats and Magnum ball bearing handle for racing boats.

Length mm		Description	Colour
Primary 200	Magnum 250		
68.231.20	68.231.25	Primary with lock	red

LEWMAR

◢ 68.915.00

◢ 68.915.01/02

LEWMAR accessories for periodic maintenance

Code	Description
68.915.01	6 standard pawls for winch 5-48 and 66 + 12 springs
68.915.02	6 large nuts for winch 50-65 + 12 springs
68.915.00	Winch maintenance kit, includes instructions, oil, grease, brush and 10 springs

sunbrella™
NEW SUNBRELLA ® – 10 YEAR WARRANTY
100% Solution dyed acrylic. 315 gsm.

Winch cover

Made of Sunbrella water- and UV-resistant fabric. Elastic fastening for snug fit.

◢ Style A

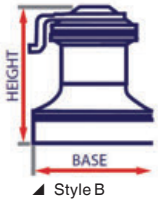

◢ Style B

Code	Winch type	Max height mm	Max base mm	Colour	Style
68.098.01	Standard	130	140	blue	Style A
68.098.02	Standard	145	140	blue	Style A
68.098.05	Self-tailing	160	145	blue	Style B
68.098.06	Self-tailing	180	150	blue	Style B
68.098.07	Self-tailing	200	170	blue	Style B
68.098.08	Self-tailing	215	190	blue	Style B
68.098.09	Self-tailing	230	200	blue	Style B
68.098.10	Self-tailing	250	205	blue	Style B
68.098.11	Self-tailing	280	270	blue	Style B
68.098.12	Self-tailing	315	290	blue	Style B

LEWMAR Accessories for steering systems

LEWMAR

Compact folding wheels

Traditional wheels significantly reduce the available space in the cockpit, whereas Lewmar wheels eliminate this barrier. They are ideal for a wide range of yachts, including those with a twin wheel system.
The folding wheels close on themselves through a quick folding system, occupying less than half the space.
The stainless steel hinge system makes them very rigid during navigation, while the fastening with composite knobs makes the wheel's opening and closing maneuver easy and quick.
Entirely in stainless steel, leather-coated.

Code	Model	Ø cm
69.101.40	Folding (foldable)	101
69.101.36	Folding (foldable)	91

Other sizes available on request

Wheel brake spinner LEWMAR

AISI 316

Installable on any Lewmar steering system, allows to lock the rudder. Made of mirror-polished stainless steel, available in 2 versions depending on the wheel used. Thread M10

Code	For wheels	Pin length	Pin Ø
69.911.00	Folding (foldable) Commodore (single rudder breed)	50	7.5
69.911.01	Mini Maxi and Fastnet (twin rudder breed)	100	7.5

Quick release nut for Commodre wheels LEWMAR

Code **69.812.01**

Can quickly remove the wheel from the bollard with just one winch handle movement; made of mirror polished AISI 316 stainless steel, upon request also available in Mini, Maxi or Fastnet versions.

Engine control with single lever LEWMAR

AISI 316

Code **69.810.00**

Designed exclusively for Lewmar, this motor control is non-magnetic, so it can be mounted on a column or bulkhead without interfering with the compass, equipped with a straight lever and a neutral engagement button.
Mounting plate 122x98, with 4 holes, made of stainless steel 316.

Engine unit with autopilot LEWMAR

LEWMAR

Designed in collaboration with shipyards in order to resolve issues concerning the correct functioning of the autopitol and to ease the installation.
1) All units are fitted with a electro-mechanical friction system that eliminates almost all the system resistance when not in used
2) All units are compatible with most AP electronic products, like Raymarine, B&G and Simrad
3) All the engine units have a low power absorption
4) Availability of engine units with power equal to 1/4, 1/2 and 1 CV suitable for all types of Lewmar steering systems.

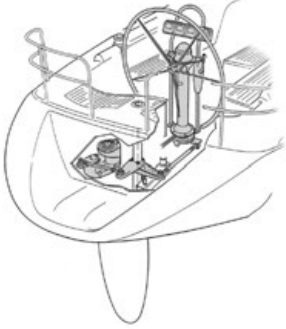

Code	Suitable for installation on
69.310.01	Bavaria 30, 33, 37 and 39 cruising
69.310.02	Bavaria 40, 42, 44, 46, 49 and 50 cruising - Dufour Gib Sea 43 - Hallberg Rassy 46, 48 e 53 (12V) - Hanse 461 - Hunter 49 - Najad 460, 490 and 511
69.310.03	Replacement clutch for Autopilot Integra MK2
69.320.01	Dufour 34
69.320.02	Dufour 40 and 44

ARC Teak object holders

ARC soap dish

Shell shape.

Code	⟷ WxDxH mm
71.370.70	180x90x35

ARC soap dish

Fitted with removable tray.

Code	⟷ WxDxH mm
71.602.08	120x80x25

ARC towel holder

Code	⟷ Ø mm
71.602.76	170

ARC toilet paper holder

Code	⟷ WxDxH mm
71.602.48	175x100x112

ARC container for shower items

Fitted with lower removable grate for cleaning.

Code	⟷ WxDxH mm
71.328.20	265x108x120

ARC toothbrush/glass holder

Code	⟷ WxDxH mm
71.602.09	206x89x37

ARC towel bar

Code	⟷ WxDxH mm
71.602.71	250x60x25
71.602.72	350x60x25
71.602.74	580x60x25

ARC plate rack, mug holder (stackable), kitchen towel holder

Code	⟷ WxDxH mm
71.602.01	490x106x425

ARC plate rack, mug (stackable) and cutlery holder

Code	⟷ WxDxH mm
71.602.05	395x152x282

ARC plate and mug (stackable) holder

Code	⟷ WxDxH mm
71.602.03	490x106x228
71.602.04	312x108x250

ARC mug holder (stackable)

Holds 4 mugs.

Code	⟷ WxDxH mm
71.602.06	212x103x250

ARC plate rack

Holds 12 plates.

Code	⟷ WxDxH mm
71.601.99	285x95x260

ARC can and accesory holder

Wall mounting.

Code	⟷ WxDxH mm
71.602.00	316x101x254

ARC can/mug holder

Code	⟷ WxDxH mm	Bore Ø cm
71.371.10	125x115x100	8

ARC 3-slot mug holder

Code	⟷ WxDxH mm
71.371.20	295x100x90

ARC mug/cup holder

Code	Seats	⟷ cm
71.374.04	4	20x22x15
71.374.06	6	29.5x22x15

◀ 71.374.04

◀ 71.374.06

ARC bottle rack

Wall mount, holds 2 bottles.

Code	⟷ WxDxH mm
71.602.20	260x115x105

ARC bulkhead mount bottle rack

Holds 4 bottles.

Code	⟷ WxDxH mm
71.602.22	560x115x105

ARC bulkhead-mount glass holder



Inner diameter of glass holder: 72 mm.

Code	No of glasses	⟷ WxDxH mm
71.602.10	2	275x87x90
71.602.12	4	425x87x90
71.602.14	6	600x87x90

ARC cutlery holder

Code	⟷ WxDxH mm
71.602.15	150x80x210

Nespresso ARC coffee capsule holder

Code	⟷ WxDxH mm
71.602.18	140x16x310

ARC grating countertop

Code	⟷ WxD mm
71.324.10	150x150
71.324.20	200x200

ARC glass/can holder

Bulkhead mounting, foldable.

Code	Ø mm	⟷ LxH cm
71.305.10	70	13x11

ARC pot/spice holder

Code	⟷ WxDxH mm
71.602.07	350x90x65

ARC paper towel holder with spice container

Code	⟷ WxDxH mm
71.602.66	327x90x250

ARC kitchen paper holder

Code	⟷ WxDxH mm
71.602.64	310x97x90

ARC container

Code	⟷ WxDxH mm
71.519.00	290x83x55

ARC container

Code	⟷ WxDxH mm
71.517.00	300x700x850

ARC compact object holder

Code	⟷ WxDxH mm
71.208.71	280x100x105

ARC chopping board

Code	⟷ WxD mm
71.602.99	200x275

ARC multipurpose container

Code	⟷ WxDxH mm
71.513.00	500x100x100
71.514.00	250x100x100

ARC multipurpose object holder

Code	⟷ WxDxH mm
71.326.50	180x60x75
71.326.60	335x64x75

ARC binocular/object holder

Code	⟷ WxDxH mm
71.603.04	250x95x200

ARC magazine rack

Code	⟷ WxDxH mm
71.605.10	265x110x280

ARC book shelf

Code	⟷ WxDxH mm
71.602.30	375x190x200
71.350.10	466x241x106

ARC book shelf

Code	⟷ WxDxH mm
71.350.00	382x150x131

ARC flag container

Code	Version
71.010.00	For 40 codes, 5 courtesy, includes national flag, cm 41x31x10,5
71.009.00	For 7 various types, includes national flag, cm 26x11x10,5

ARC container

Code	⟷ WxDxH mm
71.515.00	180x50x100

ARC plotting instrument holder

Code	⟷ WxDxH mm
71.605.50	435x100x150

ARC wall mounting glass holder

Rounded, 71-mm Ø housing.

Code	No of glasses	⟷ WxDxH mm
71.371.31	1	130x102x74
71.602.40	2	306x125x74
71.602.41	4	452x145x74

ARC tablet stand



Code	⟷
71.327.11	Universal for all models

ARC smartphone stand

Code	Dimensions
71.327.13	Universal for all models

ARC pencil/compass holder

Code	⟷ WxDxH mm
71.602.33	115x25x75

ARC Mini Compass holder

Code	⟷ WxDxH mm
71.305.00	110x57x106

ARC GPS holder

Code	⟷ WxDxH internal mm
71.327.10	78x36x77

ARC radio VHF and cell phone holder

Code	⟷ WxDxH internal mm
71.603.15	132x43x73

ARC fishing rod holder

Fitted with screw-in support.

Code	Number of seats	⟷ WxDxH mm
71.606.13	4	395x83x84

ARC teak accessories

ARC handrail with rounded edges



Height 60 mm, Width 27 mm.

Code	N° passages	Length mm
71.601.01	1	325
71.601.02	2	545
71.601.04	3	825
71.601.06	4	1075
71.601.08	5	1325

ARC coat hook

Code	⟷ WxH
71.323.80	180x90

ARC teak wood plugs

Code	Ø mm	ORDER BY BOX
71.601.50	6	100
71.601.51	10	100
71.601.52	12	100
71.601.53	8	100
71.601.54	6/8/10	50 assorted
71.601.55	15	100

ARC belaying cleats

Code	Length mm	hole spacing mm
71.604.01	150	38
71.604.02	200	45
71.604.04	250	43
71.604.06	300	50

ARC bordered footboard

Code	Version	⟷ WxDxH mm
71.605.04	Large	288x112x12
71.605.06	small	215x82x12

ARC edge step

Code	⟷ WxDxH mm	For pipe Ø mm
71.309.00	305x45x22	25

35.390.13

ARC flag poles

Code	Length cm	Stainless steel base OPTIONAL
71.607.50	60	**35.390.13**
71.607.52	75	**35.390.13**
71.607.54	90	**35.390.13**
71.607.56	120	**35.390.13**

71.208.90

71.208.91

ARC pulpit motor stand

Code	⟷ mm	Mounting
71.208.90	175x45x175	Preset for 25-mm Ø tubes
71.208.91	480x120-240x30	Preset for the use with 37.261.01/02

ARC teak cabinets, doors and handles

ARC flush-mount box

Designed for wall mounting, can store various items.

Code	⟷ WxDxH mm
71.601.57	450x190x190

ARC medicine cabinet with mirror

Code	⟷ WxDxH mm
71.605.75	375x112x275

ARC kitchen/toilet cabinet

Fitted with two mirrors.

Code	⟷ WxDxH mm
71.605.78	560x110x380

ARC toilet mirror

Code	⟷ WxH mm
71.605.74	275x375

ARC kitchen/toilet cabinet

Fitted with two shutter door.

Code	⟷ LxWxH cm
71.605.79	56x11x38

ARC cabinet shutter fitted with frame

For mounting on the right or left.

Code	⟷ WxH mm	Hinges OPTIONAL
71.607.20	305x305	71.607.00; 71.607.01
71.607.22	380x380	71.607.00; 71.607.01
71.607.24	380x500	71.607.00; 71.607.01
71.607.26	380x610	71.607.00; 71.607.01

ARC protection front panel

Suitable for refrigerator bases, ventilation ducts, lockers etc.

Code	⟷ WxH mm	Thickness mm
71.396.30	445x100	18
71.396.31	300x100	18
71.396.32	200x100	18
71.396.33	200x150	18
71.396.60	125x65	18

Code	⟷ WxH mm	Thickness mm
71.396.70	125x125	18
71.396.71	125x250	18
71.397.00	Ø 100	18
71.397.10	Ø 150	18

◢ 71.397.00

◢ 71.397.10



◢ 71.396.30

◢ 71.396.71

◢ 71.396.70

◢ 71.396.33

◢ 71.396.60



◢ 71.396.31



◢ 71.396.32

ARC shutter ventilation grids - 18-mm thickness

Code	⟷ WxH mm
71.607.10	235x408
71.607.12	235x193
71.607.14	288x163
71.607.16	452x237

ARC kitchen/toilet cabinet

With shutter

Code	⟷ WxDxH mm
71.607.40	375x112x275

ARC shutter ventilation grids

◢ 71.303.10

Code	⟷ WxH mm
71.302.10	140x115
71.300.10	150x150
71.303.10	128x350

ARC DIY system to make customizable ventilation grids and hatches

To calculate how much profile model 71.607.04 is required, do the following calculation: hatch height minus 9 cm, all divided by 2.5; this is the number of slots needed for placing profile model 71.607.04.

Code	Description
71.607.02	Pair (dx+sx) side profiles already provided with hollows for fitting blinds, size 45x22 mm, length 121 cm
71.607.03	Head profile 45x22 mm, length 121 cm
71.607.04	shutter profile length 122 cm

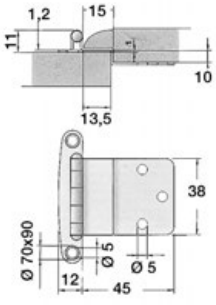

◢ 71.607.00

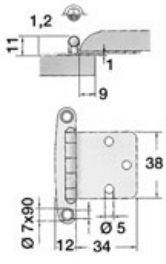

◢ 71.607.01

Stainless steel hinges for hatchways

To lock the device it's advisable to use the stopper model 38.107.41 or similar.

Code	Type	For hatches	⟷ mm
71.607.00	with overhang size mm 10	71.607.20; 71.607.22; 71.607.24; 71.607.26	57x44
71.607.01	without overhang part	with flat stop	38x46

ARC Teak Gratings

ARC grating for floors and gangways - 22-mm thickness



Code	⟷ mm
71.118.07	1000x300
71.118.08	1250x300
71.118.09	1500x300

ARC shower, toilet and floor grating - 22-mm thickness



Code	⟷ mm
71.117.99	400x400
71.118.00	500x500
71.118.01	600x600
71.118.02	500x1000
71.118.05	800x800
71.118.06	1000x1000

ARC grating for showers, toilets or round bars - thickness 22 mm

Code	Ø mm
71.118.03	500
71.118.04	400

"Do it Yourself" system for creating cratings

With lights size 18x18 mm and thickness 18 mm.

Code	Description
71.117.01	Stepped profile 18x18 mm, length 122 cm
71.117.02	Rectangle 18x9 mm, length 122 cm
71.117.03	Perimeter edge length 122 cm
71.607.05	mounting wooden pins for end frame, 8 piece bag

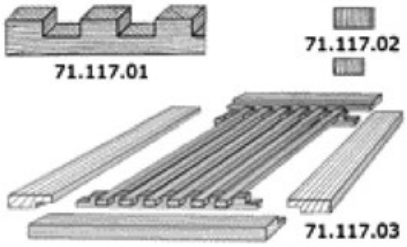

ARC teak tables and chairs

ARC real teak folding chair

Extra high-quality finish, stainless steel fittings.

Code	Cushion and backrest in	Colour	Type	⟷ cm open	⟷ cm closed	kg
71.323.20	Simple fabric	navy blue	chair	56x45x89	45x23x68	7
71.323.21	Simple fabric	white	chair	56x45x89	45x23x68	7
71.326.30	Stuffed fabric	navy blue	chair	56x45x89	45x23x68	7
71.326.31	Stuffed fabric	cream	chair	56x45x89	45x23x68	7
71.326.32 New	Stuffed fabric	Dark Grey	chair	56x45x89	45x23x68	7
71.326.33 New	Stuffed fabric	Sand	chair	56x45x89	45x23x68	7
71.336.50	Stuffed fabric	navy blue	stool	53x47x41	41x12x68	4.5

71.325.02

71.325.01

71.325.04

71.325.03

New Folding chair ARC The Square in teak and aluminium

With high-class finish and in technical fabric Batyline®, available in pure teak or aluminium with teak armrests.
It folds very easily to be stored anywhere on board.

Code	Colour	Finish	⟷ cm	
			open	closed
71.325.01	Ocean Blue	Teak	49x54x85	49x15x85
71.325.02	Linen	Teak	49x54x85	49x15x85
71.325.03	white	Aluminium and Teak	49x54x85	49x15x85
71.325.04	grey	Aluminium and Teak	49x54x85	49x15x85
71.325.05	Antratice	Aluminium and Teak	49x54x85	49x15x85

71.325.05

ARC Victor ultra-light folding chair

Powder-coated light alloy frame. Teak armrests; UV-, sun- and weather-resistant Batyline back.

Code	Colour	⟷ cm		kg
		open	closed	
71.321.01	white	50x57x89	50x22x70	5
71.321.02	dark grey	50x57x89	50x22x70	5
71.321.03	Teak (white canvas)	50x57x89	50x22x70	7

71.321.01

71.321.01

71.321.02

71.321.03

71.321.03

71.321.02

ARC The Edge Folding Chair in Teak

Deluxe padded cushions and stainless steel zip fasteners.

Code	Colour	Finish	⟷ cm		kg
			open	closed	
71.320.01	Sand	Natural teak	50x57x89	50x22x70	8.35
71.320.03	Navy blue	Natural teak	50x57x89	50x22x70	8.35

71.320.03

71.320.01

ARC teak folding stool

Extra compact model; ideal for fitting into narrow spaces with teak chairs and tables.

Code	⟷ cm	
	open	closed
71.308.00	30x30x45	30x50x6

ARC teak tip-top table and extension

Code	Description
71.306.00	Folding table in genuine **teak**, measurements 60x60x60 cm. **Includes a teak insert** to extend it up to 60x76 cm, with an increase in height to 70 cm.
71.306.10	Insert made of **teak used to extend** table 71.306.00 to cm 60x76, with corresponding height increase of 70 cm.

ARC Teak Folding Table

Adjustable by height.

Code	Size cm	Height cm	Folded cm
71.305.75	90x70	59/70	108x70x13
71.305.76	70x45	58/70	94x45x10

ARC foldable table in Teak

Code	Size cm	Height cm	Folded cm
71.305.20	50x40	35x40	62x40x10

Removable ARC Teak table convertible into a tray

May be used as a tray.

Code	⟷ cm
71.305.40	80x60x53h

ARC oval tip-top table made of real teak

Code	⟷ cm	Folded cm
71.306.15	80x65x57	80x65x7

ARC table top for sailing boat post

Foldable and collapsible (buy art. 71.240.10 to make it collapsible), made of real teak, **AISI 316** fittings.
Supplied without support arms to be ordered separately.

Code	Type	⟷ cm	
		open	closed
71.202.00	Withedge	64x70	64x35
71.202.60	Withedge	80x70	80x35
71.202.70	Withedge	90x70	90x35
71.203.10 New	Without edge	125x80	125x40
71.203.20 New	Without edge	90x60	90x30
71.203.30 New	Without edge	80x60	80x30

◀ 71.202.00

◀ 71.203.10

◀ 71.203.10

ARC Teak Table Adjustable in Height

Foldable and adjustable in 3 heights.

Code	⟷ cm		Height cm
	open	folded	
71.305.60	110x71	110x71x14	43.5/58.5/69.5 adjustable
71.305.70	125x80.5	125x80.5x14	43.5/58.5/69.5 adjustable
71.305.80*	118x70	110x70x14	44/59/70 Adjustable

◀ 71.305.80

ARC tip-top table with hinged legs

Thanks to its **dual folding system** is a convenient table when opened; reduced size for stowage.

Code	⟷ cm	
	open	closed
71.356.60	78x145x72(height)	78x15x72(height)

ARC Teak tabletop

◢ 71.307.00/10

◢ 71.307.11

Fitted with edges and drains on each angle.

Code	⟷ mm
71.307.00	400x700
71.307.10	550x800
71.307.11	Ø 800

ARC Teak tabletop



With rounded edges, separate slats.

Code	⟷ cm
71.307.28	45x70
71.307.29	55x80

Foldable arm pair

For tables 71.202.00; 71.202.60; 71.202.70, in **stainless steel 316**, supplied in a kit with everything needed for attachment to the column pipes Ø 22/30 mm.

Code	⟷ mm
71.240.10	303x165

Teak strips for decks

ARC teak strips for decks

Code	⟷ mm	Length cm
71.100.70	45x10	200
71.101.30	60x10	200

ARC teak strips

Code	⟷ AxB mm	Length cm
71.100.20	45x10	200
71.200.40	100x10	200
71.200.50	150x10	200
71.317.70	20x20	200
71.317.80	30x30	200

Additional parts for profiles

ARC profile corner pieces

Concave	Convex	Adaptable to profile
71.030.00	71.029.00	71.028.00

ARC "L" profiles

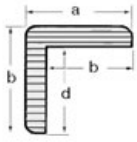

Code	A mm	B mm	C mm	D mm	Length cm
71.028.00	23	23	18	18	200

ARC gunnel profile

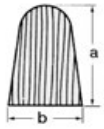

Code	A mm	B mm	Length cm
71.012.00	28	20	200

ARC profiles

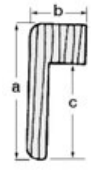

Code	A mm	B mm	C mm	Length cm
71.043.00	34	15	24	200

Easylock Clutches

Easylock Clutches

Patented device that allows both "tightening" and "releasing" the sheet under strain. Housing in **anodized aluminum**, cams and axles **in stainless steel**, levers and delrin sliding rollers.

Code	Version	Model	Working load kg	Line Ø mm	⟷ mm	g
72.078.10	Single	Black anodizing	300	6-10	108x65x24	245
72.078.20	Double	Black anodizing	300	6-10	108x45x65	435
72.078.30	Triple	Black anodizing	300	6-10	108x66x65	630



EASYLOCK MINI TEST

Crafted with elegant design, entirely in polycarbonate, with base and levers in **anodized aluminum**, screws and rivets in **stainless steel**. Revolutionary "Powerlock" anti-slip system that prevents sliding as it allows the sheet to be locked in both directions.

Code	Version	Working load kg	Line Ø mm	⟷ mm	g
72.090.10	Single	450	6-10	30x115x64	300
72.090.20	Double	450	6-10	55x115x64	566
72.090.30	Triple	450	6-10	80x115x64	824
72.090.40	Quadruple	450	6-10	105x115x64	1084



EASYLOCK Midi stopper

Evolution of the world's famous Easylock I. Based on the principle of two **stainless steel** parallel plates that lock the sheets. The greater the sheet tension, the more the holding action. **100% black polycarbonate and stainless steel. For hulls 9 to 12 m.**
The more the sheet is pulled, the more the plates press. **They are made entirely of black polycarbonate and stainless steel. Suitable for hulls from 9 m to 12 m.**

Code	Version	Working load kg	Line Ø mm	⟷ mm	g
72.092.10	Single	700	6-12	140x80x33	500
72.092.20	Double	700	6-12	140x80x63	900
72.092.30	Triple	700	6-12	140x80x92	1200
72.092.40	Quadruple	700	6-12	140x80x121	1600

EASYLOCK Maxi stopper

Designed for large vessels, **for vessels up to about 18 m**. Incorporates all updates introduced in the Midi and Mini versions. **Housing in stainless steel, nylon and aluminium, in black.**

Code	Version	Working load kg	Line Ø mm	⟷ mm	g
72.140.94	Single	1400	8-16	36x149x88	750



EASYLOCK Feeder stopper

Sail feeders for genoa or mainsail. Made of stainless steel. Universal fit, installation in seconds.

Code	Description
72.230.23	Mainsail sail feeders
72.230.24	Headsail sail feeders
72.230.25	The same 72.230.23 but with pipe 8 mm

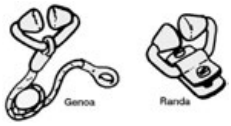

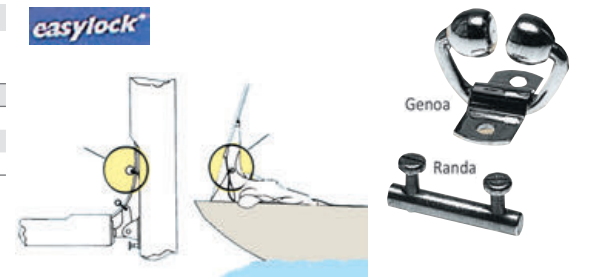

Notes

Notes

www.OSCULATI.com

Sail in a sea of accessories

Extensive documentation

14,000 downloadable files (interactive 3D models, instructions, certificates and technical specifications)

Excel-compatible

Copy/paste your orders from Excel and export your cart in a click

Replacement Items *

Is an item discontinued? We suggest the optimal alternative for your needs

Best price *

We always suggest the recommended quantity at the lowest price

Price lists *

Check your reserved price list in real time

Your history *

Check your order history at all times, online and offline

Online support

Contact our WhatsApp support service for advice and solutions

"Do it yourself" RMA

Select purchased items and compose your return order

Outlet

Discover thousands of items at discounted prices up to 40%

The preferential channel for your orders

** Only for professional customers*

Where do i find it?

Superquick catalog page search:

scan the QR code...

...and search for products by:

- manufacturer code
- keyword
- Osculati code
- brand
- barcode

Find the Master Catalogue page immediately

or view the product online

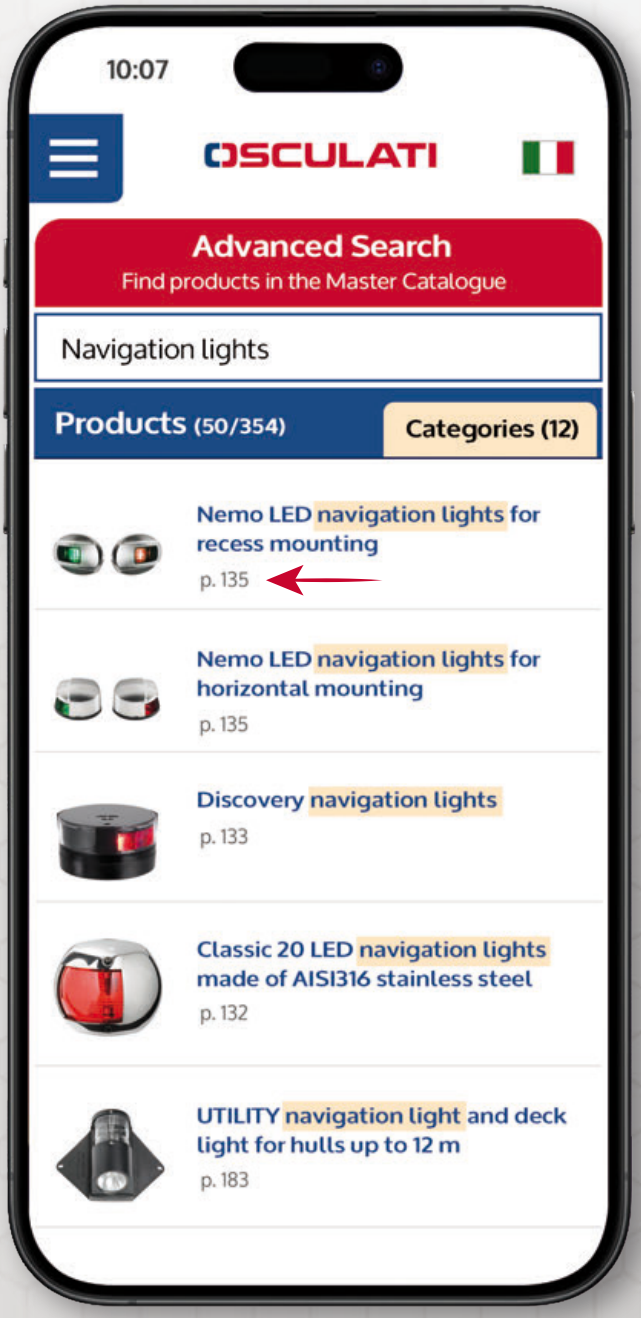

OUR SALES NETWORK

HEAD OFFICE

OSCULATI S.r.l.
Via Pacinotti, 12 - 20054 Segrate (Milano) - Italy
Phone: +39 02 2699 111
sales@osculati.it
www.osculati.com

FRANCE

BARBARA BIANCHI
Départements 06 - 83 et Principauté de Monaco
Mobile: +39 366 758 2366
barbara.bianchi@osculati.com

EMMANUEL FOURNIER
Grand Est, Bourgogne Franche-Comté, Auvergne Rhône-Alpes, Occitanie, PACA (sauf 06 & 83) et Corse
Mobile: +33 (0)660 700 303
emmanuel.fournier@osculati.com

CHRISTOPHE BRUNET
Départements Côte Atlantique
Mobile: +33 (0)689 904 585
christophe.brunet@osculati.com

YVES LE HÉRAN-VARANGOT
Bretagne, Normandie, Paris (Île de France), Centre-Val de Loire, Hauts-de-France et Belgique (Sud E40) Luxembourg
Phone: +33 (0)2 9958 5564
Mobile: +33 (0)6 6066 6138
yves.leheran@osculati.com

SWITZERLAND, CZECH REPUBLIC, HUNGARY, SLOVAKIA, AUSTRIA, MALTA, CYPRUS

CHIARA PAGNONI
Mobile: +39 347 4466003
chiara.pagnoni@osculati.com

GERMANY

CLAUS JETSCHIN
Phone: +49 (0)89 4423 7182
claus.jetschin@osculati.com

POLAND, ESTONIA, LATVIA, LITHUANIA, ROMANIA, BULGARIA, UKRAINE

GIOVANNA GUSMEROLI
Mobile: +49 (0)176 2366 8170
giovanna.gusmeroli@osculati.com

UNITED KINGDOM, FINLAND, IRELAND, NORTHERN IRELAND, SOUTH AFRICA

IAN STEVENSON
Mobile: +44 (0)7720 419061
ian.stevenson@osculati.com

SWEDEN, NORWAY

SIMEN FLAK FEKJÆR
Mobile: +47 40 63 82 99
simen.fekjaer@osculati.com

THE NETHERLANDS, BELGIUM north of E40, DENMARK

HARMANNUS TIMMER
Phone: +31 (0)85 0043941
Mobile: +31 (0)62 1261404
harmannus.timmer@osculati.com

SLOVENIA, CROATIA, BOSNIA AND HERZEGOVINA, SERBIA, MONTENEGRO, NORTH MACEDONIA

UNIMAR S.r.l.
Via J.Ressel, 2/7 - 34018 San Dorligo della Valle (TS) – Italy
Phone: +39 040 661691 - info@unimar.org - www.unimar.org

UNIMAR RIJEKA d.o.o.
Preluk 6a - 51000 RIJEKA - HRVATSKA – Croazia
Phone: +385 (0)51 512680 - unimar@unimar.hr - www.unimar.hr

SPAIN, PORTUGAL, SOUTH AMERICA

ROSA LUCARELLI
Phone: +39 342 9595684
rosa.lucarelli@osculati.com

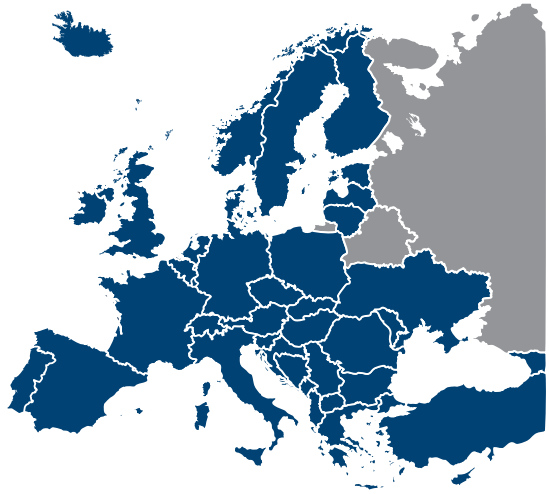

www.OSCULATI.com

We are in 100 countries worldwide, contact us for your nearest distributor.

FSC

Code 70.199.00EN
8 033137 000027